F.H.W.A. REGION NO.	STATE	FED. AID PROJ. NO.	SHEET
3	MD		23 OF 39

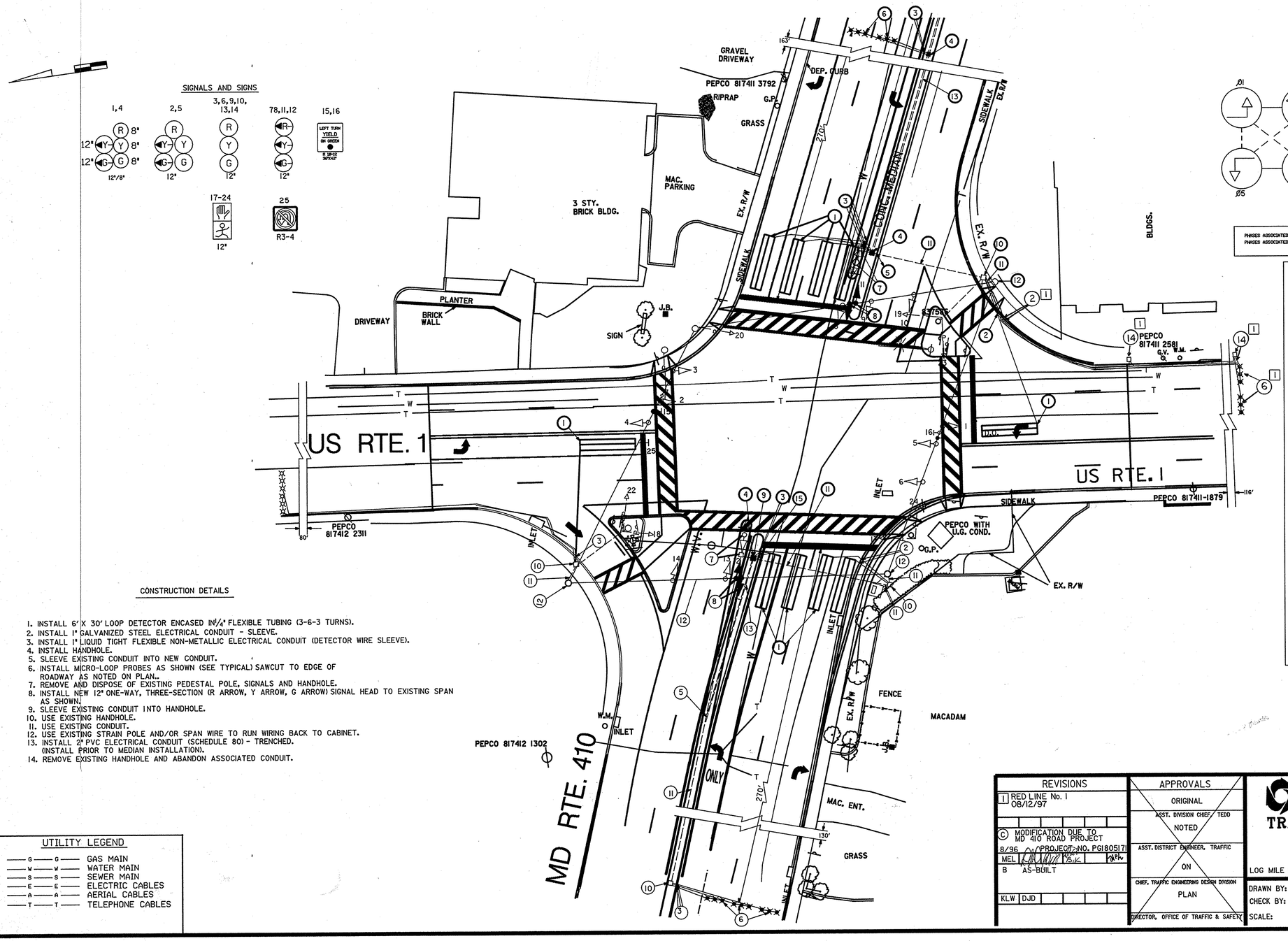

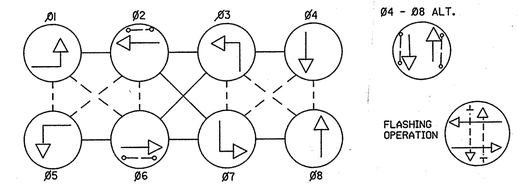

PHASES ASSOCIATED BY A DASHED LINE WILL OPERATE CONCURRENTLY
PHASES ASSOCIATED BY A SOLID LINE WILL NOT OPERATE CONCURRENTLY

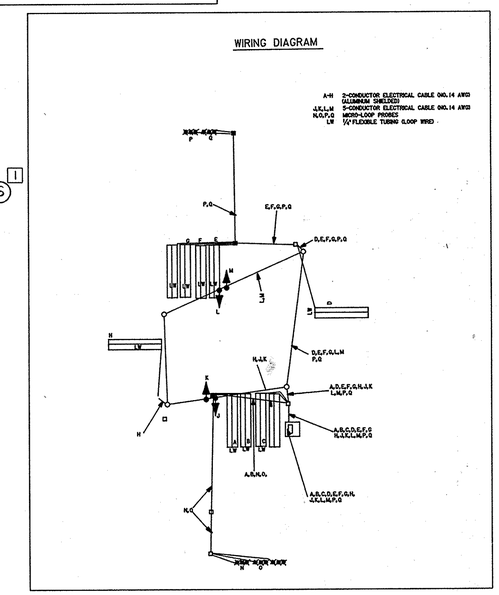

CONSTRUCTION DETAILS

1. INSTALL 6' X 30' LOOP DETECTOR ENCASED IN 1/4" FLEXIBLE TUBING (3-6-3 TURNS).
2. INSTALL 1" GALVANIZED STEEL ELECTRICAL CONDUIT - SLEEVE.
3. INSTALL 1" LIQUID TIGHT FLEXIBLE NON-METALLIC ELECTRICAL CONDUIT (DETECTOR WIRE SLEEVE).
4. INSTALL HANDHOLE.
5. SLEEVE EXISTING CONDUIT INTO NEW CONDUIT.
6. INSTALL MICRO-LOOP PROBES AS SHOWN (SEE TYPICAL) SAWCUT TO EDGE OF ROADWAY AS NOTED ON PLAN..
7. REMOVE AND DISPOSE OF EXISTING PEDESTAL POLE, SIGNALS AND HANDHOLE.
8. INSTALL NEW 12" ONE-WAY, THREE-SECTION (R ARROW, Y ARROW, G ARROW) SIGNAL HEAD TO EXISTING SPAN AS SHOWN.
9. SLEEVE EXISTING CONDUIT INTO HANDHOLE.
10. USE EXISTING HANDHOLE.
11. USE EXISTING CONDUIT.
12. USE EXISTING STRAIN POLE AND/OR SPAN WIRE TO RUN WIRING BACK TO CABINET.
13. INSTALL 2" PVC ELECTRICAL CONDUIT (SCHEDULE 80) - TRENCHED. (INSTALL PRIOR TO MEDIAN INSTALLATION).
14. REMOVE EXISTING HANDHOLE AND ABANDON ASSOCIATED CONDUIT.

UTILITY LEGEND

—G—G—	GAS MAIN
—W—W—	WATER MAIN
—S—S—	SEWER MAIN
—E—E—	ELECTRIC CABLES
—A—A—	AERIAL CABLES
—T—T—	TELEPHONE CABLES

REVISIONS	APPROVALS
1 RED LINE No. 1 08/12/97	ORIGINAL
	ASST. DIVISION CHIEF, TEDD
C MODIFICATION DUE TO MD 410 ROAD PROJECT	NOTED
8/96 (PROJECT NO. PG180517)	ASST. DISTRICT ENGINEER, TRAFFIC
MEL	ON
B AS-BUILT	CHIEF, TRAFFIC ENGINEERING DESIGN DIVISION
KLW DJD	PLAN
	DIRECTOR, OFFICE OF TRAFFIC & SAFETY

MARYLAND DOT - STATE HIGHWAY ADMINISTRATION
Office of Traffic & Safety
TRAFFIC ENGINEERING DESIGN DIVISION
US 1 AND MD 410

LOG MILE NO. 16000102.620 DATE 2/4/74

DRAWN BY:	HUR	F.A.P. NO.	U-902-1(23)	PLAN SHEET NO.:	SHEET NO.
CHECK BY:		S.H.A. NO.	P 33-005-385		
SCALE:	1" = 20'	COUNTY	PRINCE GEORGE'S	TS-299C	23 OF 39

I:\sgn1\ha5695a\s410-us1.dgn Oct. 01, 1996 13:38:57