

MD 193 IS ASSUMED TO RUN IN AN EAST/WEST DIRECTION

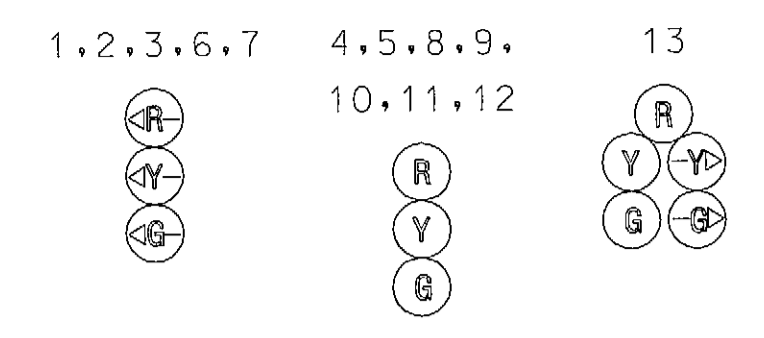
BORDER REV. DATE: March 12/2008

DRILL HOLES

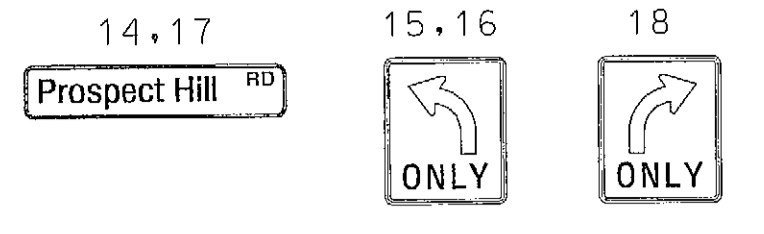
DRILL HOLES

DRILL HOLES

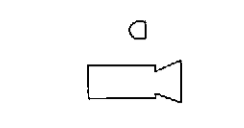
EXISTING SIGNALS



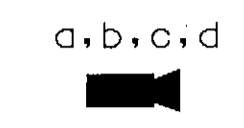
EXISTING SIGNS



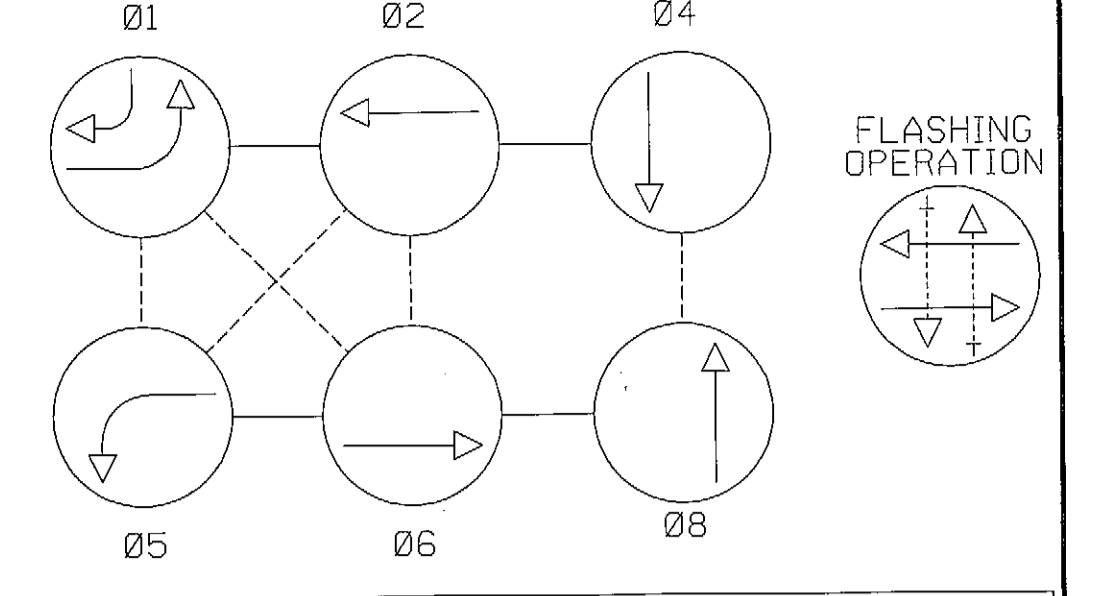
EXISTING VIDEO DETECTION TO BE REMOVED



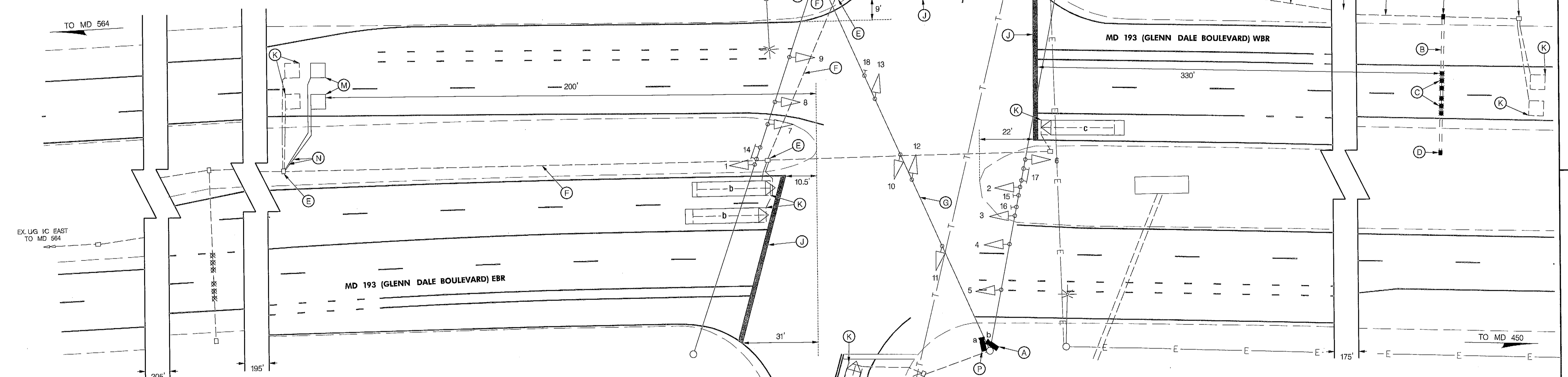
PROPOSED VIDEO DETECTION



NEMA PHASING



NOTE: PHASES ASSOCIATED BY A DASHED LINE MAY/WILL OPERATE CONCURRENTLY. PHASES ASSOCIATED BY A SOLID LINE WILL NOT OPERATE CONCURRENTLY.



CONSTRUCTION DETAILS

- A. INSTALL VIDEO DETECTION CAMERA ON EXISTING STRAIN POLE.
- B. INSTALL 3 IN. SCHEDULE 80 RIGID PVC ELECTRICAL CONDUIT (BORED).
- C. INSTALL NON-INVASIVE MICROLOOP PROBE SET (2 SETS).
- D. INSTALL ELECTRICAL HANDHOLE (SEE NOTE 7).
- E. USE EXISTING HANDHOLE.
- F. USE EXISTING CONDUIT.
- G. USE EXISTING SPAN WIRE.
- H. USE EXISTING BASE MOUNTED CABINET.
- J. INSTALL 24 IN. WHITE PREFORMED THERMOPLASTIC PAVEMENT MARKINGS FOR STOPLINE.
- K. ABANDON EXISTING LOOP DETECTOR.
- L. REMOVE EXISTING HANDHOLE AND BACKFILL.
- M. INSTALL 6 FT. X 6 FT. LOOP DETECTOR ENCASED IN 1/4 IN. FLEXIBLE TUBING (4 TURNS).
- N. INSTALL 1 IN. ELECTRICAL CONDUIT - GALVANIZED SLEEVE.
- O. USE EXISTING STRAIN POLE.
- P. REMOVE EXISTING VIDEO DETECTION CAMERA AND INSTALL VIDEO DETECTION CAMERA ON EXISTING STRAIN POLE.

GENERAL NOTES

1. MAINTENANCE OF TRAFFIC WILL BE HANDLED BY THE CONTRACTOR UTILIZING MDSHA STANDARD TYPICALS FOR TRAFFIC CONTROL.
2. THE CONTRACTOR SHALL CONTACT MISS UTILITY TO VERIFY ALL UNDERGROUND UTILITIES PRIOR TO THE INSTALLATION OF PROPOSED SIGNAL EQUIPMENT. IF ANY UTILITY CONFLICTS ARISE THE CONTRACTOR SHALL CONTACT THE PROJECT ENGINEER.
3. THE CONTRACTOR SHALL REMOVE AND DISPOSE OF ALL ABANDONED ELECTRICAL CABLES.
4. THE SHA SIGNAL SHOP WILL BE RESPONSIBLE FOR ALL INTERNAL CABINET WIRING. THE CONTRACTOR SHALL BE RESPONSIBLE FOR ROUTING AND PROPERLY LABELING ALL SIGNAL CABLES.
5. VIDEO CAMERA LOCATION/ALIGNING SHALL BE COORDINATED WITH THE SHA ENGINEER.
6. ALL HANDHOLES FOR NON-INVASIVE PROBES SHALL BE INSTALLED WITH THE LONG DIMENSION OF THE HANDHOLE PERPENDICULAR TO THE ROADWAY AS SHOWN.
7. THE CONTRACTOR SHALL INTERCEPT EXISTING CONDUIT WHEN INSTALLING THE HANDHOLE FOR THE NON-INVASIVE MICROLOOP PROBES FOR WB MD 193.



STATE OF MARYLAND
DEPARTMENT OF TRANSPORTATION
STATE HIGHWAY ADMINISTRATION
OFFICE OF TRAFFIC & SAFETY
TRAFFIC ENGINEERING DESIGN DIVISION
MD 193 (GLENN DALE BOULEVARD)
AT PROSPECT HILL ROAD
GLENN DALE, MARYLAND

SIGNALIZATION PLAN SHEET

SCALE: 1"=20' ADVERTISED DATE: JUNE 16, 1987. CONTRACT NO. _____
DESIGNED BY: _____ COUNTY: PRINCE GEORGE'S
DRAWN BY: J. GREEZICKI LOGMILE: 18019311.04
CHECKED BY: R. CHRISTMAN TMS NO.: G315
F.A.P. NO. _____ TOD NO. _____
TS NO. 2311C DRAWING SG-03 OF 06 SHEET NO. 03 OF 06

APPROVALS	
TEAM LEADER	ORIGINAL ON FILE
ASST. DIV. CHIEF	
DIVISION CHIEF	
OFFICE DIRECTOR	

REVISIONS	
© INSTALL VIDEO DETECTION FOR THE ISLAND WB LEGS AND NON-INVASIVE PROBES FOR WB MD 193 SHA NO. P08284177 TMS# L101 12-2001	
STV: JHO / B / DB / me / JH B INSTALLATION OF VIDEO DETECTION FOR SB PROSPECT HILL ROAD TMS# JH8 03-2008	
J.M.	
A SIGNAL MODIFICATION DUE TO GEOMETRIC CHANGE OF DOUBLE LEFT TURN SHA NO. B098262 07-16-2004	
F.D.B.	

PLOTTED: 5/24/2008
FILE: SFLES

STV Incorporated
7125 Ambassador Road, Suite 200
Baltimore, MD 21244
www.stvinc.com

BY: \$USER\$