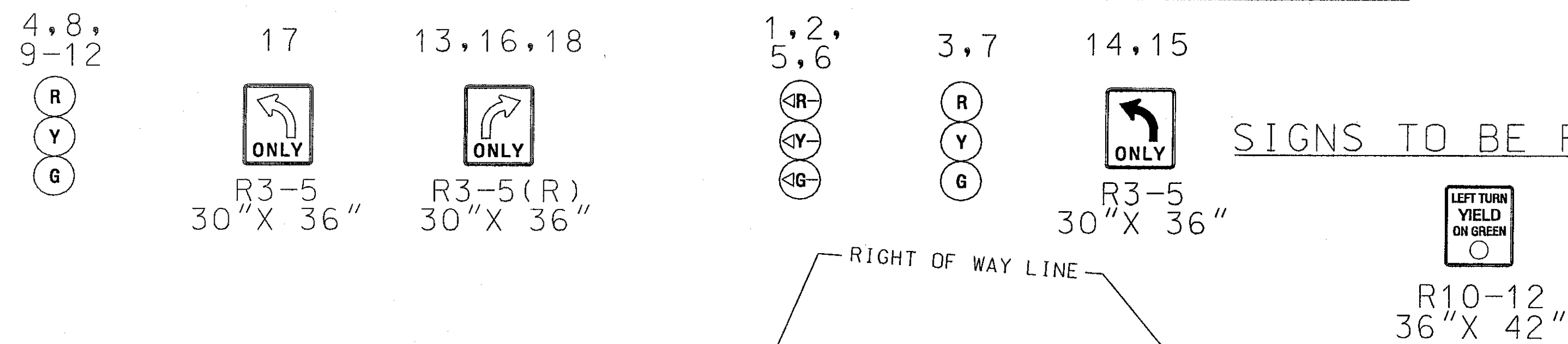
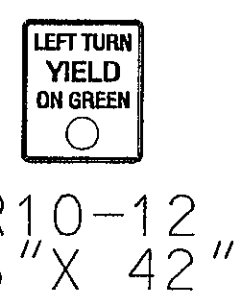


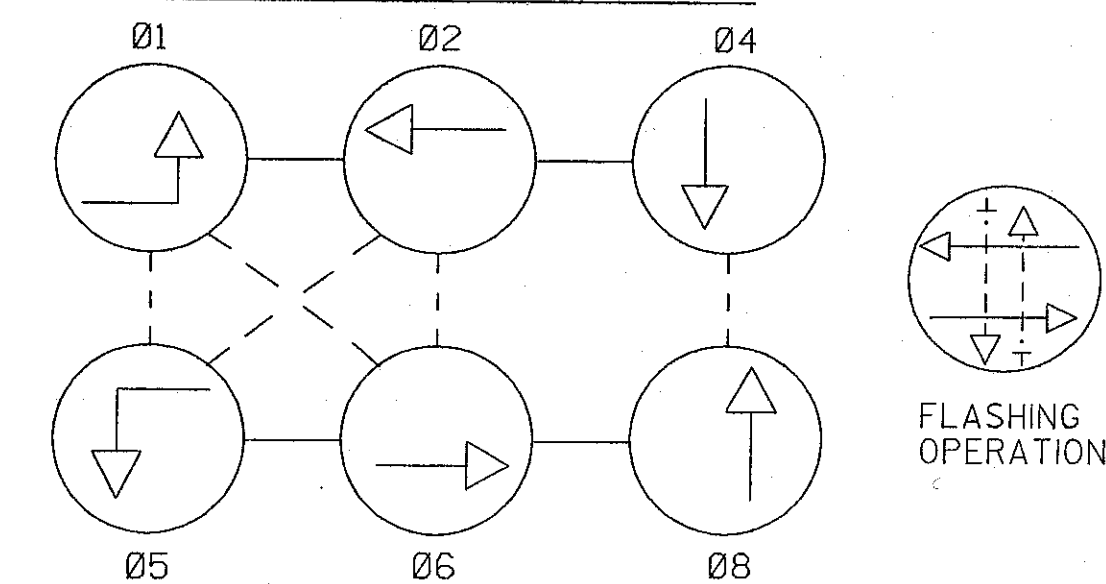
EXISTING SIGNS AND SIGNALS: PROPOSED SIGNS AND SIGNALS:



SIGNS TO BE REMOVED:

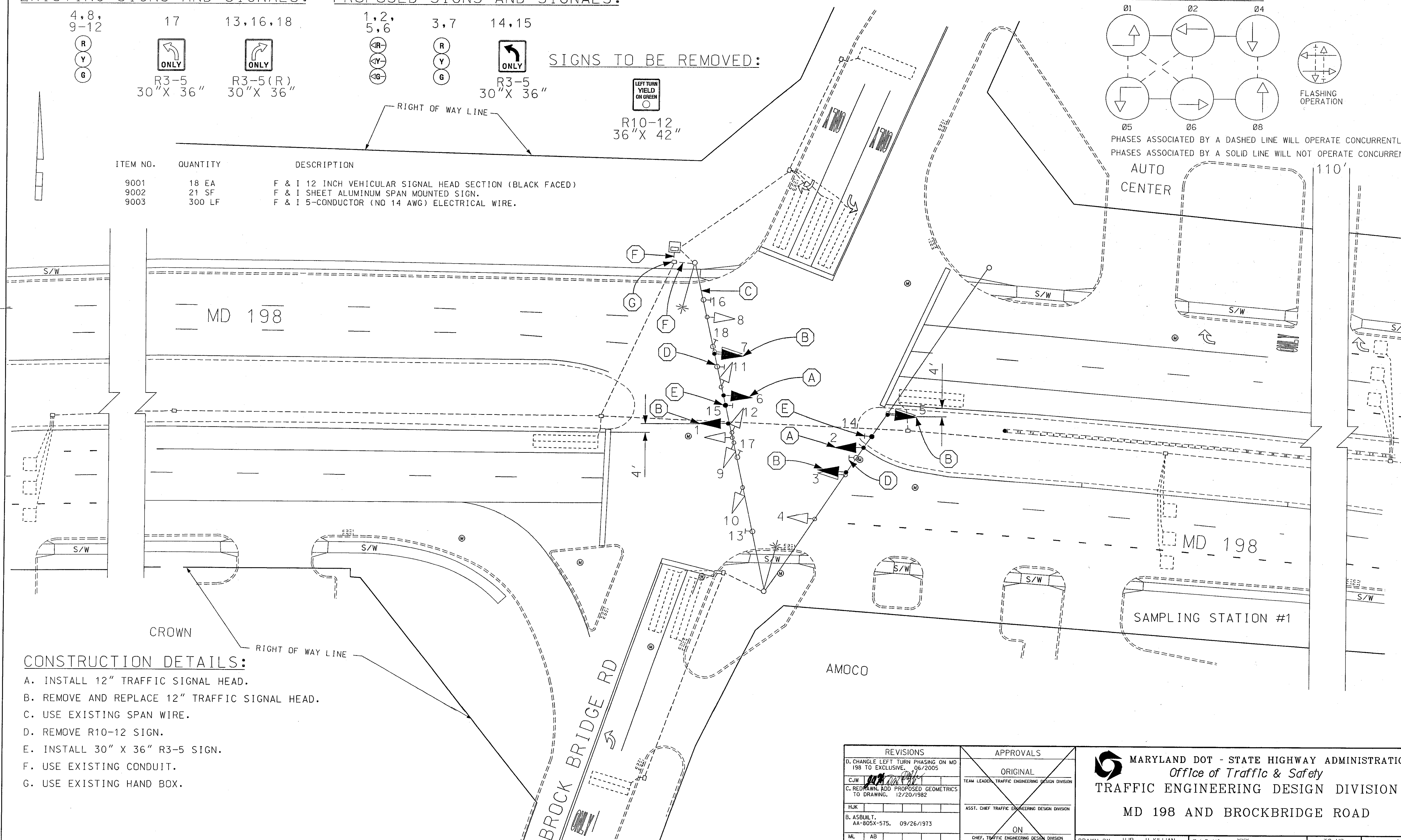


NEMA PHASING:



PHASES ASSOCIATED BY A DASHED LINE WILL OPERATE CONCURRENTLY
PHASES ASSOCIATED BY A SOLID LINE WILL NOT OPERATE CONCURRENTLY

ITEM NO.	QUANTITY	DESCRIPTION
9001	18 EA	F & I 12 INCH VEHICULAR SIGNAL HEAD SECTION (BLACK FACED)
9002	21 SF	F & I SHEET ALUMINUM SPAN MOUNTED SIGN.
9003	300 LF	F & I 5-CONDUCTOR (NO 14 AWG) ELECTRICAL WIRE.



CONSTRUCTION DETAILS:

- A. INSTALL 12" TRAFFIC SIGNAL HEAD.
- B. REMOVE AND REPLACE 12" TRAFFIC SIGNAL HEAD.
- C. USE EXISTING SPAN WIRE.
- D. REMOVE R10-12 SIGN.
- E. INSTALL 30" X 36" R3-5 SIGN.
- F. USE EXISTING CONDUIT.
- G. USE EXISTING HAND BOX.

REVISIONS D. CHANGE LEFT TURN PHASING ON MD 198 TO EXCLUSIVE. 06/2005 C. REDRAWN, ADD PROPOSED GEOMETRICS TO DRAWING. 12/20/1982 B. ASBUILT. AA-805X-575. 09/26/1973 A. ASBUILT. AA-805X-575. 12/08/1971		APPROVALS ORIGINAL TEAM LEADER, TRAFFIC ENGINEERING DESIGN DIVISION ON ASST. CHIEF TRAFFIC ENGINEERING DESIGN DIVISION ON CHIEF, TRAFFIC ENGINEERING DESIGN DIVISION FILE DIRECTOR, TRAFFIC & SAFETY		MARYLAND DOT - STATE HIGHWAY ADMINISTRATION Office of Traffic & Safety TRAFFIC ENGINEERING DESIGN DIVISION MD 198 AND BROCKBRIDGE ROAD	
DRAWN BY: HJR H KILLIAN CHECKED BY: XXX SCALE: 1"=20' DATE: 07/08/71	F.A.P. NO. XXX S.H.A. NO. AA-487-501-571 COUNTY: ANNE ARUNDEL LOG MILE: 02019800.56	TS NO. TS-2550 T.I.M.S. NO. G912	SHEET NO. 1 OF 1		