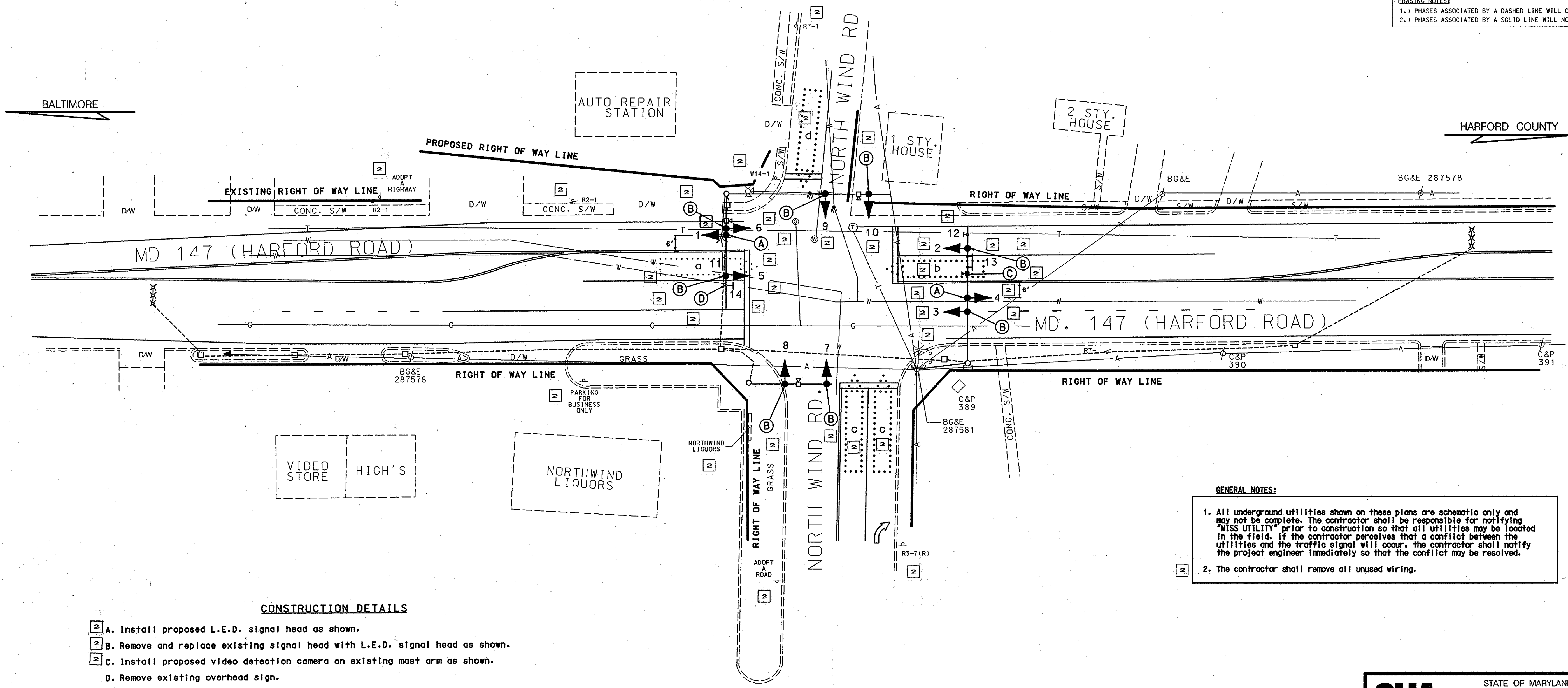
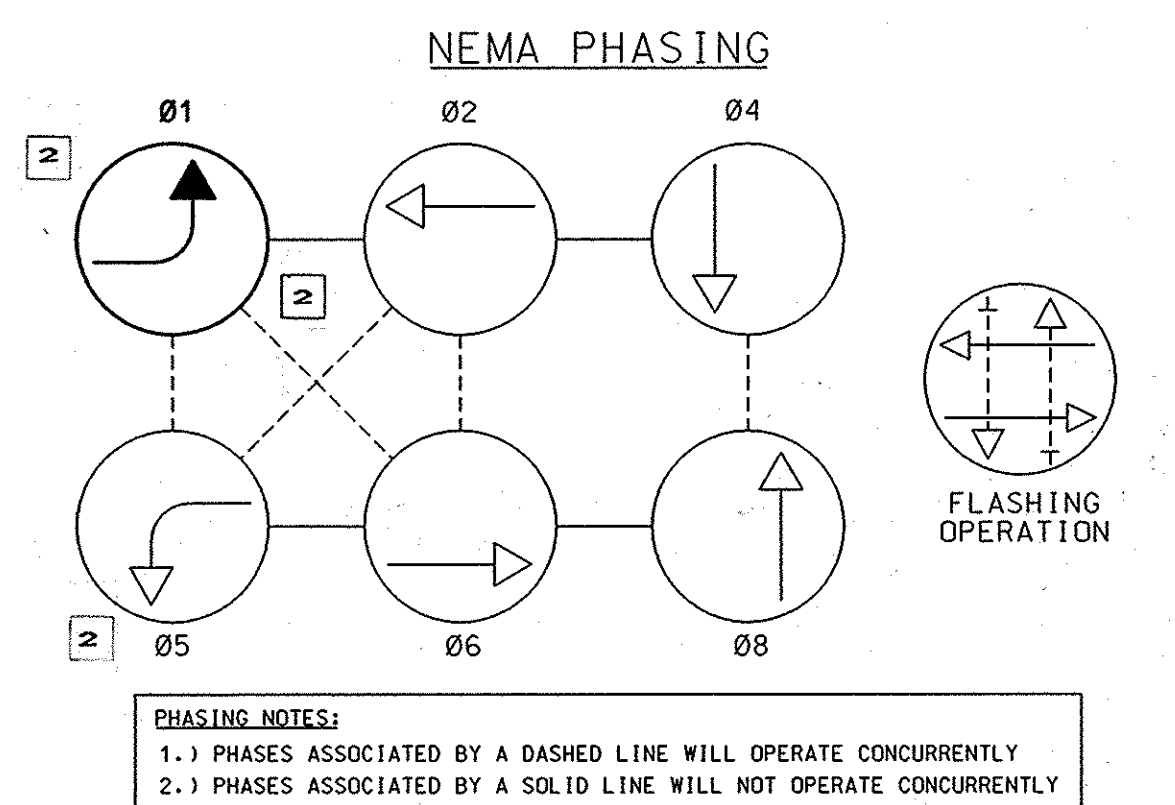
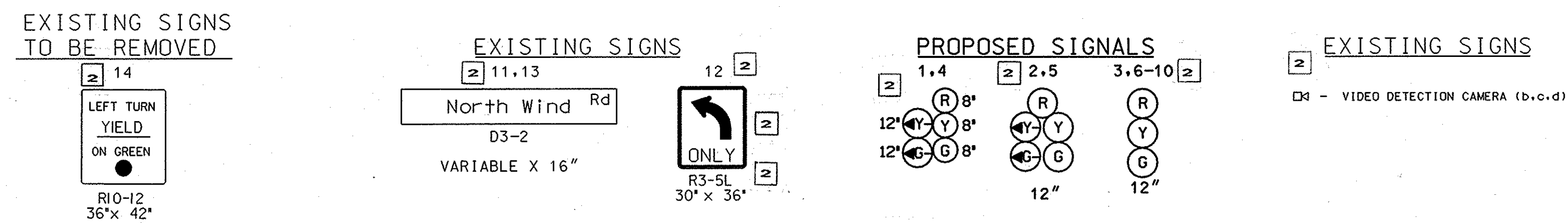
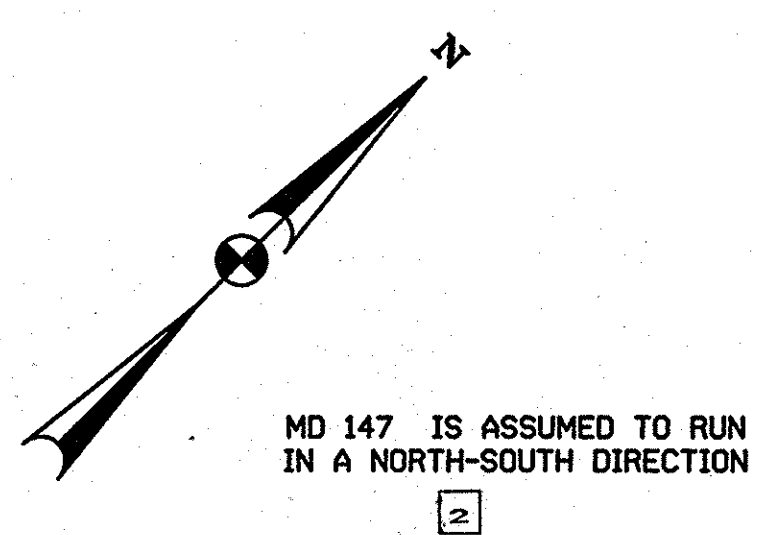


DRILL HOLES

BORDER REV. DATE: JUNE 11, 2004



GENERAL NOTES:

- All underground utilities shown on these plans are schematic only and may not be complete. The contractor shall be responsible for notifying "MISS UTILITY" prior to construction so that all utilities may be located in the field. If the contractor perceives that a conflict between the utilities and the traffic signal will occur, the contractor shall notify the project engineer immediately so that the conflict may be resolved.
- The contractor shall remove all unused wiring.

- CONSTRUCTION DETAILS**
- Install proposed L.E.D. signal head as shown.
 - Remove and replace existing signal head with L.E.D. signal head as shown.
 - Install proposed video detection camera on existing mast arm as shown.
 - Remove existing overhead sign.

GREENLINE REVISION
2 06/21/07

GEOMETRIC LEGEND

PROPOSED
EXISTING

LEGEND OF UNDERGROUND AND OVERHEAD UTILITIES

AERIAL CABLE	—
ELECTRIC	—
TELEPHONE	—
GAS	—
SEWER	—
WATER	—
CABLE TV	—

STREET TRAFFIC STUDIES, LTD.
400 Crain Hwy., N.W.
Crest Hill, MD 21111
Ph: (410) 590-5500
Fax: (410) 590-6637

5379.dgn T-105

APPROVALS	REVISIONS
TEAM LEADER	E LED SIGNAL HEADS AND INSTALL NB EP PHASE 6-16-07 SHA NO. BA435877
ASST. DIV. CHIEF	JWA D ADD VIDEO DETECTION & MICROLOOP PROBES 1-05-06 SHA NO. BA435877
DIVISION CHIEF	CGM C ASBUILT & RELOC. POLE & TWIN MAST ARMS (NW CORNER) 2-28-03 SHA NO. 27983103048
OFFICE DIRECTOR	EMM RJM

SHA STATE OF MARYLAND
DEPARTMENT OF TRANSPORTATION
STATE HIGHWAY ADMINISTRATION

**MD 147(HARFORD RD.)
AND NORTH WIND RD.**

TRAFFIC SIGNAL PLAN

SCALE 1" = 20' DATE 7/10/88 CONTRACT NO. _____

DESIGNED BY GENE SIMMERS COUNTY BALTIMORE
DRAWN BY GENE SIMMERS LOGMILE 03014703.10
CHECKED BY _____ TIMS NO. _____
F.A.P. NO. _____ TOD NO. _____

TS NO. 2046E DRAWING NO. 1 OF 2 SHEET NO. 76 OF 78

... 13000 5/15/03/0375.dgn 6/15/2007 11:30:44 AM