

500 FT <sup>|F|</sup> <sub>A</sub>

1000 FT <sup>|G|</sup> <sub>B</sub>

1 MILE <sup>|H|</sup> <sub>C A</sub>

1/2 MILE <sup>|J|</sup> <sub>D E</sub>

1500 FT <sup>|K|</sup> <sub>B</sub>

AHEAD <sub>A</sub>

NOTE: "C" LETTERS MAY BE SUBSTITUTED FOR "D" LETTERS ONLY WHEN "D" LETTERS DO NOT FIT.

\* SPACING REDUCED BY 40%  
 \*\* SPACING REDUCED BY 50%

DIMENSIONS (INCHES)									
A	B	C	D	E	F	G	H	J	K
5C	5C*	7.5C	7.5C**	5C**	1.79	2.7	1.83	1.6	2.86
6C	6C*	9C	9C**	6C**	1.95	3.24	2.15	1.9	3.43
7C	7C*	10.5C	10.5C**	7C**	2.11	3.78	2.46	2.2	4
8C	8C*	12C	12C**	8C**	2.51	4.32	2.78	2.4	4.57
--	--	--	13.5C**	9C**	--	--	--	2.6	--
4D	4D*	6D	6D**	4D**	1.56	1.45	1.69	1.5	1.57
5D	5D*	7.5D	7.5D**	5D**	2.01	2.81	3.14	1.8	2.97
6D	6D*	9D	9D**	6D**	2.34	2.17	4.6	2	2.36
7D	7D*	10.5D	10.5D**	7D**	2.79	2.53	3.93	2.2	2.75
8D	8D*	12D	12D**	8D**	3.12	2.89	3.38	2.4	3.15
9D	9D*	13.5D	13.5**	9D**	4.45	4.13	4.46	2.6	4.42
10D	10D*	15D	15D**	10D**	6.52	6.12	6.29	2.8	6.43

REFERENCES

MdMUTCD SECTION - NONE

COLORS

LEGEND - BLACK

APPROVED Tom Hicks (signature on file)  
 DIRECTOR - OFFICE OF TRAFFIC AND SAFETY

**Maryland Department of Transportation**  
**STATE HIGHWAY ADMINISTRATION**  
 MARYLAND STANDARD HIGHWAY SIGNS



APPROVAL • SHA REVISIONS	APPROVAL • FEDERAL HIGHWAY ADMINISTRATION
APPROVAL <b>03/02/2009</b>	APPROVAL
REVISED	REVISED
REVISED	REVISED
REVISED	REVISED

**DISTANCE DETAILS**

**SIGN NUMBER**

**DISTANCE DETAILS**



SIGN SIZE	DIMENSIONS (INCHES)							
	A	B	C	D	E	F	G	H
STD	60	48	1-1/4	8-1/2	12E	9	10E	3

REFERENCES

MdMUTCD SECTION - 6F.28, 6F.50

COLORS

LEGEND - WHITE

BACKGROUND - GREEN

APPROVED Tom Hicks (signature on file)  
DIRECTOR - OFFICE OF TRAFFIC AND SAFETY

**Maryland Department of Transportation**  
**STATE HIGHWAY ADMINISTRATION**

MARYLAND STANDARD HIGHWAY SIGNS



APPROVAL • SHA REVISIONS	APPROVAL • FEDERAL HIGHWAY ADMINISTRATION
APPROVAL <b>03/02/2009</b>	APPROVAL
REVISED	REVISED
REVISED	REVISED
REVISED	REVISED

**EXIT AHEAD**

**SIGN NUMBER**

**E5-2(1)**



SIGN SIZE	DIMENSIONS (INCHES)								
	A	B	C	D	E	F	G	H	J
STD	60	48	3/4	1-1/4	8-1/2	12E	9	10D	3

REFERENCES

MdMUTCD SECTION - 6F.28, 6F.50

COLORS

LEGEND - BLACK

BACKGROUND - FLUORESCENT ORANGE

APPROVED Tom Hicks (signature on file)  
DIRECTOR - OFFICE OF TRAFFIC AND SAFETY

**Maryland Department of Transportation**  
**STATE HIGHWAY ADMINISTRATION**

MARYLAND STANDARD HIGHWAY SIGNS

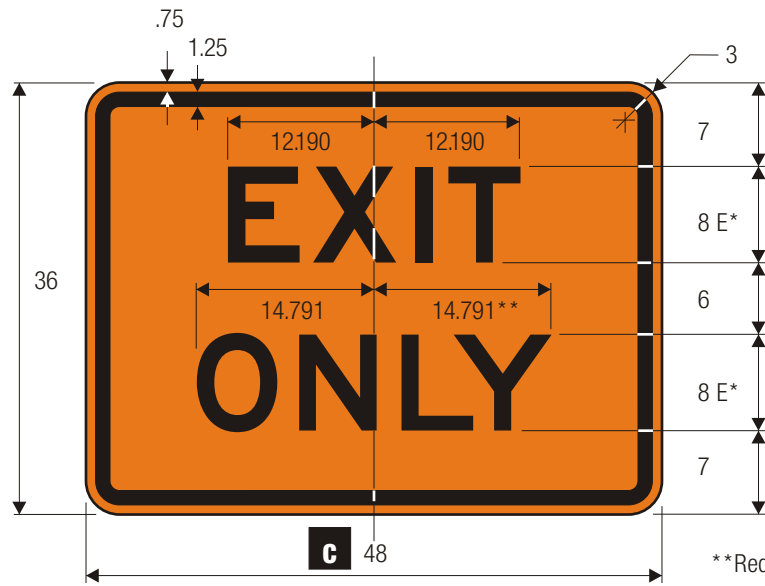
**EXIT CLOSED**



APPROVAL • SHA REVISIONS	APPROVAL • FEDERAL HIGHWAY ADMINISTRATION
APPROVAL <b>03/02/2009</b>	APPROVAL
REVISED	REVISED
REVISED	REVISED
REVISED	REVISED

**SIGN NUMBER**

**E5-2a(1)**



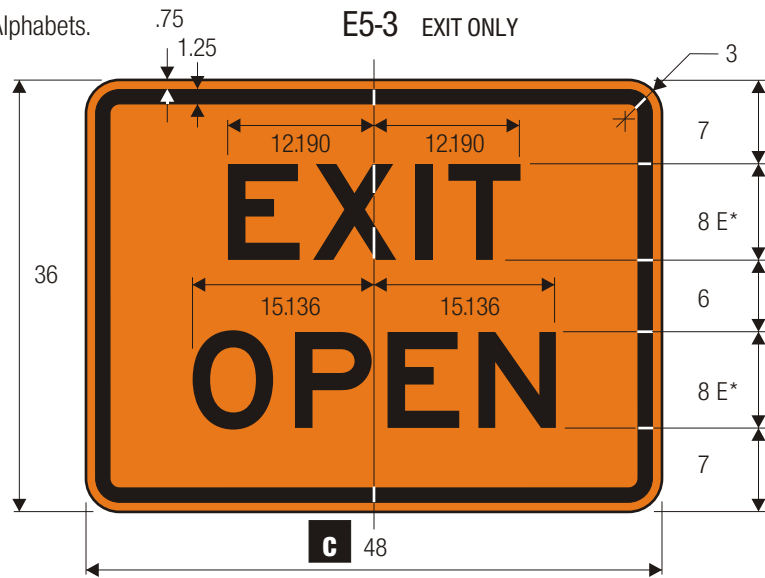
**SHA**

SIGN SHALL NOT BE USED ALONG STATE OWNED, OPERATED AND MAINTAINED ROADWAYS.

\*\*Reduce spacing to fit.

\*Series 2000 Standard Alphabets.

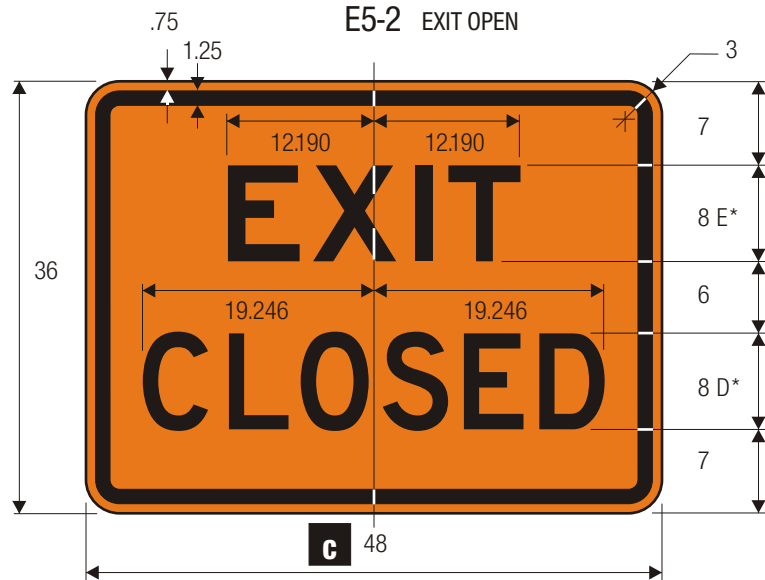
**E5-3 EXIT ONLY**



**SHA**

SIGN SHALL NOT BE USED ALONG STATE OWNED, OPERATED AND MAINTAINED ROADWAYS.

**E5-2 EXIT OPEN**



**SHA**

SIGN SHALL NOT BE USED ALONG STATE OWNED, OPERATED AND MAINTAINED ROADWAYS.


**E5-2a EXIT CLOSED**

TTC SIGN COLORS:

LEGEND — BLACK

BACKGROUND— ORANGE (RETROREFLECTIVE)





**NOTES:**

1. ALL MESSAGES SHALL BE APPROVED BY ADE-TRAFFIC.
2. FOR SYMBOL DESIGN REFER TO G2-1(1)GRID IN APPENDIX-GRID SECTION.
3. FOR ROUTE SHIELD DIMENSIONS AND DETAILS REFER TO MI-1, MI-4, MI-4(1), AND MI-5(1).

- \* REFER TO MARYLAND BOOK OF STANDARDS FOR HIGHWAY AND INCIDENTAL STRUCTURES FOR ALTERNATE WORK AREA MESSAGE
- \*\* REFER TO MARYLAND BOOK OF STANDARDS FOR HIGHWAY AND INCIDENTAL STRUCTURES FOR ALTERNATE WORK DESCRIPTION MESSAGE
- \*\*\* REFER TO MARYLAND BOOK OF STANDARDS FOR HIGHWAY AND INCIDENTAL STRUCTURES FOR ALTERNATE SAFETY MESSAGE
- \*\*\*\* REFER TO G2-1(5) SIGN DETAIL FOR PENNANT DIMENSIONS AND GUIDELINES FOR USING PENNANT IN THIS DETAIL.

SIGN SIZE	DIMENSIONS (INCHES)																
	A	B	C	D	E	F	G	H	J	K	L	M	N	P	Q	R	S
STD	132	96	2	12	54	8	6C	5	7	6	4	43	24	26-12	16	84	9

**REFERENCES**

MdMUTCD SECTION - 6F.50

**COLORS**

**LEGEND**

TOP - BLACK  
 MIDDLE - WHITE  
 BOTTOM - BLACK

**BACKGROUND**

TOP - WHITE  
 MIDDLE - BLUE  
 BOTTOM - FLUORESCENT ORANGE

APPROVED Tom Hicks (signature on file)  
 DIRECTOR - OFFICE OF TRAFFIC AND SAFETY

**Maryland Department of Transportation  
 STATE HIGHWAY ADMINISTRATION**

MARYLAND STANDARD HIGHWAY SIGNS

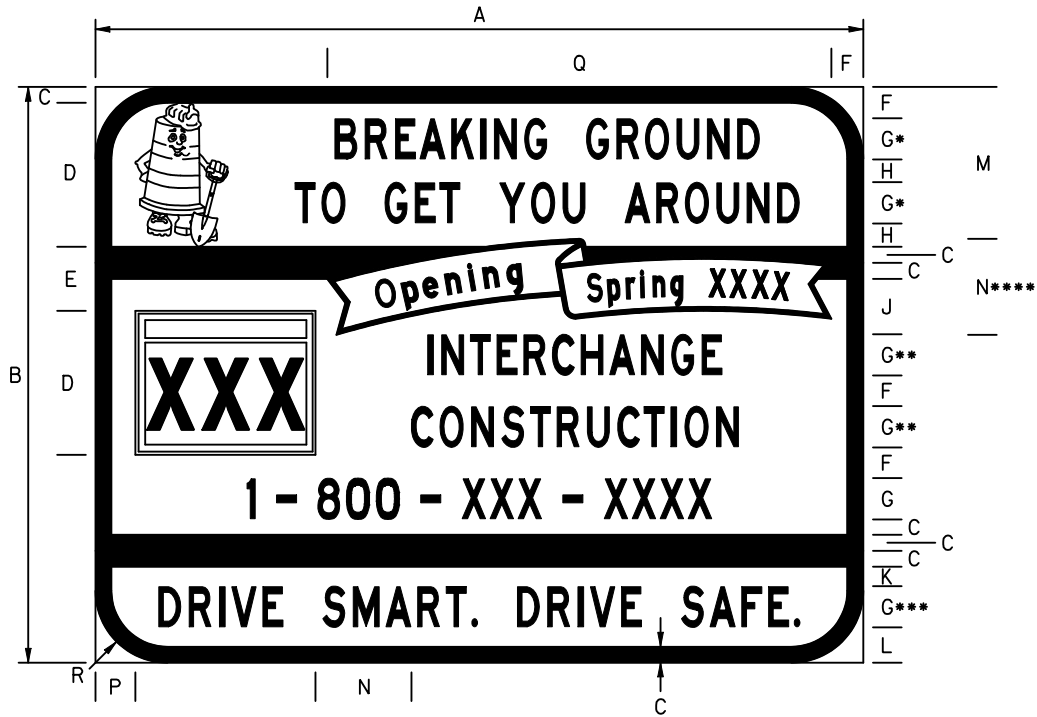
**HAT AND SHOVEL -  
 GREATER THAN 40 MPH**



APPROVAL • SHA REVISIONS	APPROVAL • FEDERAL HIGHWAY ADMINISTRATION
APPROVAL 03/02/2009	APPROVAL
REVISED	REVISED
REVISED	REVISED
REVISED	REVISED

**SIGN NUMBER**

**G2-1(1)**



**NOTES:**

1. ALL MESSAGES SHALL BE APPROVED BY ADE-TRAFFIC.
2. FOR SYMBOL DESIGN REFER TO G2-1(1) GRID IN APPENDIX-GRID SECTION.
3. FOR ROUTE SHIELD DIMENSIONS AND DETAILS REFER TO MI-1, MI-4, MI-4(1), AND MI-5(1).

- \* REFER TO MARYLAND BOOK OF STANDARDS FOR HIGHWAY AND INCIDENTAL STRUCTURES FOR ALTERNATE WORK AREA MESSAGE
- \*\* REFER TO MARYLAND BOOK OF STANDARDS FOR HIGHWAY AND INCIDENTAL STRUCTURES FOR ALTERNATE WORK DESCRIPTION MESSAGE
- \*\*\* REFER TO MARYLAND BOOK OF STANDARDS FOR HIGHWAY AND INCIDENTAL STRUCTURES FOR ALTERNATE SAFETY MESSAGE
- \*\*\*\* REFER TO G2-1(5) SIGN DETAIL FOR PENNANT DIMENSIONS AND GUIDELINES FOR USING PENNANT IN THIS DETAIL.

SIGN SIZE	DIMENSIONS (INCHES)															
	A	B	C	D	E	F	G	H	J	K	L	M	N	P	Q	R
STD	96	72	2	18	8	4	5C	3	7	2-1/2	4-1/2	19	12	5	63	9

**REFERENCES**

MdMUTCD SECTION - 6F.50

**COLORS**

**LEGEND**

TOP - BLUE  
 MIDDLE - WHITE  
 BOTTOM - BLACK

**BACKGROUND**

TOP - WHITE  
 MIDDLE - BLUE  
 BOTTOM - FLUORESCENT ORANGE

APPROVED Tom Hicks (signature on file)  
 DIRECTOR - OFFICE OF TRAFFIC AND SAFETY

**Maryland Department of Transportation  
 STATE HIGHWAY ADMINISTRATION**

MARYLAND STANDARD HIGHWAY SIGNS

**HAT AND SHOVEL -  
 LESS THAN OR EQUAL TO 40 MPH**



APPROVAL • SHA REVISIONS	APPROVAL • FEDERAL HIGHWAY ADMINISTRATION
APPROVAL <b>03/02/2009</b>	APPROVAL
REVISED	REVISED
REVISED	REVISED
REVISED	REVISED

**SIGN NUMBER**

**G2-1(2)**



**NOTES:**

1. ALL MESSAGES SHALL BE APPROVED BY ADE-TRAFFIC.
2. FOR SYMBOL DESIGN REFER TO G2-1(I)GRID IN APPENDIX-GRID SECTION.
3. FOR ROUTE SHIELD DIMENSIONS AND DETAILS REFER TO MI-1, MI-4, MI-4(I), AND MI-5(I).

\* 3.75 INCHES IS HEIGHT OF LOWER CASE LETTERS. ALL LETTERS SHALL BE LOWER CASE, AS SHOWN IN DETAIL

SIGN SIZE	DIMENSIONS (INCHES)						
	A	B	C	D	E	F	G
STD	60	1-1/4	4	5C	3	3-3/4	24

SIGN SIZE	DIMENSIONS (INCHES)						
	H	J	K	L	M	N	P
STD	2	2-7/8	3.75C	4-1/8	23-3/4	18	6

**REFERENCES**

MdMUTCD SECTION - 6F.50

**COLORS**

**LEGEND**

TOP - BLACK  
 BOTTOM - WHITE

**BACKGROUND**

TOP - WHITE  
 BOTTOM - BLUE

APPROVED Tom Hicks (signature on file)  
 DIRECTOR - OFFICE OF TRAFFIC AND SAFETY

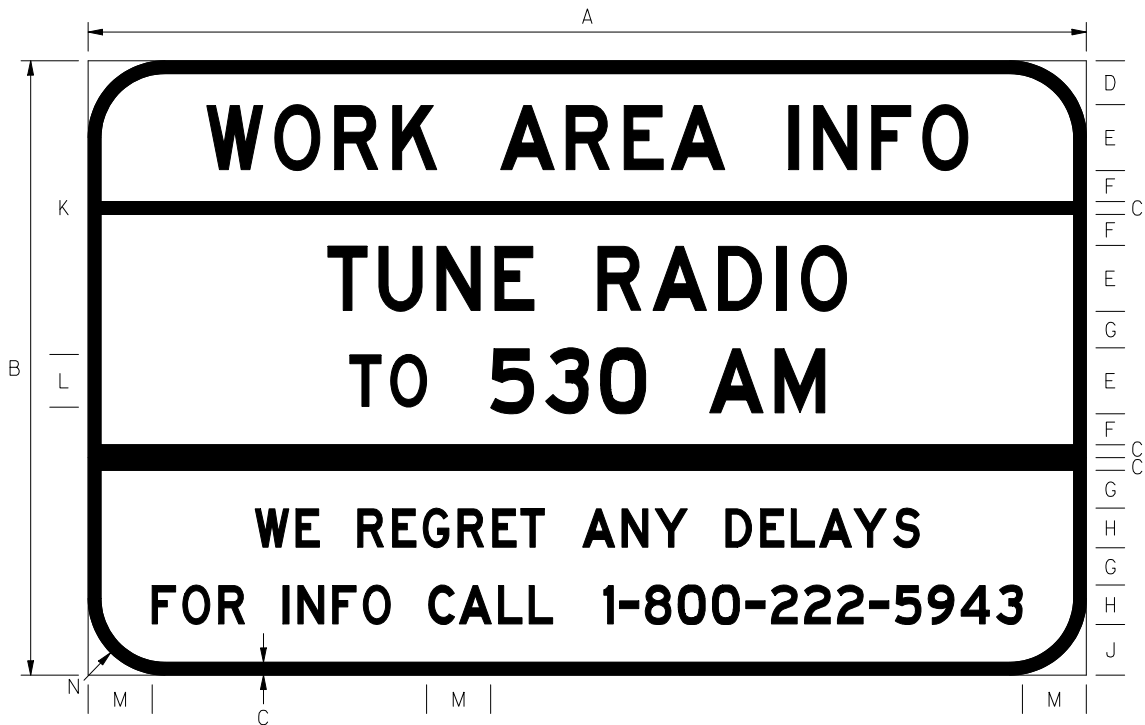


APPROVAL • SHA REVISIONS	APPROVAL • FEDERAL HIGHWAY ADMINISTRATION
APPROVAL <b>03/02/2009</b>	APPROVAL
REVISED	REVISED
REVISED	REVISED
REVISED	REVISED

**Maryland Department of Transportation**  
**STATE HIGHWAY ADMINISTRATION**  
 MARYLAND STANDARD HIGHWAY SIGNS  
**HAT AND SHOVEL - WORK ZONE EXIT SIGN**

**SIGN NUMBER**

**G2-1(3)**



SIGN SIZE	DIMENSIONS (INCHES)												
	A	B	C	D	E	F	G	H	J	K	L	M	N
STD	156	96	2	7	100	5	6	60	8	46	80	10	12

REFERENCES

MdMUTCD SECTION - 6F.50

COLORS

LEGEND

TOP - BLACK  
MIDDLE - BLACK  
BOTTOM - WHITE

BACKGROUND

TOP - FLUORESCENT ORANGE  
MIDDLE - WHITE  
BOTTOM - BLUE

APPROVED Tom Hicks (signature on file)  
DIRECTOR - OFFICE OF TRAFFIC AND SAFETY

**Maryland Department of Transportation**  
**STATE HIGHWAY ADMINISTRATION**

MARYLAND STANDARD HIGHWAY SIGNS

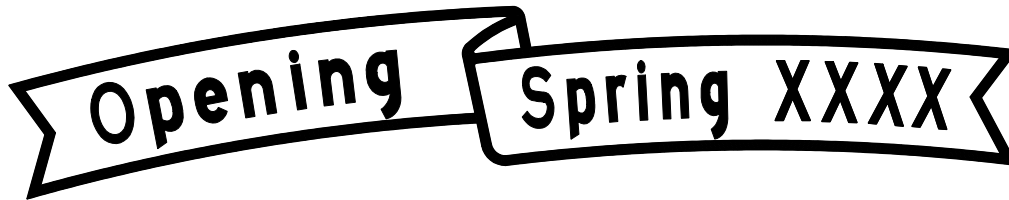
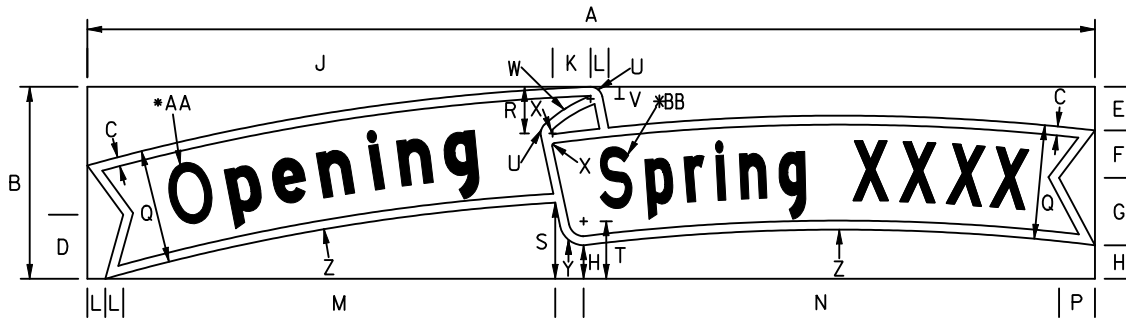
**WORK AREA INFO - TUNE RADIO TO 530 AM -  
WE REGRET ANY DELAYS FOR INFO CALL**



APPROVAL • SHA REVISIONS	APPROVAL • FEDERAL HIGHWAY ADMINISTRATION
APPROVAL <b>03/02/2009</b>	APPROVAL
REVISED	REVISED
REVISED	REVISED
REVISED	REVISED

**SIGN NUMBER**

**G2-1(4)**



**NOTES:**

1. THE USE OF THE PENNANT SHALL BE INSTALLED ON G2-1(1) OR G2-1(2) TOWARDS THE COMPLETION OF A PROJECT, AS DIRECTED BY THE PROJECT ENGINEER.
2. MIN SIZE IS FOR USE WITH G2-1(2) AND STD SIZE IS FOR USE WITH G2-1(1).

\* ALTERNATE MESSAGE MAY BE USED, AS DIRECTED BY THE PROJECT ENGINEER

SIGN SIZE	DIMENSIONS (INCHES)												
	A	B	C	D	E	F	G	H	J	K	L	M	N
MIN	63	12	1/2	4	2.9496	2.7696	4.2808	2	29.3292	2.1528	1-1/8	27	29.7192
STD	84	16	3/4	5-11/32	3.636	3-61/64	5.614	2-51/64	38.7948	3.1548	1-1/2	36	39-5/8

SIGN SIZE	DIMENSIONS (INCHES)													
	P	Q	R	S	T	U	V	W	X	Y	Z	AA	BB	
MIN	2-1/4	7	3	4-7/8	3-1/2	0.75	3/4	9	0.15	1.5	130	3.5D*	3.5C*	
STD	3	9-1/2	3.8808	6-11/32	4.7964	1	1	12	0.2	2	175	5D*	5C*	

**REFERENCES**

MdMUTCD SECTION - 6F.50

**COLORS**

LEGEND - BLACK

BACKGROUND - WHITE

APPROVED Tom Hicks (signature on file)  
DIRECTOR - OFFICE OF TRAFFIC AND SAFETY

**Maryland Department of Transportation**  
**STATE HIGHWAY ADMINISTRATION**  
MARYLAND STANDARD HIGHWAY SIGNS




APPROVAL • SHA REVISIONS	APPROVAL • FEDERAL HIGHWAY ADMINISTRATION
APPROVAL <b>03/02/2009</b>	APPROVAL
REVISED	REVISED
REVISED	REVISED
REVISED	REVISED

**PENNANT**

**SIGN NUMBER**

**G2-1(5)**



SIGN SIZE	DIMENSIONS (INCHES)							
	A	B	C	D	E	F	G	H
STD	60	24	3/4	1-1/4	4-1/8	6D	3-3/4	3

REFERENCES

MdMUTCD SECTION - 6F.46

COLORS

LEGEND - BLACK

BACKGROUND - FLUORESCENT ORANGE

APPROVED Tom Hicks (signature on file)  
DIRECTOR - OFFICE OF TRAFFIC AND SAFETY

**Maryland Department of Transportation**  
**STATE HIGHWAY ADMINISTRATION**  
MARYLAND STANDARD HIGHWAY SIGNS



APPROVAL • SHA REVISIONS	APPROVAL • FEDERAL HIGHWAY ADMINISTRATION
APPROVAL <b>03/02/2009</b>	APPROVAL
REVISED	REVISED
REVISED	REVISED
REVISED	REVISED

**NEW TRAFFIC PATTERN**

**SIGN NUMBER**

**G3-1(1)**



\* SUPPLEMENTAL PLATES INDICATING NUMBER OF MILES TO BE ATTACHED ON A PER JOB BASIS. PLATE TO INDICATE 1, 5, ETC. TO ACCOMPANY SIGN

SIGN SIZE	DIMENSIONS (INCHES)						
	A	B	C	D	E	F	G
STD	60	36	3/4	1-1/4	4-1/2	6C	3

REFERENCES

MdMUTCD SECTION - 6F.5I

COLORS

LEGEND - BLACK

BACKGROUND - FLUORESCENT ORANGE

APPROVED Tom Hicks (signature on file)  
DIRECTOR - OFFICE OF TRAFFIC AND SAFETY

**Maryland Department of Transportation**  
**STATE HIGHWAY ADMINISTRATION**  
MARYLAND STANDARD HIGHWAY SIGNS



APPROVAL • SHA REVISIONS	APPROVAL • FEDERAL HIGHWAY ADMINISTRATION
APPROVAL <b>03/02/2009</b>	APPROVAL
REVISED	REVISED
REVISED	REVISED
REVISED	REVISED

**HIGHWAY LANDSCAPING NEXT \* MILES**

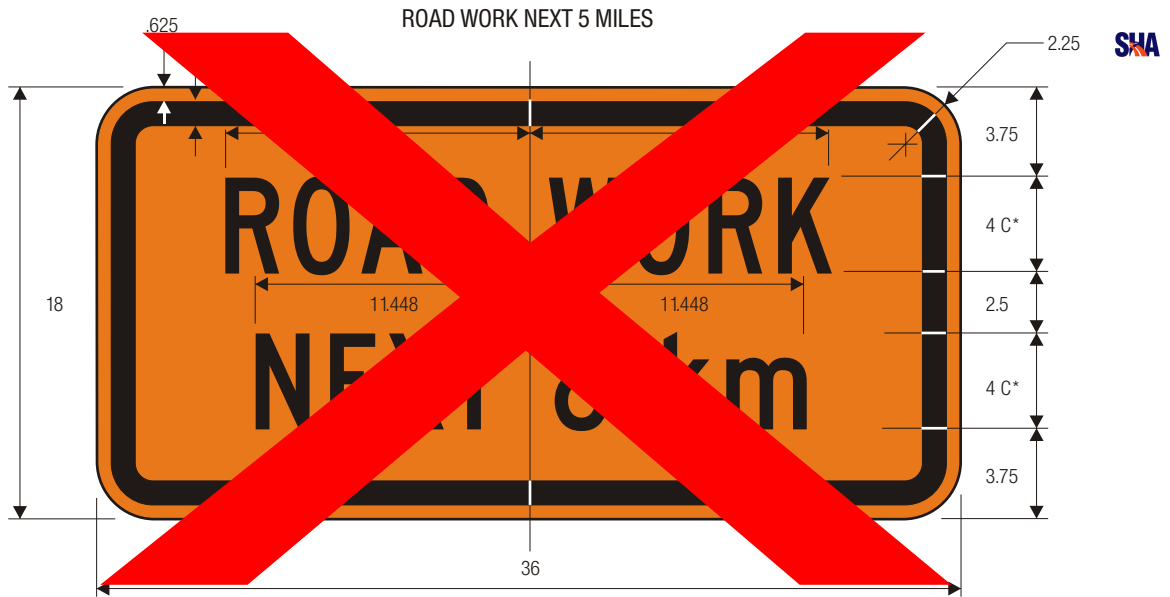
**SIGN NUMBER**

**G20-1(2)**



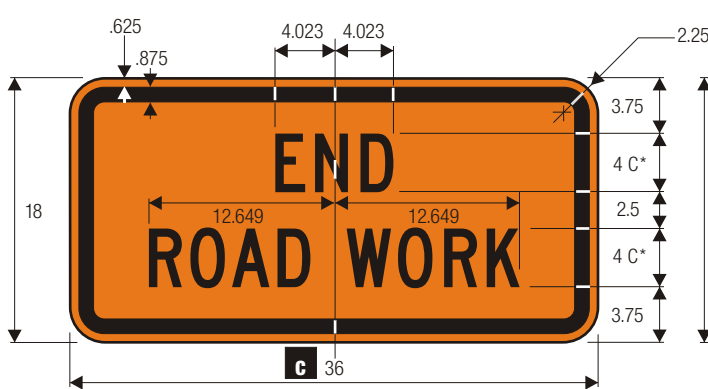
G20-1

SHA REFERENCES  
MdMUTCD SECTION - 6F.51



ROAD WORK NEXT 5 MILES

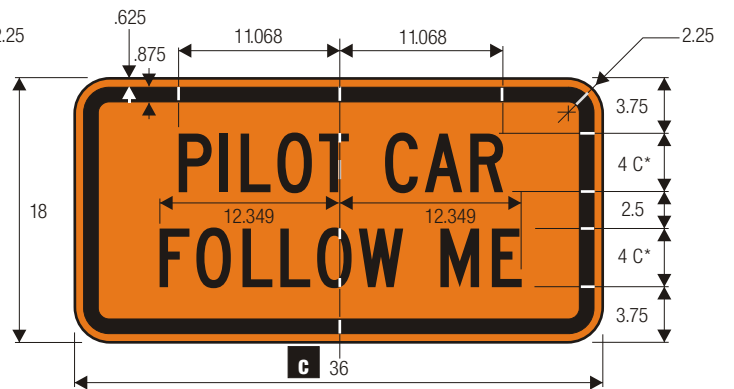
SHA



G20-2

END ROAD WORK

SHA REFERENCES  
MdMUTCD SECTION - 6F.52



G20-4

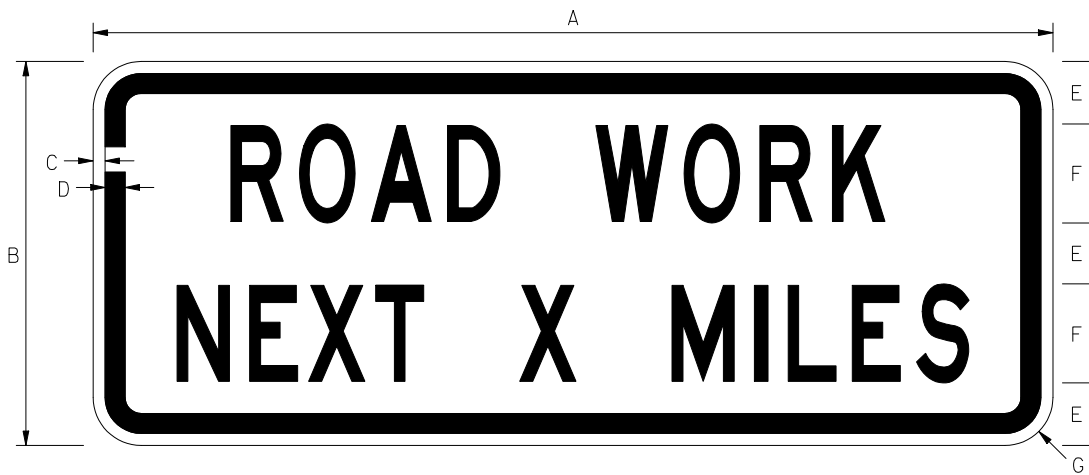
PILOT CAR FOLLOW ME

SHA REFERENCES  
MdMUTCD SECTION - 6F.54

TTC SIGN COLORS:  
LEGEND — BLACK

SHA BACKGROUND— FLUORESCENT ORANGE (RETROREFLECTIVE)





NOTE: SIGN SUPPLEMENTS FEDERAL SIGN G20-1.

SIGN SIZE	DIMENSIONS (INCHES)						
	A	B	C	D	E	F	G
STD	60	24	3/4	1-1/4	4	6C	3

REFERENCES

MdMUTCD SECTION - 6F.5I

COLORS

LEGEND - BLACK

BACKGROUND - FLUORESCENT ORANGE

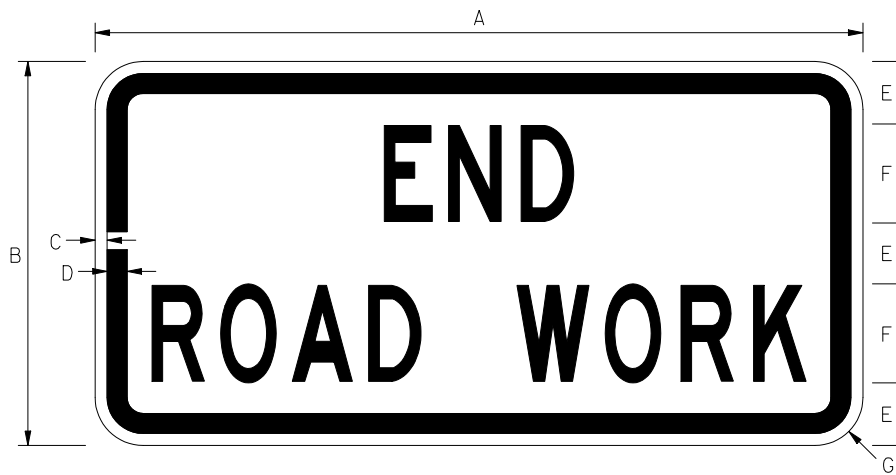
APPROVED Tom Hicks (signature on file)  
DIRECTOR - OFFICE OF TRAFFIC AND SAFETY

	APPROVAL • SHA REVISIONS	APPROVAL • FEDERAL HIGHWAY ADMINISTRATION
	APPROVAL <b>03/02/2009</b>	APPROVAL
	REVISED	REVISED
	REVISED	REVISED
	REVISED	REVISED

**Maryland Department of Transportation**  
**STATE HIGHWAY ADMINISTRATION**  
MARYLAND STANDARD HIGHWAY SIGNS

**ROAD WORK NEXT X MILES**

**SIGN NUMBER** **G20-1(1)**



NOTE: SIGN SUPPLEMENTS FEDERAL SIGN G20-2.

SIGN SIZE	DIMENSIONS (INCHES)						
	A	B	C	D	E	F	G
STD	48	24	3/4	1-1/4	4	6C	3

REFERENCES

MdMUTCD SECTION - 6F.52

COLORS

LEGEND - BLACK

BACKGROUND - FLUORESCENT ORANGE

APPROVED Tom Hicks (signature on file)  
DIRECTOR - OFFICE OF TRAFFIC AND SAFETY

	APPROVAL • SHA REVISIONS	APPROVAL • FEDERAL HIGHWAY ADMINISTRATION
	APPROVAL <b>03/02/2009</b>	APPROVAL
	REVISED	REVISED
	REVISED	REVISED
	REVISED	REVISED

**Maryland Department of Transportation**  
**STATE HIGHWAY ADMINISTRATION**  
MARYLAND STANDARD HIGHWAY SIGNS

**END ROAD WORK**

**SIGN NUMBER** **G20-2(1)**



SIGN SIZE	DIMENSIONS (INCHES)						
	A	B	C	D	E	F	G
STD	36	24	3/8	5/8	4	6D	1-1/2

REFERENCES

MdMUTCD SECTION - 6F.53

COLORS

LEGEND - BLACK

BACKGROUND - FLUORESCENT ORANGE

APPROVED Tom Hicks (signature on file)  
DIRECTOR - OFFICE OF TRAFFIC AND SAFETY

**Maryland Department of Transportation**  
**STATE HIGHWAY ADMINISTRATION**  
MARYLAND STANDARD HIGHWAY SIGNS

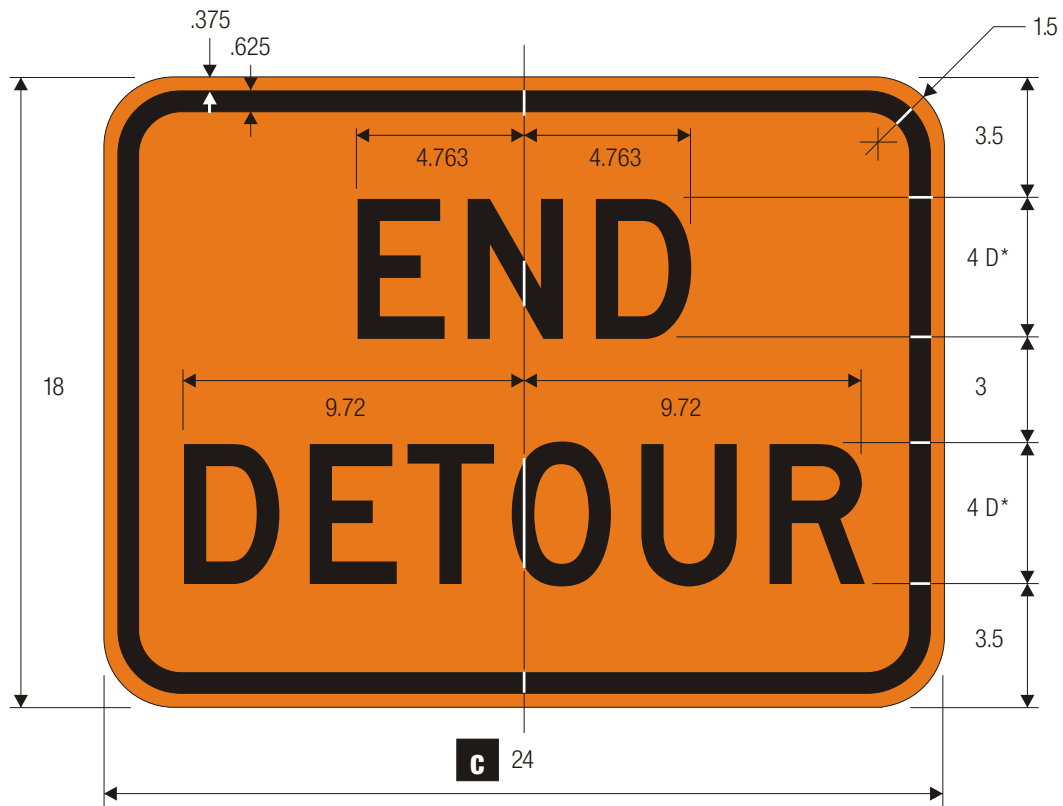


APPROVAL • SHA REVISIONS	APPROVAL • FEDERAL HIGHWAY ADMINISTRATION
APPROVAL <b>03/02/2009</b>	APPROVAL
REVISED	REVISED
REVISED	REVISED
REVISED	REVISED

**END DETOUR**

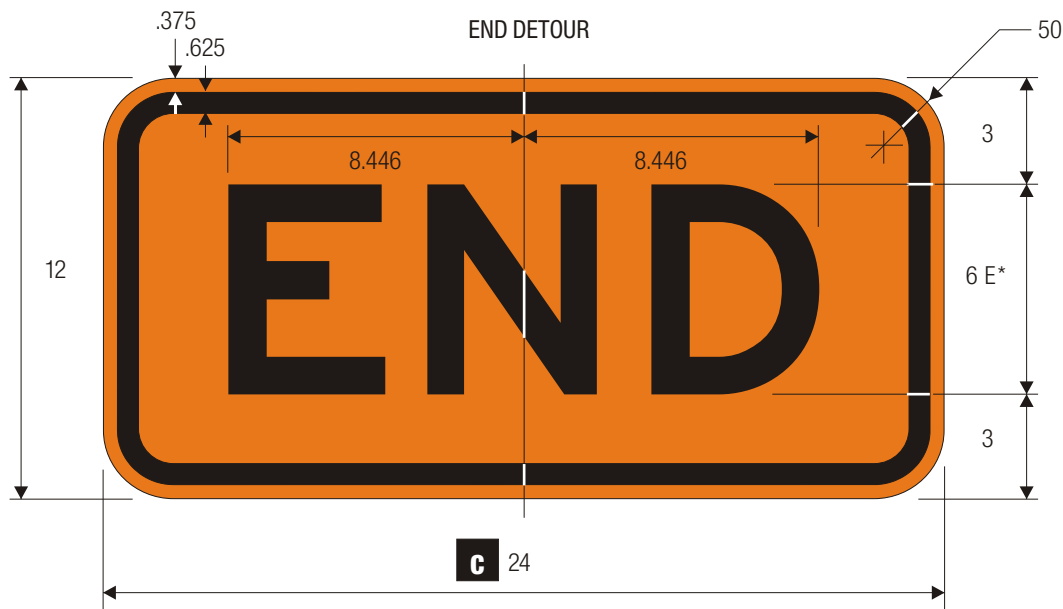
**SIGN NUMBER**

**M4-8a(1)**



M4-8a

END DETOUR



M4-8b

END

SHA REFERENCES  
MdMUTCD SECTION - 6F.53

\*Series 2000 Standard Alphabets.

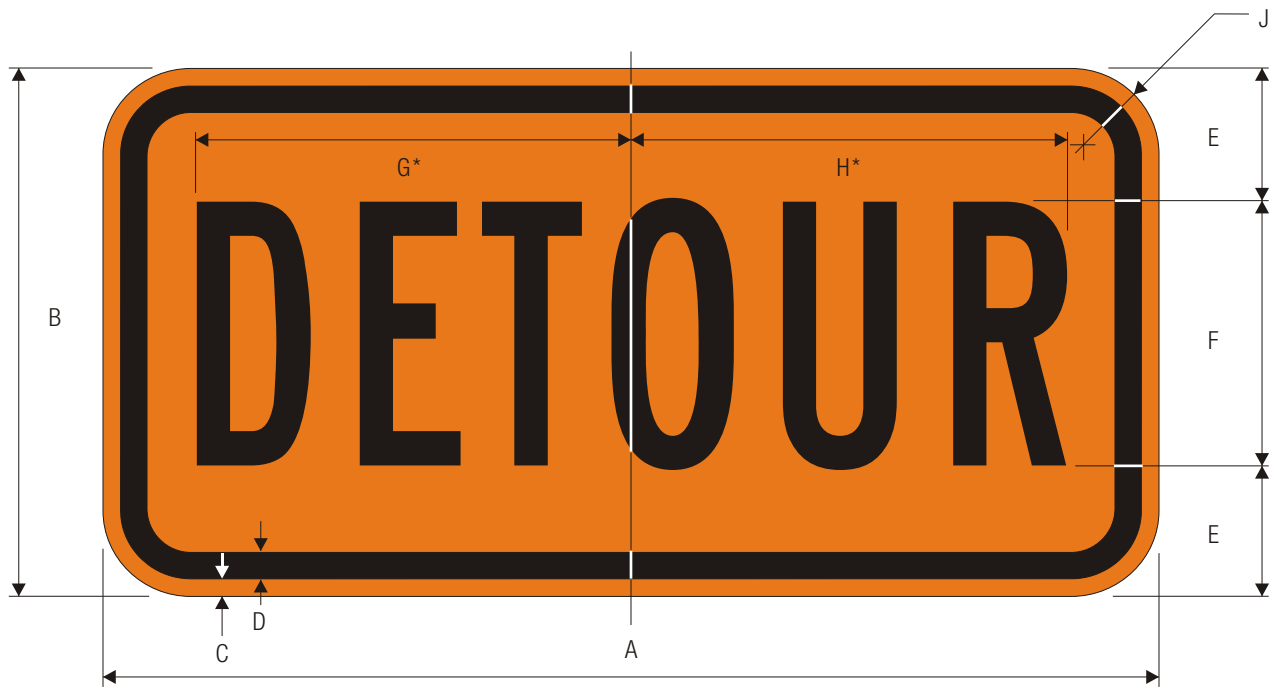
SHA

SIGN SHALL NOT BE  
USED ALONG STATE  
OWNED, OPERATED  
AND MAINTAINED  
ROADWAYS.

TTC SIGN COLORS:

LEGEND — BLACK

SHA BACKGROUND—FLUORESCENT ORANGE (RETROREFLECTIVE)



M4-8

DETOUR

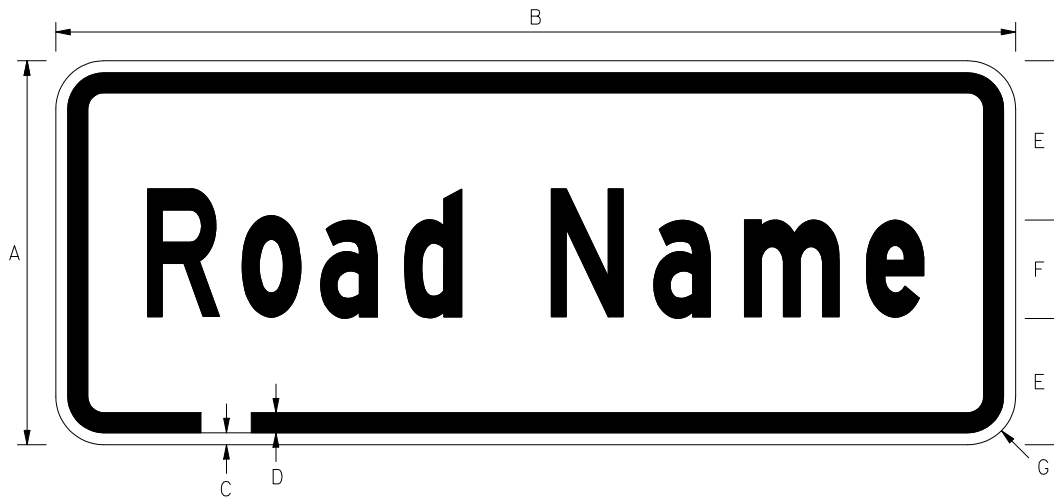
\*Reduce spacing 20%.

	A	B	C	D	E	F	G	H	J
<b>C</b>	24	12	.375	.625	3	6 B	9.188	9.563	1.5
	30	15	.375	.625	3.5	8 B	12.25	12.75	1.5

TTC SIGN COLORS:

LEGEND — BLACK

SHA BACKGROUND—FLUORESCENT ORANGE (RETROREFLECTIVE)



NOTE: SIGN TO BE MOUNTED ABOVE M4-9(L&R).

SIGN SIZE	DIMENSIONS (INCHES)						
	A	B	C	D	E	F	G
STD	30	12	3/8	5/8	4	4/3C	1-1/2
EXPWY	48	12	5/8	7/8	3	6/4.5C	2-1/4
SPECIAL	60	18	3/4	1-1/4	5	8/6C	3

REFERENCES

MdMUTCD SECTION - 6F.53

COLORS

LEGEND - BLACK

BACKGROUND - WHITE

APPROVED Tom Hicks (signature on file)  
DIRECTOR - OFFICE OF TRAFFIC AND SAFETY

**Maryland Department of Transportation**  
**STATE HIGHWAY ADMINISTRATION**  
MARYLAND STANDARD HIGHWAY SIGNS




APPROVAL • SHA REVISIONS	APPROVAL • FEDERAL HIGHWAY ADMINISTRATION
APPROVAL <b>03/02/2009</b>	APPROVAL
REVISED	REVISED
REVISED	REVISED
REVISED	REVISED

**ROAD NAME PANEL**

**SIGN NUMBER**

**M4-9(1)**



SIGN SIZE	DIMENSIONS (INCHES)							
	A	B	C	D	E	F	G	H
STD	24	18	3/8	5/8	3-3/4	4D	2-1/2	1-1/2

REFERENCES

MdMUTCD SECTION - 6F.53

COLORS

LEGEND - BLACK

BACKGROUND - FLUORESCENT ORANGE

APPROVED Tom Hicks (signature on file)  
DIRECTOR - OFFICE OF TRAFFIC AND SAFETY

**Maryland Department of Transportation**  
**STATE HIGHWAY ADMINISTRATION**  
MARYLAND STANDARD HIGHWAY SIGNS



APPROVAL • SHA REVISIONS	APPROVAL • FEDERAL HIGHWAY ADMINISTRATION
APPROVAL <b>03/02/2009</b>	APPROVAL
REVISED	REVISED
REVISED	REVISED
REVISED	REVISED

**TRUCK DETOUR**

**SIGN NUMBER**

**M4-9(2)**



M4-9a

BICYCLE PEDESTRIAN DETOUR

\* Series 2000 Standard Alphabets

**SHA** \*\*FOR SYMBOL DESIGN REFER TO THE APPENDIX-GRID SECTION FROM FHWA'S STANDARD HIGHWAY SIGNS BOOK -APPENDIX SECTION

**SHA** \*\*\*FOR SYMBOL DESIGN REFER TO THE APPENDIX-GRID SECTION FROM FHWA'S STANDARD HIGHWAY SIGN BOOK -APPENDIX SECTION

**SHA** \*\*\*\*FOR ARROWHEAD DIMENSIONS REFER TO STANDARD ARROW DETAILS IN APPENDIX-ARROWS SECTION FROM FHWA'S STANDARD HIGHWAY SIGNS BOOK-APPENDIX SECTION.

**C**

A	B	C	D	E	F	G	H	J	K	L	M
30	24	.5	.75	2	7.205	1	5 D	3.802	5	5.324	3.122
48	36	.75	1.25	3	10.648	1.641	8 D	5.924	6.805	8.086	4.403
60	48	.75	1.25	5.203	13.330	2.081	10 D	7.405	10	6.925	10.127

N	P	Q	R	S	T
9	8.526	12.169	7	2	1.875
13.530	13.290	19.454	11.208	3.202	3
16.812	16.812	24.318	14	4	

TTC SIGN COLORS:

LEGEND — BLACK

**SHA** BACKGROUND— FLUORESCENT ORANGE (RETROREFLECTIVE)

**SHA** REFERENCES

MdMUTCD SECTION - 6F.13, 6F.53





M4-9b  
PEDESTRIAN DETOUR

\* Series 2000 Standard Alphabets  
**SHA** \*\*FOR SYMBOL DESIGN REFER TO THE APPENDIX-GRID SECTION FROM FHWA'S STANDARD HIGHWAY SIGNS BOOK -APPENDIX SECTION  
 Optically center symbol about centerline.  
**SHA** \*\*\*FOR ARROWHEAD DIMENSIONS REFER TO STANDARD ARROW DETAILS IN APPENDIX-ARROWS SECTION FROM FHWA'S STANDARD HIGHWAY SIGNS BOOK-APPENDIX SECTION.

C	A	B	C	D	E	F	G	H	J	K	L	M
	30	24	.5	.75	2	7.205	1	5 D	3.802	5	12.169	7
	48	36	.75	1.25	3	10.648	1.641	8 D	5.924	6.805	19.454	11.208
	60	48	.75	1.25	5.203	13.330	2.081	10 D	7.405	10	24.318	14


N	P
2	1.875
3.202	3
4	3

TTC SIGN COLORS:  
 LEGEND — BLACK

**SHA** BACKGROUND— FLUORESCENT ORANGE (RETROREFLECTIVE)

**SHA** REFERENCES

MdMUTCD SECTION - 6F.13, 6F.53



SIGN SIZE	DIMENSIONS (INCHES)							
	A	B	C	D	E	F	G	H
STD	48	24	3/4	1-1/4	3-1/2	5C	2	10

SIGN SIZE	DIMENSIONS (INCHES)						
	J	K	L	M	N	P	Q
STD	5-1/2	37	3	4-1/4	7-1/8	5/8	3/4

REFERENCES

MdMUTCD SECTION - 6F.13, 6F.53

COLORS

LEGEND - BLACK

BACKGROUND - WHITE

APPROVED Tom Hicks (signature on file)  
DIRECTOR - OFFICE OF TRAFFIC AND SAFETY

**Maryland Department of Transportation**  
**STATE HIGHWAY ADMINISTRATION**  
MARYLAND STANDARD HIGHWAY SIGNS

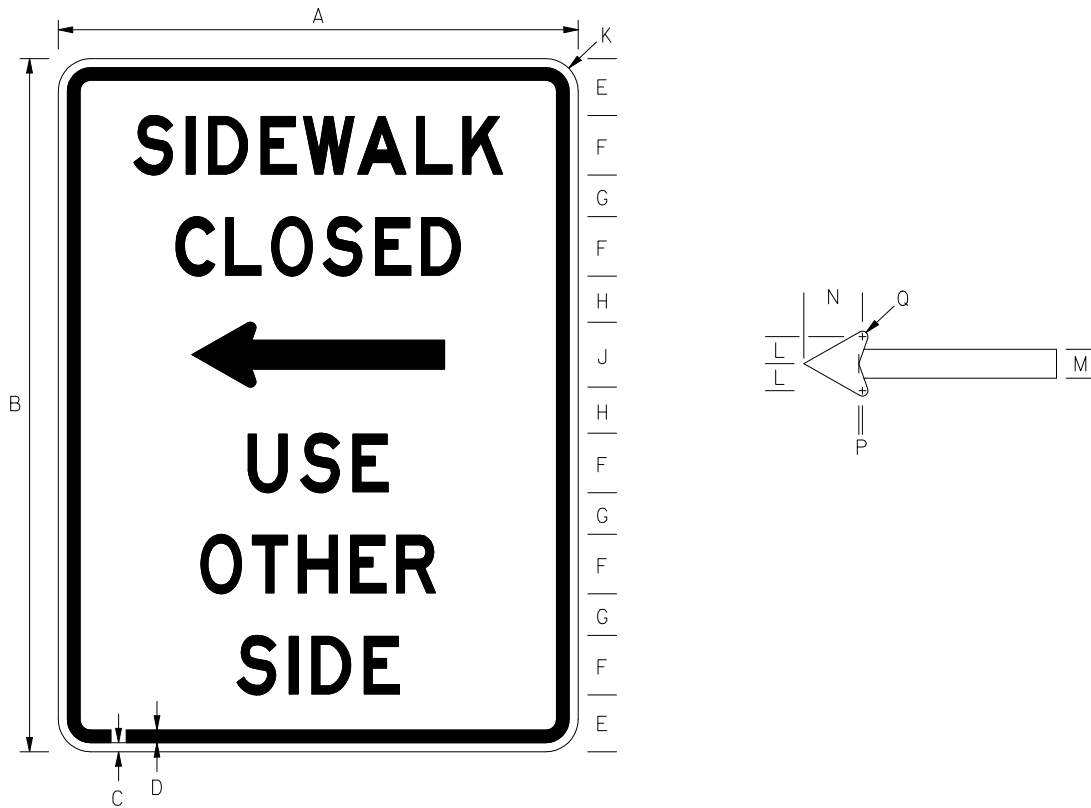


APPROVAL • SHA REVISIONS	APPROVAL • FEDERAL HIGHWAY ADMINISTRATION
APPROVAL <b>03/02/2009</b>	APPROVAL
REVISED	REVISED
REVISED	REVISED
REVISED	REVISED

**PEDESTRIANS (ARROW)**

**SIGN NUMBER**

**M4-9b(1)(L&R)**



SIGN SIZE	DIMENSIONS (INCHES)						
	A	B	C	D	E	F	G
STD	36	48	5/8	7/8	4	4D	3

SIGN SIZE	DIMENSIONS (INCHES)							
	H	J	K	L	M	N	P	Q
STD	3-1/4	4-1/2	2-1/4	1-7/8	2	4-1/16	1/4	3/8

REFERENCES

MdMUTCD SECTION - 6F.13, 6F.53

COLORS

LEGEND - BLACK  
BACKGROUND - WHITE

APPROVED Tom Hicks (signature on file)  
DIRECTOR - OFFICE OF TRAFFIC AND SAFETY

**Maryland Department of Transportation**  
**STATE HIGHWAY ADMINISTRATION**  
MARYLAND STANDARD HIGHWAY SIGNS



APPROVAL • SHA REVISIONS	APPROVAL • FEDERAL HIGHWAY ADMINISTRATION
APPROVAL <b>03/02/2009</b>	APPROVAL
REVISED	REVISED
REVISED	REVISED
REVISED	REVISED

**SIDEWALK CLOSED (ARROW) USE OTHER SIDE**

**SIGN NUMBER**

**M4-9b(2)(L&R)**



M4-9c  
BICYCLE DETOUR

\* Series 2000 Standard Alphabets  
**SHA** \*\*FOR SYMBOL DESIGN REFER TO THE APPENDIX-GRID SECTION FROM FHWA'S STANDARD HIGHWAY SIGNS BOOK -APPENDIX SECTION  
 Optically center symbol about centerline.  
**SHA** \*\*\*FOR ARROWHEAD DIMENSIONS REFER TO STANDARD ARROW DETAILS IN APPENDIX-ARROWS SECTION FROM FHWA'S STANDARD HIGHWAY SIGNS BOOK-APPENDIX SECTION.

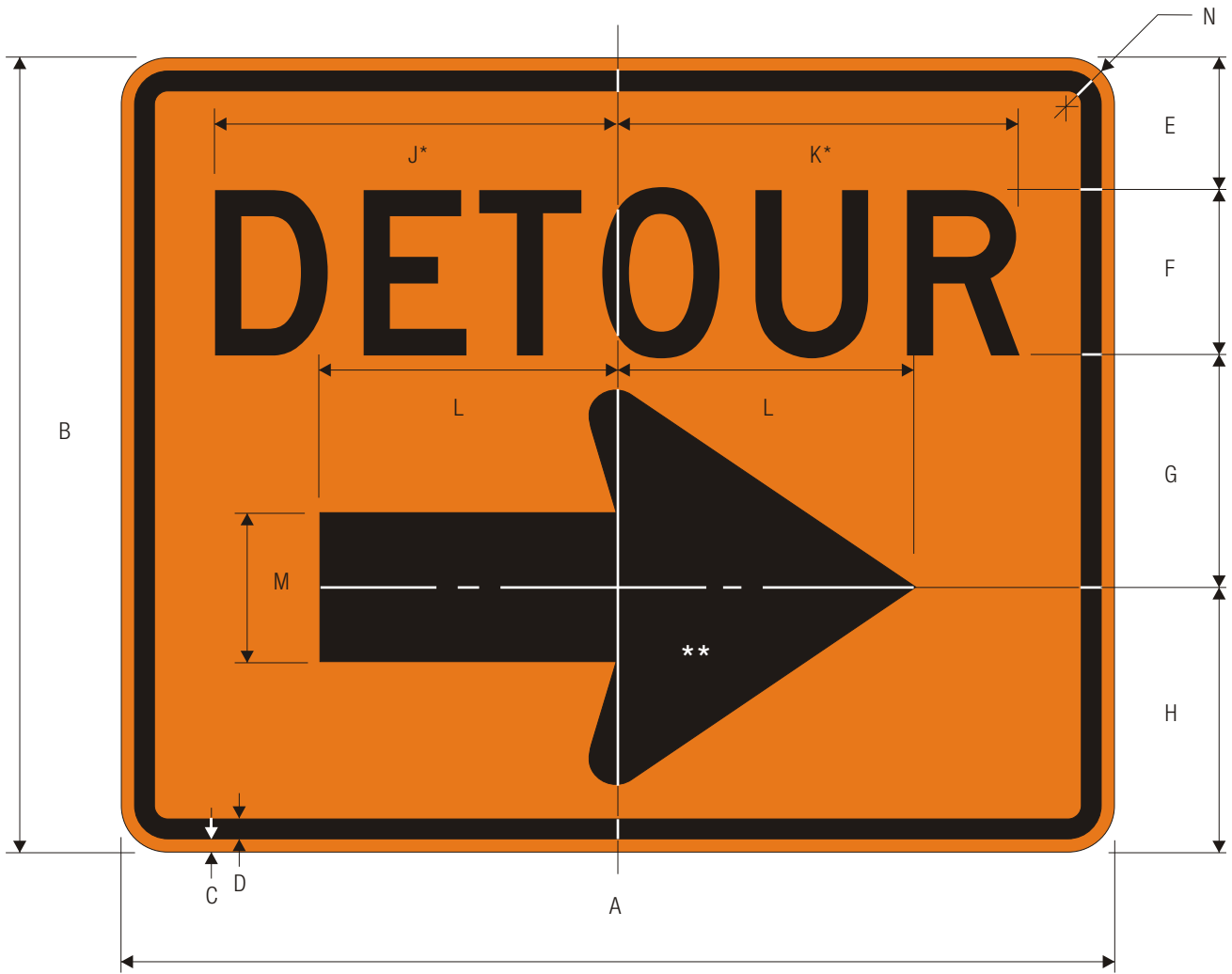
	A	B	C	D	E	F	G	H	J	K	L	M
<b>C</b>	30	24	.5	.75	10.207	5 D	3.802	5	12.169	7	2	5.324
	48	36	.75	1.25	15.291	8 D	5.924	6.805	19.454	11.208	3.202	8.086
	60	48	.75	1.25	20.615	10 D	7.405	10	24.318	10	4	6.925

N	P
9	1.875
13.530	3
16.812	3

TTC SIGN COLORS:  
 LEGEND — BLACK

**SHA** REFERENCES  
 MdMUTCD SECTION - 6F.53

**SHA** BACKGROUND— FLUORESCENT ORANGE (RETROREFLECTIVE)



M4-9R  
DETOUR

SHA REFERENCES  
MdMUTCD SECTION - 6F.53



M4-9L  
DETOUR

SHA REFERENCES  
MdMUTCD SECTION - 6F.53

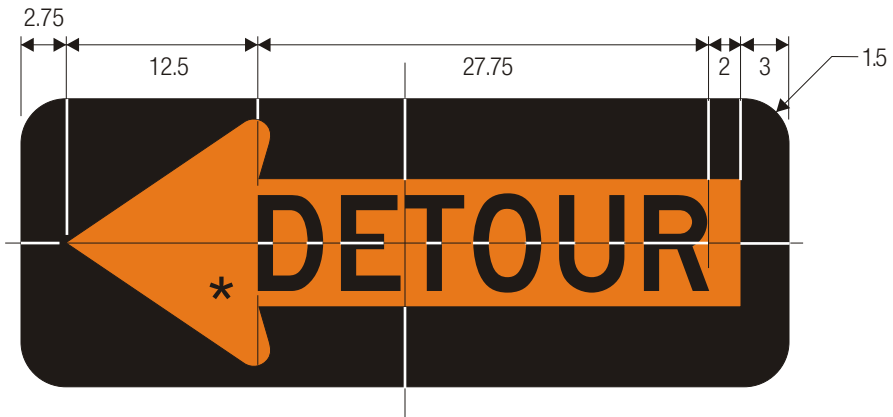
SHA \*Reduce spacing 40%.  
\*\* FOR ARROWHEAD DIMENSIONS REFER TO STANDARD ARROW  
DETAILS IN APPENDIX-ARROWS SECTION FROM FHWA'S  
STANDARD HIGHWAY SIGNS BOOK-APPENDIX SECTION.

	A	B	C	D	E	F	G	H	J	K	L	M	N
<b>C</b>	30	24	.375	.625	4	5 D	7	8	11.5	12	9	4.5	1.5
	48	36	.625	.875	6	8 D	10	12	19.5	20.25	13.25	7	2.25
	60	48	.75	1.25	8	10 D	14	16	23	24	18	9	3

TTC SIGN COLORS:

LEGEND — BLACK

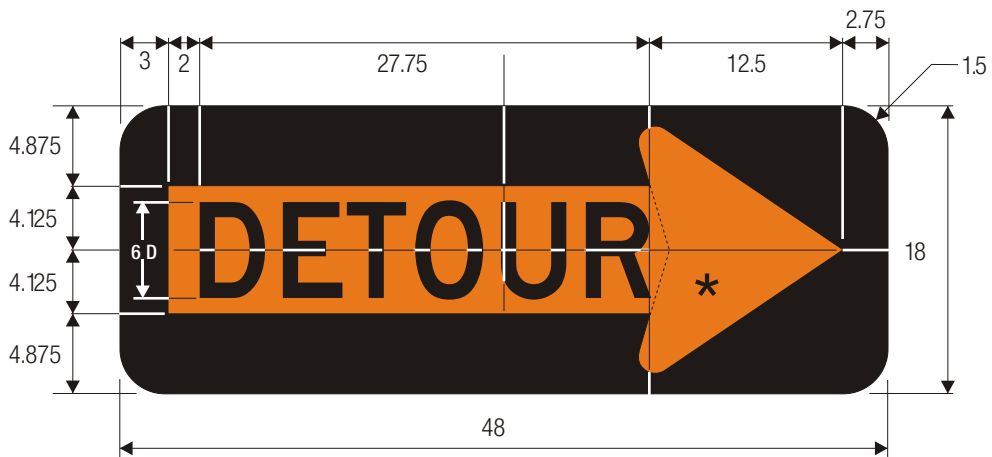
SHA BACKGROUND—FLUORESCENT ORANGE (RETROREFLECTIVE)



M4-10L

DETOUR (INSIDE ARROW)

SHA REFERENCES  
MdMUTCD SECTION - 6F.53



M4-10R

DETOUR (INSIDE ARROW)

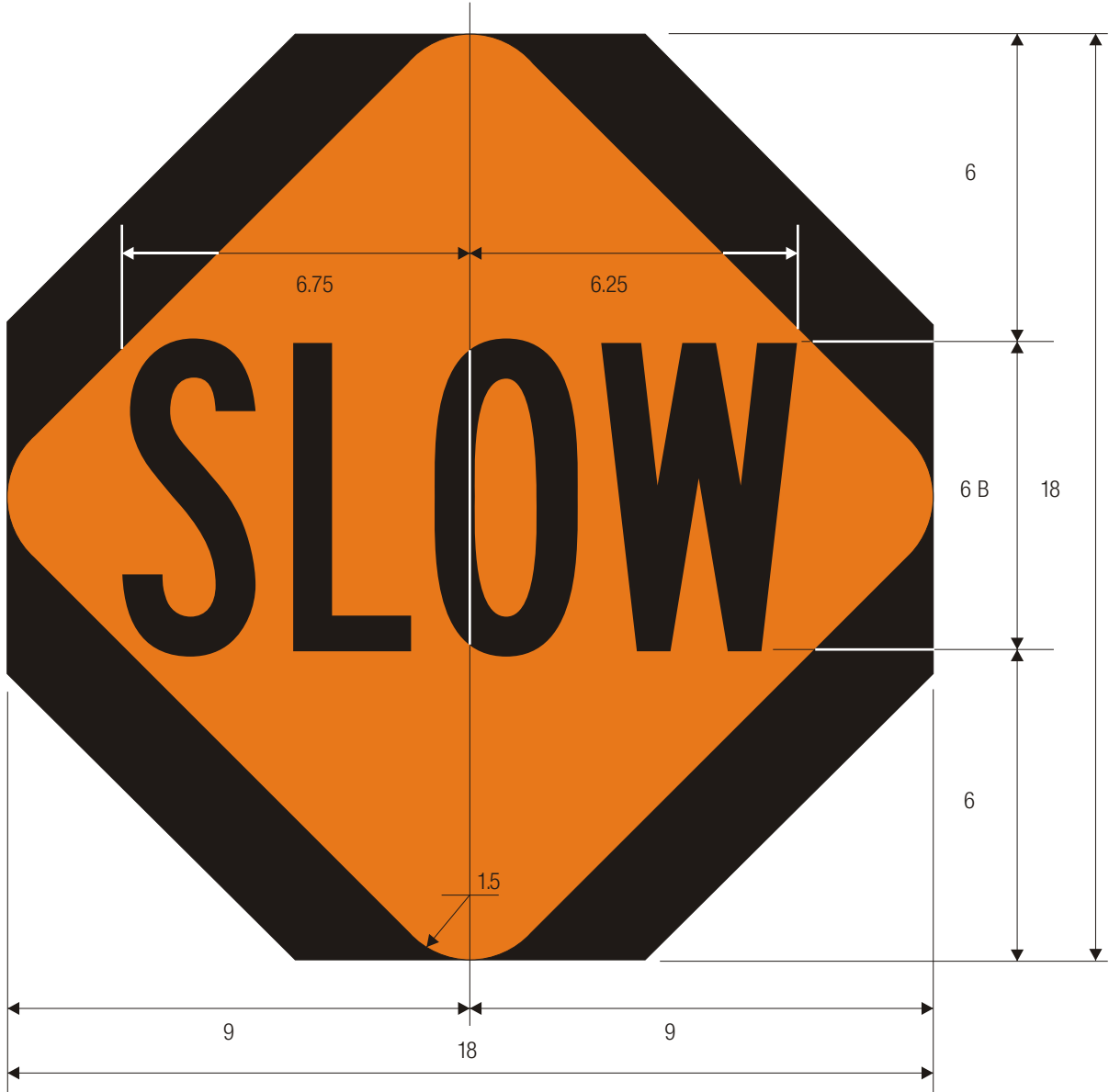
SHA REFERENCES  
MdMUTCD SECTION - 6F.53

SHA \* FOR ARROWHEAD DIMENSIONS REFER TO STANDARD ARROW  
DETAILS IN APPENDIX-ARROWS SECTION FROM FHWA'S  
STANDARD HIGHWAY SIGNS BOOK-APPENDIX SECTION.

TTC SIGN COLORS:

LEGEND — BLACK

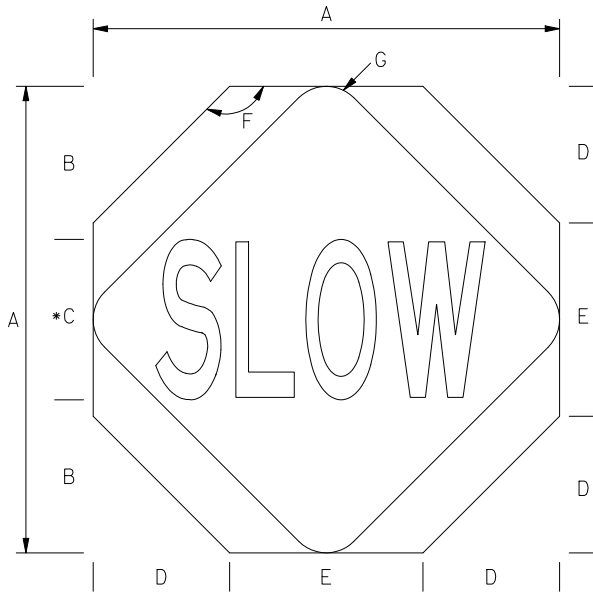
SHA BACKGROUND—FLUORESCENT ORANGE (RETROREFLECTIVE)



**SHA** SIGN SHALL NOT BE USED ALONG STATE OWNED,  
OPERATED AND MAINTAINED ROADWAYS.

**STOP - SLOW PADDLE**

**COLORS:** LEGEND                    – BLACK  
BACKGROUND                    – ORANGE (RETROREFLECTIVE)  
AREA OUTSIDE DIAMOND – BLACK



NOTE: SIGN COMBINED BACK TO BACK WITH STOP (PADDLE) [MD].

\* SPACING REDUCED BY 50%.

SIGN SIZE	DIMENSIONS (INCHES)						
	A	B	C	D	E	F	G
STD	24	8	8B*	7.0296	9.9408	135°	2

REFERENCES

MdMUTCD SECTION - 6E.03

COLORS

LEGEND - BLACK  
 BACKGROUND - FLUORESCENT ORANGE  
 AREA OUTSIDE DIAMOND - BLACK

APPROVED Tom Hicks (signature on file)  
 DIRECTOR - OFFICE OF TRAFFIC AND SAFETY

**Maryland Department of Transportation**  
**STATE HIGHWAY ADMINISTRATION**  
 MARYLAND STANDARD HIGHWAY SIGNS



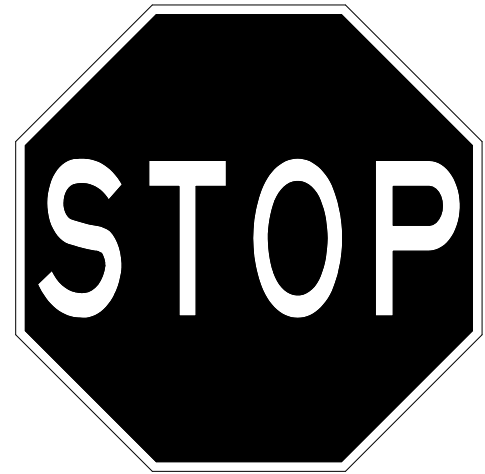
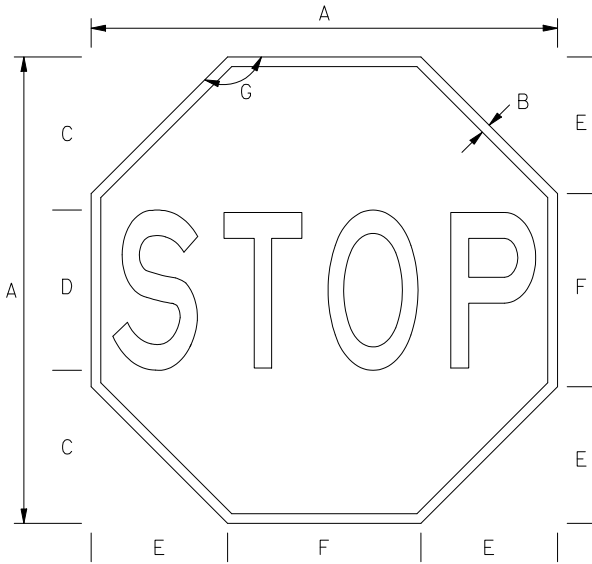
APPROVAL • SHA REVISIONS	APPROVAL • FEDERAL HIGHWAY ADMINISTRATION
APPROVAL <b>03/02/2009</b>	APPROVAL
REVISED	REVISED
REVISED	REVISED
REVISED	REVISED

**SLOW (PADDLE)**

**SIGN NUMBER**

**SLOW (PADDLE) [MD]**





NOTE: SIGN COMBINED BACK TO BACK WITH SLOW (PADDLE) [MD].

SIGN SIZE	DIMENSIONS (INCHES)						
	A	B	C	D	E	F	G
STD	24	1/2	8	8C	7.0296	9.9408	135°

REFERENCES

MdMUTCD SECTION - 6E.03

COLORS

LEGEND - WHITE

BACKGROUND - RED

APPROVED Tom Hicks (signature on file)  
DIRECTOR - OFFICE OF TRAFFIC AND SAFETY

**Maryland Department of Transportation**  
**STATE HIGHWAY ADMINISTRATION**  
MARYLAND STANDARD HIGHWAY SIGNS

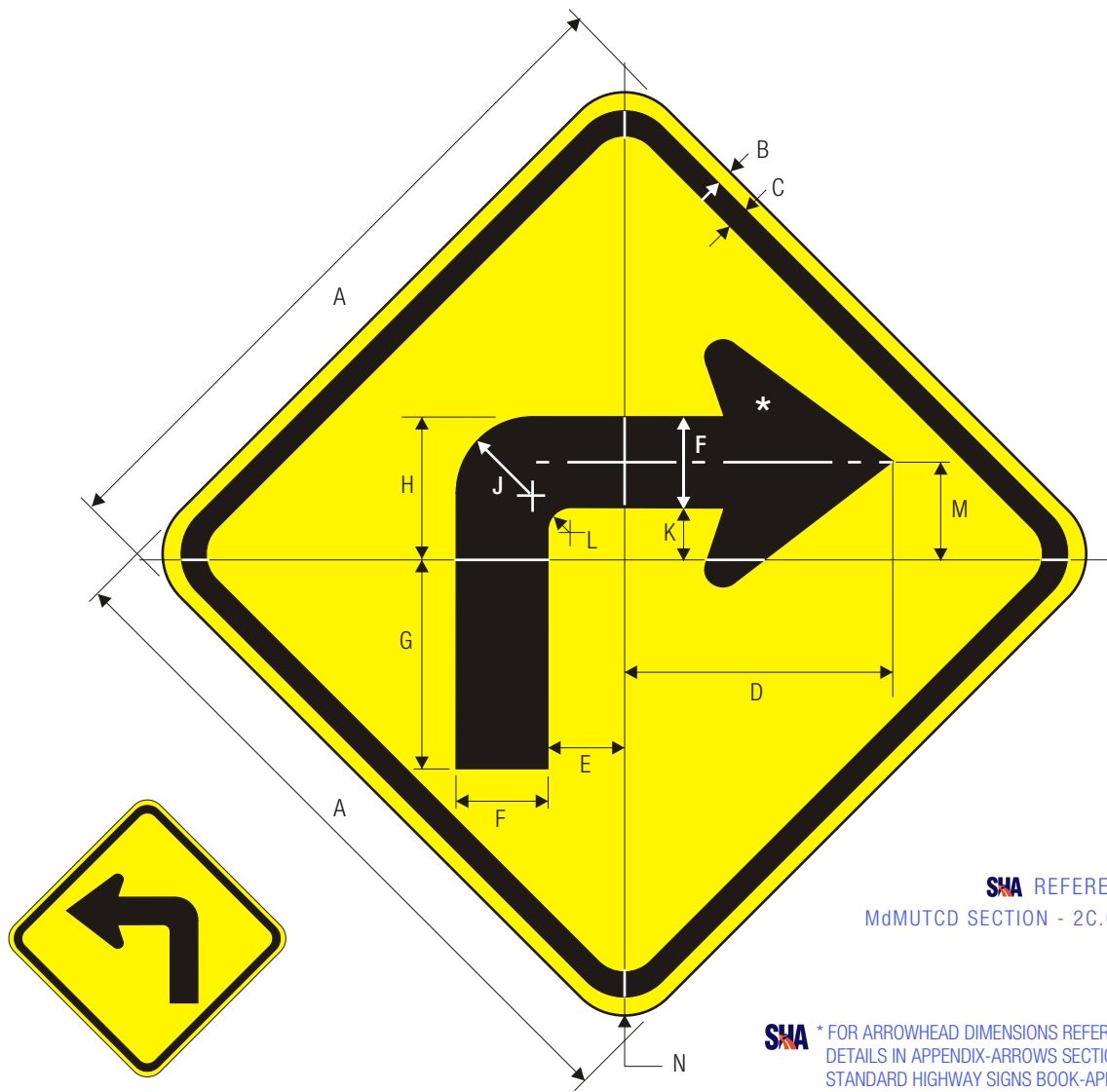


APPROVAL • SHA REVISIONS	APPROVAL • FEDERAL HIGHWAY ADMINISTRATION
APPROVAL <b>03/02/2009</b>	APPROVAL
REVISED	REVISED
REVISED	REVISED
REVISED	REVISED

**STOP (PADDLE)**

**SIGN NUMBER**

**STOP (PADDLE) [MD]**



**SHA** REFERENCES  
MdMUTCD SECTION - 2C.06, 5C.02, 9B.14

**SHA** \* FOR ARROWHEAD DIMENSIONS REFER TO STANDARD ARROW DETAILS IN APPENDIX-ARROWS SECTION FROM FHWA'S STANDARD HIGHWAY SIGNS BOOK-APPENDIX SECTION.

W1-1L

W1-1R  
TURN

**SHA** REFERENCES  
MdMUTCD SECTION - 2C.06, 5C.02, 9B.14

	A	B	C	D	E	F	G	H	J	K	L	M	N
	18	.375	.625	7.25	2.25	2.625	5.875	3.75	1.875	1	.625	2.5	1.5
	24	.375	.625	9.625	3	3.5	7.75	5	2.5	1.5	.813	3.25	1.5
<b>C</b>	30	.5	.75	12	3.75	4.375	9.688	6.25	3	1.875	1	4.063	1.875
	36	.625	.875	14.375	4.5	5.25	11.625	7.5	3.625	2.25	1.25	4.875	2.25
	48	.75	1.25	19.188	6	7	15.5	10	4.875	3	1.625	6.5	3

WARNING SIGN COLORS:  
LEGEND — BLACK

**SHA** BACKGROUND— FLUORESCENT YELLOW (RETROREFLECTIVE)

TTC SIGN COLORS:  
LEGEND — BLACK

**SHA** BACKGROUND— FLUORESCENT ORANGE (RETROREFLECTIVE)



SIGN SHALL NOT BE USED ALONG STATE OWNED, OPERATED AND MAINTAINED ROADWAYS.



W1-2  
CURVE

W1-2a R  
CURVE (ENGLISH)

W1-2a R  
CURVE (METRIC)

**SHA** REFERENCES

MdMUTCD SECTION - 2C.06, 5C.02, 9B.14

**C**

A	B	C	D	E	F	G	H	J	K	L	M
18	.375	.625	5.405	5.144	6	4.687	3.375	1.75	1.312	2.06	2.625
24	.375	.625	7.094	7.25	8	6.25	4.5	2.344	1.75	2.75	3.5
30	.5	.75	8.875	9.063	10	7.813	5.625	2.938	2.188	3.438	4.375
36	.625	.875	10.625	10.875	12	9.375	6.75	3.5	2.625	4.125	5.25
48	.75	1.25	14.188	14.5	16	12.5	9	4.688	3.5	5.5	7

N	P	Q	R	S	T	U	V
6.187	1.5	1.5	4 E	1	1.75	2 D	.375
8.25	1.5	2.5	5 E	1.5	2.5	3 D	.5
10.313	1.875	2	6 E	1.5	3	4 D	.625
12.375	2.25	3	7 E	1.813	3.5	5 D	.750
16.5	3	5	9 E	3	5	6 D	1.25

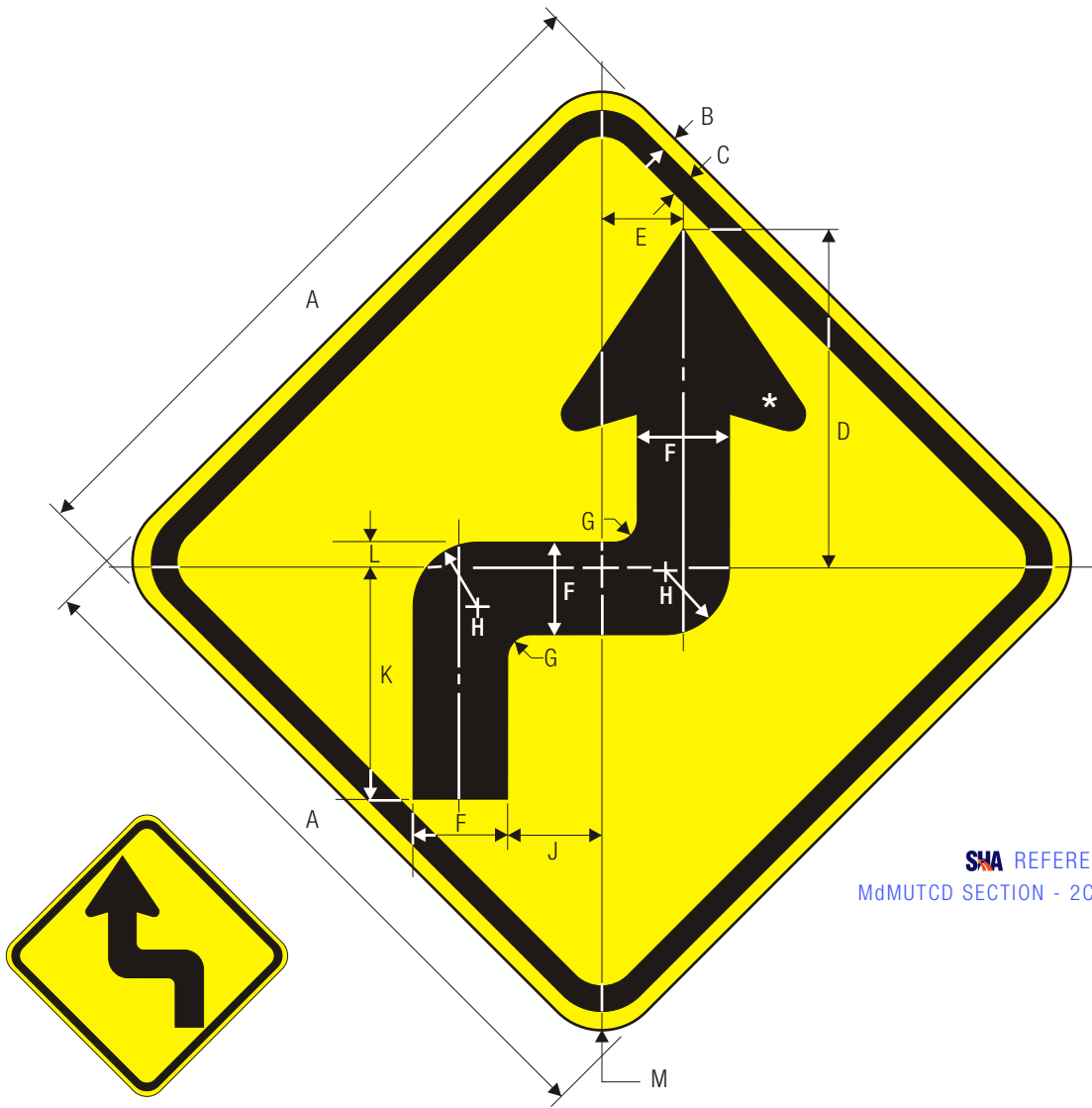
**SHA** \* FOR ARROWHEAD DIMENSIONS REFER TO STANDARD ARROW DETAILS IN APPENDIX-ARROWS SECTION FROM FHWA'S STANDARD HIGHWAY SIGNS BOOK-APPENDIX SECTION.

\*\*Optically position numerals.

WARNING SIGN COLORS:  
LEGEND – BLACK

TTC SIGN COLORS:  
LEGEND – BLACK

**SHA** BACKGROUND– FLUORESCENT YELLOW (RETROREFLECTIVE) **SHA** BACKGROUND– FLUORESCENT ORANGE (RETROREFLECTIVE)



**SHA** REFERENCES  
MdMUTCD SECTION - 2C.06, 5C.02, 9B.14

W1-3L

W1-3R

**SHA** REFERENCES

REVERSE TURN

MdMUTCD SECTION - 2C.06, 5C.02, 9B.14

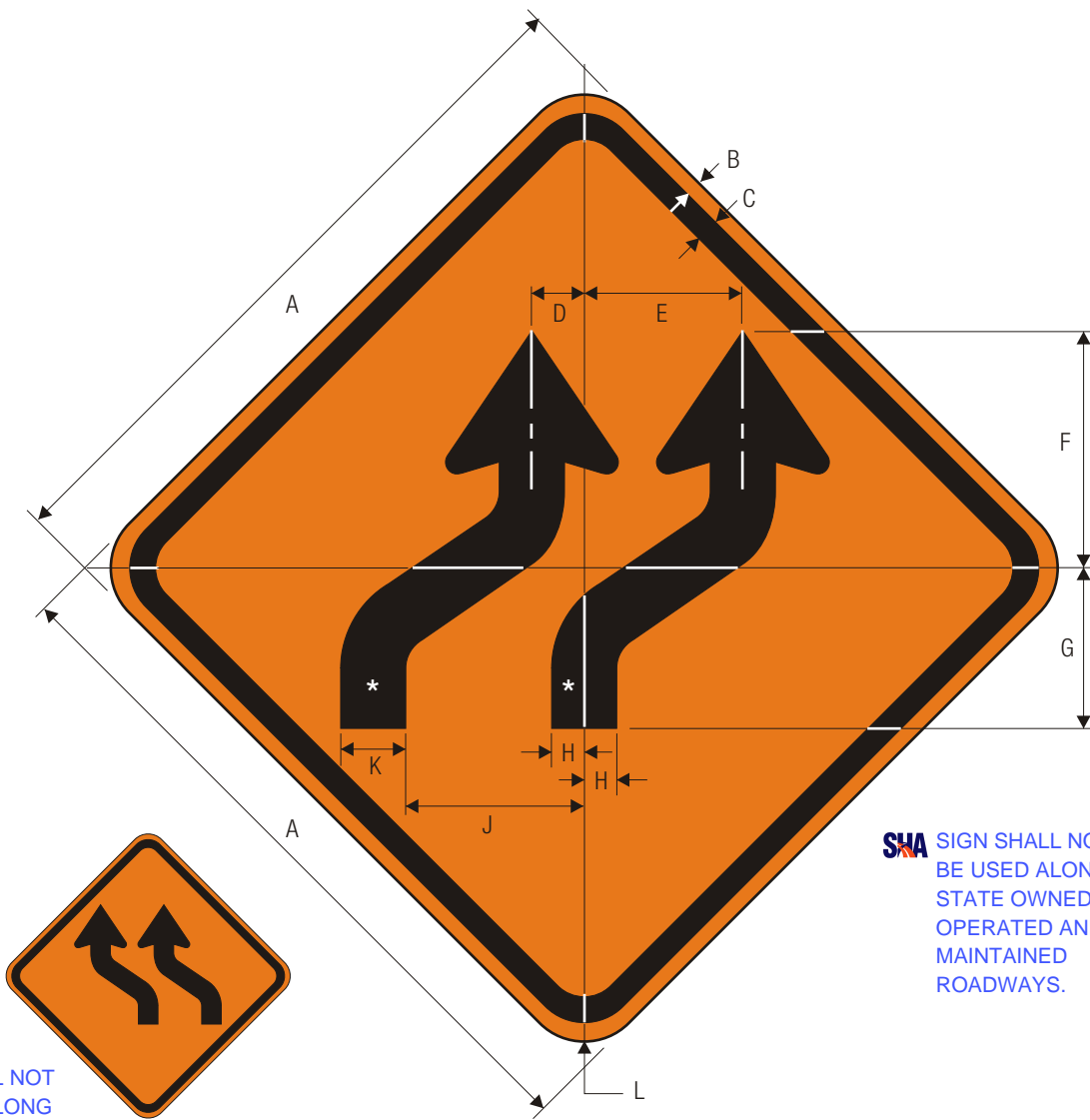
**SHA** \* FOR ARROWHEAD DIMENSIONS REFER TO STANDARD ARROW DETAILS IN APPENDIX-ARROWS SECTION FROM FHWA'S STANDARD HIGHWAY SIGNS BOOK-APPENDIX SECTION.

	A	B	C	D	E	F	G	H	J	K	L	M
	18	.375	.625	8.719	2.109	2.625	.625	1.812	2.25	6.234	.828	1.5
	24	.375	.625	11.594	2.813	3.5	.813	2.5	3	8.313	1.094	1.5
<b>C</b>	30	.5	.75	14.5	3.5	4.375	1	3	3.75	10.375	1.375	1.875
	36	.625	.875	17.438	4.219	5.25	1.25	3.625	4.5	12.469	1.656	2.25
	48	.75	1.25	23.188	5.625	7	1.625	4.875	6	16.625	2.188	3

WARNING SIGN COLORS:  
SYMBOL – BLACK

TTC SIGN COLORS:  
SYMBOL – BLACK

**SHA** BACKGROUND– FLUORESCENT YELLOW (RETROREFLECTIVE) **SHA** BACKGROUND– FLUORESCENT ORANGE (RETROREFLECTIVE)



**SHA** SIGN SHALL NOT BE USED ALONG STATE OWNED, OPERATED AND MAINTAINED ROADWAYS.

**SHA** SIGN SHALL NOT BE USED ALONG STATE OWNED, OPERATED AND MAINTAINED ROADWAYS.



W1-4bL

W1-4bR

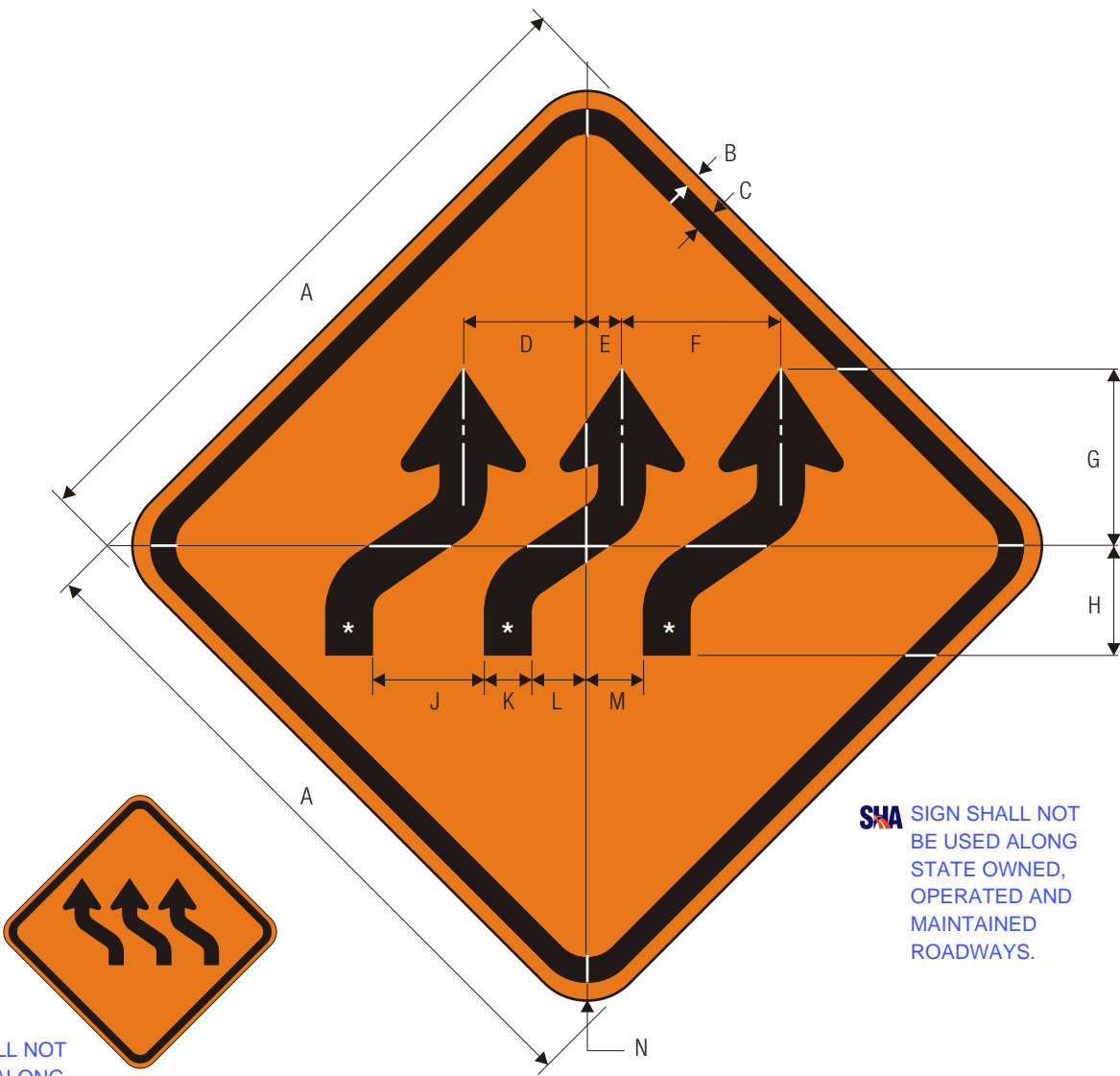
TWO LANE REVERSE CURVE

**SHA** \*Reduce W1-4 Arrow 30%.  
**SHA** \*\* FOR ARROWHEAD DIMENSIONS REFER TO STANDARD ARROW DETAILS IN APPENDIX-ARROWS SECTION FROM FHWA'S STANDARD HIGHWAY SIGNS BOOK-APPENDIX SECTION.

**C**

A	B	C	D	E	F	G	H	J	K	L
24	.375	.625	2.121	5.123	7.685	5.123	1.040	6.164	2.080	1.5
30	.5	.75	2.241	6.805	10.247	6.805	1.401	7.645	2.802	1.875
36	.625	.875	3.042	8.526	12.889	8.446	1.741	9.847	3.482	2.25
48	.75	1.25	4.242	10.246	15.37	10.246	2.08	12.328	4.16	3

TTC SIGN COLORS:  
 LEGEND — BLACK  
 BACKGROUND— ORANGE (RETROREFLECTIVE)



**SHA** SIGN SHALL NOT BE USED ALONG STATE OWNED, OPERATED AND MAINTAINED ROADWAYS.

W1-4cL

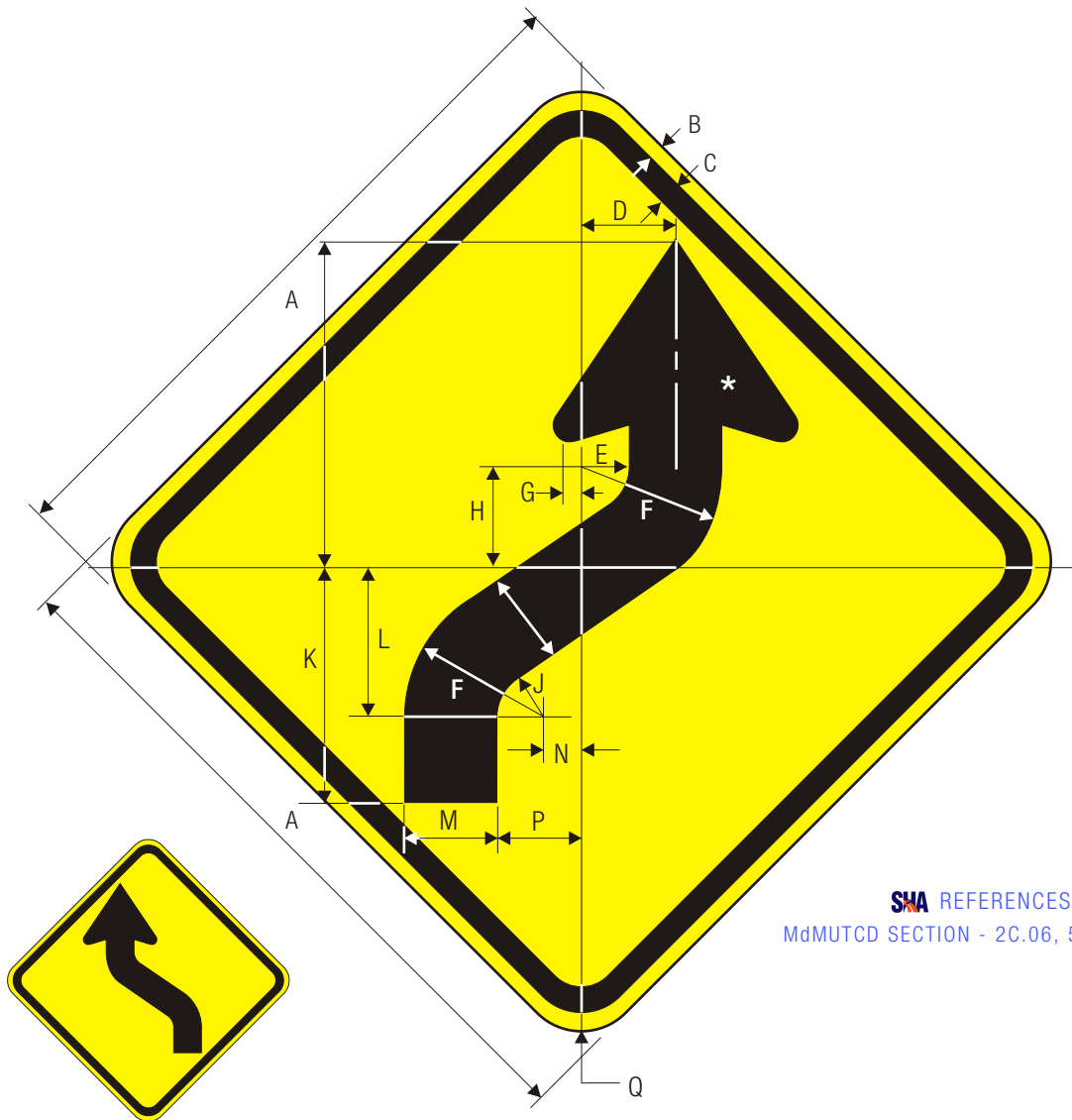
W1-4cR  
THREE LANE REVERSE CURVE

**SHA** SIGN SHALL NOT BE USED ALONG STATE OWNED, OPERATED AND MAINTAINED ROADWAYS.

\*Reduce W1-4bR Arrow 20%.

	A	B	C	D	E	F	G	H	J	K	L	M	N
	24	.375	.625	4.443	1.240	5.684	6.404	3.842	4	1.681	2	2	1.5
	30	.5	.75	5.404	1.481	7.245	8.566	5.123	5	2.241	2.862	2.141	1.875
<b>C</b>	36	.625	.875	7.125	1.641	9.287	10.768	6.284	6.484	2.802	3.762	2.722	2.25
	48	.75	1.25	8.886	2.48	11.368	12.808	7.684	8	3.362	4	4	3

TTC SIGN COLORS:  
 LEGEND — BLACK  
 BACKGROUND— ORANGE (RETROREFLECTIVE)



**SHA** REFERENCES  
MdMUTCD SECTION - 2C.06, 5C.02, 9B.14

W1-4L

**SHA** REFERENCES  
MdMUTCD SECTION - 2C.06, 5C.02, 9B.14

W1-4R

REVERSE CURVE

**SHA** \* FOR ARROWHEAD DIMENSIONS REFER TO STANDARD ARROW  
DETAILS IN APPENDIX-ARROWS SECTION FROM FHWA'S  
STANDARD HIGHWAY SIGNS BOOK-APPENDIX SECTION.

A	B	C	D	E	F	G	H	J	K	L	M
18	.375	.625	2.375	1	3.875	.25	2.625	8.625	6.25	4	2.625
24	.375	.625	3.156	1.5	5	.313	3.5	11.25	8.25	5.25	3.5
30	.5	.75	3.938	1.875	6.25	.375	4.375	14.063	10.625	6.563	4.375
36	.625	.875	4.719	2.25	7.5	.469	5.25	16.875	12.375	7.875	5.25
48	.75	1.25	6.313	3	10	.625	7	22.5	16.5	10.5	7

N	P	Q
.875	2	1.5
1.125	2.625	1.5
1.406	3.281	1.875
1.688	3.938	2.25
2.25	5.25	3

WARNING SIGN COLORS:

SYMBOL – BLACK

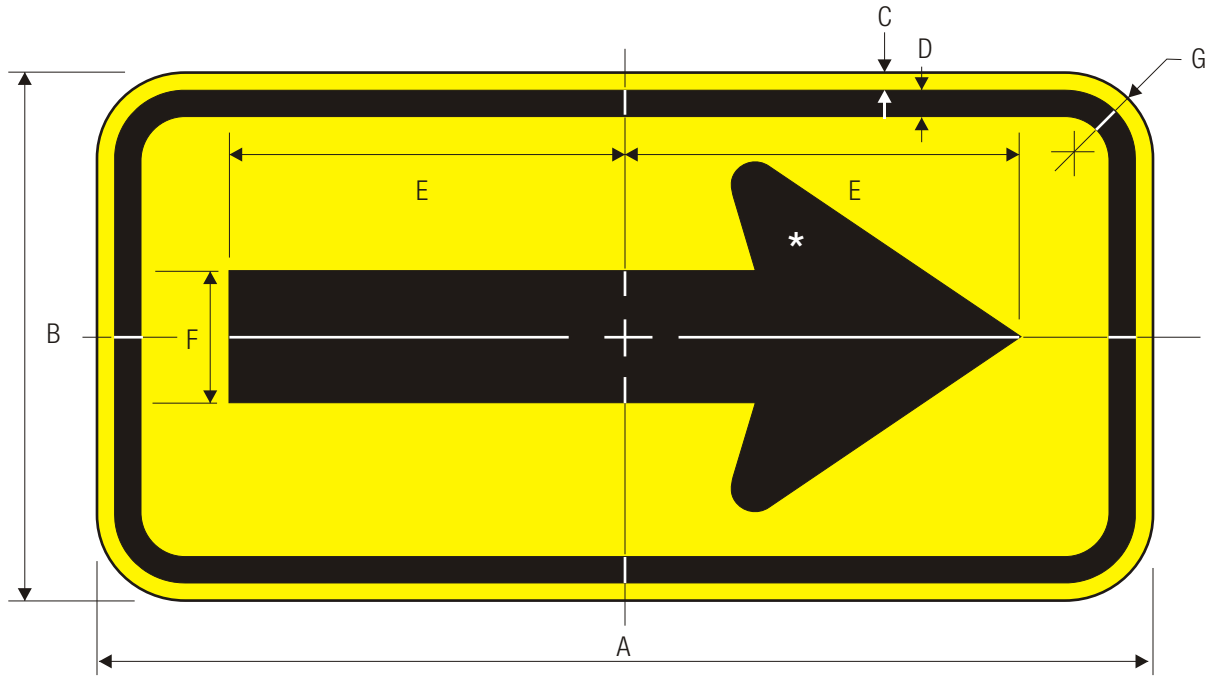
**SHA** BACKGROUND – FLUORESCENT YELLOW (RETROREFLECTIVE)

TTC SIGN COLORS:

SYMBOL – BLACK

**SHA** BACKGROUND – FLUORESCENT ORANGE (RETROREFLECTIVE)

**C**



W1-6R

ONE DIRECTION LARGE ARROW

**SHA** REFERENCES

MdMUTCD SECTION - 2C.06, 2C.09,  
2C.10, 2C.36, 5C.02, 9B.14



W1-6L

**SHA** REFERENCES

MdMUTCD SECTION - 2C.06, 2C.09,  
2C.10, 2C.36, 5C.02, 9B.14

**SHA** \* FOR ARROWHEAD DIMENSIONS REFER TO STANDARD ARROW  
DETAILS IN APPENDIX-ARROWS SECTION FROM FHWA'S  
STANDARD HIGHWAY SIGNS BOOK-APPENDIX SECTION.

**C**

A	B	C	D	E	F	G
24	12	.375	.625	9.625	3.25	1.5
36	18	.375	.625	14.625	5	1.5
48	24	.5	.75	19.5	6.5	1.875
60	30	.625	.875	24.375	8	2.25

WARNING SIGN COLORS:

SYMBOL – BLACK

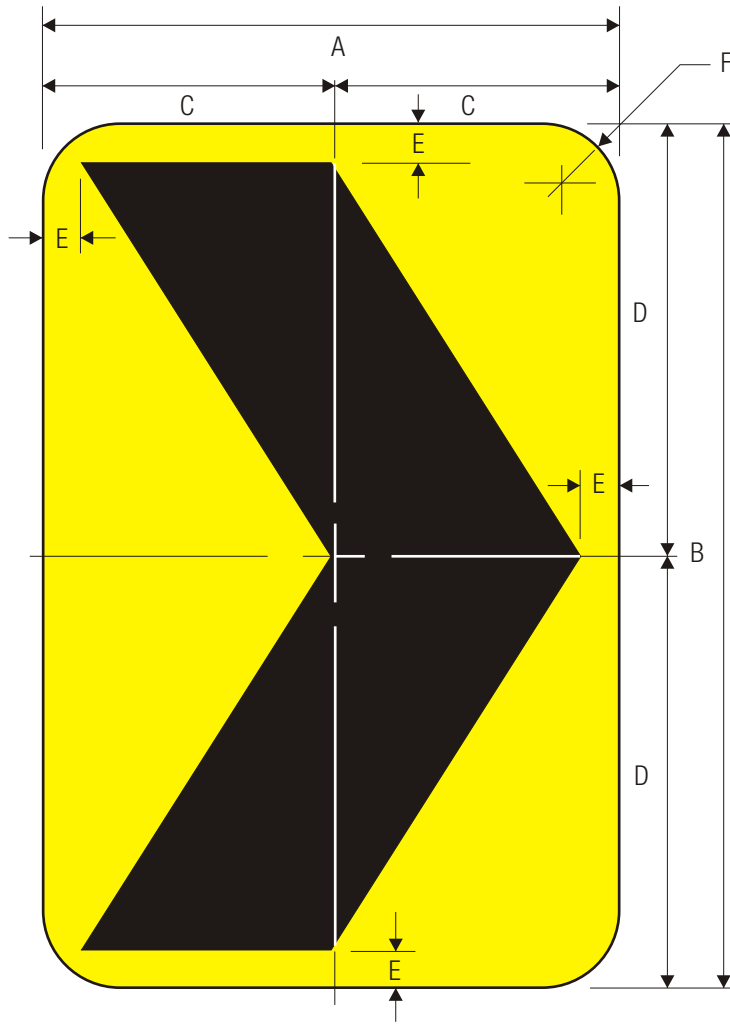
**SHA** BACKGROUND–FLUORESCENT YELLOW (RETROREFLECTIVE)

TTC SIGN COLORS:

SYMBOL – BLACK

BACKGROUND–FLUORESCENT ORANGE (RETROREFLECTIVE) **SHA**





SHA REFERENCES

MdMUTCD SECTION -2C.06, 2C.10, 2C.36, 5C.02, 9B.14



W1-8L

W1-8R  
CHEVRON ALIGNMENT

SHA REFERENCES

MdMUTCD SECTION -2C.06, 2C.10, 2C.36, 5C.02, 9B.14

**C**

A	B	C	D	E	F
12	18	6	9	.5	1.5
18	24	9	12	.75	1.5
24	30	12	15	.875	1.5
30	36	15	18	1	1.875
36	48	18	24	1.125	2.25

WARNING SIGN COLORS:

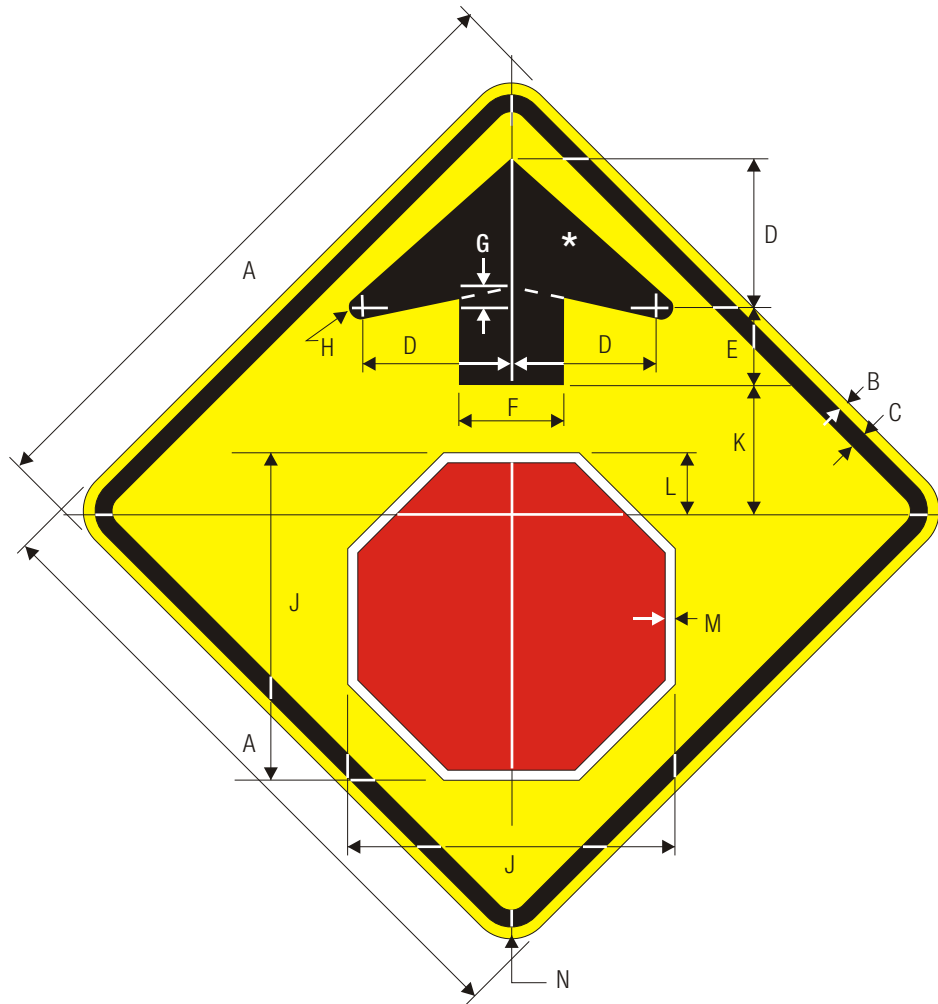
LEGEND - BLACK

SHA BACKGROUND- FLUORESCENT YELLOW  
(RETROREFLECTIVE)

TTC SIGN COLORS:

LEGEND - BLACK

SHA BACKGROUND- FLUORESCENT ORANGE (RETROREFLECTIVE)



W3-1

STOP AHEAD

\*FOR ARROWHEAD DIMENSIONS REFER TO ARROWS FOR GUIDE SIGNS DOWN-ARROW DETAIL IN APPENDIX-ARROW SECTION FROM FWHA'S STANDARD HIGHWAY SIGNS BOOK-APPENDIX SECTION

A	B	C	D	E	F	G	H	J	K	L	M	N
18	.375	.625	4.5	2.25	3	.375	.187	9.5	3	1.75	.313	1.5
24	.375	.625	6	3	4	.5	.25	12.562	5	2.25	.375	1.5
30	.5	.75	7.5	3.75	5	.625	.313	15.75	6.25	2.875	.5	1.875
36	.625	.875	9	4.5	6	.75	.375	19	7.5	3.5	.625	2.25
48	.75	1.25	12	6	8	1	.5	25.125	10	4.5	.75	3

WARNING SIGN COLORS:

BORDER & ARROW – BLACK

SYMBOL – WHITE BORDER / RED BACKGROUND (RETROREFLECTIVE)

**SHA** BACKGROUND – FLUORESCENT YELLOW (RETROREFLECTIVE)

TTC COLORS:

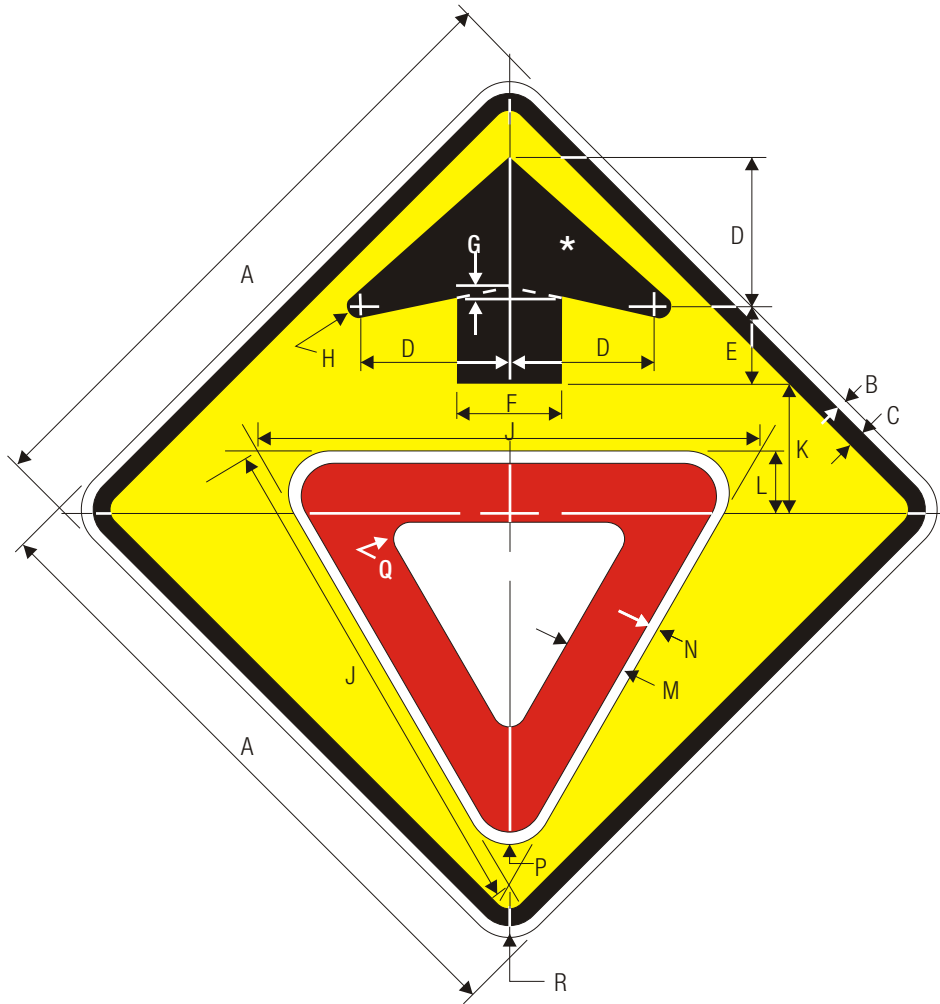
BORDER & ARROW – BLACK

SYMBOL – WHITE BORDER / RED BACKGROUND (RETROREFLECTIVE)

**SHA** BACKGROUND – FLUORESCENT ORANGE (RETROREFLECTIVE)

**SHA** REFERENCES

MdMUTCD SECTION - 2C.29, 2C.36, 2C.49, 5C.04, 8B.08



**W3-2**  
YIELD AHEAD

\* FOR ARROWHEAD DIMENSIONS REFER TO ARROWS FOR GUIDE SIGNS DOWN-ARROW DETAIL IN APPENDIX-ARROW SECTION FROM FWHA'S STANDARD HIGHWAY SIGNS BOOK-APPENDIX SECTION

A	B	C	D	E	F	G	H	J	K	L	M	N
18	.375	.625	4.5	2.25	3	.375	.187	14	3	1.687	1.875	.313
24	.375	.625	6	3	4	.5	.25	19	5	2.25	2.5	.375
30	.5	.75	7.5	3.75	5	.625	.313	25	6.25	3	3.375	.5
36	.625	.875	9	4.5	6	.75	.375	28	7.5	3.375	3.75	.625
48	.75	1.25	12	6	8	1	.5	38	10	4.5	5	.75

**C**

P	Q	R
.687	.375	1.5
.937	.5	1.5
1.25	.625	1.875
1.375	.75	2.25
1.875	1	3

**WARNING SIGN COLORS:**

BORDER & ARROW – BLACK

SYMBOL – WHITE BORDER / RED BACKGROUND (RETROREFLECTIVE)

**SHA** BACKGROUND – FLUORESCENT YELLOW (RETROREFLECTIVE)

**TTC COLORS:**

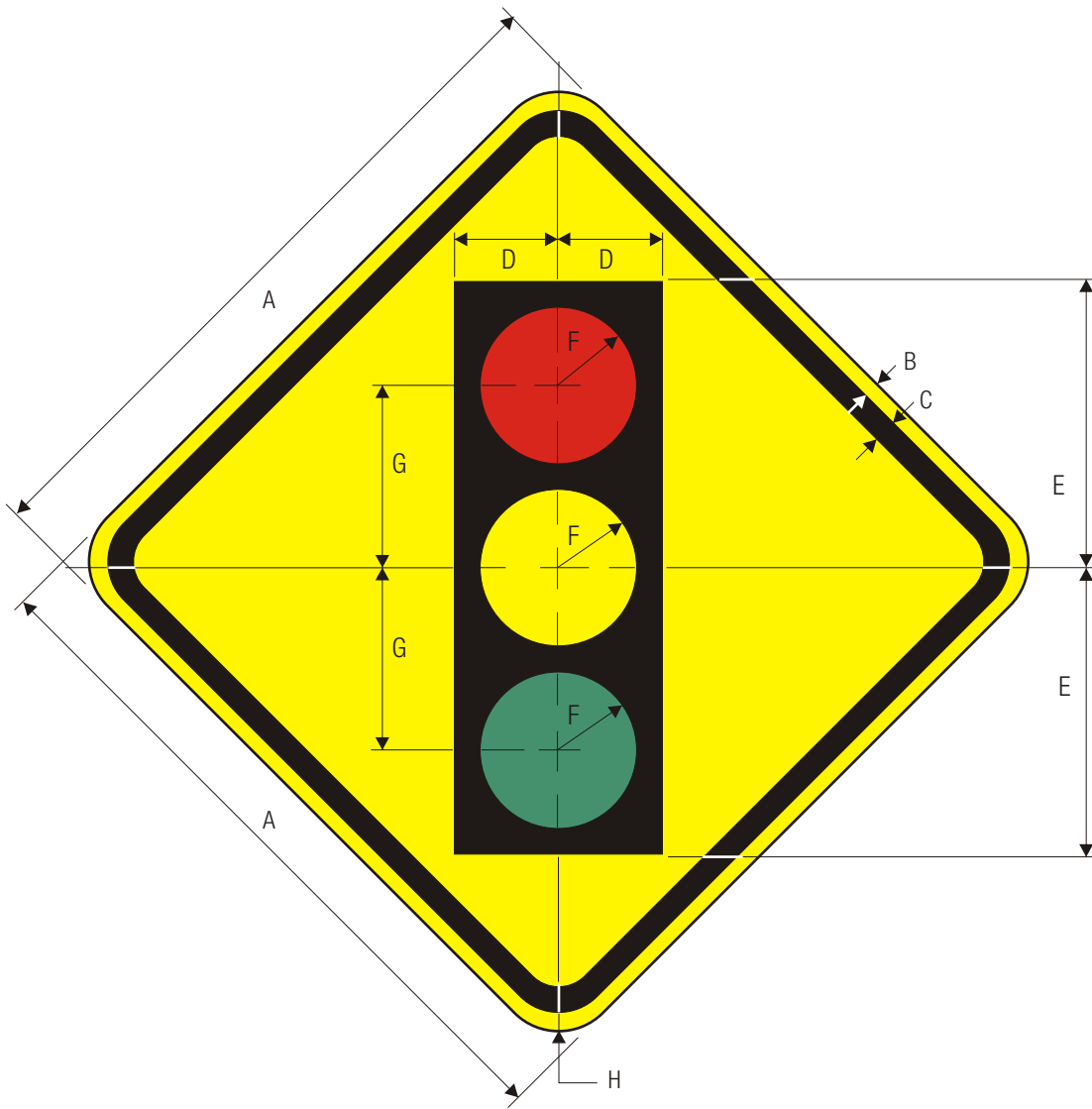
BORDER & ARROW – BLACK

SYMBOL – WHITE BORDER / RED BACKGROUND (RETROREFLECTIVE)

**SHA** BACKGROUND – FLUORESCENT ORANGE (RETROREFLECTIVE)

**SHA REFERENCES**

MdMUTCD SECTION - 2C.29, 2C.49, 5C.04



W3-3

SIGNAL AHEAD

A	B	C	D	E	F	G	H
18	.375	.625	3	8	2.25	5	1.5
30	.5	.75	5	13.75	3.75	8.75	1.875
36	.625	.875	5.75	15.75	4.25	10	2.25
48	.75	1.25	7.5	20	5	12.5	3

WARNING SIGN COLORS:

TOP CIRCLE — RED (RETROREFLECTIVE)

BOTTOM CIRCLE— GREEN (RETROREFLECTIVE)

**SHA** BACKGROUND — FLUORESCENT YELLOW (RETROREFLECTIVE)

TTC SIGN COLORS:

TOP CIRCLE — RED (RETROREFLECTIVE)

BOTTOM CIRCLE— GREEN (RETROREFLECTIVE)

**SHA** BACKGROUND — FLUORESCENT ORANGE (RETROREFLECTIVE)

**SHA** REFERENCES

MdMUTCD SECTION - 2C.29, 2C.36, 2C.49



W3-4

BE PREPARED TO STOP

\*Series 2000 Standard Alphabets.

A	B	C	D	E	F	G	H	J	K	L
30	.5	.75	5 C	2.702	.700	3.086	13.650	10.833	11.593	1.875
36	.625	.875	6 C	3.602	.920	3.702	16.392	13.089	13.850	2.25
48	.75	1.25	8 C	4.803	1.200	4.943	21.856	17.413	18.494	3
60	.75	1.25	9 C	5.404	1.401	5.564	24.578	19.454	20.195	3

**C**

WARNING SIGN COLORS:

LEGEND — BLACK  
BACKGROUND — YELLOW (RETROREFLECTIVE)

TTC SIGN COLORS:

LEGEND — BLACK  
BACKGROUND — ORANGE (RETROREFLECTIVE)



SIGN SIZE	DIMENSIONS (INCHES)										
	A	B	C	D	E	F	G	H	J	K	L
MIN	36	5/8	7/8	5D	3	5C	2	4D	6C	1	2-1/4
STD	48	3/4	1-1/4	7D	5	7C	4	6D	8C	3	3
SPECIAL	60	3/4	1-1/4	9D	6	9C	5	8D	10C	3	3

REFERENCES

MdMUTCD SECTION - 6F.29

COLORS

LEGEND - BLACK

BACKGROUND - FLUORESCENT ORANGE

APPROVED Tom Hicks (signature on file)  
DIRECTOR - OFFICE OF TRAFFIC AND SAFETY

**Maryland Department of Transportation**  
**STATE HIGHWAY ADMINISTRATION**  
MARYLAND STANDARD HIGHWAY SIGNS

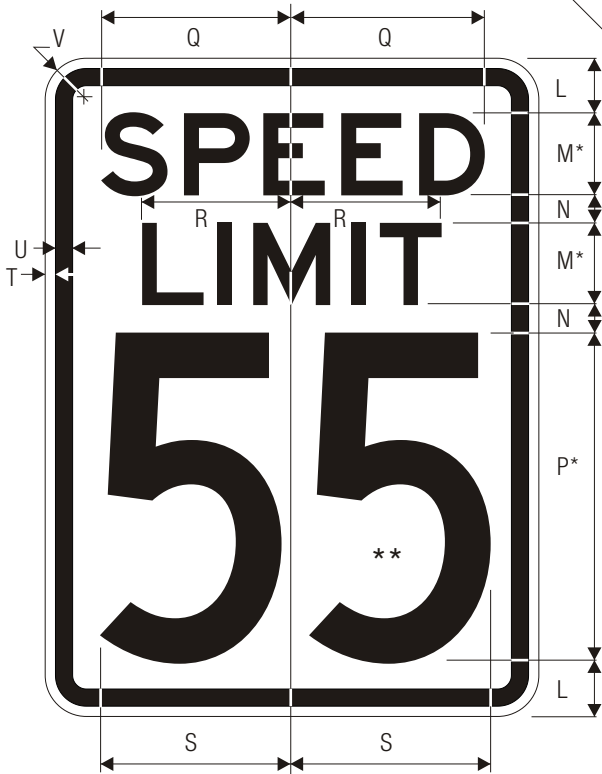
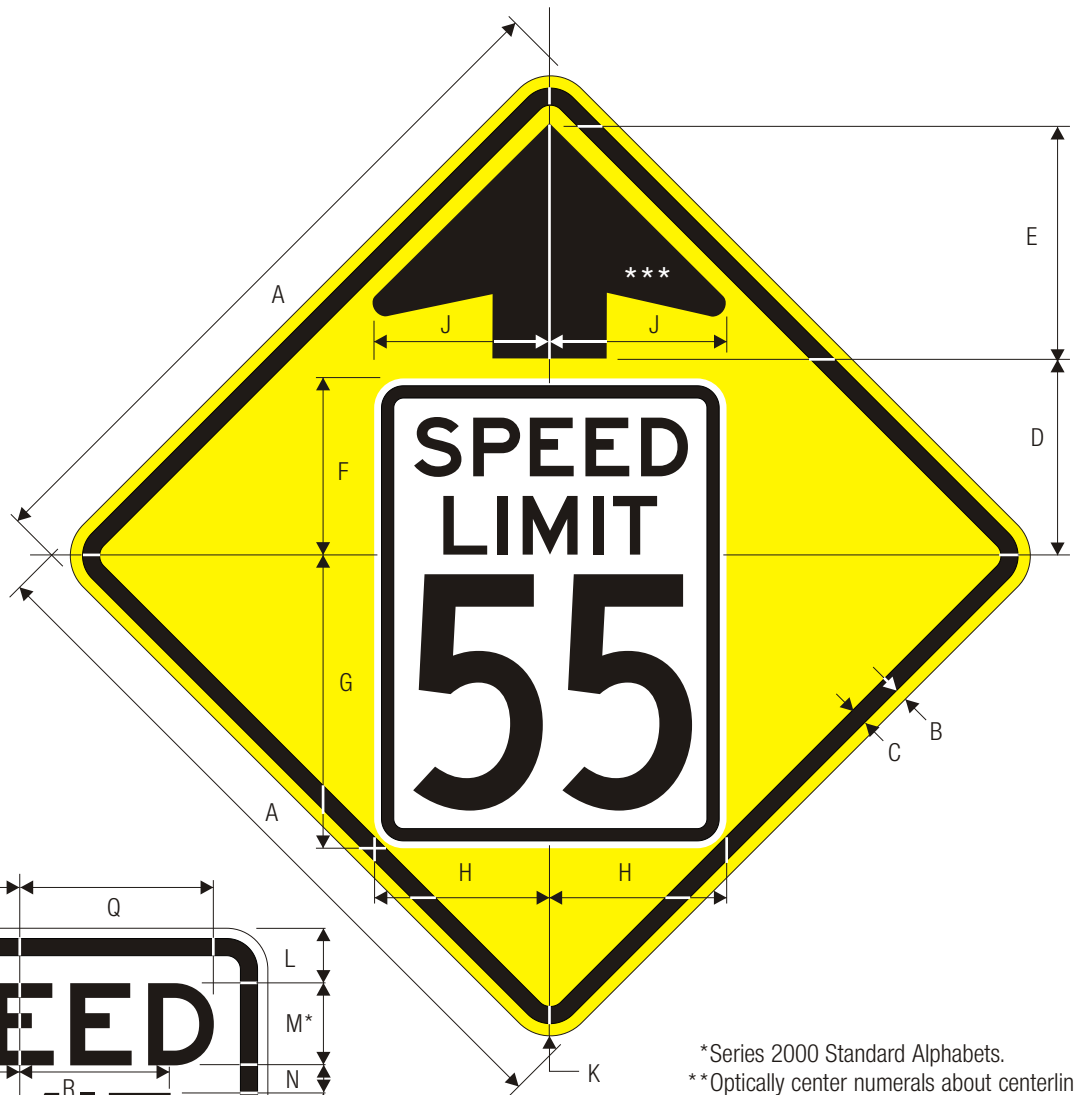


APPROVAL • SHA REVISIONS	APPROVAL • FEDERAL HIGHWAY ADMINISTRATION
APPROVAL <b>03/02/2009</b>	APPROVAL
REVISED	REVISED
REVISED	REVISED
REVISED	REVISED

**BE PREPARED TO STOP**

**SIGN NUMBER**

**W3-4(1)**



W3-5  
SPEED REDUCTION

\*Series 2000 Standard Alphabets.  
 \*\*Optically center numerals about centerline.  
 \*\*\*FOR ARROWHEAD DIMENSIONS REFER TO ARROWS FOR GUIDE SIGNS DOWN-ARROW DETAIL IN APPENDIX-ARROW SECTION FROM FWHA'S STANDARD HIGHWAY SIGNS BOOK-APPENDIX SECTION

	A	B	C	D	E	F	G
<b>C</b>	36	.625	.875	10	12	9	15
	48	.75	1.25	11.75	18	10.75	19.25
	H	J	K	L	M	N	P
	9	9	2.25	2	3 E	1	12 C
	12	12	3	2.25	4 E	1.25	15 C
	Q	R	S	T	U	V	
	7	5.46	7.126	.375	.625	2.25	
	9.327	7.279	9.258	.375	.625	3	

WARNING SIGN COLORS:

BORDER & ARROW – BLACK  
 SYMBOL – SEE R2-1

**SHA** BACKGROUND – FLUORESCENT YELLOW (RETROREFLECTIVE)

TTC COLORS:

BORDER & ARROW – BLACK  
 SYMBOL – SEE R2-1

**SHA** BACKGROUND – FLUORESCENT ORANGE (RETROREFLECTIVE)

**SHA** REFERENCES

MdMUTCD SECTION - 2C.30, 2C.49



SIGN SIZE	DIMENSIONS (INCHES)									
	A	B	C	D	E	F	G	H	J	K
EXPWY, FWY	96	84	1	4-1/2	12D	3-1/2	4	10D	8D	6

REFERENCES

MdMUTCD SECTION - 6F.05, 6F.06, 6F.07

COLORS

LEGEND

TOP - BLACK  
MIDDLE - BLACK  
BOTTOM - BLACK

BACKGROUND

TOP - FLUORESCENT YELLOW  
MIDDLE - WHITE  
BOTTOM - FLUORESCENT YELLOW

APPROVED Tom Hicks (signature on file)  
DIRECTOR - OFFICE OF TRAFFIC AND SAFETY



APPROVAL • SHA REVISIONS	APPROVAL • FEDERAL HIGHWAY ADMINISTRATION
APPROVAL <b>03/02/2009</b>	APPROVAL
REVISED	REVISED
REVISED	REVISED
REVISED	REVISED

**Maryland Department of Transportation**  
**STATE HIGHWAY ADMINISTRATION**  
MARYLAND STANDARD HIGHWAY SIGNS  
**WARNING - WORK AREA SPEED LIMIT AHEAD - FINES DOUBLE**

**SIGN NUMBER**

**W3-5(1)**





SIGN SIZE	DIMENSIONS (INCHES)										
	A	B	C	D	E	F	G	H	J	K	L
STD	48	60	3/4	1-1/4	6	4E	4	8D	5-1/2	4D	3

REFERENCES

MdMUTCD SECTION - 6F.05, 6F.06, 6F.07

COLORS

LEGEND

TOP - BLACK  
MIDDLE - BLACK  
BOTTOM - BLACK

BACKGROUND

TOP - FLUORESCENT ORANGE  
MIDDLE - WHITE  
BOTTOM - FLUORESCENT YELLOW

APPROVED Tom Hicks (signature on file)  
DIRECTOR - OFFICE OF TRAFFIC AND SAFETY

**Maryland Department of Transportation**  
**STATE HIGHWAY ADMINISTRATION**  
MARYLAND STANDARD HIGHWAY SIGNS

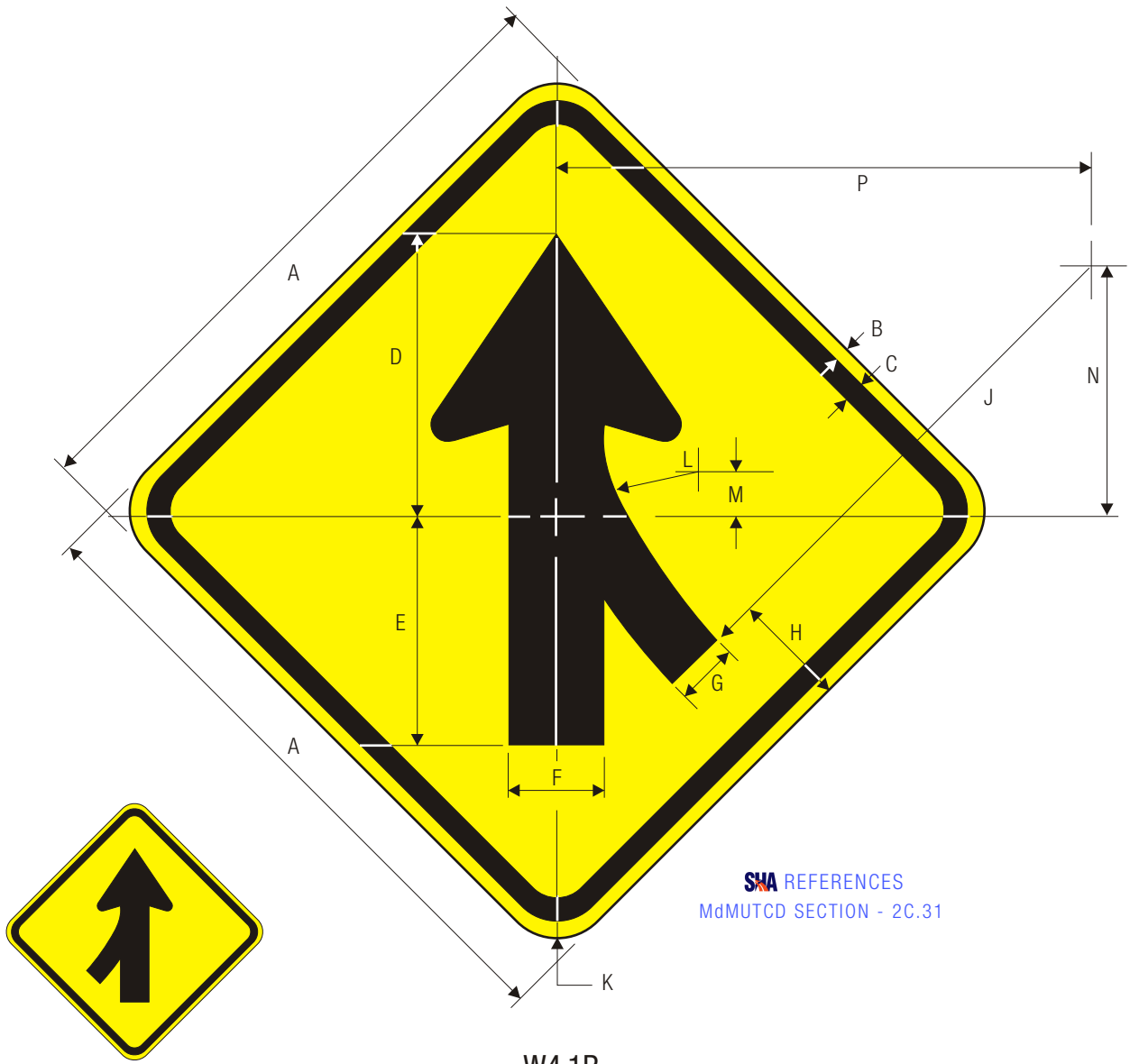


APPROVAL • SHA REVISIONS	APPROVAL • FEDERAL HIGHWAY ADMINISTRATION
APPROVAL <b>03/02/2009</b>	APPROVAL
REVISED	REVISED
REVISED	REVISED
REVISED	REVISED

**WORK AREA - REDUCE SPEED - FINES DOUBLE**

**SIGN NUMBER**

**W3-5(2)**



SHA REFERENCES  
MdMUTCD SECTION - 2C.31

W4-1L

SHA REFERENCES  
MdMUTCD SECTION - 2C.31

W4-1R

MERGE

SHA \* FOR ARROWHEAD DIMENSIONS REFER TO STANDARD ARROW  
DETAILS IN APPENDIX-ARROWS SECTION FROM FHWA'S  
STANDARD HIGHWAY SIGNS BOOK-APPENDIX SECTION.

A	B	C	D	E	F	G	H	J	K	L	M	N	P
24	.375	.625	10.25	8.75	3.5	2.375	4.188	22.25	1.5	6.375	2.625	10.375	22.188
30	.5	.75	13	11	4.375	3	5.25	28	1.875	8	3	13	27.75
36	.625	.875	15.75	13.25	5.25	3.625	6.313	33.625	2.25	9.625	4	15.625	33.313
48	.75	1.25	20.5	17.5	7	4.75	8.375	45	3	12.813	5.25	20.75	44.375

**C**

WARNING SIGN COLORS:

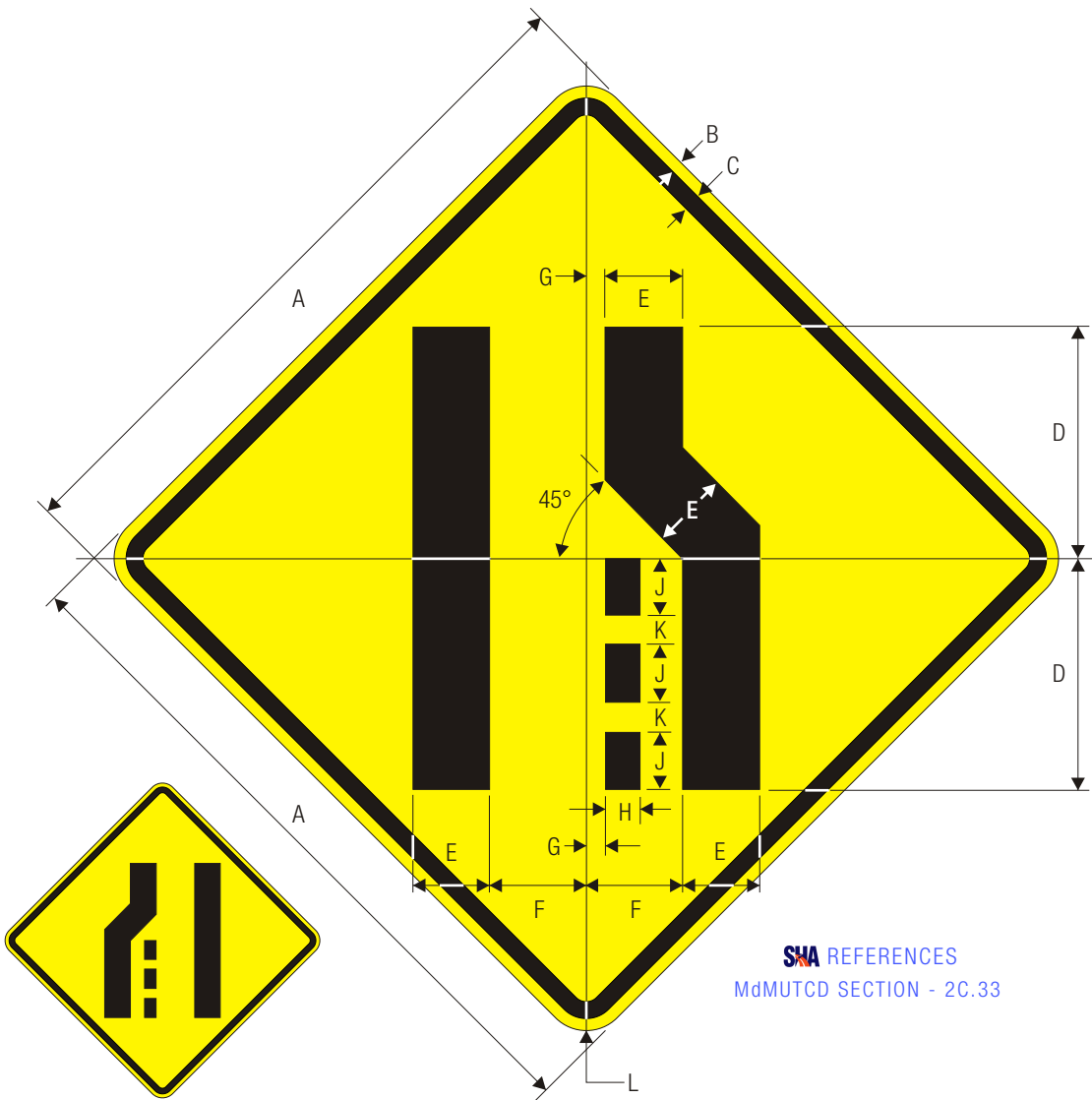
SYMBOL — BLACK

SHA BACKGROUND— FLUORESCENT YELLOW (RETROREFLECTIVE)

TTC SIGN COLORS:

SYMBOL — BLACK

BACKGROUND— FLUORESCENT ORANGE (RETROREFLECTIVE) SHA



SHA REFERENCES  
MdMUTCD SECTION - 2C.33

W4-2L

W4-2R

LANE ENDS

SHA REFERENCES  
MdMUTCD SECTION - 2C.33

**C**

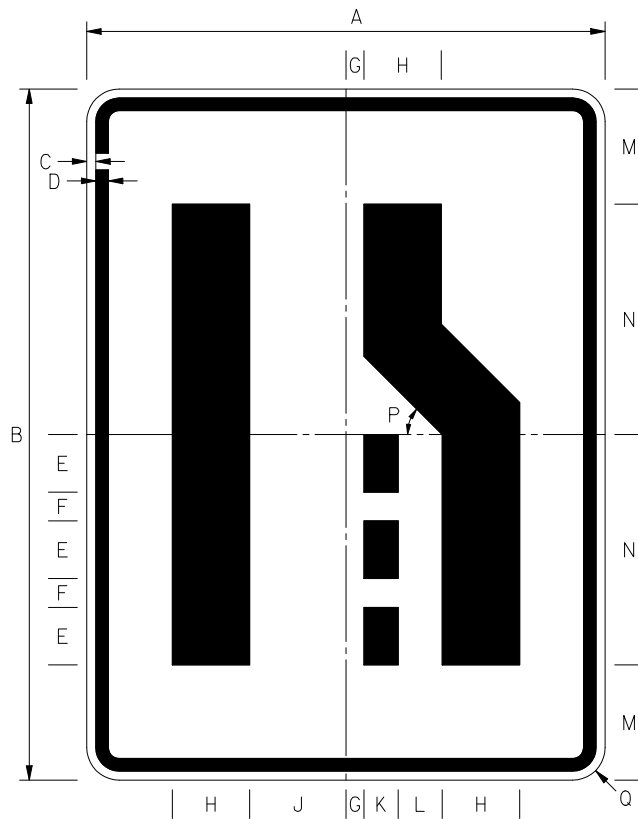
A	B	C	D	E	F	G	H	J	K	L
30	.5	.75	10	3.375	4.188	.875	1.5	2.5	1.25	1.875
36	.625	.875	12	4	5	1	1.75	3	1.5	2.25
48	.75	1.25	16	5.375	6.688	1.25	2.375	4	2	3

WARNING SIGN COLORS:

CONSTRUCTION SIGN COLORS:

SYMBOL – BLACK  
SHA BACKGROUND – FLUORESCENT YELLOW (RETROREFLECTIVE)

SYMBOL – BLACK  
BACKGROUND – FLUORESCENT ORANGE (RETROREFLECTIVE) SHA



NOTES:

1. SIGN SUPPLEMENTS SIGN W4-2.
2. THIS SIGN MAY ONLY BE USED IN CASES WHERE RESTRICTED LATERAL CLEARANCE EXISTS.

SIGN SIZE	DIMENSIONS (INCHES)							
	A	B	C	D	E	F	G	H
STD	36	48	5/8	7/8	4	2	1-1/4	5-3/8

SIGN SIZE	DIMENSIONS (INCHES)						
	J	K	L	M	N	P	Q
STD	6.688	2-3/8	3.063	8	16	45°	2-1/4

REFERENCES

MdMUTCD SECTION - 2C.33

COLORS

LEGEND - BLACK

BACKGROUND - FLUORESCENT ORANGE

APPROVED Tom Hicks (signature on file)  
DIRECTOR - OFFICE OF TRAFFIC AND SAFETY

**Maryland Department of Transportation**  
**STATE HIGHWAY ADMINISTRATION**  
MARYLAND STANDARD HIGHWAY SIGNS

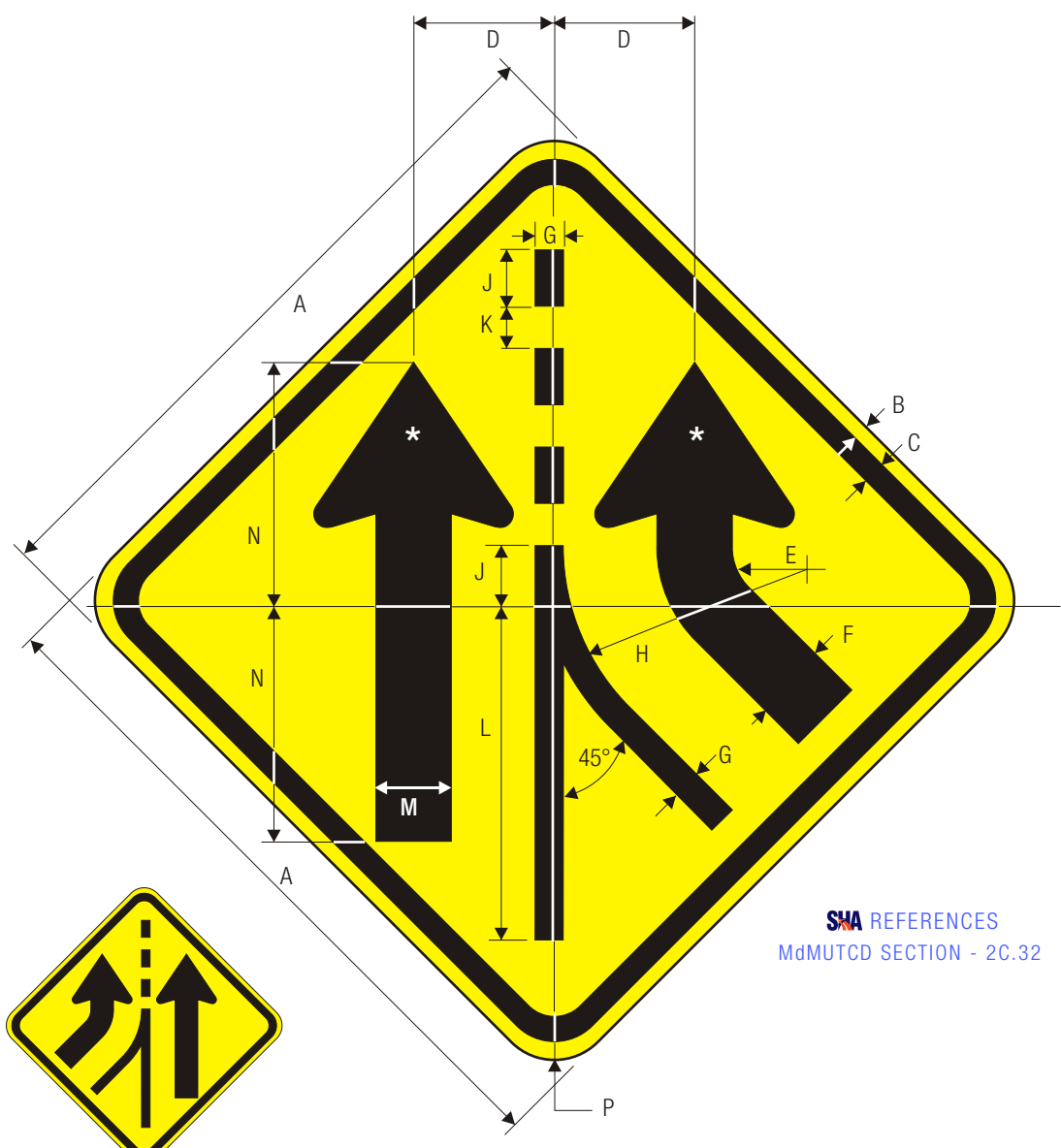


APPROVAL • SHA REVISIONS	APPROVAL • FEDERAL HIGHWAY ADMINISTRATION
APPROVAL <b>03/02/2009</b>	APPROVAL
REVISED	REVISED
REVISED	REVISED
REVISED	REVISED

**LANE ENDS**

**SIGN NUMBER**

**W4-2(1)(L&R)**



SHA REFERENCES  
MdMUTCD SECTION - 2C.32

W4-3L

SHA REFERENCES  
MdMUTCD SECTION - 2C.32

W4-3R

ADDED LANE

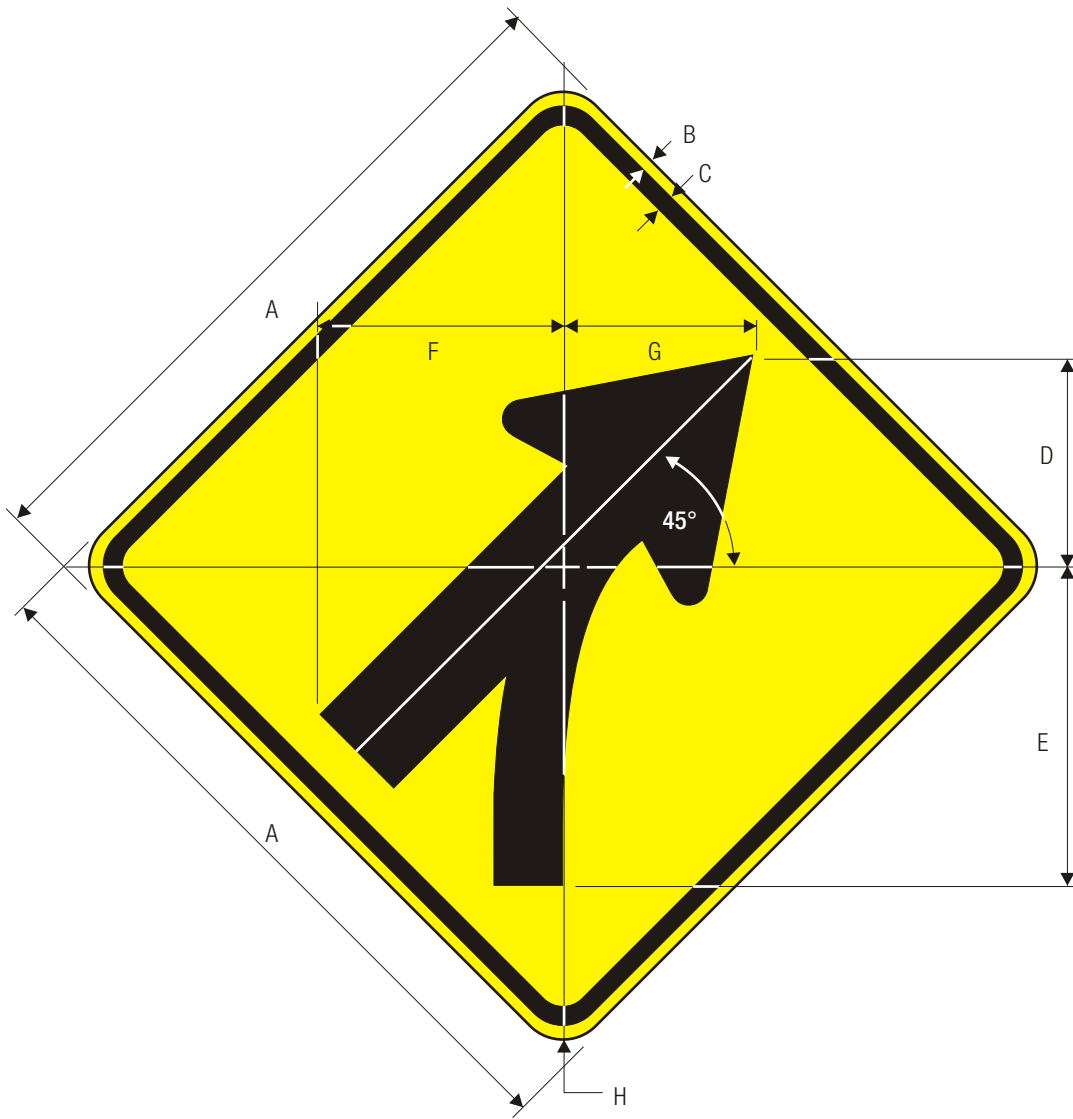
SHA \* FOR ARROWHEAD DIMENSIONS REFER TO STANDARD ARROW  
DETAILS IN APPENDIX-ARROWS SECTION FROM FHWA'S  
STANDARD HIGHWAY SIGNS BOOK-APPENDIX SECTION.

A	B	C	D	E	F	G	H	J	K	L	M
36	.625	.825	7.5	3	4.125	1.5	11.813	3	2.25	18	4.125
48	.75	1.25	10	4	5.5	2	15.75	4	3	24	5.5

N	P
12.75	2.25
17	3

WARNING SIGN COLORS:  
SYMBOL — BLACK  
SHA BACKGROUND— FLUORESCENT YELLOW  
(RETROREFLECTIVE)

TTC SIGN COLORS:  
SYMBOL — BLACK  
SHA BACKGROUND— FLUORESCENT ORANGE (RETROREFLECTIVE)



W4-5

ENTERING ROADWAY MERGE

\*Scale and rotate W4-1 to fit dimensions.

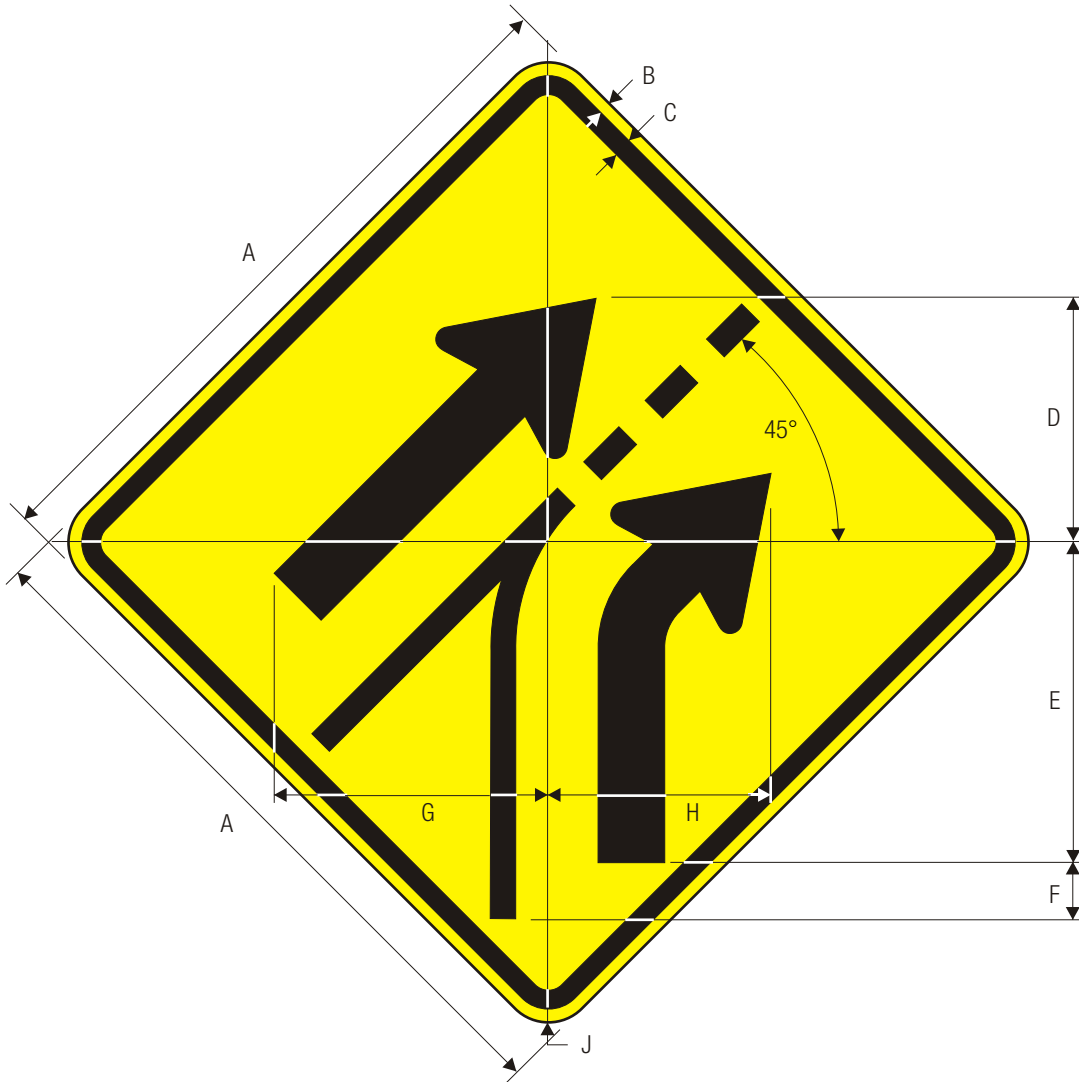
A	B	C	D	E	F	G	H
24	.375	.625	7.285	11	8.366	6.524	1.5
30	.5	.75	9.126	13.770	10.447	8.166	1.875
36	.625	.875	10.928	16.532	12.569	9.807	2.25
48	.75	1.25	14.571	22	16.732	13.049	3

WARNING SIGN COLORS:

SYMBOL — BLACK  
 SHA BACKGROUND — FLUORESCENT YELLOW  
 (RETROREFLECTIVE)

TTC SIGN COLORS:

SYMBOL — BLACK  
 SHA BACKGROUND — FLUORESCENT ORANGE (RETROREFLECTIVE)



W4-6

ENTERING ROADWAY ADDED LANE

\*Scale and rotate W4-3 to fit dimensions.

A	B	C	D	E	F	G	H	J
24	.375	.625	10.367	10.728	12.569	11.648	8.966	1.5
30	.5	.75	12.969	13.410	15.691	14.571	11.208	1.875
36	.625	.875	15.571	16.092	18.814	17.493	13.450	2.25
48	.75	1.25	20.735	21.456	25.139	23.297	17.933	3

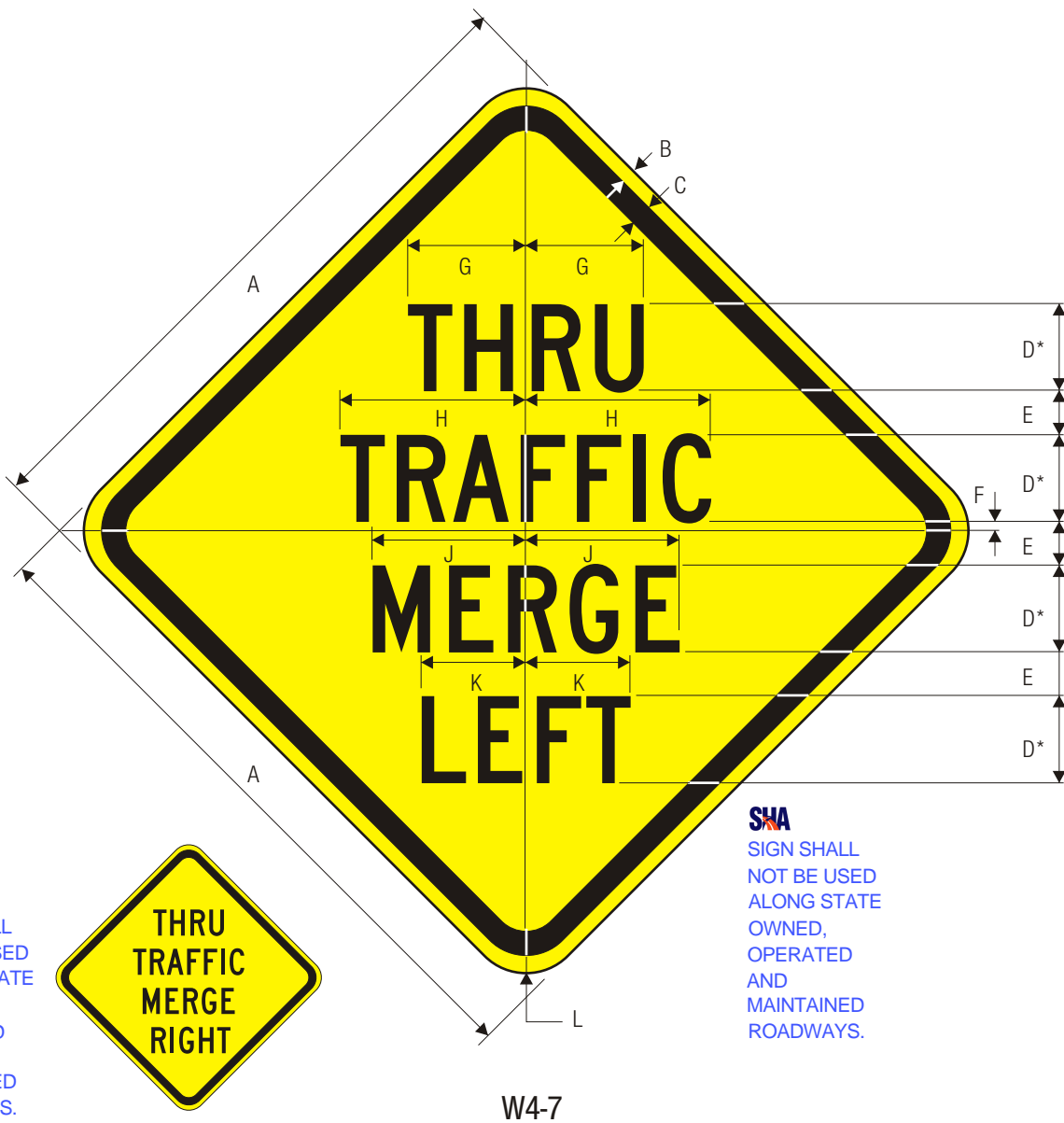
WARNING SIGN COLORS:

LEGEND — BLACK  
 SHWA BACKGROUND — FLUORESCENT YELLOW (RETROREFLECTIVE)

TTC SIGN COLORS:

LEGEND — BLACK  
 SHWA BACKGROUND — FLUORESCENT ORANGE (RETROREFLECTIVE)

SHWA REFERENCES  
 MdMUTCD SECTION - 2C.32



W4-7

W4-7  
THRU TRAFFIC MERGE LEFT

**SHA**  
SIGN SHALL  
NOT BE USED  
ALONG STATE  
OWNED,  
OPERATED  
AND  
MAINTAINED  
ROADWAYS.

**SHA**  
SIGN SHALL  
NOT BE USED  
ALONG STATE  
OWNED,  
OPERATED  
AND  
MAINTAINED  
ROADWAYS.

\*Series 2000 Standard Alphabets.

A	B	C	D	E	F	G	H	J	K	L
30	.5	.75	4 C	2	.480	5.424	8.526	7.045	4.803	1.875
36	.625	.875	5 C	2.401	.560	6.765	10.648	8.826	6	2.25
48	.75	1.25	6 C	3	.720	8.126	12.789	10.588	7.205	3
60	.75	1.25	8 C	4	.960	10.828	17.032	14.110	9.607	3

WARNING SIGN COLORS:

LEGEND — BLACK  
BACKGROUND — YELLOW (RETROREFLECTIVE)

TTC SIGN COLORS:

LEGEND — BLACK  
BACKGROUND — ORANGE (RETROREFLECTIVE)





W5-1  
ROAD NARROWS

**C**

A	B	C	D	E	F	G	H	J	K	L
30	.5	.75	5 D	3	1.75	7.875	8.625	14.75	15.125	1.875
36	.625	.875	6 D	3.5	2	9.5	10.313	17.625	18.25	2.25
48	.75	1.25	8 D	4	3	12.688	13.75	23.5	24.375	3

WARNING SIGN COLORS:

LEGEND — BLACK

**SHA** BACKGROUND— FLUORESCENT YELLOW (RETROREFLECTIVE)

TTC SIGN COLORS:

LEGEND — BLACK

**SHA** BACKGROUND— FLUORESCENT ORANGE (RETROREFLECTIVE)

**SHA** REFERENCES

MdMUTCD SECTION - 2C.15



**SHA** SIGN SHALL NOT BE USED ALONG STATE OWNED, OPERATED AND MAINTAINED ROADWAYS.

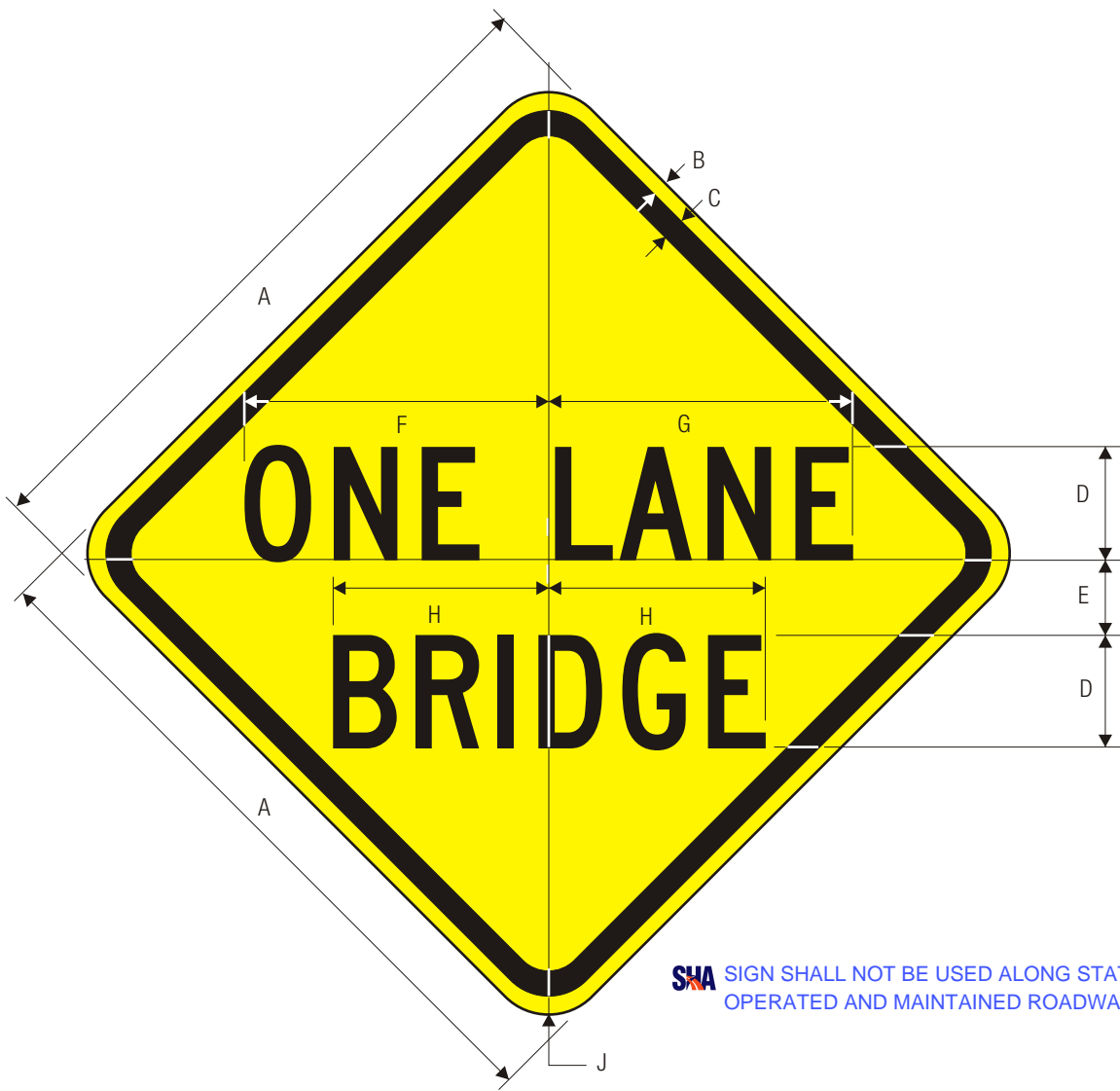
**W5-2**  
NARROW BRIDGE

\*Reduce spacing 20%.

	A	B	C	D	E	F	G	H	J
	24	.375	.625	4 D	.25	2	10.438	8.75	1.5
	30	.5	.75	5 D	.5	2.5	13.063	10.875	1.875
<b>C</b>	36	.625	.875	6 D	.75	3	15.688	13.063	2.25
	48	.75	1.25	8 D	.5	4	20.875	17.375	3

**WARNING SIGN COLORS:**  
**LEGEND** — BLACK  
**BACKGROUND**— YELLOW (RETROREFLECTIVE)

**TTC SIGN COLORS:**  
**LEGEND** — BLACK  
**BACKGROUND**— ORANGE (RETROREFLECTIVE)



**SHA** SIGN SHALL NOT BE USED ALONG STATE OWNED, OPERATED AND MAINTAINED ROADWAYS.

W5-3

ONE LANE BRIDGE

	A	B	C	D	E	F	G	H	J
	24	.375	.625	4 C	2.5	10.625	10.625	7.688	1.5
	30	.5	.75	5 C	3.25	13.313	12.688	9.125	1.875
<b>C</b>	36	.625	.875	6 C	4	16	15.25	11.5	2.25
	48	.75	1.25	8 C	5	21.25	20.25	15.375	3

WARNING SIGN COLORS:  
 LEGEND — BLACK  
 BACKGROUND— YELLOW (RETROREFLECTIVE)

TTC SIGN COLORS:  
 LEGEND — BLACK  
 BACKGROUND— ORANGE (RETROREFLECTIVE)



SIGN SIZE	DIMENSIONS (INCHES)						
	A	B	C	D	E	F	G
MIN	24	3/8	5/8	4C	2	3	1-1/2
STD	30	1/2	3/4	5C	2-1/2	4	1-7/8
EXPWY	36	5/8	7/8	6C	3	5	2-1/4
FWY	48	3/4	1-1/4	8C	4	7	3

REFERENCES

MdMUTCD SECTION - 2C.17, 5C.06

COLORS

FOR USE AS WARNING SIGNS

LEGEND - BLACK  
BACKGROUND - FLUORESCENT YELLOW

FOR USE AS WORK AREA SIGNS

LEGEND - BLACK  
BACKGROUND - FLUORESCENT ORANGE

APPROVED Tom Hicks (signature on file)  
DIRECTOR - OFFICE OF TRAFFIC AND SAFETY

**Maryland Department of Transportation**  
**STATE HIGHWAY ADMINISTRATION**  
MARYLAND STANDARD HIGHWAY SIGNS



APPROVAL • SHA REVISIONS	APPROVAL • FEDERAL HIGHWAY ADMINISTRATION
APPROVAL <b>03/02/2009</b>	APPROVAL
REVISED	REVISED
REVISED	REVISED
REVISED	REVISED

**ONE LANE BRIDGE**

**SIGN NUMBER**

**W5-3(2)**



W5-4

RAMP NARROWS

	A	B	C	D	E	F	G	H	J
	30	.5	.75	5 D	2.722	1.080	8.626	14.951	1.875
<b>C</b>	36	.625	.875	6 D	3.122	1.280	10.367	17.933	2.25
	48	.75	1.25	8 D	5.884	1.681	13.890	24.058	3

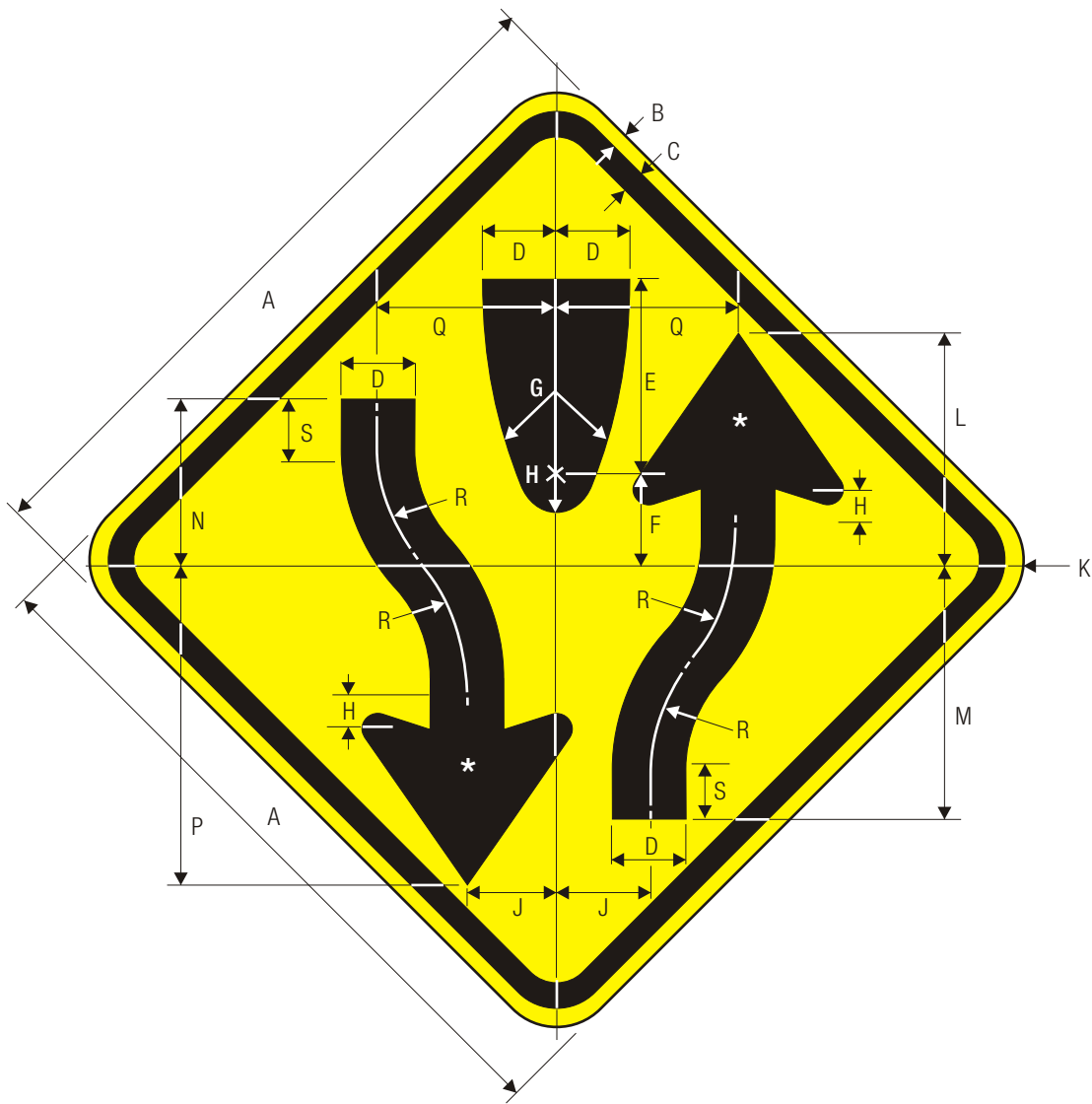
WARNING SIGN COLORS:

LEGEND — BLACK  
 SHAW BACKGROUND — FLUORESCENT YELLOW (RETROREFLECTIVE)

TTC SIGN COLORS:

LEGEND — BLACK  
 SHAW BACKGROUND — FLUORESCENT ORANGE (RETROREFLECTIVE)

SHAW REFERENCES  
 MdMUTCD SECTION - NONE



W6-1

DIVIDED HIGHWAY

**SHA** \* FOR ARROWHEAD DIMENSIONS REFER TO STANDARD ARROW DETAILS IN APPENDIX-ARROWS SECTION FROM FHWA'S STANDARD HIGHWAY SIGNS BOOK-APPENDIX SECTION.

A	B	C	D	E	F	G	H	J	K	L	M
30	.5	.75	3.313	8.313	4.125	25	1.688	4.125	1.875	10	11.625
36	.625	.875	4	10	5	30	2	5	2.25	12	14
48	.75	1.25	5.25	13.125	6.563	39.313	2.625	6.563	3	16	18.688

N	P	Q	R	S
7.938	13.688	7.875	8.313	2.063
9.5	16.5	9.5	10	2.5
12.688	22	12.438	13.125	3.313

WARNING SIGN COLORS:

SYMBOL — BLACK

**SHA** BACKGROUND— FLUORESCENT YELLOW (RETROREFLECTIVE)

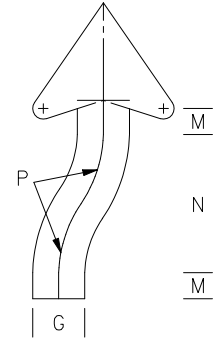
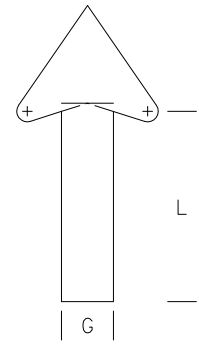
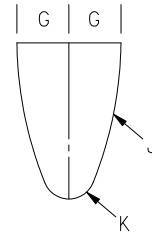
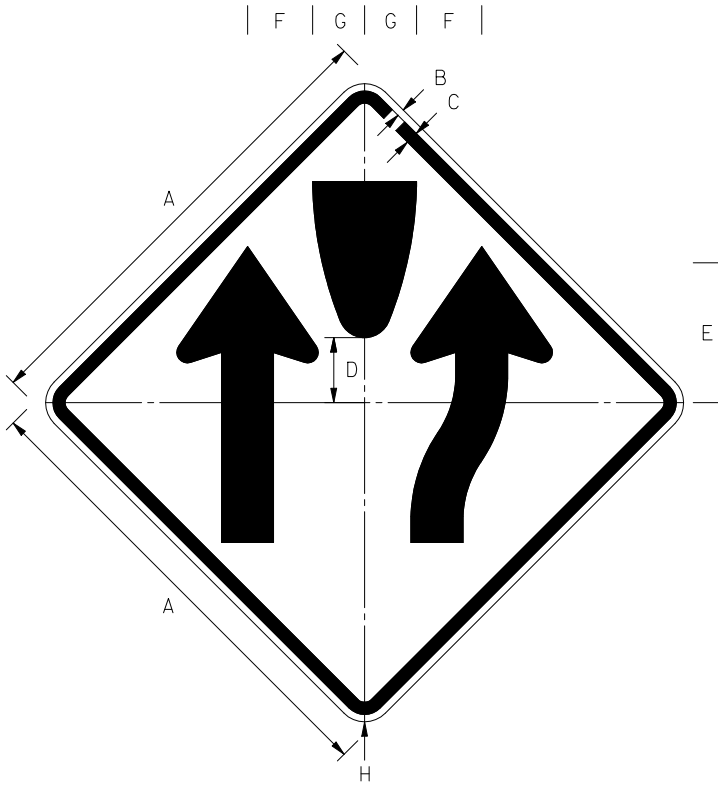
TTC SIGN COLORS:

SYMBOL — BLACK

**SHA** BACKGROUND— FLUORESCENT ORANGE (RETROREFLECTIVE)

**SHA** REFERENCES

MdMUTCD SECTION - 2C.18



NOTE: FOR ARROWHEAD DIMENSIONS REFER TO ARROWDET-1.

SIGN SIZE	DIMENSIONS (INCHES)						
	A	B	C	D	E	F	G
STD	36	5/8	7/8	5	10-3/4	5	4
SPECIAL	48	3/4	1-1/4	6-9/16	14-3/8	6-3/4	5-1/4

SIGN SIZE	DIMENSIONS (INCHES)						
	H	J	K	L	M	N	P
STD	2-1/4	30	2	14-5/8	2	10-5/8	10
SPECIAL	3	39-5/16	2-5/8	19-3/4	2-1/2	14-3/4	12

REFERENCES

MdMUTCD SECTION - 6F.46

COLORS

LEGEND - BLACK

BACKGROUND - FLUORESCENT ORANGE

APPROVED Tom Hicks (signature on file)  
DIRECTOR - OFFICE OF TRAFFIC AND SAFETY

**Maryland Department of Transportation**  
**STATE HIGHWAY ADMINISTRATION**  
MARYLAND STANDARD HIGHWAY SIGNS

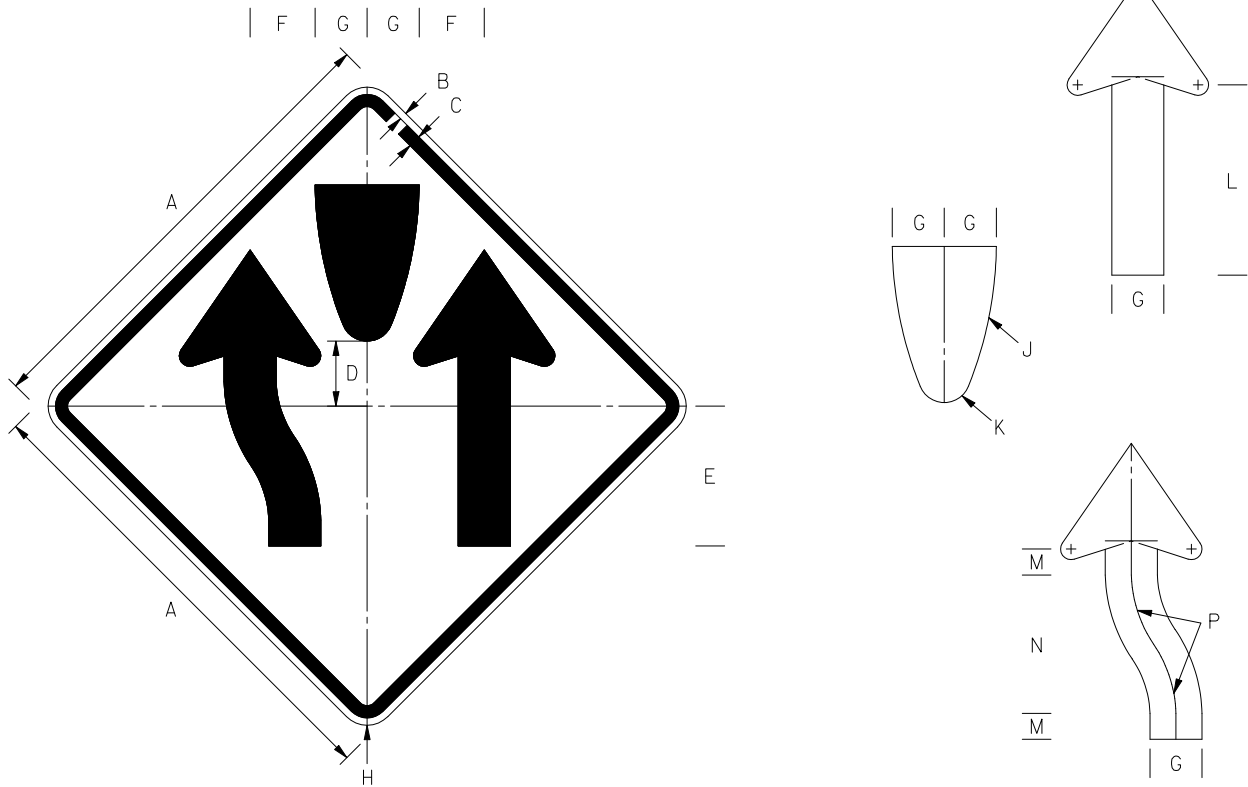
**DIVIDED HIGHWAY-REVERSE CURVE ON RIGHT**



APPROVAL • SHA REVISIONS	APPROVAL • FEDERAL HIGHWAY ADMINISTRATION
APPROVAL <b>03/02/2009</b>	APPROVAL
REVISED	REVISED
REVISED	REVISED
REVISED	REVISED

**SIGN NUMBER**

**W6-1(1)**



NOTE: FOR ARROWHEAD DIMENSIONS REFER TO ARROWDET-1.

SIGN SIZE	DIMENSIONS (INCHES)						
	A	B	C	D	E	F	G
STD	36	5/8	7/8	5	10-3/4	5	4
SPECIAL	48	3/4	1-1/4	6-9/16	14-3/8	6-3/4	5-1/4

SIGN SIZE	DIMENSIONS (INCHES)						
	H	J	K	L	M	N	P
STD	2-1/4	30	2	14-5/8	2	10-5/8	10
SPECIAL	3	39-5/16	2-5/8	19-3/4	2-1/2	14-3/4	12

REFERENCES

MdMUTCD SECTION - 6F.46

COLORS

LEGEND - BLACK

BACKGROUND - FLUORESCENT ORANGE

APPROVED Tom Hicks (signature on file)  
DIRECTOR - OFFICE OF TRAFFIC AND SAFETY

**Maryland Department of Transportation**  
**STATE HIGHWAY ADMINISTRATION**  
MARYLAND STANDARD HIGHWAY SIGNS

**DIVIDED HIGHWAY-REVERSE CURVE ON LEFT**

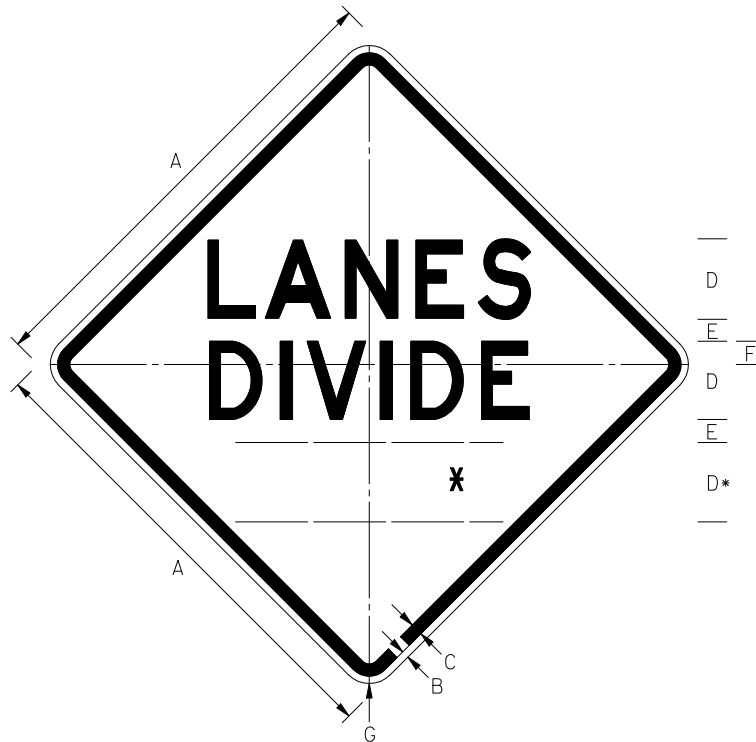


APPROVAL • SHA REVISIONS	APPROVAL • FEDERAL HIGHWAY ADMINISTRATION
APPROVAL <b>03/02/2009</b>	APPROVAL
REVISED	REVISED
REVISED	REVISED
REVISED	REVISED

**SIGN NUMBER**

**W6-1(2)**





\* REFER TO DISTANCE DETAILS IN WORK AREA SECTION FOR LINE 3 MESSAGE AND DIMENSIONS

SIGN SIZE	DIMENSIONS (INCHES)						
	A	B	C	D	E	F	G
MIN	36	5/8	7/8	5D	3-1/2	3-1/4	2-1/4
STD	48	3/4	1-1/4	7D	4-3/4	4-1/2	3
SPECIAL	60	3/4	1-1/4	9D	6	5	3

REFERENCES

MdMUTCD SECTION - 6F.46

COLORS

LEGEND - BLACK

BACKGROUND - FLUORESCENT ORANGE

APPROVED Tom Hicks (signature on file)  
DIRECTOR - OFFICE OF TRAFFIC AND SAFETY

**Maryland Department of Transportation**  
**STATE HIGHWAY ADMINISTRATION**  
MARYLAND STANDARD HIGHWAY SIGNS

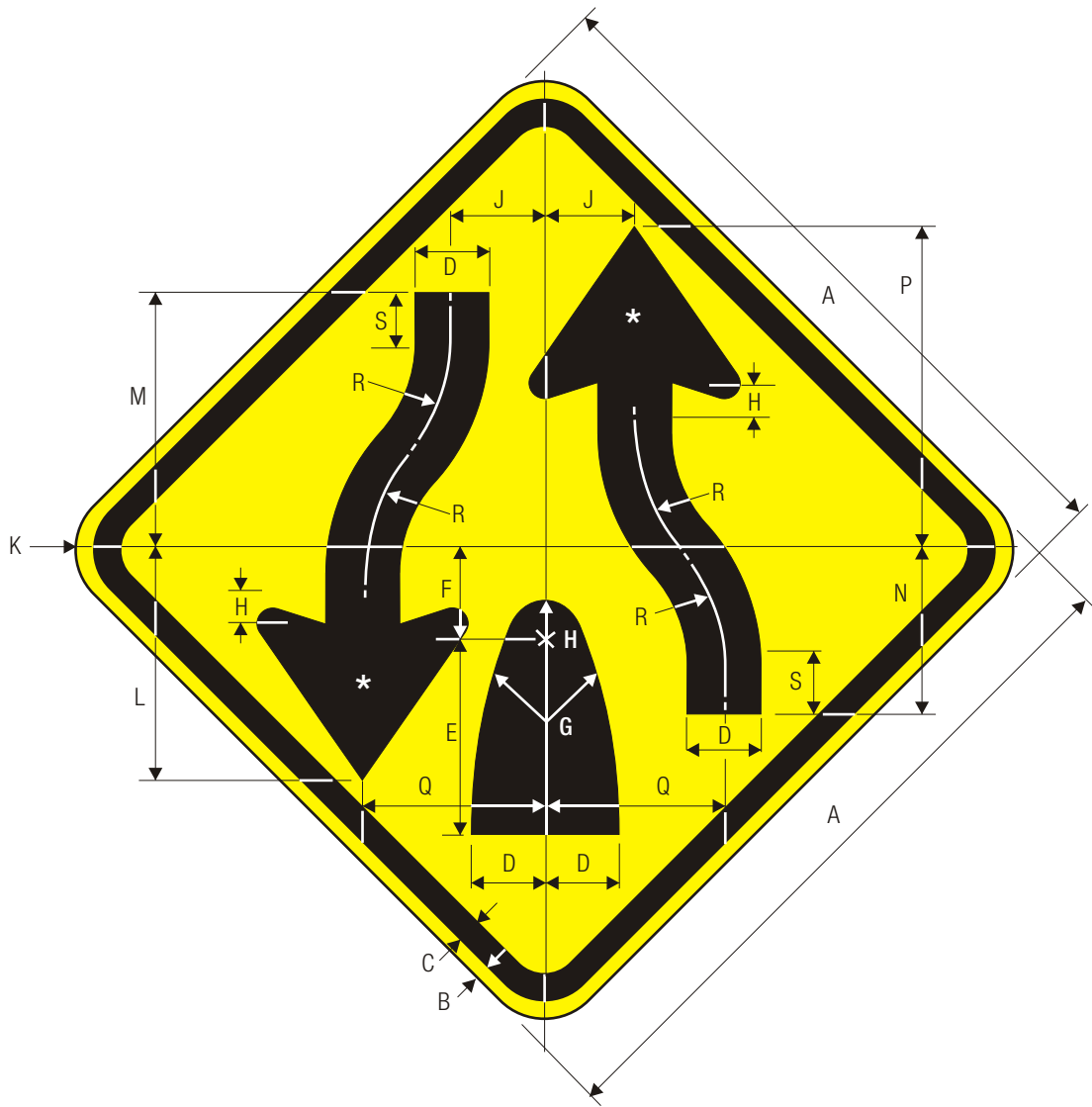


APPROVAL • SHA REVISIONS	APPROVAL • FEDERAL HIGHWAY ADMINISTRATION
APPROVAL <b>03/02/2009</b>	APPROVAL
REVISED	REVISED
REVISED	REVISED
REVISED	REVISED

**LANES DIVIDE** \_\_\_\_\_

**SIGN NUMBER**

**W6-1(3)**



**W6-2**  
DIVIDED HIGHWAY ENDS

**SHA** \* FOR ARROWHEAD DIMENSIONS REFER TO STANDARD ARROW DETAILS IN APPENDIX-ARROWS SECTION FROM FHWA'S STANDARD HIGHWAY SIGNS BOOK-APPENDIX SECTION.

A	B	C	D	E	F	G	H	J	K	L	M
30	.5	.75	3.313	8.313	4.125	25	1.688	4.125	1.875	10	11.875
36	.625	.875	4	10	5	30	2	5	2.25	12	14
48	.75	1.25	5.25	13.125	6.563	39.313	2.625	6.563	3	16	18.688

N	P	Q	R	S
7.938	13.703	7.875	8.313	2.063
9.5	16.5	9.5	10	2.5
12.688	22	12.438	13.125	3.313

WARNING SIGN COLORS:

SYMBOL — BLACK  
**SHA** BACKGROUND — FLUORESCENT YELLOW (RETROREFLECTIVE)

TTC SIGN COLORS:

SYMBOL — BLACK  
**SHA** BACKGROUND — FLUORESCENT ORANGE (RETROREFLECTIVE)

**SHA** REFERENCES

MdMUTCD SECTION - 2C.19, 2C.34



W6-2a

DIVIDED HIGHWAY ENDS

\*Series 2000 Standard Alphabets.

	A	B	C	D	E	F	G	H	J	K
	30	.5	.75	5 C	2.481	.760	10.367	11.808	6.805	1.875
<b>C</b>	36	.625	.875	6 C	3	.880	12.449	14.170	8.166	2.25
	48	.75	1.25	8 C	4	.960	16.592	18.894	10.888	3

WARNING SIGN COLORS:

LEGEND — BLACK  
 BACKGROUND — YELLOW (RETROREFLECTIVE)

TTC SIGN COLORS:

LEGEND — BLACK  
 BACKGROUND — ORANGE (RETROREFLECTIVE)



W6-2b

DIVIDED ROAD ENDS

\*Series 2000 Standard Alphabets.

A	B	C	D	E	F	G	H	J	K
24	.375	.625	4 C	2	.400	8.286	5.505	5.444	1.5
30	.5	.75	5 C	2.481	.760	10.367	6.885	6.805	1.875
36	.625	.875	6 C	3	.880	12.449	8.266	8.166	2.25
48	.75	1.25	8 C	4	.960	16.592	11	10.888	3

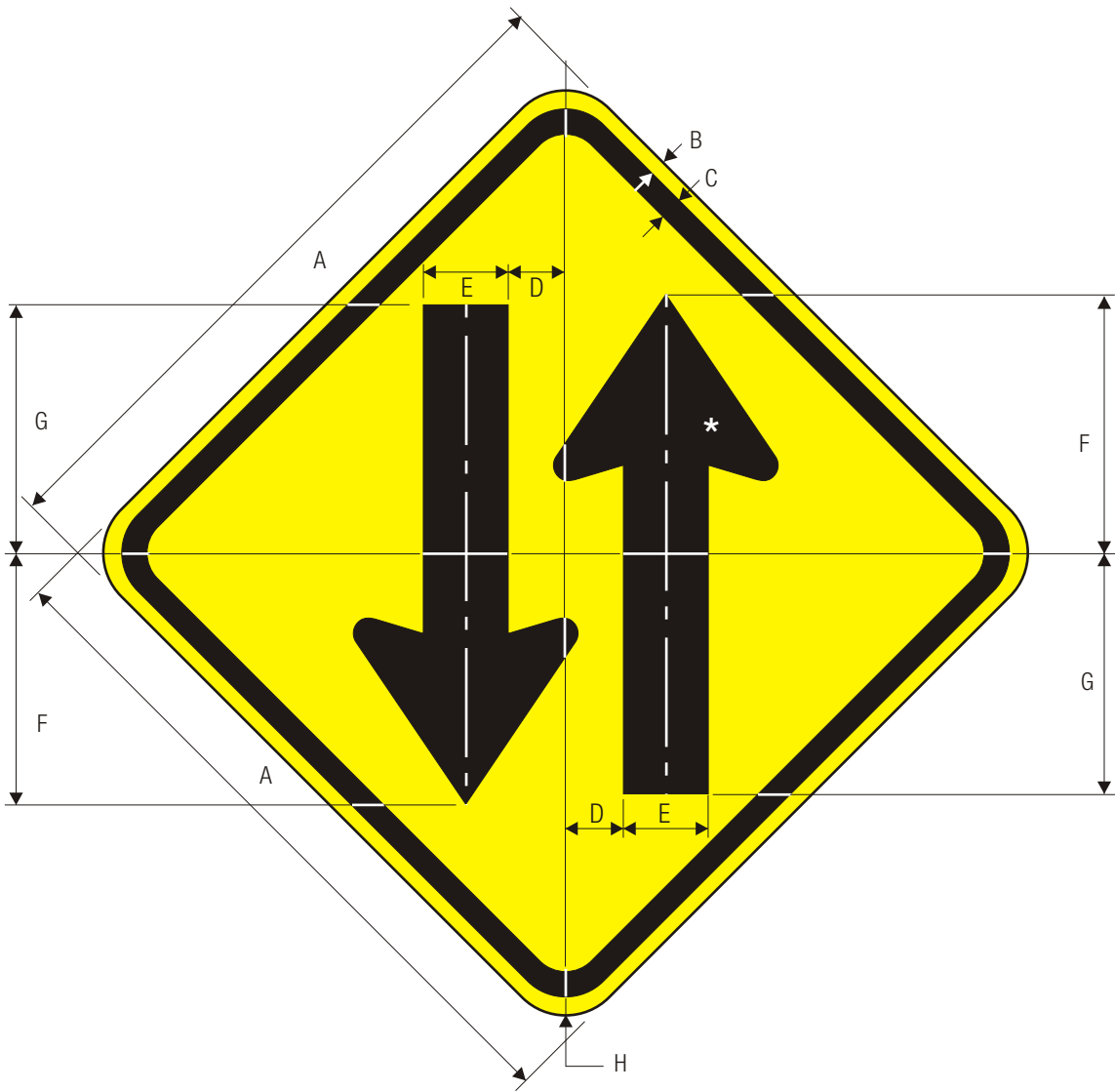
**C**

WARNING SIGN COLORS:

LEGEND — BLACK  
 BACKGROUND — YELLOW (RETROREFLECTIVE)

TTC SIGN COLORS:

LEGEND — BLACK  
 BACKGROUND — ORANGE (RETROREFLECTIVE)



W6-3

TWO WAY TRAFFIC

**SHA** \* FOR ARROWHEAD DIMENSIONS REFER TO STANDARD ARROW DETAILS IN APPENDIX-ARROWS SECTION FROM FHWA'S STANDARD HIGHWAY SIGNS BOOK-APPENDIX SECTION.

	A	B	C	D	E	F	G	H
	30	.5	.75	2.438	3.75	11.25	10.625	1.875
<b>C</b>	36	.625	.875	2.938	4.25	13.5	12.75	2.25
	48	.75	1.25	3.875	6	18	17	3

WARNING SIGN COLORS:

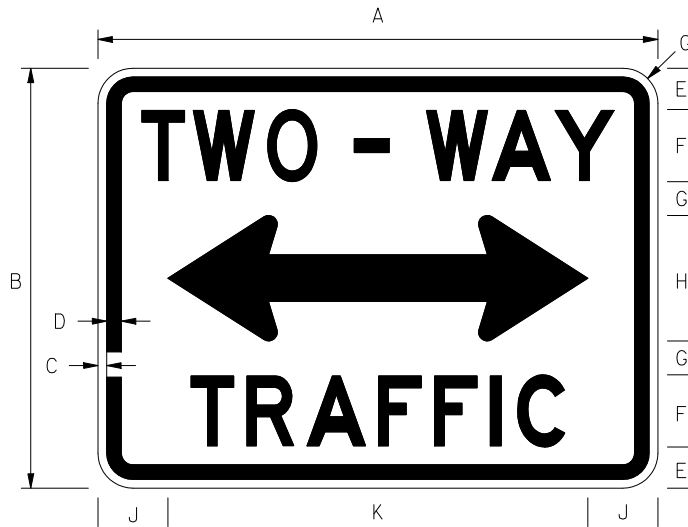
SYMBOL — BLACK  
**SHA** BACKGROUND — FLUORESCENT YELLOW (RETROREFLECTIVE)

TTC SIGN COLORS:

SYMBOL — BLACK  
**SHA** BACKGROUND — FLUORESCENT ORANGE (RETROREFLECTIVE)

**SHA** REFERENCES

MdMUTCD SECTION - 2C.19, 2C.34



NOTE: FOR ARROWHEAD DIMENSIONS REFER TO STANDARD ARROW DETAILS IN APPENDIX-ARROWS SECTION FROM FHWA STANDARD HIGHWAY SIGNS BOOK-APPENDIX. SECTION.

SIGN SIZE	DIMENSIONS (INCHES)									
	A	B	C	D	E	F	G	H	J	K
STD	24	18	3/8	5/8	1-13/16	3D	1-1/2	5-3/8	3	18

REFERENCES

MdMUTCD SECTION - 6F.46

COLORS

LEGEND - BLACK

BACKGROUND - WHITE

APPROVED Tom Hicks (signature on file)  
DIRECTOR - OFFICE OF TRAFFIC AND SAFETY

**Maryland Department of Transportation**  
**STATE HIGHWAY ADMINISTRATION**  
MARYLAND STANDARD HIGHWAY SIGNS

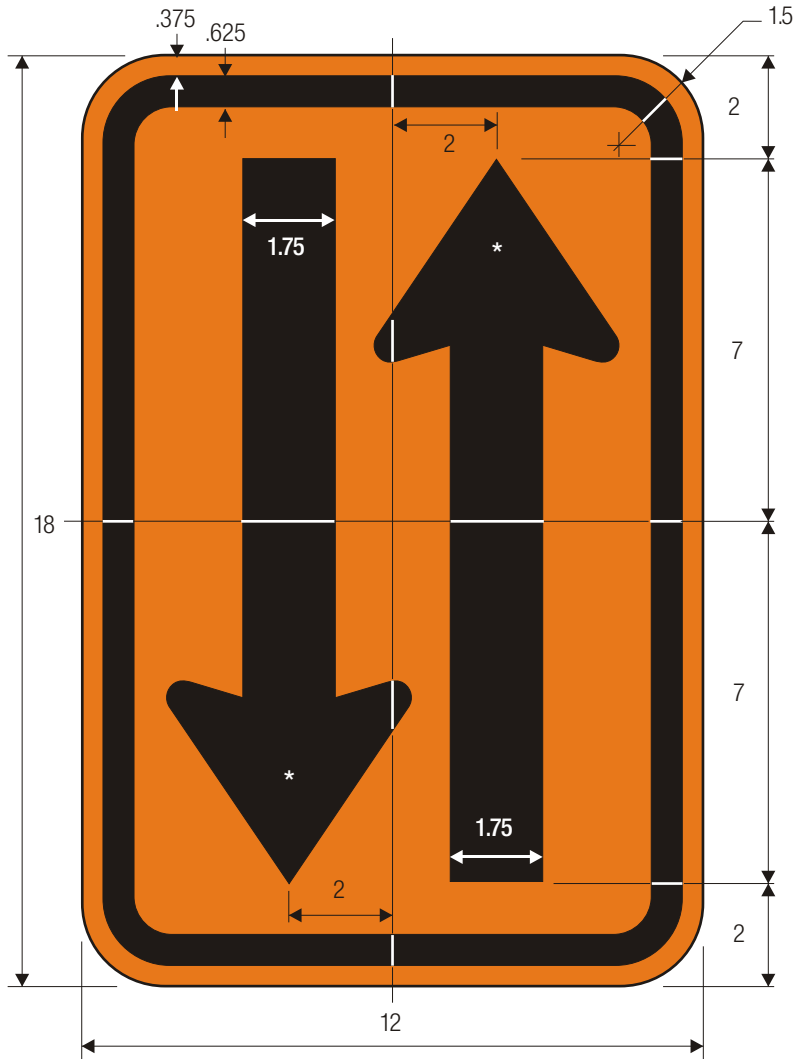


APPROVAL • SHA REVISIONS	APPROVAL • FEDERAL HIGHWAY ADMINISTRATION
APPROVAL <b>03/02/2009</b>	APPROVAL
REVISED	REVISED
REVISED	REVISED
REVISED	REVISED

**TWO WAY TRAFFIC**

**SIGN NUMBER**

**W6-4(1)**



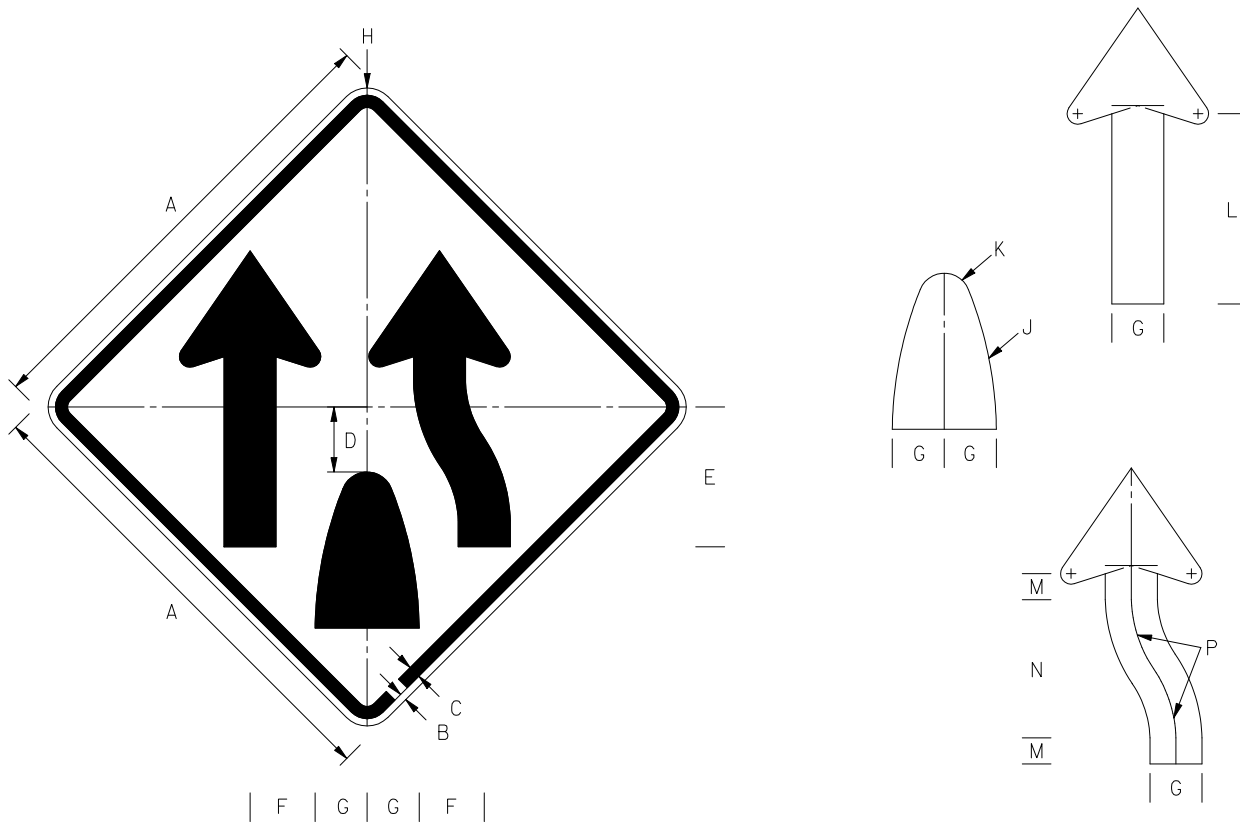
W6-4

TWO WAY TRAFFIC

**SHA** \* FOR ARROWHEAD DIMENSIONS REFER TO STANDARD ARROW DETAILS IN APPENDIX-ARROWS SECTION FROM FHWA'S STANDARD HIGHWAY SIGNS BOOK-APPENDIX SECTION.

**SHA** REFERENCES  
MdMUTCD SECTION - 6F.70

TTC SIGN COLORS:  
SYMBOL — BLACK  
**SHA** BACKGROUND—FLUORESCENT ORANGE (RETROREFLECTIVE)



NOTE: FOR ARROWHEAD DIMENSIONS REFER TO ARROWDET-1.

SIGN SIZE	DIMENSIONS (INCHES)						
	A	B	C	D	E	F	G
STD	36	5/8	7/8	5	10-3/4	5	4
SPECIAL	48	3/4	1-1/4	6-9/16	14-3/8	6-3/4	5-1/4

SIGN SIZE	DIMENSIONS (INCHES)						
	H	J	K	L	M	N	P
STD	2-1/4	30	2	14-5/8	2	10-5/8	10
SPECIAL	3	39-5/16	2-5/8	19-3/4	2-1/2	14-3/4	12

REFERENCES

MdMUTCD SECTION - 6F.46

COLORS

LEGEND - BLACK  
BACKGROUND - FLUORESCENT ORANGE

APPROVED Tom Hicks (signature on file)  
DIRECTOR - OFFICE OF TRAFFIC AND SAFETY

**Maryland Department of Transportation**  
**STATE HIGHWAY ADMINISTRATION**  
MARYLAND STANDARD HIGHWAY SIGNS  
**DIVIDED HIGHWAY ENDS**  
**REVERSE CURVE ON RIGHT**

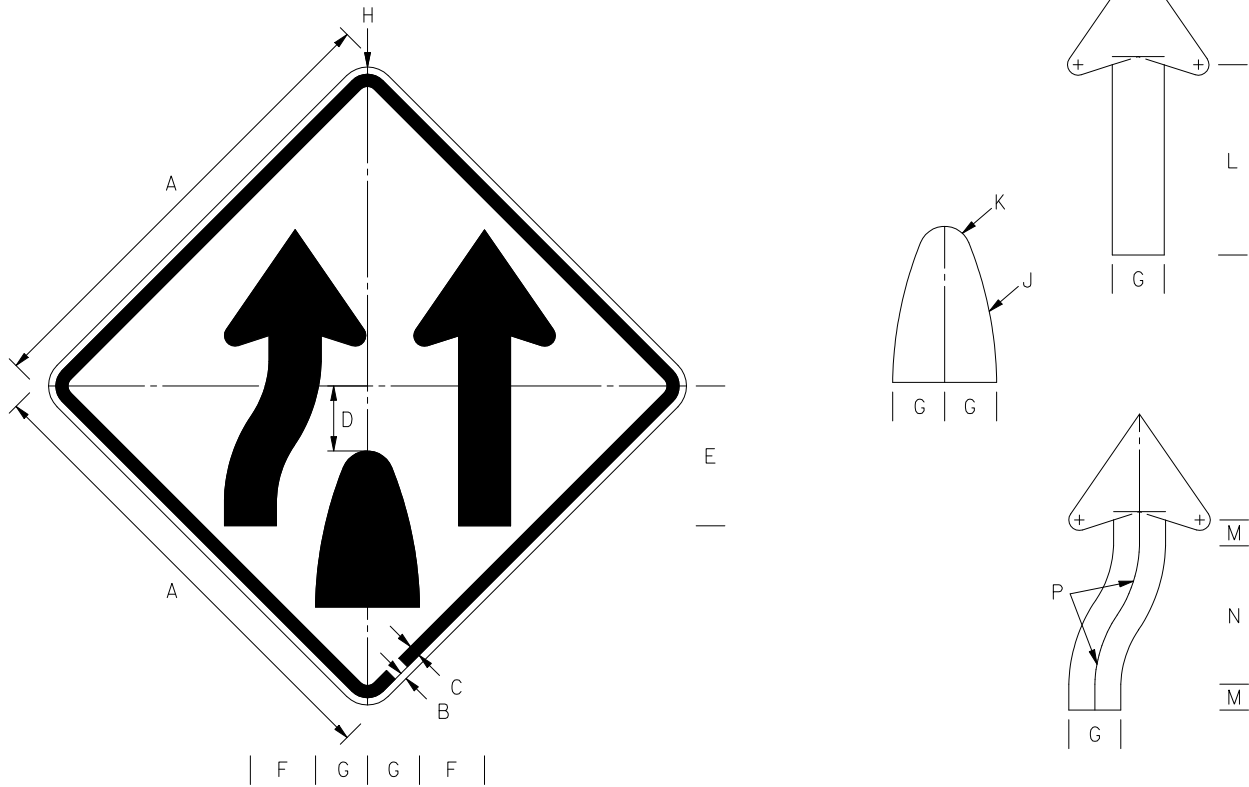


APPROVAL • SHA REVISIONS	APPROVAL • FEDERAL HIGHWAY ADMINISTRATION
APPROVAL <b>03/02/2009</b>	APPROVAL
REVISED	REVISED
REVISED	REVISED
REVISED	REVISED

**SIGN NUMBER**

**W6-6(1)**





NOTE: FOR ARROWHEAD DIMENSIONS REFER TO ARROWDET-1.

SIGN SIZE	DIMENSIONS (INCHES)						
	A	B	C	D	E	F	G
STD	36	5/8	7/8	5	10-3/4	5	4
SPECIAL	48	3/4	1-1/4	6-9/16	14-3/8	6-3/4	5-1/4

SIGN SIZE	DIMENSIONS (INCHES)						
	H	J	K	L	M	N	P
STD	2-1/4	30	2	14-5/8	2	10-5/8	10
SPECIAL	3	39-5/16	2-5/8	19-3/4	2-1/2	14-3/4	12

REFERENCES

MdMUTCD SECTION - 6F.46

COLORS

LEGEND - BLACK

BACKGROUND- FLUORESCENT ORANGE

APPROVED Tom Hicks (signature on file)  
DIRECTOR - OFFICE OF TRAFFIC AND SAFETY

**Maryland Department of Transportation**  
**STATE HIGHWAY ADMINISTRATION**

MARYLAND STANDARD HIGHWAY SIGNS

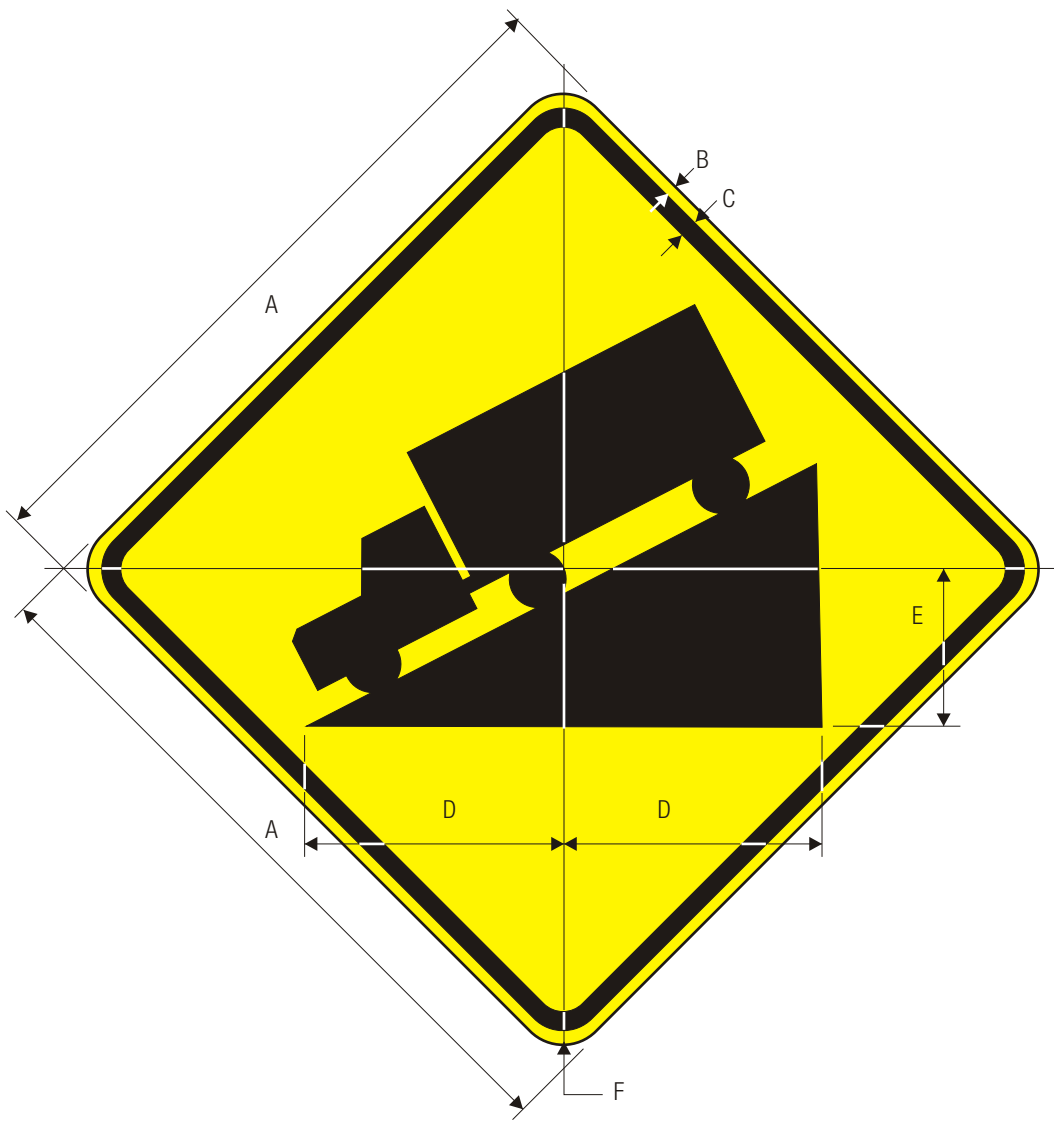
**DIVIDED HIGHWAY ENDS**  
**REVERSE CURVE ON LEFT**



APPROVAL • SHA REVISIONS	APPROVAL • FEDERAL HIGHWAY ADMINISTRATION
APPROVAL <b>03/02/2009</b>	APPROVAL
REVISED	REVISED
REVISED	REVISED
REVISED	REVISED

**SIGN NUMBER**

**W6-6(2)**



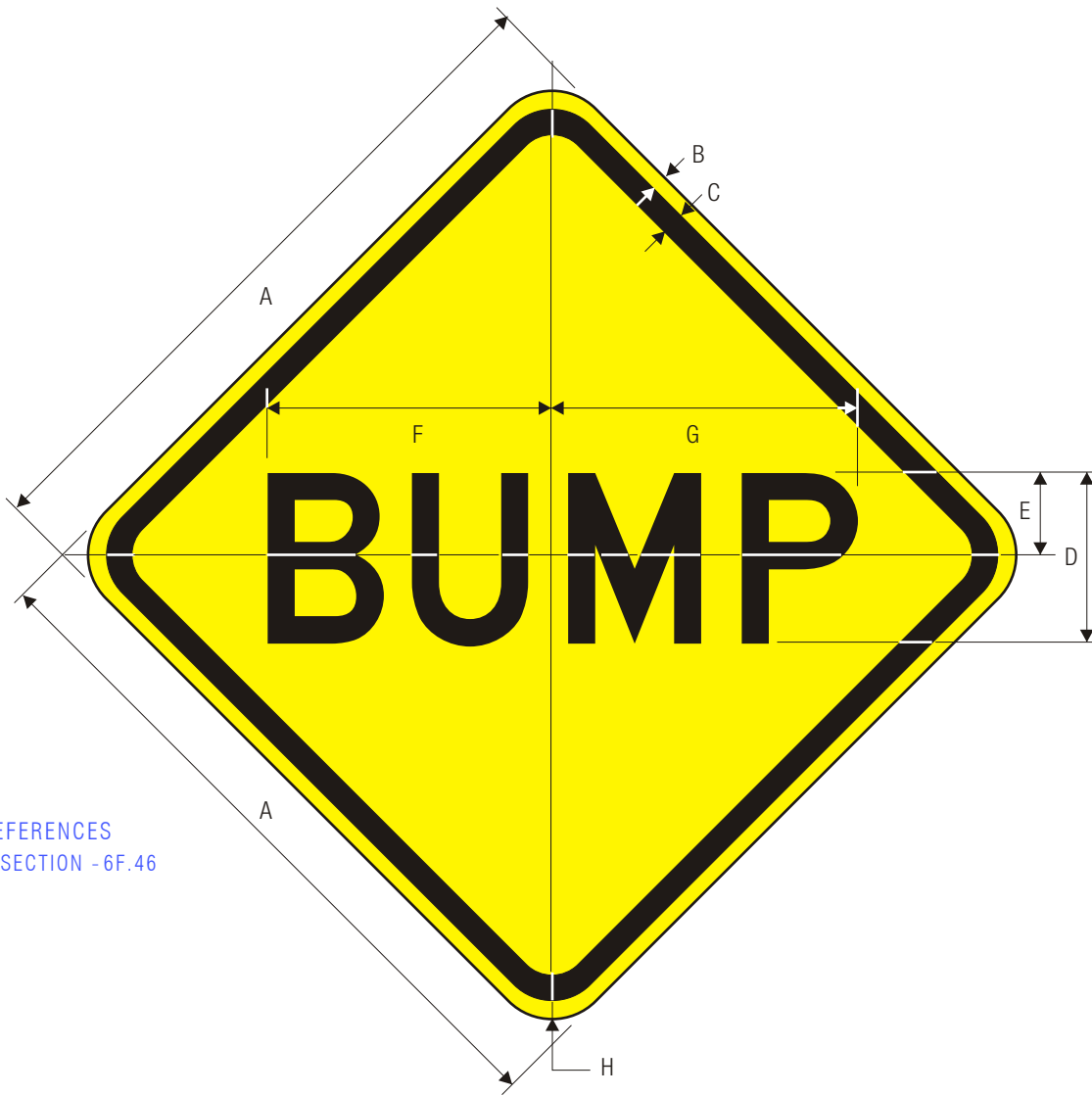
W7-1  
HILL

**SHA** \* FOR ARROWHEAD DIMENSIONS REFER TO STANDARD ARROW  
DETAILS IN APPENDIX-ARROWS SECTION FROM FHWA'S  
STANDARD HIGHWAY SIGNS BOOK-APPENDIX SECTION.

	A	B	C	D	E	F
	24	.375	.625	8.75	6	1.5
<b>C</b>	30	.5	.75	11	7.5	1.875
	36	.625	.875	13.25	9	2.25
	48	.75	1.25	17.5	12	3

WARNING SIGN COLORS:  
SYMBOL — BLACK  
**SHA** BACKGROUND— FLUORESCENT YELLOW  
(RETROREFLECTIVE)

TTC SIGN COLORS:  
SYMBOL — BLACK  
**SHA** BACKGROUND— FLUORESCENT ORANGE (RETROREFLECTIVE)



SHA REFERENCES  
MdMUTCD SECTION - 6F.46

W8-1

BUMP

**C**

A	B	C	D	E	F	G	H
18	.375	.625	4 D	2	6.489	7.341	1.5
24	.375	.625	6 D	3	10.188	10.813	1.5
30	.5	.75	8 D	4	13.625	14.375	1.875
36	.625	.875	10 D	5	16.938	17.938	2.25
48	.75	1.25	12 D	6	20.375	21.625	3

WARNING SIGN COLORS:

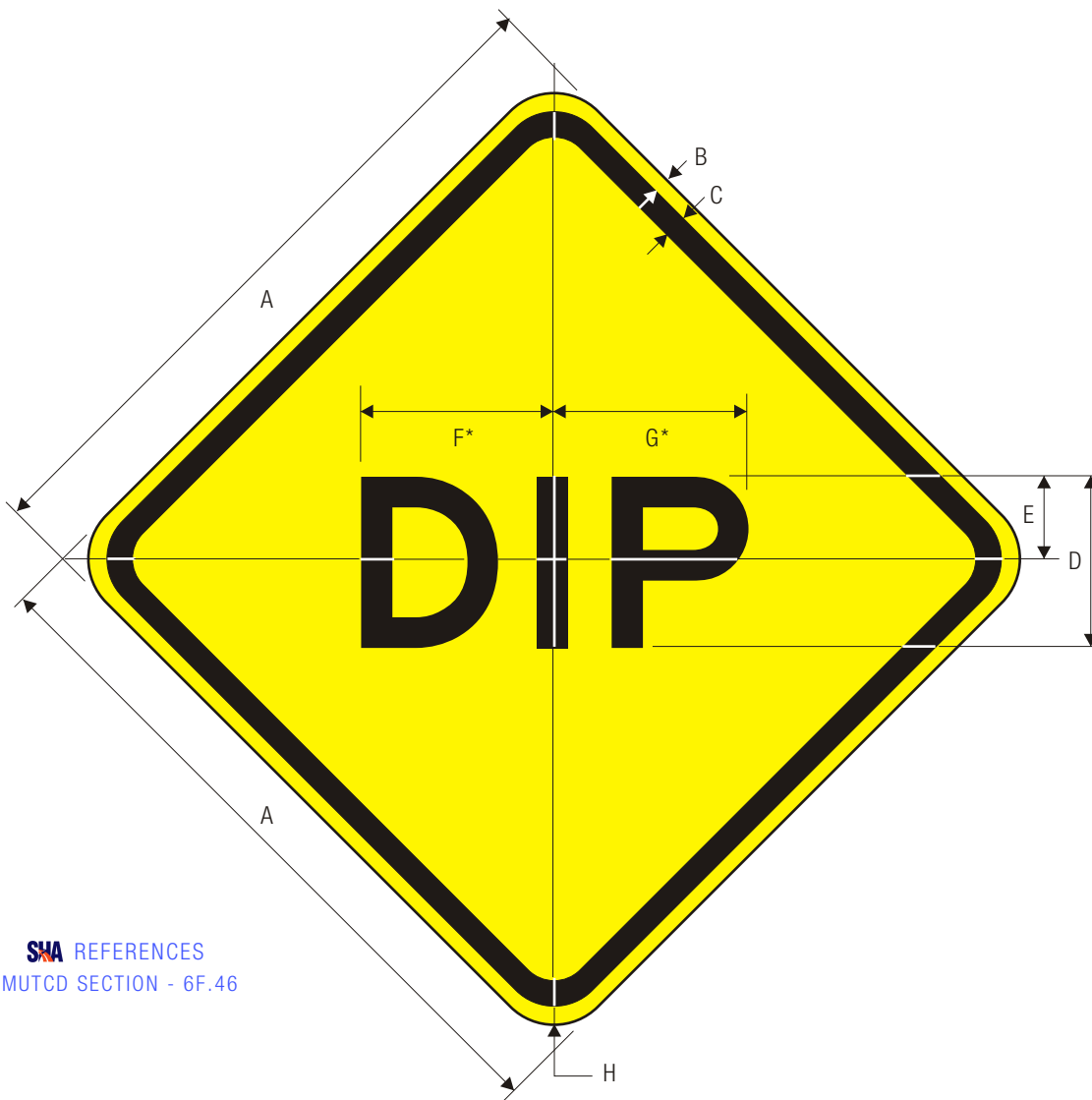
LEGEND — BLACK

BACKGROUND— YELLOW (RETROREFLECTIVE)

TTC SIGN COLORS:

LEGEND — BLACK

BACKGROUND— FLUORESCENT ORANGE (RETROREFLECTIVE)



**SHA** REFERENCES  
MdMUTCD SECTION - 6F.46

W8-2  
DIP

\*Increase spacing 50%

**C**

A	B	C	D	E	F	G	H
18	.375	.625	5 E	2.5	5.813	6.71	1.5
24	.375	.625	6 E	3	7.125	8.125	1.5
30	.5	.75	8 E	4	9.5	10.875	1.875
36	.625	.875	10 E	5	11.875	13.5	2.25
48	.75	1.25	12 E	6	14.25	16.25	3

WARNING SIGN COLORS:

LEGEND — BLACK

BACKGROUND— YELLOW (RETROREFLECTIVE)

TTC SIGN COLORS:

LEGEND — BLACK

BACKGROUND— FLUORESCENT ORANGE (RETROREFLECTIVE)

**SHA** WARNING SIGN COLORS SHALL NOT BE USED ALONG  
STATE OWNED, OPERATED AND MAINTAINED ROADWAYS.



W8-3

PAVEMENT ENDS

	A	B	C	D	E	F	G	H	J	K
	24	.375	.625	4 C	2.5	.5	11.188	5.313	5.438	1.5
<b>C</b>	30	.5	.75	5 C	3	.75	13.938	6.625	6.875	1.875
	36	.625	.875	6 C	3.5	1	16.75	7.875	8.25	2.25

WARNING SIGN COLORS:

LEGEND — BLACK

**SHA** BACKGROUND— FLUORESCENT YELLOW (RETROREFLECTIVE)

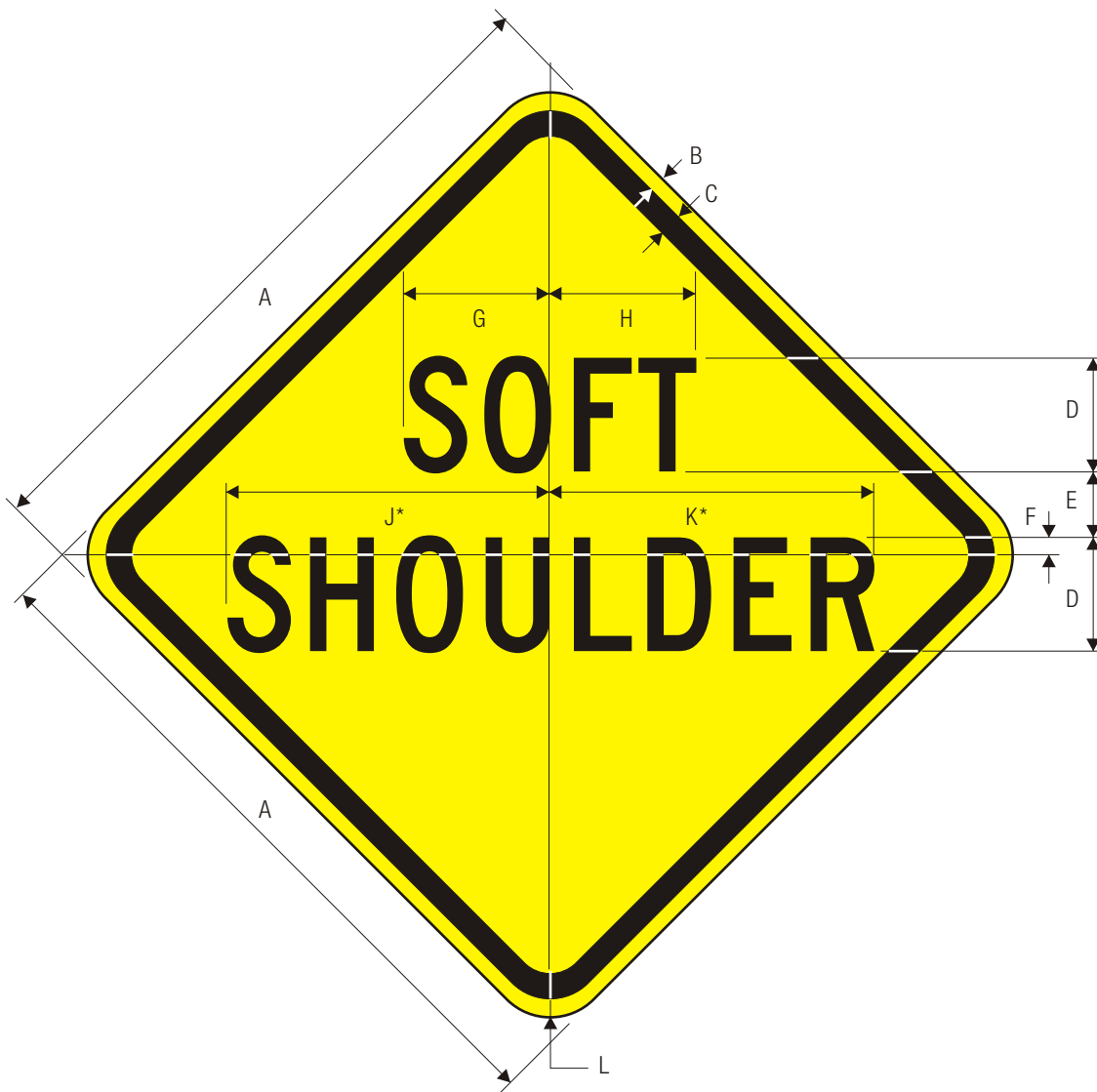
TTC SIGN COLORS:

LEGEND — BLACK

**SHA** BACKGROUND— FLUORESCENT ORANGE (RETROREFLECTIVE)

**SHA** REFERENCES

MdMUTCD SECTION - 2C.25, 5C.08, 9B.16



W8-4

SOFT SHOULDER

\*Reduce spacing 25%.

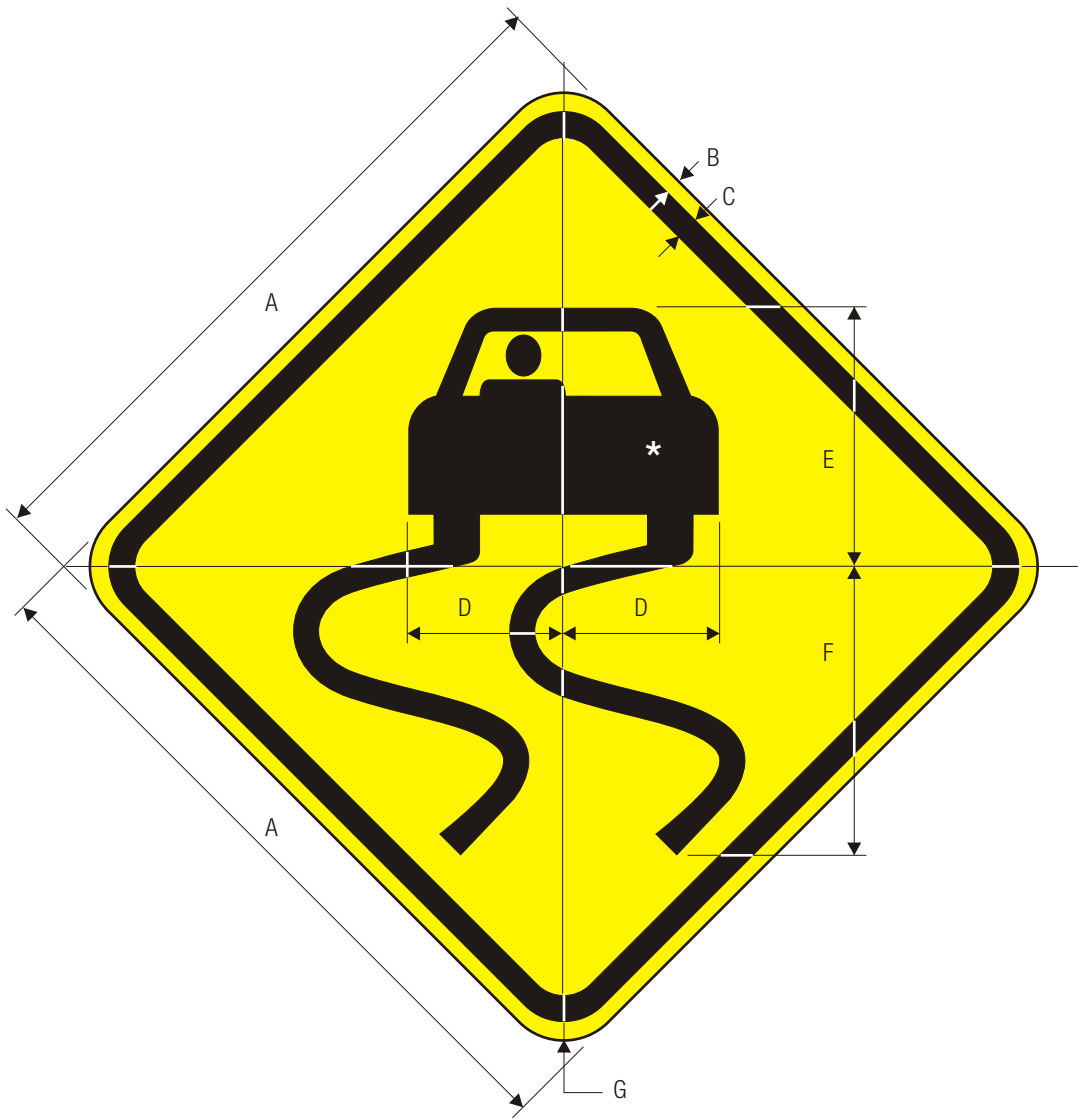
A	B	C	D	E	F	G	H	J	K	L
24	.375	.625	4 C	2.5	.5	5.63	4.938	10.938	10.438	1.5
30	.5	.75	5 C	3	.75	7	6.125	13.688	13.063	1.875
36	.625	.875	6 C	3.5	1	8.375	7.375	16.5	15.75	2.25
48	.75	1.25	8 C	5	1.25	11.125	9.813	21.875	20.875	3

WARNING SIGN COLORS:

LEGEND — BLACK  
 SHA BACKGROUND — FLUORESCENT YELLOW (RETROREFLECTIVE)

TTC SIGN COLORS:

LEGEND — BLACK  
 SHA BACKGROUND — FLUORESCENT ORANGE (RETROREFLECTIVE)



**W8-5**  
SLIPPERY WHEN WET

**SHA** FOR SYMBOL DESIGN REFER TO THE APPENDIX-GRID SECTION FROM FHWA'S STANDARD HIGHWAY SIGNS BOOK - APPENDIX SECTION

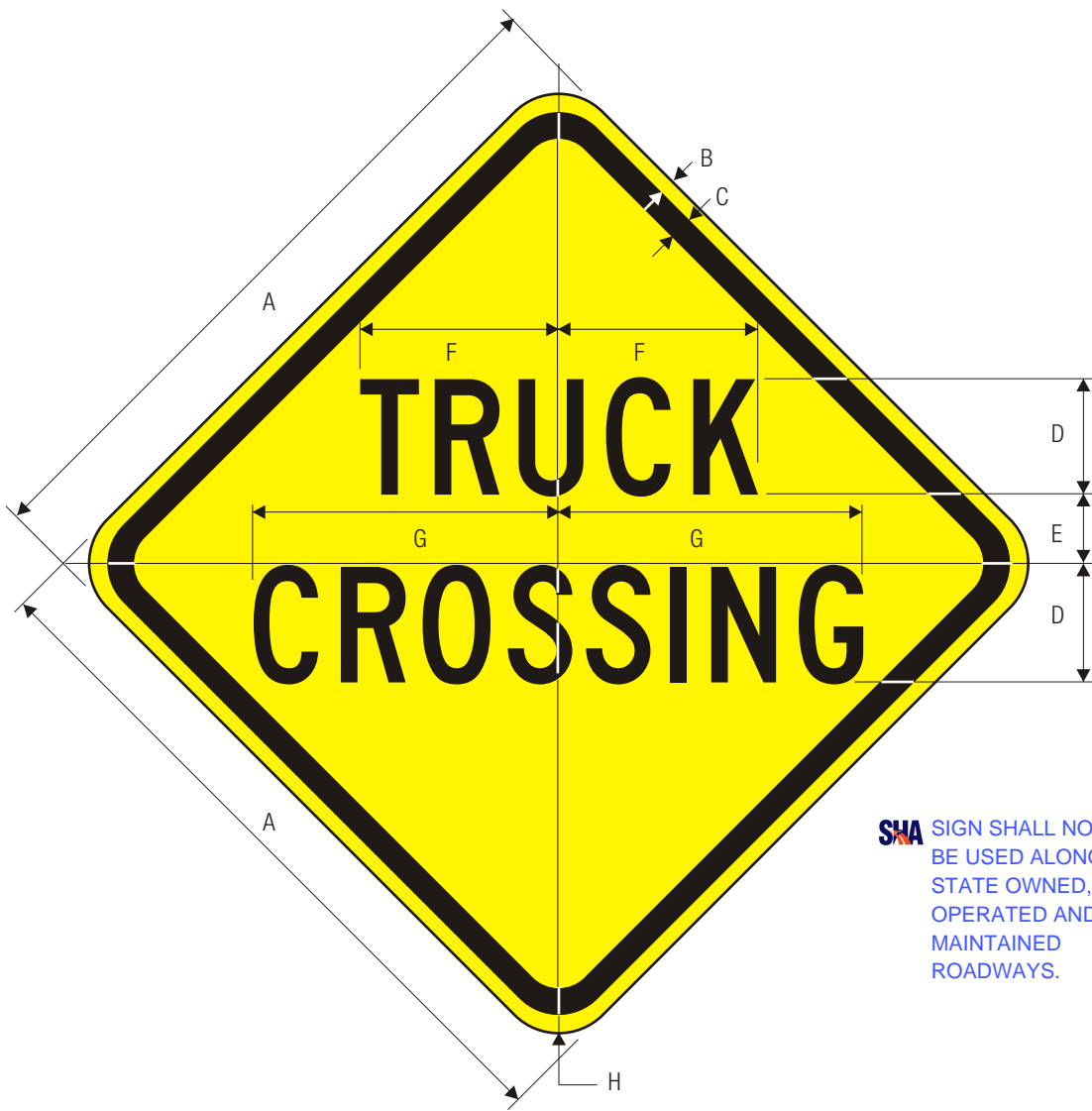
	A	B	C	D	E	F	G
	24	.375	.625	6.313	8.688	9.875	1.5
<b>C</b>	30	.5	.75	8	11	12.5	1.875
	36	.625	.875	9.5	13	14.813	2.25
	48	.75	1.25	12.625	17.375	19.75	3

**WARNING SIGN COLORS:**

SYMBOL — BLACK  
**SHA** BACKGROUND — FLUORESCENT YELLOW (RETROREFLECTIVE)

**TTC SIGN COLORS:**

SYMBOL — BLACK  
**SHA** BACKGROUND — FLUORESCENT ORANGE (RETROREFLECTIVE)



**SHA** SIGN SHALL NOT BE USED ALONG STATE OWNED, OPERATED AND MAINTAINED ROADWAYS.

W8-6

TRUCK CROSSING

**C**

A	B	C	D	E	F	G	H
24	.375	.625	4 C	2.5	6.875	10.625	1.5
30	.5	.75	5 C	3	8.625	13.313	1.875
36	.625	.875	6 C	3.5	10.313	15.938	2.25
48	.75	1.25	8 C	5	13.75	21.25	3

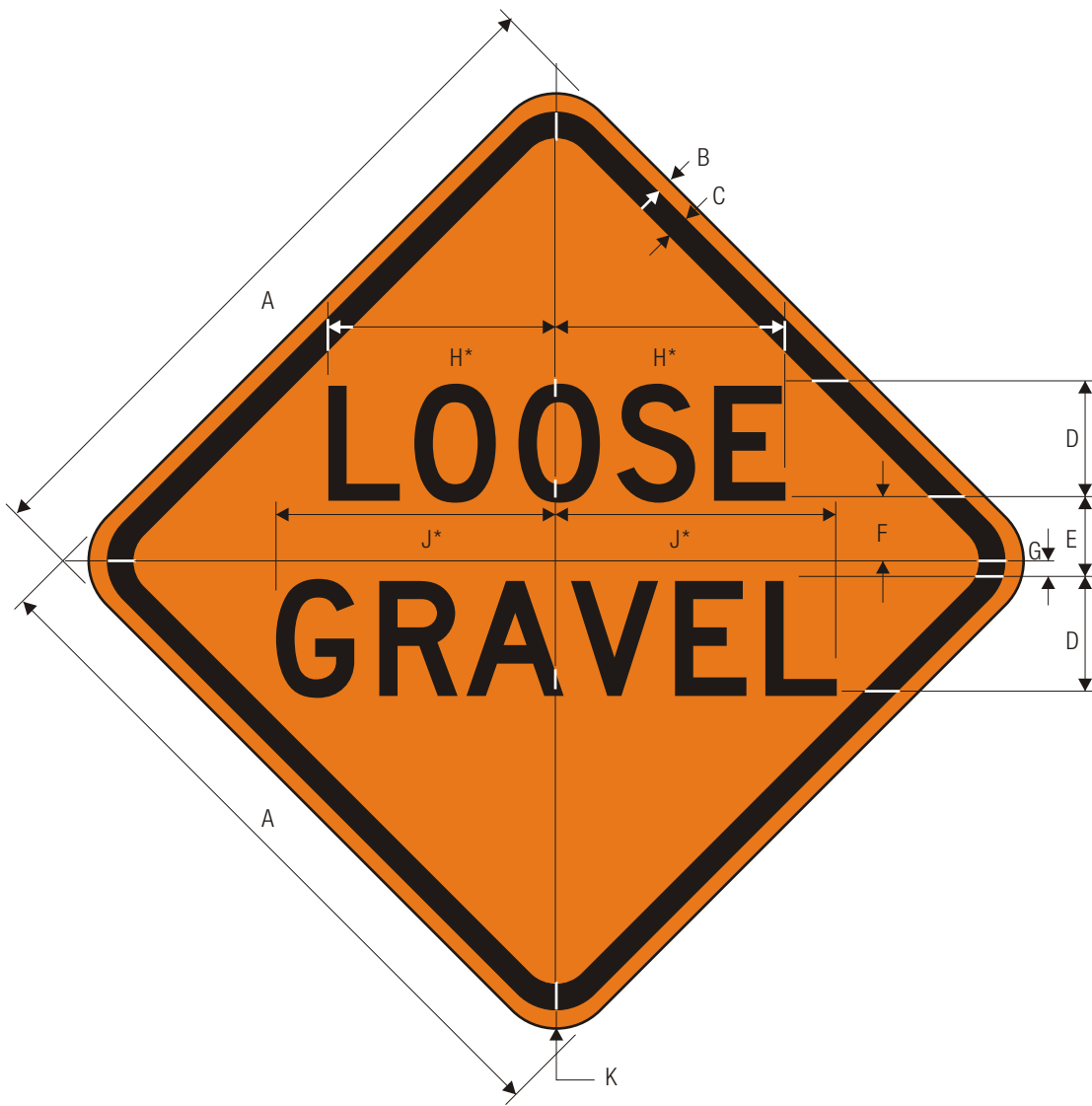
WARNING SIGN COLORS:

LEGEND — BLACK  
 BACKGROUND — YELLOW (RETROREFLECTIVE)

TTC SIGN COLORS:

LEGEND — BLACK  
 BACKGROUND — ORANGE (RETROREFLECTIVE)





W8-7

LOOSE GRAVEL

\*Reduce spacing 40%

	A	B	C	D	E	F	G	H	J	K
	24	.375	.625	4 D	2.75	2.25	.5	7.563	9.313	1.5
<b>C</b>	30	.5	.75	5 D	3.438	2.813	.625	9.438	11.688	1.875
	36	.625	.875	6 D	4.125	3.375	.75	11.313	14	2.25
	48	.75	1.25	8 D	5.5	4.5	1	15.125	18.688	3

WARNING SIGN COLORS:

LEGEND — BLACK  
**SHA** BACKGROUND — FLUORESCENT YELLOW (RETROREFLECTIVE)

TTC SIGN COLORS:

LEGEND — BLACK  
**SHA** BACKGROUND — FLUORESCENT ORANGE (RETROREFLECTIVE)



SIGN SIZE	DIMENSIONS (INCHES)					
	A	B	C	D	E	F
SPECIAL	30	1/2	3/4	5C	2	1-7/8
MIN	36	5/8	7/8	6C	2-1/2	2-1/4
STD	48	3/4	1-1/4	8C	3-1/2	3

REFERENCES

MdMUTCD SECTION - 6F.46

COLORS

LEGEND - BLACK

BACKGROUND - FLUORESCENT ORANGE

APPROVED Tom Hicks (signature on file)  
DIRECTOR - OFFICE OF TRAFFIC AND SAFETY

**Maryland Department of Transportation**  
**STATE HIGHWAY ADMINISTRATION**  
MARYLAND STANDARD HIGHWAY SIGNS

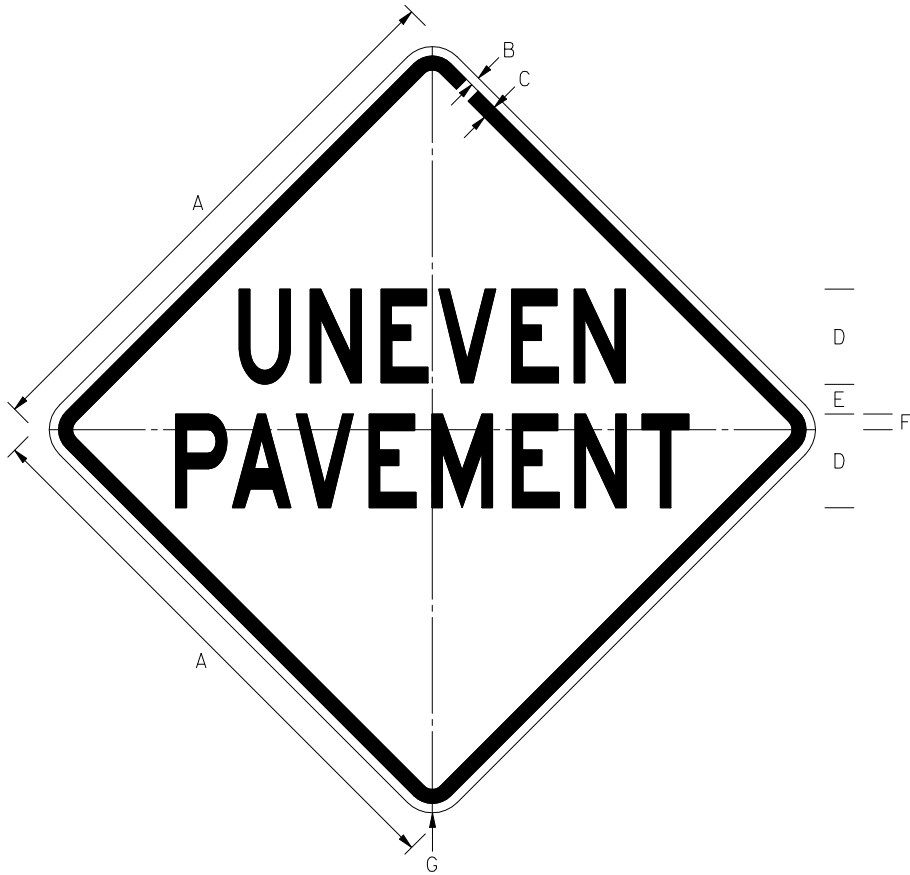


APPROVAL • SHA REVISIONS	APPROVAL • FEDERAL HIGHWAY ADMINISTRATION
APPROVAL <b>03/02/2009</b>	APPROVAL
REVISED	REVISED
REVISED	REVISED
REVISED	REVISED

**GROOVED PAVEMENT**

**SIGN NUMBER**

**W8-8(1)**



SIGN SIZE	DIMENSIONS (INCHES)						
	A	B	C	D	E	F	G
MIN	36	5/8	7/8	6C	2	1	2-1/4
STD	48	3/4	1-1/4	8C	2-1/2	1-1/4	3

REFERENCES

MdMUTCD SECTION - 6F.43

COLORS

LEGEND - BLACK

BACKGROUND - FLUORESCENT ORANGE

APPROVED Tom Hicks (signature on file)  
DIRECTOR - OFFICE OF TRAFFIC AND SAFETY

**Maryland Department of Transportation**  
**STATE HIGHWAY ADMINISTRATION**  
MARYLAND STANDARD HIGHWAY SIGNS

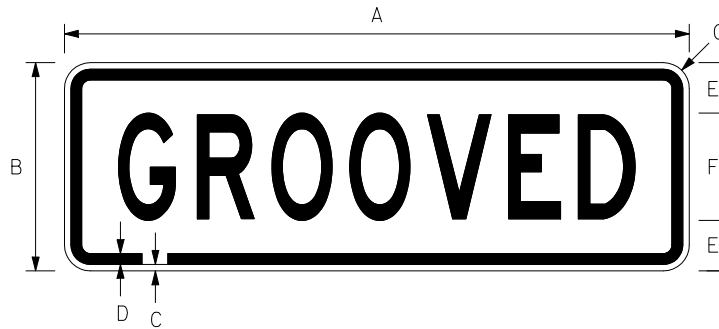


APPROVAL • SHA REVISIONS	APPROVAL • FEDERAL HIGHWAY ADMINISTRATION
APPROVAL <b>03/02/2009</b>	APPROVAL
REVISED	REVISED
REVISED	REVISED
REVISED	REVISED

**UNEVEN PAVEMENT JOINT**

**SIGN NUMBER**

**W8-8(2)**



SIGN SIZE	DIMENSIONS (INCHES)						
	A	B	C	D	E	F	G
STD	36	12	3/8	5/8	3	6C	1-1/2
EXPWY	48	18	3/4	1-1/4	5	8C	3

REFERENCES

MdMUTCD SECTION - 6F.46

COLORS

LEGEND - BLACK

BACKGROUND - FLUORESCENT ORANGE

APPROVED Tom Hicks (signature on file)  
DIRECTOR - OFFICE OF TRAFFIC AND SAFETY

**Maryland Department of Transportation**  
**STATE HIGHWAY ADMINISTRATION**  
MARYLAND STANDARD HIGHWAY SIGNS

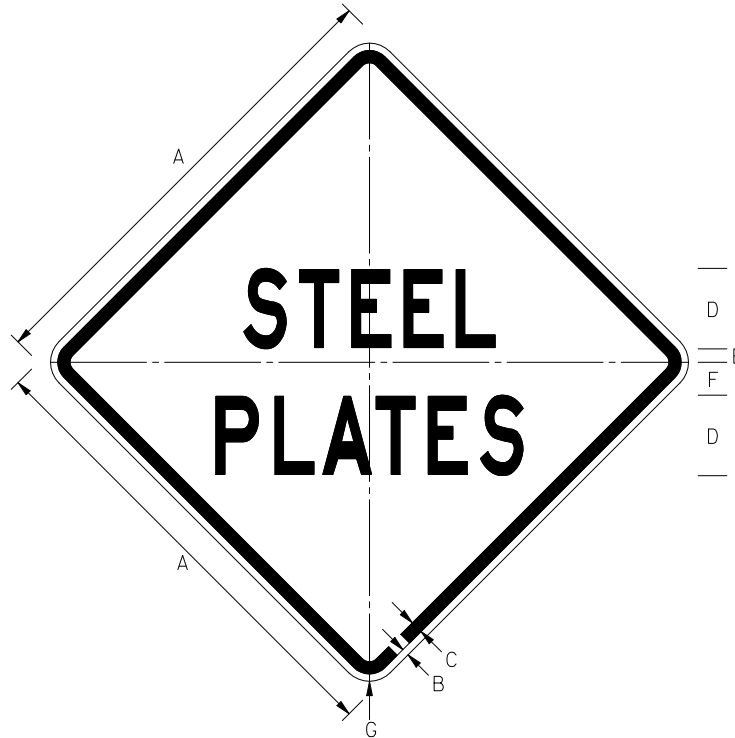


APPROVAL • SHA REVISIONS	APPROVAL • FEDERAL HIGHWAY ADMINISTRATION
APPROVAL <b>03/02/2009</b>	APPROVAL
REVISED	REVISED
REVISED	REVISED
REVISED	REVISED

**GROOVED**

**SIGN NUMBER**

**W8-8(3)**



SIGN SIZE	DIMENSIONS (INCHES)						
	A	B	C	D	E	F	G
MIN	36	5/8	7/8	5D	1-1/2	2-1/2	2-1/4
STD	48	3/4	1-1/4	8C	1-1/2	3-1/2	3

REFERENCES

MdMUTCD SECTION - 6F.46

COLORS

LEGEND - BLACK

BACKGROUND - FLUORESCENT ORANGE

APPROVED Tom Hicks (signature on file)  
DIRECTOR - OFFICE OF TRAFFIC AND SAFETY

**Maryland Department of Transportation**  
**STATE HIGHWAY ADMINISTRATION**  
MARYLAND STANDARD HIGHWAY SIGNS



APPROVAL • SHA REVISIONS	APPROVAL • FEDERAL HIGHWAY ADMINISTRATION
APPROVAL <b>03/02/2009</b>	APPROVAL
REVISED	REVISED
REVISED	REVISED
REVISED	REVISED

**STEEL PLATES**

**SIGN NUMBER**

**W8-8(4)**



NOTE: FOR SYMBOL DESIGN REFER TO THE APPENDIX-GRID SECTION FROM FHWA'S STANDARD HIGHWAY SIGNS BOOK-GUIDE SIGNS SECTION.

SIGN SIZE	DIMENSIONS (INCHES)														
	A	B	C	D	E	F	G	H	J	K	L	M	N	P	Q
STD	48	3/4	1-1/4	14	2	1	8C	4	3	30	24	3/8	5/8	6C	1-1/2

REFERENCES

MdMUTCD SECTION - 6F.46

COLORS

LEGEND - BLACK  
BACKGROUND - FLUORESCENT ORANGE

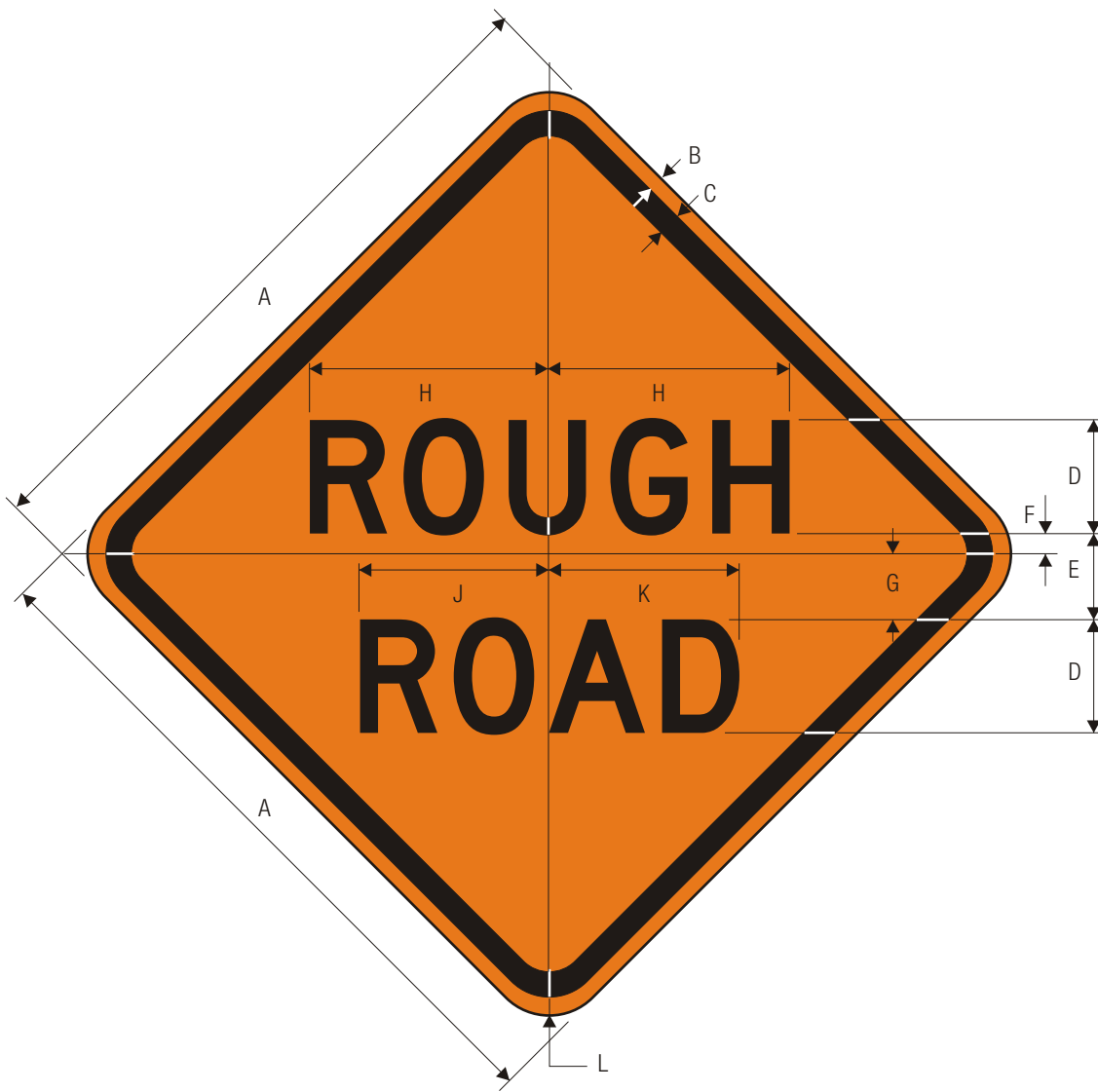
APPROVED Tom Hicks (signature on file)  
DIRECTOR - OFFICE OF TRAFFIC AND SAFETY

**Maryland Department of Transportation**  
**STATE HIGHWAY ADMINISTRATION**  
MARYLAND STANDARD HIGHWAY SIGNS  
**MOTORCYCLES USE CAUTION PAVEMENT**  
**DROP-OFF STAY IN LANE**



APPROVAL • SHA REVISIONS	APPROVAL • FEDERAL HIGHWAY ADMINISTRATION
APPROVAL <b>03/02/2009</b>	APPROVAL
REVISED	REVISED
REVISED	REVISED
REVISED	REVISED

**SIGN NUMBER** **W8-8(5)**



W8-8

LOOSE GRAVEL

**C**

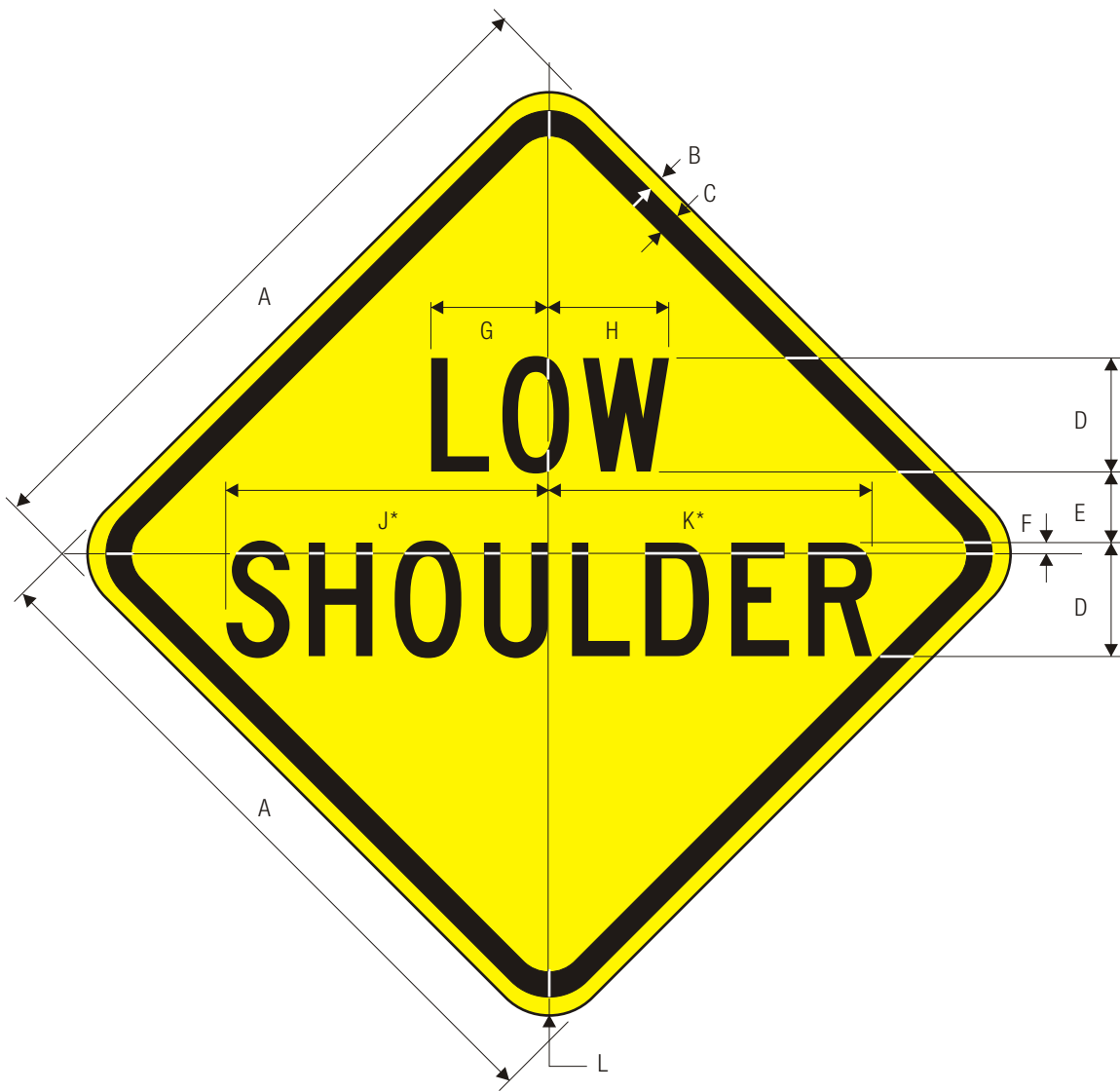
A	B	C	D	E	F	G	H	J	K	L
24	.375	.625	4 D	3	.75	2.25	8.563	6.75	7	1.5
30	.5	.75	5 D	4	.875	3.125	10.688	8.438	8.75	1.875
36	.625	.875	6 D	5	1	4	12.875	10.125	10.5	2.25
48	.75	1.25	8 D	6	1.5	4.5	17.125	13.5	14	3

WARNING SIGN COLORS:

LEGEND — BLACK  
 SHA BACKGROUND — FLUORESCENT YELLOW (RETROREFLECTIVE)

TTC SIGN COLORS:

LEGEND — BLACK  
 SHA BACKGROUND — FLUORESCENT ORANGE (RETROREFLECTIVE)



W8-9

LOW SHOULDER

	A	B	C	D	E	F	G	H	J	K	L
	24	.375	.625	4 C	2.25	.5	4.125	4.5	10.938	10.438	1.5
<b>C</b>	30	.5	.75	5 C	3	.75	5.188	5.625	13.688	13.063	1.875
	36	.625	.875	6 C	3.5	1	6.188	6.75	16.5	15.75	2.25
	48	.75	1.25	8 C	5	1.25	8.25	9	21.875	20.875	3

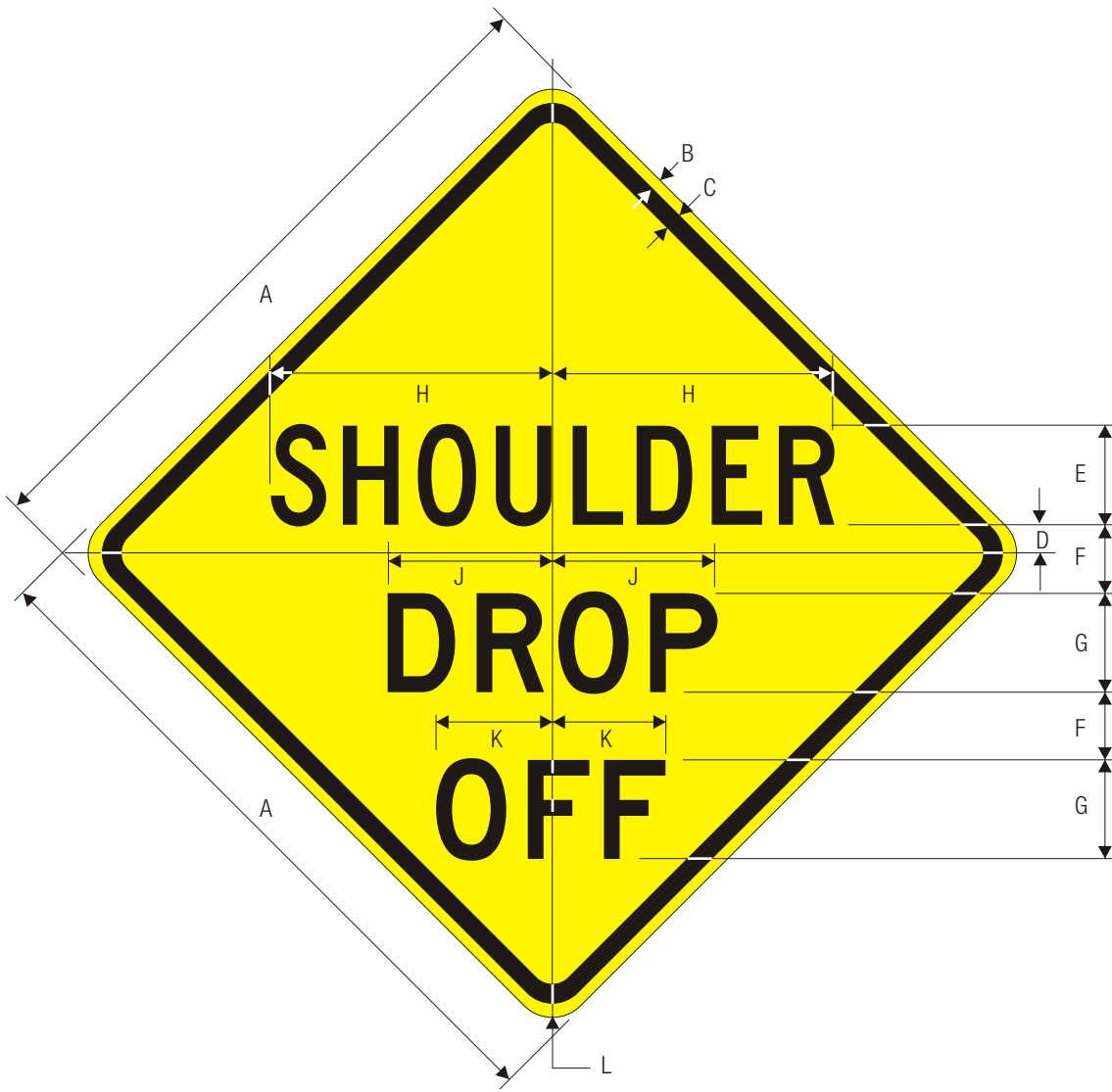
WARNING SIGN COLORS:

LEGEND — BLACK  
 SHA BACKGROUND — FLUORESCENT YELLOW (RETROREFLECTIVE)

TTC SIGN COLORS:

LEGEND — BLACK  
 SHA BACKGROUND — FLUORESCENT ORANGE (RETROREFLECTIVE)





W8-9a  
SHOULDER DROP OFF

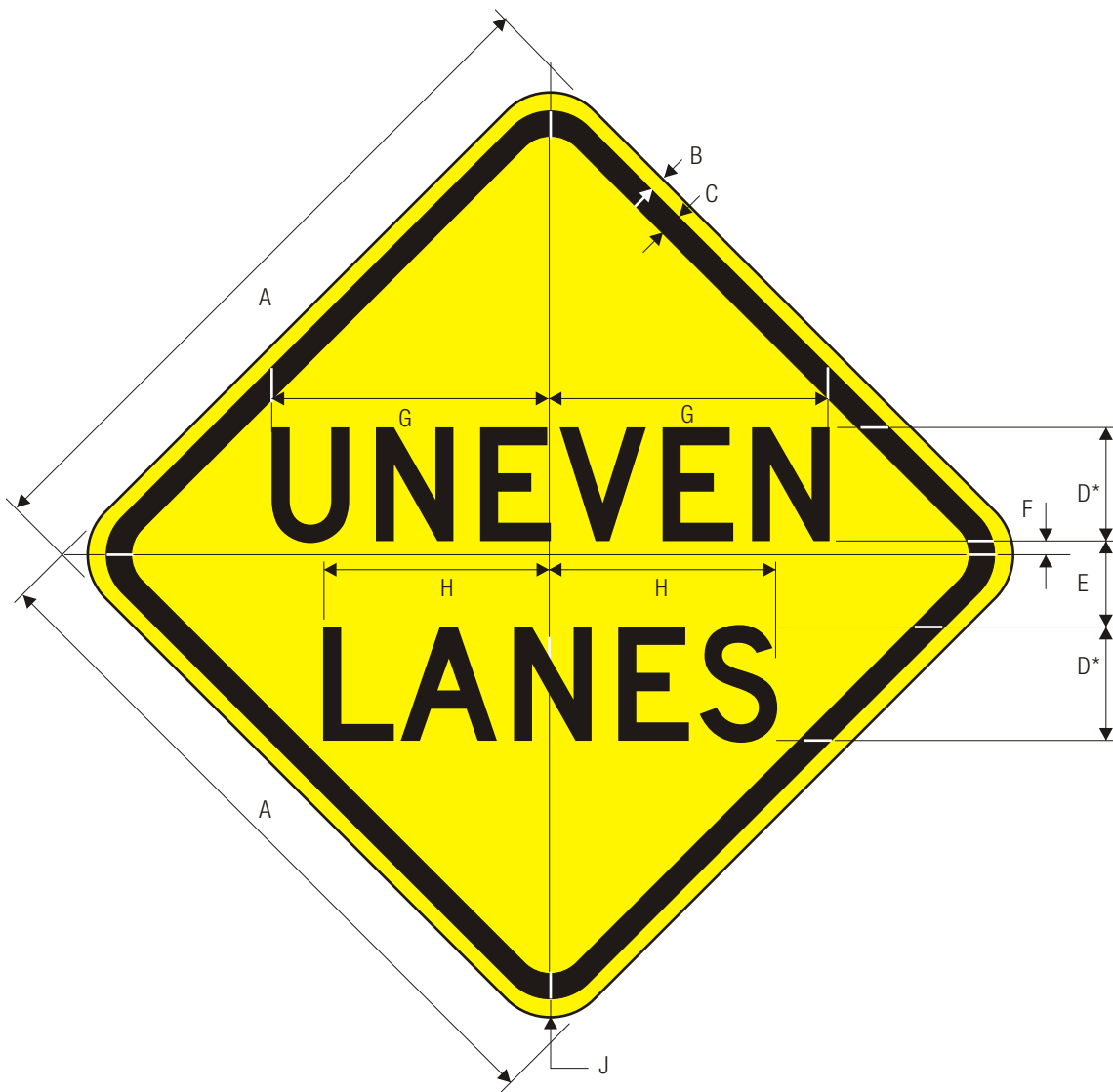
	A	B	C	D	E	F	G	H	J	K	L
	24	.375	.625	1	3 C	2	3 D	8.526	4.992	3.472	1.5
<b>C</b>	30	.5	.75	1.5	4 C	3	4 D	11.368	6.655	4.628	1.875
	36	.625	.875	1.625	5 C	4	5 D	14.230	8.318	5.785	2.25
	48	.75	1.25	2	7 C	4.813	7 D	19.915	11.648	8.101	3

WARNING SIGN COLORS:

LEGEND — BLACK  
 SHWA BACKGROUND — FLUORESCENT YELLOW (RETROREFLECTIVE)

TTC SIGN COLORS:

LEGEND — BLACK  
 SHWA BACKGROUND — FLUORESCENT ORANGE (RETROREFLECTIVE)



W8-11

UNEVEN LANES

\*Series 2000 Standard Alphabets.

	A	B	C	D	E	F	G	H	J
	24	.375	.625	4 D	3	.640	9.807	7.986	1.5
<b>C</b>	30	.5	.75	5 D	3.762	.800	12.249	9.967	1.875
	36	.625	.875	6 D	4.523	.960	14.711	11.969	2.25
	48	.75	1.25	8 D	6	1.280	19.614	15.952	3

WARNING SIGN COLORS:

LEGEND — BLACK  
BACKGROUND — YELLOW (RETROREFLECTIVE)

TTC SIGN COLORS:

LEGEND — BLACK  
SHA BACKGROUND — FLUORESCENT ORANGE (RETROREFLECTIVE)



W8-12  
NO CENTER STRIPE

\*Series 2000 Standard Alphabets.

	A	B	C	D	E	F	G	H	J	K
<b>C</b>	24	.375	.625	4 D	2.802	.560	3.202	9.487	8.426	1.5
	30	.5	.75	5 D	3.482	.680	4	11.869	10.528	1.875
	36	.625	.875	6 D	4.203	.800	4.803	14.230	12.649	2.25
	48	.75	1.25	8 D	4.563	1.080	6.424	18.974	16.852	3

WARNING SIGN COLORS:

LEGEND — BLACK

**SHA** BACKGROUND— **FLUORESCENT** YELLOW  
(RETROREFLECTIVE)

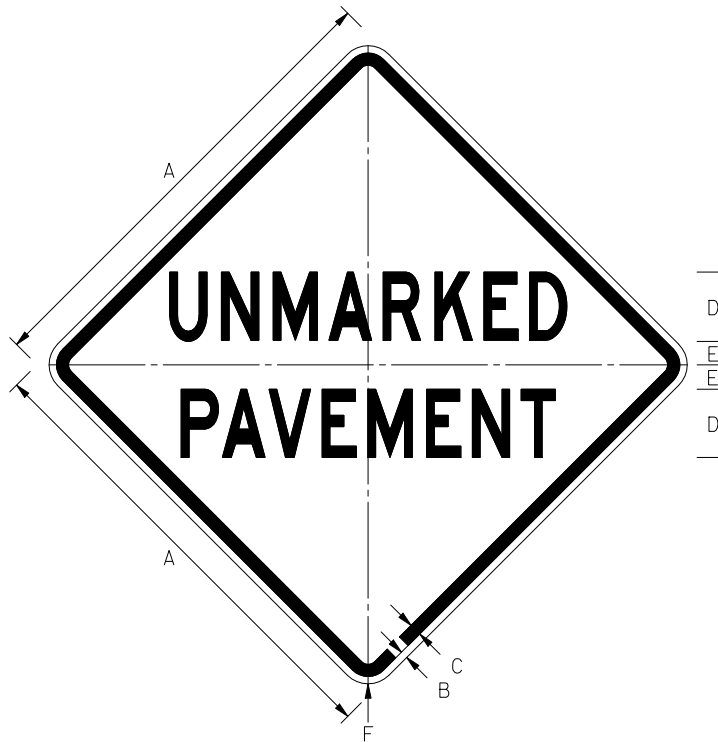
TTC SIGN COLORS:

LEGEND — BLACK

**SHA** BACKGROUND— **FLUORESCENT** ORANGE (RETROREFLECTIVE)

**SHA** REFERENCES

MdMUTCD SECTION - NONE



SIGN SIZE	DIMENSIONS (INCHES)					
	A	B	C	D	E	F
STD	48	3/4	1-1/4	7C	2-1/2	3

REFERENCES

MdMUTCD SECTION - 6F.44

COLORS

LEGEND - BLACK

BACKGROUND - FLUORESCENT ORANGE

APPROVED Tom Hicks (signature on file)  
DIRECTOR - OFFICE OF TRAFFIC AND SAFETY

**Maryland Department of Transportation**  
**STATE HIGHWAY ADMINISTRATION**  
MARYLAND STANDARD HIGHWAY SIGNS

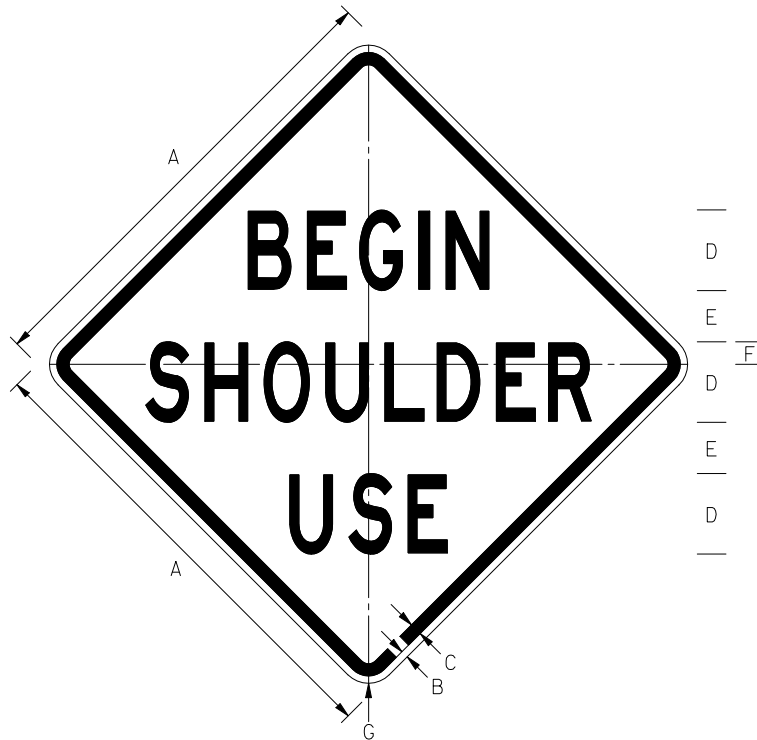


APPROVAL • SHA REVISIONS	APPROVAL • FEDERAL HIGHWAY ADMINISTRATION
APPROVAL <b>03/02/2009</b>	APPROVAL
REVISED	REVISED
REVISED	REVISED
REVISED	REVISED

**UNMARKED PAVEMENT**

**SIGN NUMBER**

**W8-12(1)**



SIGN SIZE	DIMENSIONS (INCHES)						
	A	B	C	D	E	F	G
MIN	36	5/8	7/8	6C	4	2	2-1/4
STD	48	3/4	1-1/4	8C	5-1/2	2-1/2	3

REFERENCES

MdMUTCD SECTION - 6F.46

COLORS

LEGEND - BLACK

BACKGROUND - FLUORESCENT ORANGE

APPROVED Tom Hicks (signature on file)  
DIRECTOR - OFFICE OF TRAFFIC AND SAFETY

**Maryland Department of Transportation**  
**STATE HIGHWAY ADMINISTRATION**  
MARYLAND STANDARD HIGHWAY SIGNS

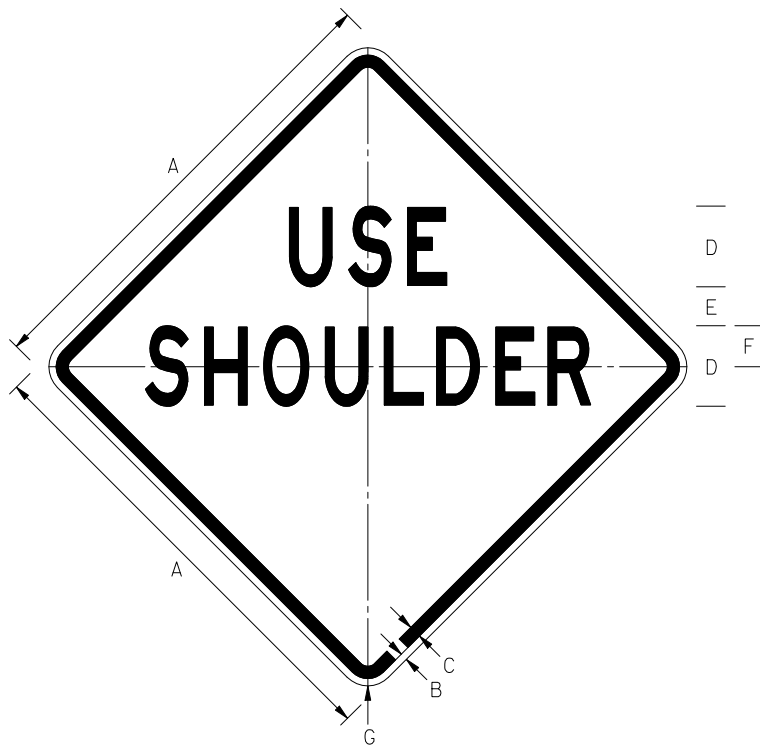


APPROVAL • SHA REVISIONS	APPROVAL • FEDERAL HIGHWAY ADMINISTRATION
APPROVAL <b>03/02/2009</b>	APPROVAL
REVISED	REVISED
REVISED	REVISED
REVISED	REVISED

**BEGIN SHOULDER USE**

**SIGN NUMBER**

**W8-12(2)**



SIGN SIZE	DIMENSIONS (INCHES)						
	A	B	C	D	E	F	G
MIN	36	5/8	7/8	6C	4	2-1/2	2-1/4
STD	48	3/4	1-1/4	8C	4-1/4	3-3/4	3

REFERENCES

MdMUTCD SECTION - 6F.46

COLORS

LEGEND - BLACK

BACKGROUND - FLUORESCENT ORANGE

APPROVED Tom Hicks (signature on file)  
DIRECTOR - OFFICE OF TRAFFIC AND SAFETY

**Maryland Department of Transportation**  
**STATE HIGHWAY ADMINISTRATION**  
MARYLAND STANDARD HIGHWAY SIGNS

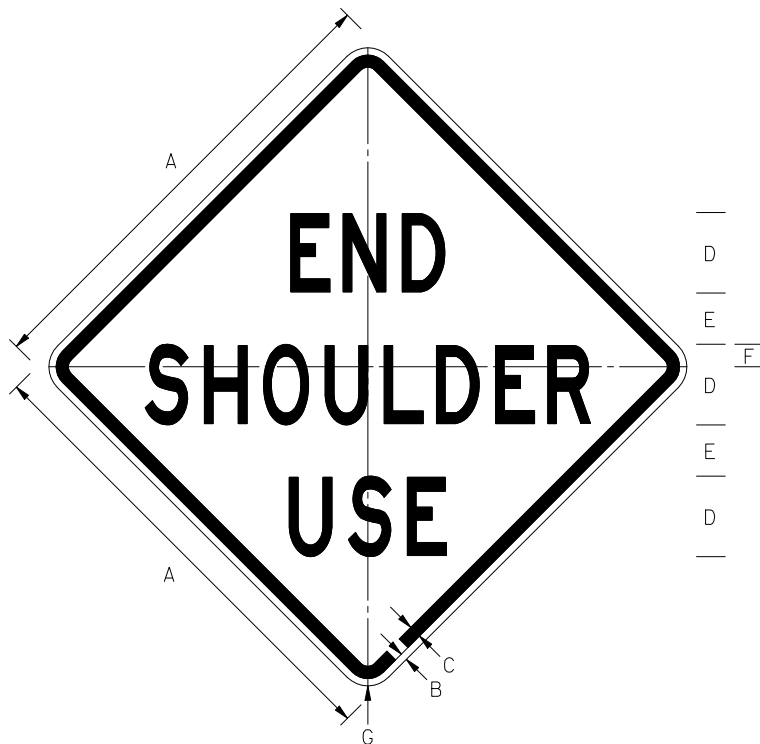


APPROVAL • SHA REVISIONS	APPROVAL • FEDERAL HIGHWAY ADMINISTRATION
APPROVAL <b>03/02/2009</b>	APPROVAL
REVISED	REVISED
REVISED	REVISED
REVISED	REVISED

**USE SHOULDER**

**SIGN NUMBER**

**W8-12(3)**



SIGN SIZE	DIMENSIONS (INCHES)						
	A	B	C	D	E	F	G
MIN	36	5/8	7/8	6C	4	2	2-1/4
STD	48	3/4	1-1/4	8C	5-1/2	2-1/2	3

REFERENCES

MdMUTCD SECTION - 6F.46

COLORS

LEGEND - BLACK

BACKGROUND - FLUORESCENT ORANGE

APPROVED Tom Hicks (signature on file)  
DIRECTOR - OFFICE OF TRAFFIC AND SAFETY

**Maryland Department of Transportation**  
**STATE HIGHWAY ADMINISTRATION**  
MARYLAND STANDARD HIGHWAY SIGNS

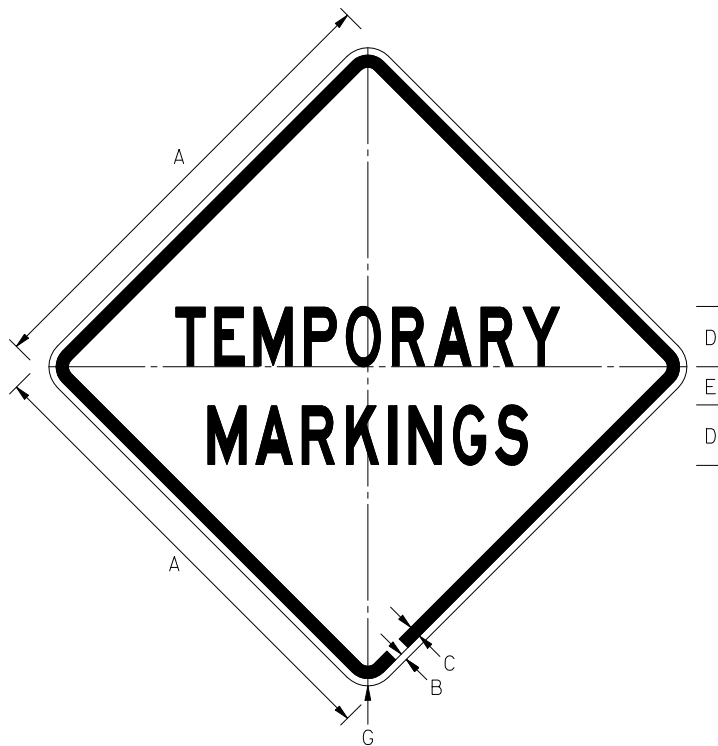


APPROVAL • SHA REVISIONS	APPROVAL • FEDERAL HIGHWAY ADMINISTRATION
APPROVAL <b>03/02/2009</b>	APPROVAL
REVISED	REVISED
REVISED	REVISED
REVISED	REVISED

**END SHOULDER USE**

**SIGN NUMBER**

**W8-12(4)**



SIGN SIZE	DIMENSIONS (INCHES)					
	A	B	C	D	E	F
MIN	36	5/8	7/8	4D	2-1/2	2-1/4
STD	48	3/4	1-1/4	6C	4	3

REFERENCES

MdMUTCD SECTION - 6F.46

COLORS

LEGEND - BLACK

BACKGROUND - FLUORESCENT ORANGE

APPROVED Tom Hicks (signature on file)  
DIRECTOR - OFFICE OF TRAFFIC AND SAFETY

**Maryland Department of Transportation**  
**STATE HIGHWAY ADMINISTRATION**  
MARYLAND STANDARD HIGHWAY SIGNS



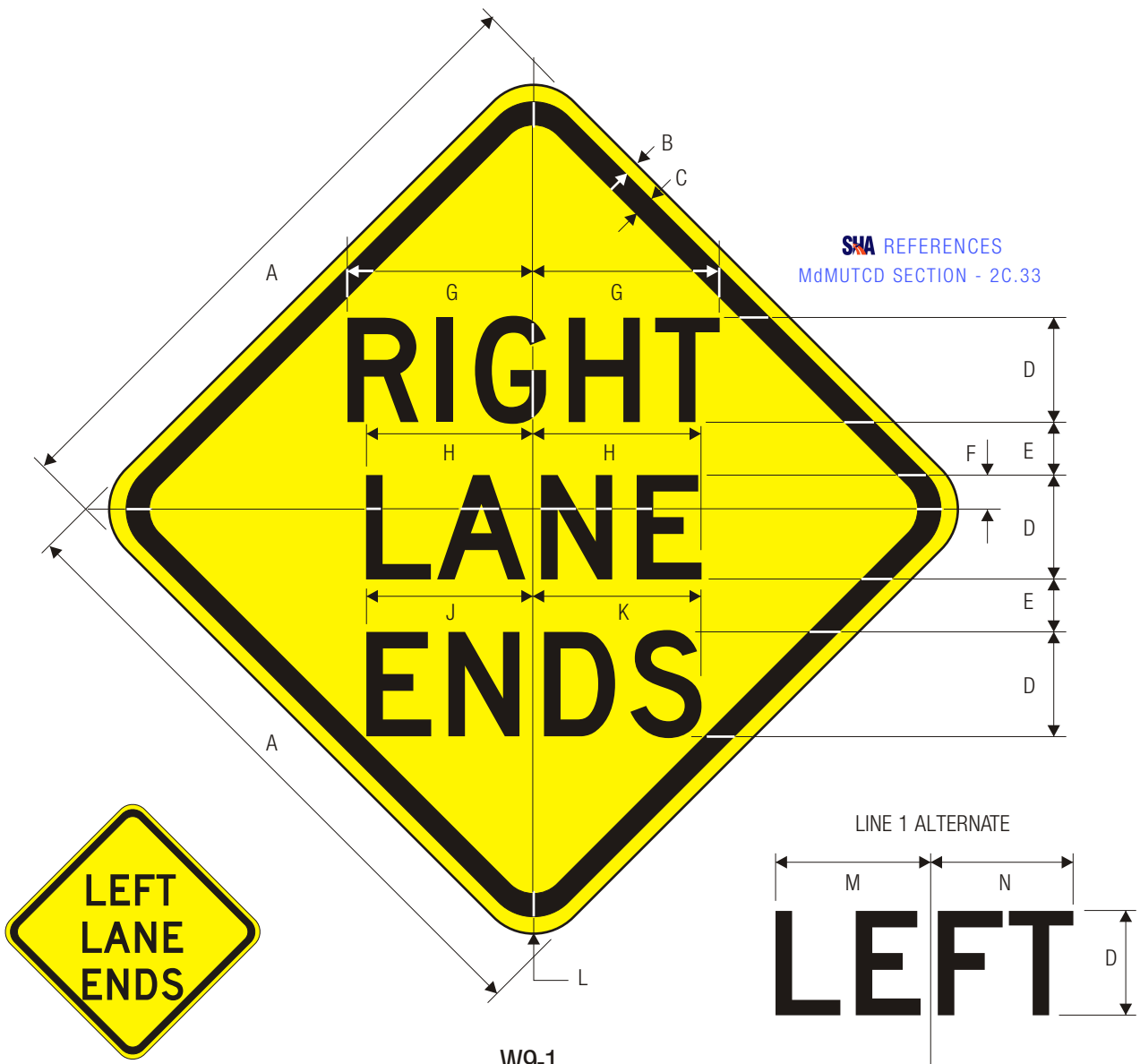
APPROVAL • SHA REVISIONS	APPROVAL • FEDERAL HIGHWAY ADMINISTRATION
APPROVAL <b>03/02/2009</b>	APPROVAL
REVISED	REVISED
REVISED	REVISED
REVISED	REVISED

**TEMPORARY MARKINGS**

**SIGN NUMBER**

**W8-12(5)**





SHA REFERENCES  
MdMUTCD SECTION - 2C.33

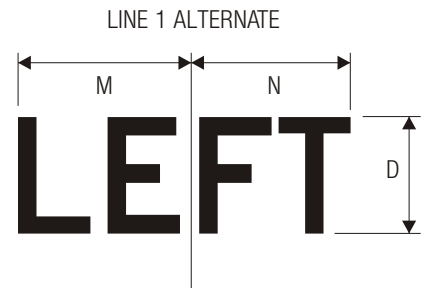


W9-1L

SHA REFERENCES  
MdMUTCD SECTION - 2C.33

W9-1

RIGHT (LEFT) LANE ENDS



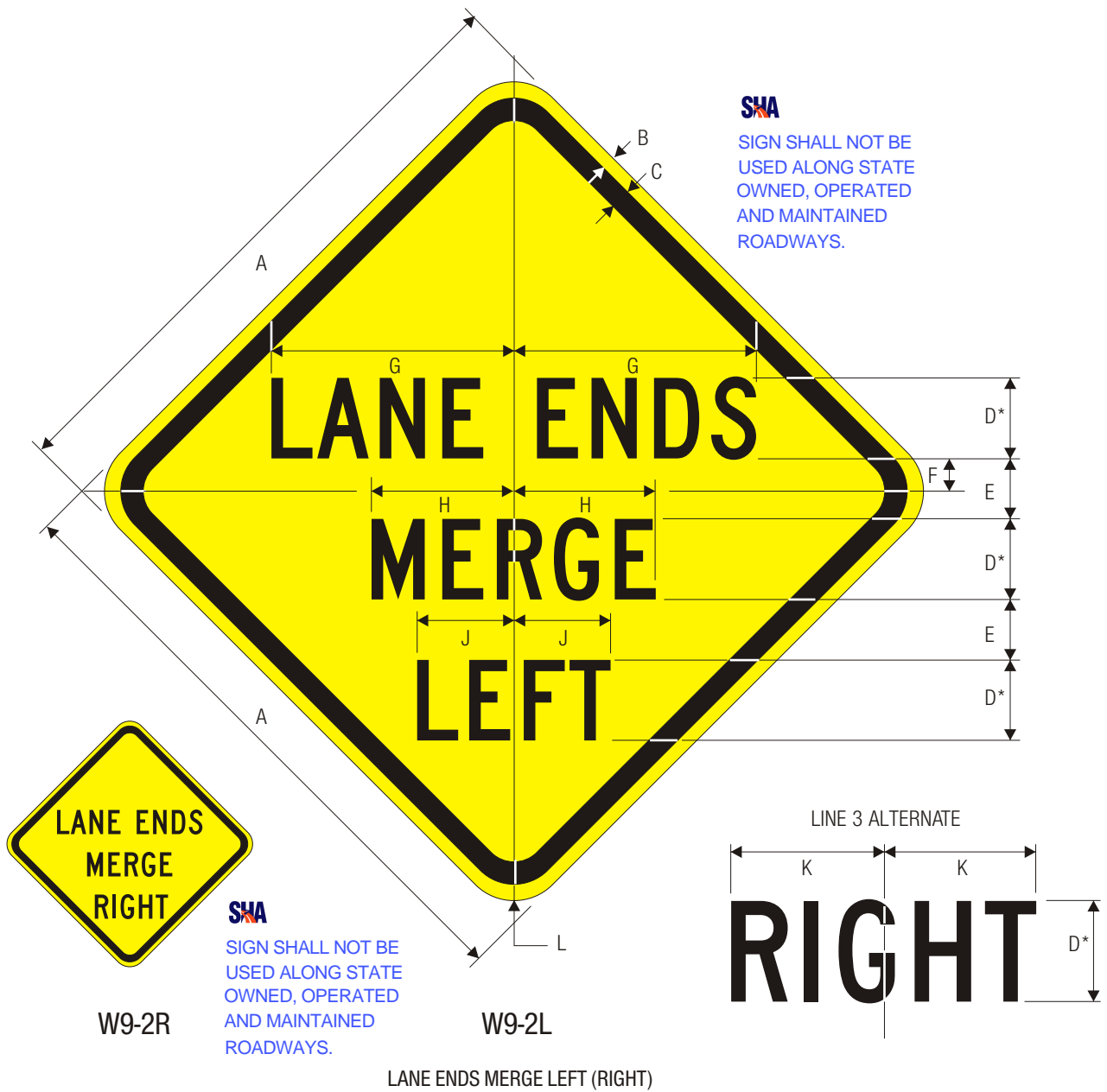
**C**

A	B	C	D	E	F	G	H	J	K	L
24	.375	.625	4 D	2	1.5	7.375	6.438	6.125	6.813	1.5
30	.5	.75	5 D	2.5	1.5	9.188	8.063	7.625	8.563	1.875
36	.625	.875	6 D	3	2	11	9.688	9	10.375	2.25
48	.75	1.25	8 D	4	3	14.75	12.875	12.25	13.625	3

M	N
5.75	6
7.125	7.563
8.5	9.125
11.25	12.25

WARNING SIGN COLORS:  
LEGEND — BLACK  
BACKGROUND— **FLUORESCENT** YELLOW  
**SHA** (RETROREFLECTIVE)

TTC SIGN COLORS:  
LEGEND — BLACK  
**SHA** BACKGROUND— **FLUORESCENT** ORANGE (RETROREFLECTIVE)

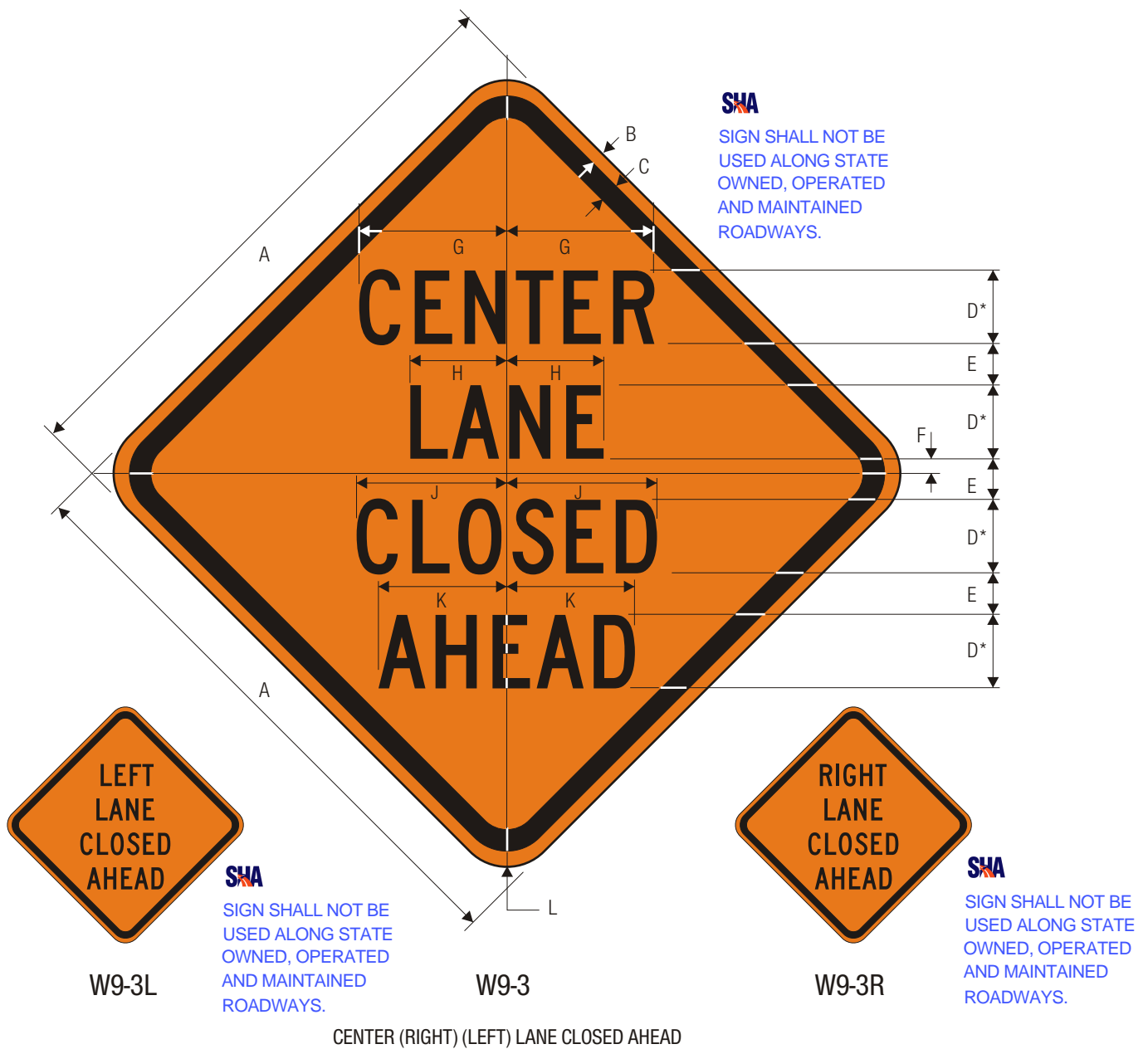


\*Series 2000 Standard Alphabets.

	A	B	C	D	E	F	G	H	J	K	L
<b>C</b>	30	.5	.75	4 C	3	1.688	12.020	7.048	4.797	6.052	1.875
	36	.625	.875	5 C	3.75	2	15.026	8.811	5.996	7.566	2.25
	48	.75	1.25	6 C	4.5	2.4	18.033	10.573	7.196	9.079	3

WARNING SIGN COLORS:  
 LEGEND — BLACK  
 BACKGROUND— YELLOW (RETROREFLECTIVE)

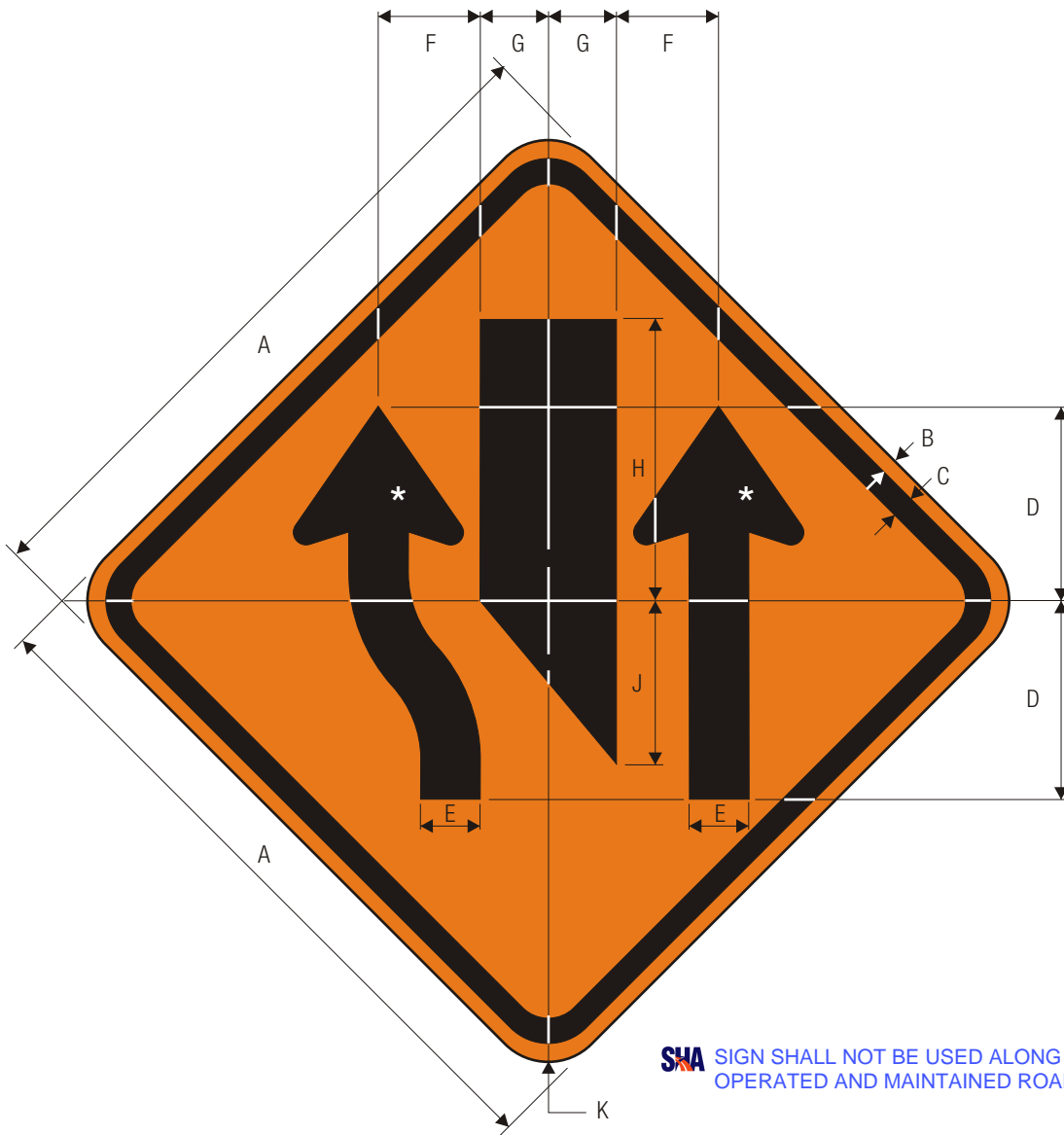
TTC SIGN COLORS:  
 LEGEND — BLACK  
 BACKGROUND— ORANGE (RETROREFLECTIVE)



\*Series 2000 Standard Alphabets.

	A	B	C	D	E	F	G	H	J	K	L
	30	.5	.75	4 C	2.241	.880	8.026	5.263	8.166	6.985	1.875
<b>C</b>	36	.625	.875	5 C	2	.680	10.027	6.564	10.207	8.726	2.25
	48	.75	1.25	6 C	4.523	1.080	12.049	7.885	12.249	10.467	3
	60	.75	1.25	8 C	5.203	1.641	16.052	10.507	16.332	13.950	3

TTC SIGN COLORS:  
 LEGEND — BLACK  
 BACKGROUND— ORANGE (RETROREFLECTIVE)



**SHA** SIGN SHALL NOT BE USED ALONG STATE OWNED, OPERATED AND MAINTAINED ROADWAYS.

W9-3a

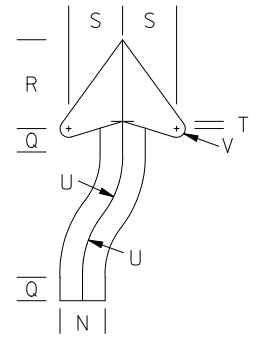
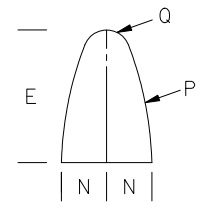
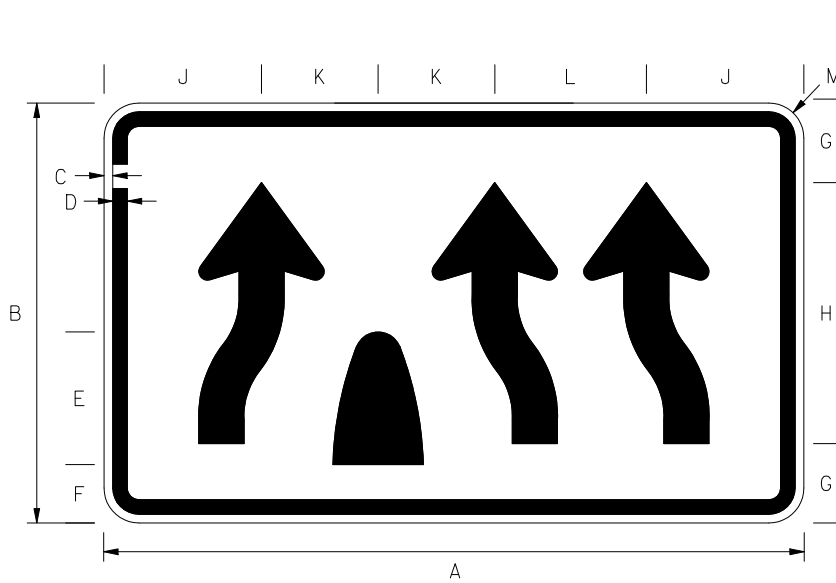
CENTER LANE CLOSED

**SHA** \* FOR ARROWHEAD DIMENSIONS REFER TO STANDARD ARROW DETAILS IN APPENDIX-ARROWS SECTION FROM FHWA'S STANDARD HIGHWAY SIGNS BOOK-APPENDIX SECTION.

**C**

A	B	C	D	E	F	G	H	J	K
24	.375	.625	6.925	2.121	3.602	2.401	10	5.684	1.5
30	.5	.75	8.646	2.642	4.523	3	12.529	7.125	1.875
36	.625	.875	10.367	5.444	3.602	15.051	15.051	8.566	2.25
48	.75	1.25	13.810	4.203	7.245	4.803	20.055	11.408	3

TTC SIGN COLORS:  
 SYMBOL — BLACK  
 BACKGROUND— ORANGE (RETROREFLECTIVE)



**NOTES:**

1. "J" DIMENSION IS ALWAYS EDGE OF SIGN TO TIP OF ARROW SPACING.
2. "K" DIMENSION IS ALWAYS TIP OF ARROW TO CENTER OF MEDIAN SYMBOL SPACING.
3. "L" DIMENSION IS ALWAYS TIP OF ARROW TO TIP OF ARROW SPACING.
4. LANE SPLITS FOR 3 LANE SIGNS (1:2) AND (2:1).
5. LANE SPLITS FOR 4 LANE SIGNS (2:2), (3:1), AND (1:3).

SIGN SIZE	DIMENSIONS (INCHES)									
	A	B	C	D	E	F	G	H	J	K
STD (3 LANES)	60	36	3/4	1-1/4	11-3/8	5	6-13/16	22-3/8	13-1/2	10
STD (4 LANES)	72	36	1	1-1/4	11-3/8	5	6-13/16	22-3/8	13	10
EXPWY (3 LANES)	72	48	1	1-1/4	15-1/8	7-3/8	9-7/16	29-1/8	15-1/8	12-1/4
EXPWY (4 LANES)	84	48	1	1-1/4	15-1/8	7-3/8	9-7/16	29-1/8	12-1/2	12-1/4
SPECIAL (3 LANES)	96	60	1-1/4	1-1/2	18-7/8	9-3/8	11-11/16	36-5/8	20-9/16	16-5/8
SPECIAL (4 LANES)	108	60	1-1/4	1-1/2	18-7/8	9-3/8	11-11/16	36-5/8	15-3/4	16-5/8

SIGN SIZE	DIMENSIONS (INCHES)									
	L	M	N	P	Q	R	S	T	U	V
STD (3 LANES)	13	3	3-7/8	30-1/4	2	7-5/8	4-5/8	5/8	8-1/8	3/4
STD (4 LANES)	13	3	3-7/8	30-1/4	2	7-5/8	4-5/8	5/8	8-1/8	3/4
EXPWY (3 LANES)	17-1/4	3	5-1/8	40-3/8	2-5/8	10-1/4	6-1/4	3/4	10-3/4	1
EXPWY (4 LANES)	17-1/4	3	5-1/8	40-3/8	2-5/8	10-1/4	6-1/4	3/4	10-3/4	1
SPECIAL (3 LANES)	21-5/8	4	6-1/8	50-3/4	3-3/8	12-7/8	7-3/4	1	13-1/2	1-1/4
SPECIAL (4 LANES)	21-5/8	4	6-1/8	50-3/4	3-3/8	12-7/8	7-3/4	1	13-1/2	1-1/4

**REFERENCES**

MdMUTCD SECTION - 6F.46

**COLORS**

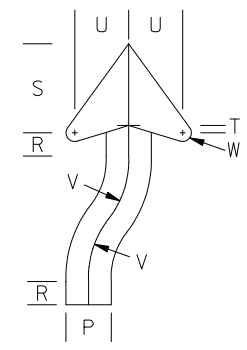
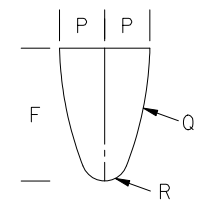
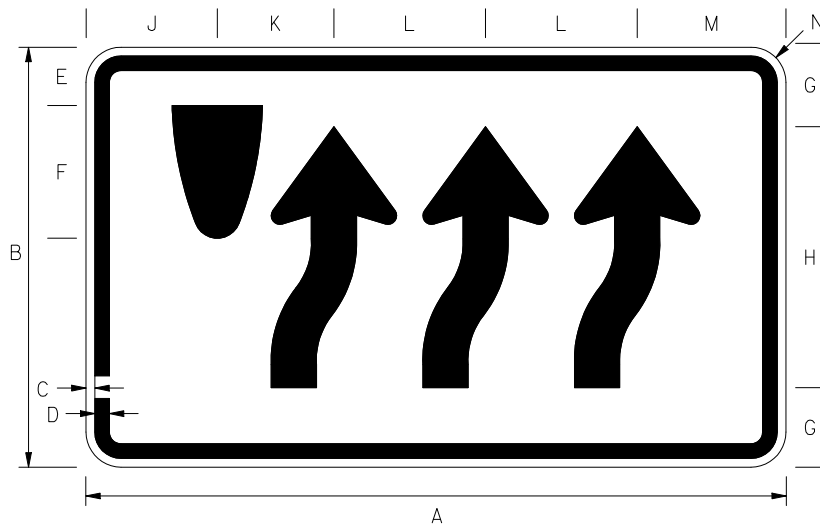
LEGEND - BLACK  
BACKGROUND - FLUORESCENT ORANGE

APPROVED *Tom Hicks (signature on file)*  
DIRECTOR - OFFICE OF TRAFFIC AND SAFETY

	APPROVAL • SHA REVISIONS	APPROVAL • FEDERAL HIGHWAY ADMINISTRATION
	APPROVAL <b>03/02/2009</b>	APPROVAL
	REVISED	REVISED
	REVISED	REVISED
	REVISED	REVISED

**Maryland Department of Transportation**  
**STATE HIGHWAY ADMINISTRATION**  
 MARYLAND STANDARD HIGHWAY SIGNS  
**LANE DIVISION ENDS (SYMBOL)**

**SIGN NUMBER** **W9-3a(1)**



SIGN SIZE	DIMENSIONS (INCHES)										
	A	B	C	D	E	F	G	H	J	K	L
STD	60	36	3/4	1-1/4	5	11-3/8	6-13/16	22-3/8	11-1/4	10	13
EXPWY	72	48	1	1-1/4	7-3/8	15-1/8	9-7/16	29-1/8	11-9/16	12-1/4	17-1/4
FWY	96	60	1-1/4	1-1/2	9-3/8	18-7/8	11-11/16	36-5/8	16-5/8	16-5/8	21-5/8

SIGN SIZE	DIMENSIONS (INCHES)									
	M	N	P	Q	R	S	T	U	V	W
STD	12-3/4	3	3-7/8	30-1/4	2	7-5/8	5/8	4-5/8	8-1/8	3/4
EXPWY	13-11/16	3	5-1/8	40-3/8	2-5/8	10-1/4	3/4	6-1/4	10-3/4	1
FWY	19-1/2	4	6-1/8	50-3/4	3-3/8	12-7/8	1	7-3/4	13-1/2	1-1/4

REFERENCES

MdMUTCD SECTION - 6F.46

COLORS

LEGEND - BLACK  
 BACKGROUND - FLUORESCENT ORANGE

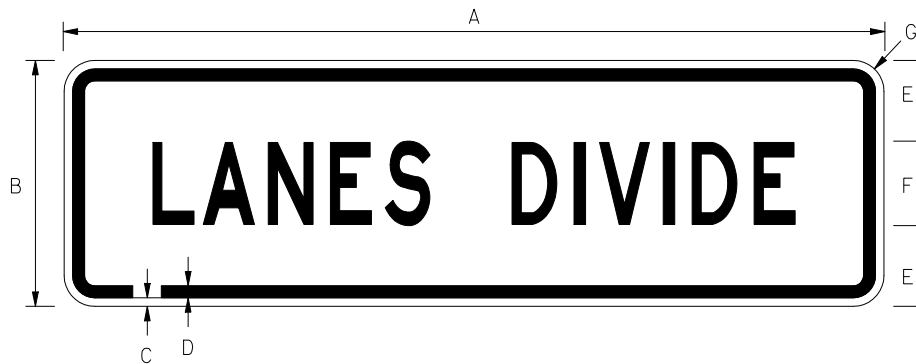
APPROVED Tom Hicks (signature on file)  
 DIRECTOR - OFFICE OF TRAFFIC AND SAFETY

**Maryland Department of Transportation**  
**STATE HIGHWAY ADMINISTRATION**  
 MARYLAND STANDARD HIGHWAY SIGNS

	APPROVAL • SHA REVISIONS	APPROVAL • FEDERAL HIGHWAY ADMINISTRATION
	APPROVAL <b>03/02/2009</b>	APPROVAL
	REVISED	REVISED
	REVISED	REVISED
	REVISED	REVISED

**THRU LANES SHIFT END**

**SIGN NUMBER** **W9-3a(2)**



SIGN SIZE	DIMENSIONS (INCHES)						
	A	B	C	D	E	F	G
STD (3 LANES)	60	18	5/8	7/8	6	6C	2-1/4
STD (4 LANES)	72	18	5/8	7/8	6	6E	2-1/4
EXPWY (3 LANES)	72	18	5/8	7/8	5	8C	2-1/4
EXPWY (4 LANES)	84	18	5/8	7/8	5	8D	2-1/4
SPECIAL (3 LANES)	96	18	1	1-1/4	5	8E	3
SPECIAL (4 LANES)	108	18	1	1-1/4	5	8E	3

REFERENCES

MdMUTCD SECTION - 6F.46

COLORS

LEGEND - BLACK

BACKGROUND - FLUORESCENT ORANGE

APPROVED Tom Hicks (signature on file)  
DIRECTOR - OFFICE OF TRAFFIC AND SAFETY

**Maryland Department of Transportation**  
**STATE HIGHWAY ADMINISTRATION**  
MARYLAND STANDARD HIGHWAY SIGNS

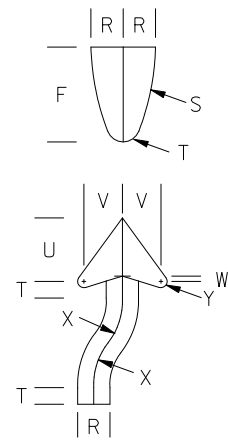
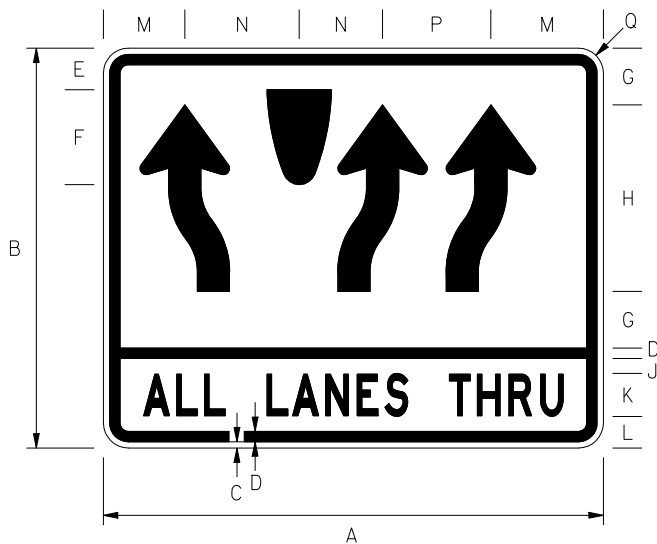


APPROVAL • SHA REVISIONS	APPROVAL • FEDERAL HIGHWAY ADMINISTRATION
APPROVAL <b>03/02/2009</b>	APPROVAL
REVISED	REVISED
REVISED	REVISED
REVISED	REVISED

**LANES DIVIDE**

**SIGN NUMBER**

**W9-3a(3)**



**NOTES:**

1. "M" DIMENSION IS ALWAYS EDGE OF SIGN TO TIP OF ARROW SPACING.
2. "N" DIMENSION IS ALWAYS TIP OF ARROW TO CENTER OF MEDIAN SYMBOL SPACING.
3. "P" DIMENSION IS ALWAYS TIP OF ARROW TO TIP OF ARROW SPACING.
4. OPTIONAL "ALL LANES THRU" INCLUDED ON SIGN, WHEN NOT USED DIMENSIONS "L, K, J" ARE NOT NEEDED, AND DIMENSION "G" IS MEASURED TO BOTTOM OF SIGN PANEL.
5. LANE SPLITS FOR 3 LANE SIGNS (1:2) AND (2:1).
6. LANE SPLITS FOR 4 LANE SIGNS (2:2), (3:1), AND (1:3).

SIGN SIZE	DIMENSIONS (INCHES)										
	A	B	C	D	E	F	G	H	J	K	L
STD (3 LANES)	60	48	3/4	1-1/4	5	11-3/8	6-13/16	22-3/8	1-7/8	5C	3-7/8
STD (4 LANES)	72	48	1	1-1/4	5	11-3/8	6-13/16	22-3/8	1-7/8	5D	3-7/8
EXPWY (3 LANES)	72	66	1	1-1/4	7-3/8	15-1/8	9-7/16	29-1/8	4-1/4	6C	6-1/2
EXPWY (4 LANES)	84	66	1	1-1/4	7-3/8	15-1/8	9-7/16	29-1/8	4-1/4	6D	6-1/2
SPECIAL (3 LANES)	96	78	1-1/4	1-1/2	9-3/8	18-7/8	11-11/16	36-5/8	2-7/8	8C	5-5/8
SPECIAL (4 LANES)	108	78	1-1/4	1-1/2	9-3/8	18-7/8	11-11/16	36-5/8	2-7/8	8D	5-5/8

SIGN SIZE	DIMENSIONS (INCHES)											
	M	N	P	Q	R	S	T	U	V	W	X	Y
STD (3 LANES)	13-1/2	10	13	3	3-7/8	30-1/4	2	7-5/8	4-5/8	5/8	8-1/8	3/4
STD (4 LANES)	13	10	13	3	3-7/8	30-1/4	2	7-5/8	4-5/8	5/8	8-1/8	3/4
EXPWY (3 LANES)	15-1/8	12-1/4	17-1/4	3	5-1/8	40-3/8	2-5/8	10-1/4	6-1/4	3/4	10-3/4	1
EXPWY (4 LANES)	12-1/2	12-1/4	17-1/4	3	5-1/8	40-3/8	2-5/8	10-1/4	6-1/4	3/4	10-3/4	1
SPECIAL (3 LANES)	20-9/16	16-5/8	21-5/8	4	6-1/8	50-3/8	3-3/8	12-7/8	7-3/4	1	13-1/2	1-1/4
SPECIAL (4 LANES)	15-3/4	16-5/8	21-5/8	4	6-1/8	50-3/8	3-3/8	12-7/8	7-3/4	1	13-1/2	1-1/4

**REFERENCES**

MdMUTCD SECTION - 6F.46

**COLORS**

LEGEND - BLACK  
BACKGROUND - FLUORESCENT ORANGE

APPROVED Tom Hicks (signature on file)  
DIRECTOR - OFFICE OF TRAFFIC AND SAFETY



APPROVAL • SHA REVISIONS	APPROVAL • FEDERAL HIGHWAY ADMINISTRATION
APPROVAL 03/02/2009	APPROVAL
REVISED	REVISED
REVISED	REVISED
REVISED	REVISED

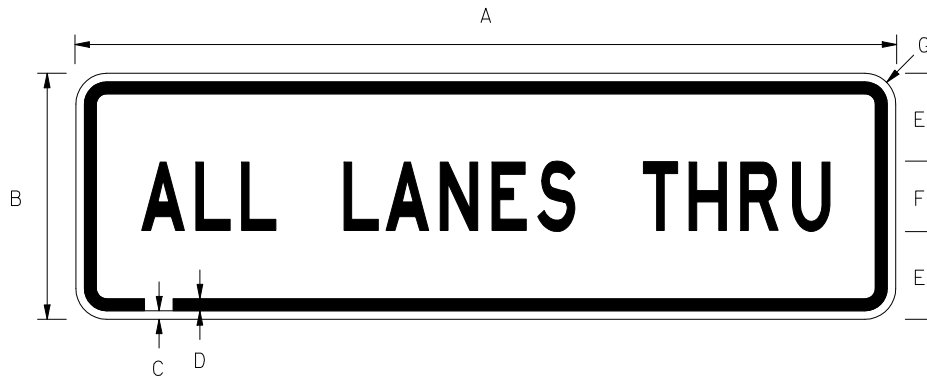
**Maryland Department of Transportation  
STATE HIGHWAY ADMINISTRATION  
MARYLAND STANDARD HIGHWAY SIGNS**

**ALL LANES THROUGH (SYMBOL)**

**SIGN NUMBER**

**W9-3a(4)**





SIGN SIZE	DIMENSIONS (INCHES)						
	A	B	C	D	E	F	G
STD (3 LANES)	60	18	5/8	7/8	6-1/2	5C	2-1/4
STD (4 LANES)	72	18	5/8	7/8	6	6C	2-1/4
EXPWY (3 LANES)	72	18	5/8	7/8	6	6C	2-1/4
EXPWY (4 LANES)	84	18	5/8	7/8	5-1/2	7C	2-1/4
SPECIAL (3 LANES)	96	18	1	1-1/4	5	8C	3
SPECIAL (4 LANES)	108	18	1	1-1/4	5	8D	3

REFERENCES

MdMUTCD SECTION - 6F.46

COLORS

LEGEND - BLACK

BACKGROUND - FLUORESCENT ORANGE

APPROVED Tom Hicks (signature on file)  
DIRECTOR - OFFICE OF TRAFFIC AND SAFETY

**Maryland Department of Transportation**  
**STATE HIGHWAY ADMINISTRATION**  
MARYLAND STANDARD HIGHWAY SIGNS

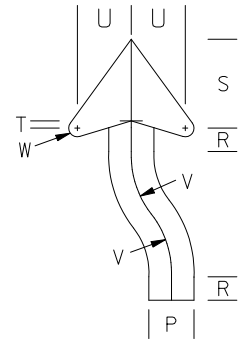
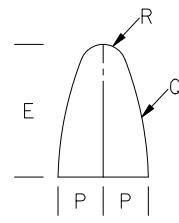
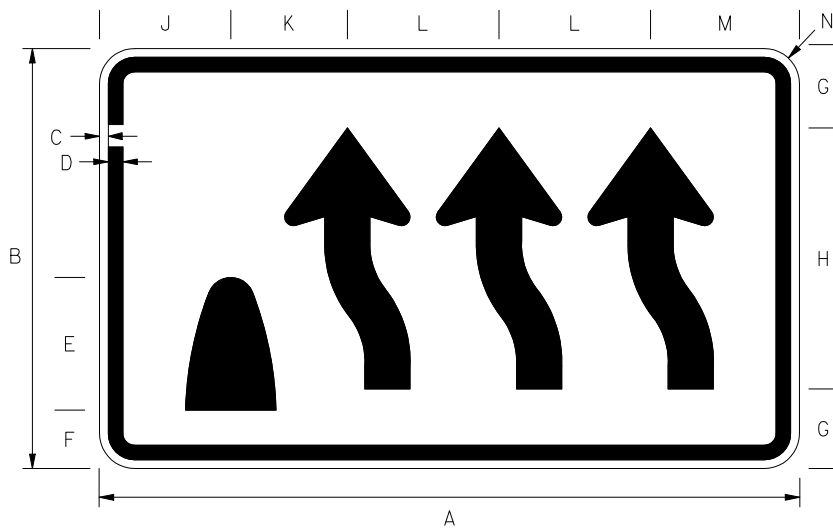


APPROVAL • SHA REVISIONS	APPROVAL • FEDERAL HIGHWAY ADMINISTRATION
APPROVAL <b>03/02/2009</b>	APPROVAL
REVISED	REVISED
REVISED	REVISED
REVISED	REVISED

**ALL LANES THRU**

**SIGN NUMBER**

**W9-3a(5)**



SIGN SIZE	DIMENSIONS (INCHES)										
	A	B	C	D	E	F	G	H	J	K	L
STD	60	36	3/4	1-1/4	11-3/8	5	6-13/16	22-3/8	11-1/4	10	13
EXPWY	72	48	1	1-1/4	15-1/8	7-3/8	9-7/16	29-1/8	11-9/16	12-1/4	17-1/4
FWY	96	60	1-1/4	1-1/2	18-7/8	9-3/8	11-11/16	36-5/8	16-5/8	16-5/8	21-5/8

SIGN SIZE	DIMENSIONS (INCHES)									
	M	N	P	Q	R	S	T	U	V	W
STD	12-3/4	3	3-7/8	30-1/4	2	7-5/8	5/8	4-5/8	8-1/8	3/4
EXPWY	13-11/16	3	5-1/8	40-3/8	2-5/8	10-1/4	3/4	6-1/4	10-3/4	1
FWY	19-1/2	4	6-1/8	50-3/4	3-3/8	12-7/8	1	7-3/4	13-1/2	1-1/4

REFERENCES

MdMUTCD SECTION - 6F.46

COLORS

LEGEND - BLACK  
BACKGROUND - FLUORESCENT ORANGE

APPROVED Tom Hicks (signature on file)  
DIRECTOR - OFFICE OF TRAFFIC AND SAFETY

**Maryland Department of Transportation**  
**STATE HIGHWAY ADMINISTRATION**  
MARYLAND STANDARD HIGHWAY SIGNS

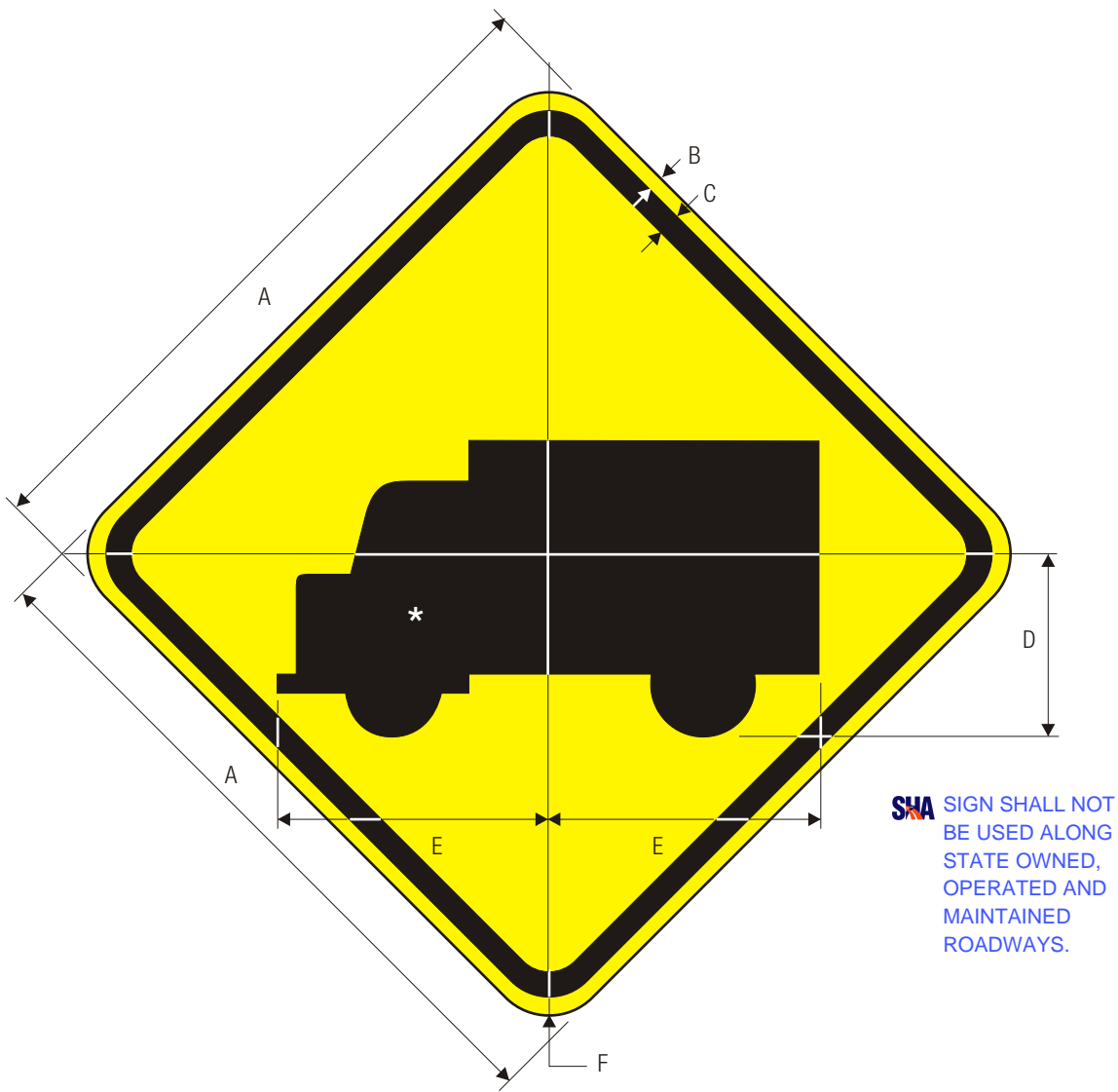
**THRU LANES SHIFT**



APPROVAL • SHA REVISIONS	APPROVAL • FEDERAL HIGHWAY ADMINISTRATION
APPROVAL <b>03/02/2009</b>	APPROVAL
REVISED	REVISED
REVISED	REVISED
REVISED	REVISED

**SIGN NUMBER**

**W9-3a(6)**



W11-10

TRUCK CROSSING

**SHA** \*FOR SYMBOL DESIGN REFER TO THE APPENDIX-GRID SECTION FROM FHWA'S STANDARD HIGHWAY SIGNS BOOK -APPENDIX SECTION

A	B	C	D	E	F
24	.375	.625	7	9.5	1.5
<b>C</b> 30	.5	.75	9	12	1.875
36	.625	.875	10	14	2.25
48	.75	1.25	14	19	3

WARNING SIGN COLORS:

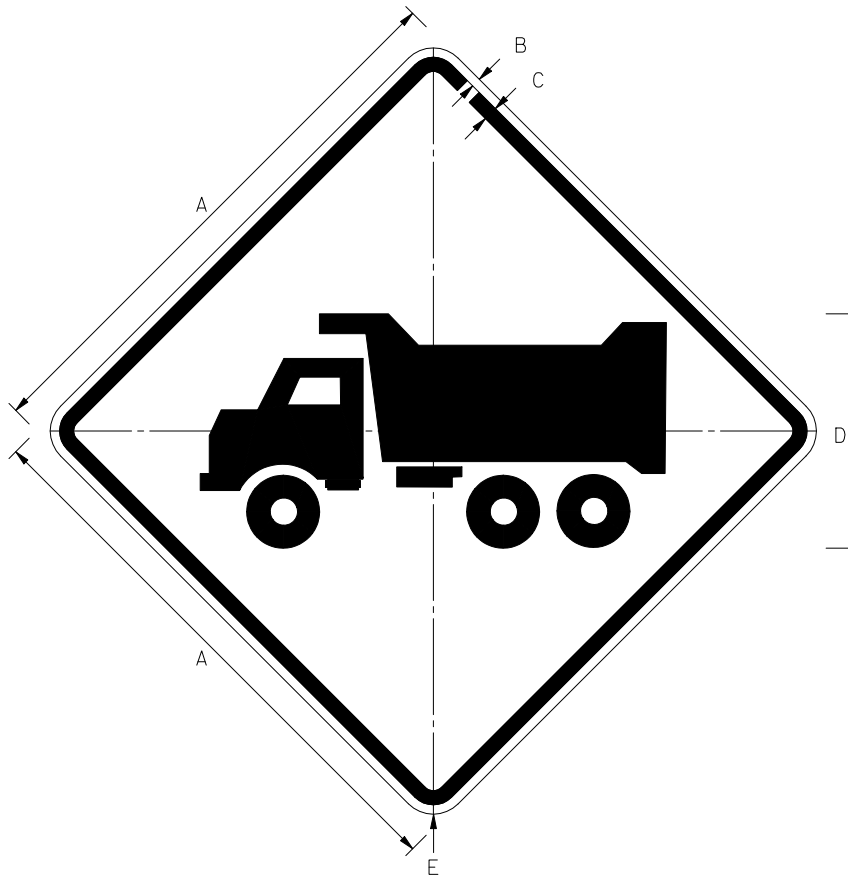
SYMBOL — BLACK

**SHA** BACKGROUND— YELLOW (RETROREFLECTIVE)

TTC SIGN COLORS:

SYMBOL — BLACK

**SHA** BACKGROUND— ORANGE (RETROREFLECTIVE)



NOTE: FOR SYMBOL DESIGN CONTACT SHA SIGN SHOP.

SIGN SIZE	DIMENSIONS (INCHES)				
	A	B	C	D	E
STD	48	3/4	1-1/4	20	3

REFERENCES

MdMUTCD SECTION - 6F.34

COLORS

LEGEND - BLACK

BACKGROUND - FLUORESCENT ORANGE

APPROVED Tom Hicks (signature on file)  
DIRECTOR - OFFICE OF TRAFFIC AND SAFETY

**Maryland Department of Transportation**  
**STATE HIGHWAY ADMINISTRATION**  
MARYLAND STANDARD HIGHWAY SIGNS

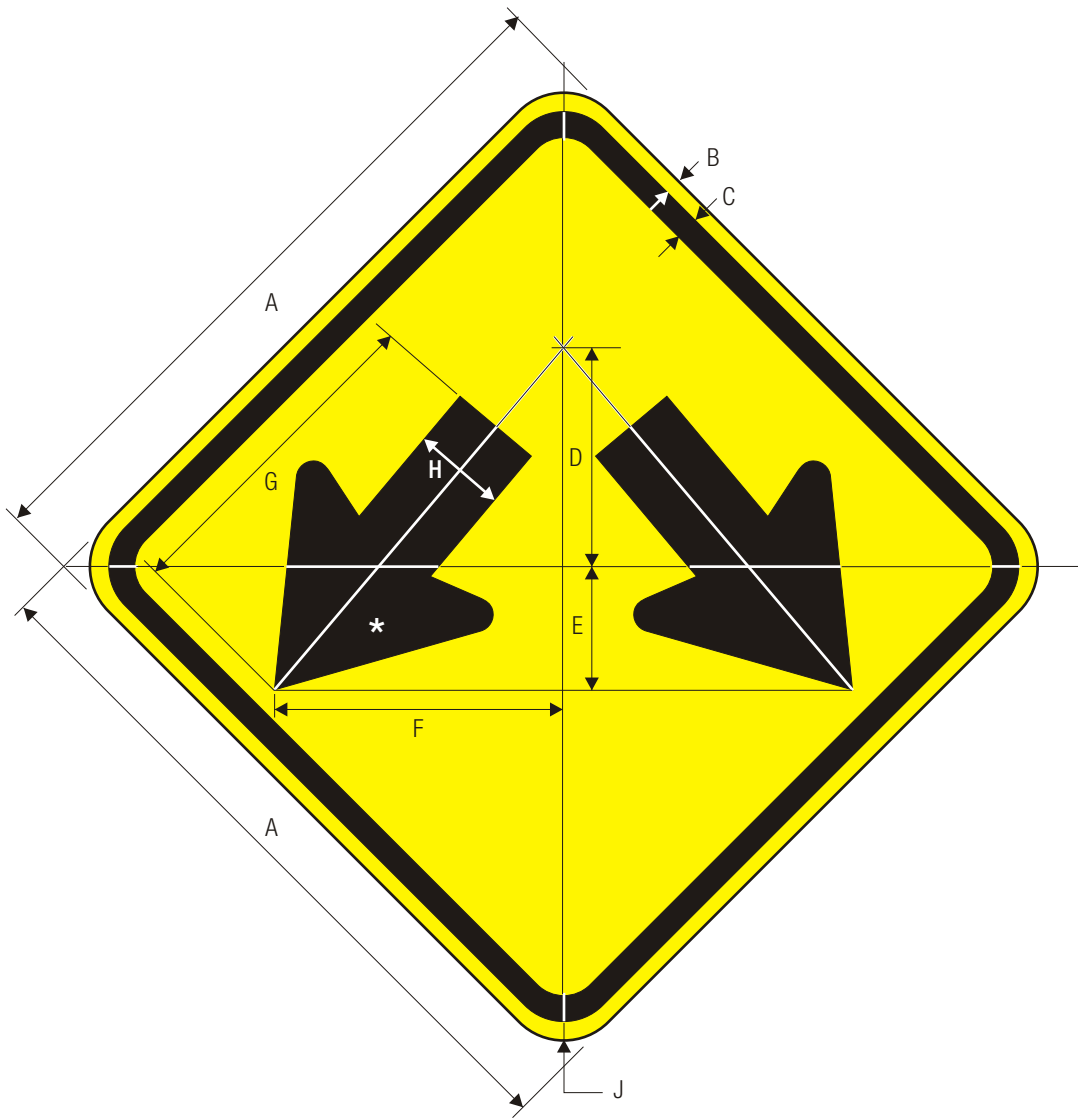


APPROVAL • SHA REVISIONS	APPROVAL • FEDERAL HIGHWAY ADMINISTRATION
APPROVAL 03-01-2007	APPROVAL
REVISED	REVISED
REVISED	REVISED
REVISED	REVISED

**TRUCK CROSSING (SYMBOL)**

**SIGN NUMBER**

**W11-10(1)**



W12-1

DOUBLE ARROW

**SHA** \* FOR ARROWHEAD DIMENSIONS REFER TO STANDARD ARROW DETAILS IN APPENDIX-ARROWS SECTION FROM FHWA'S STANDARD HIGHWAY SIGNS BOOK-APPENDIX SECTION.

	A	B	C	D	E	F	G	H	J
	24	.375	.625	8	4.125	9.75	11.625	3.125	1.5
<b>C</b>	30	.5	.75	10	5.25	12.375	14.688	4	1.875
	36	.625	.875	12	6.125	14.625	17.5	4.75	2.25
	48	.75	1.25	16	8.25	19.5	23.25	6.25	3

WARNING SIGN COLORS:  
(24" and 30" SIGNS ONLY)

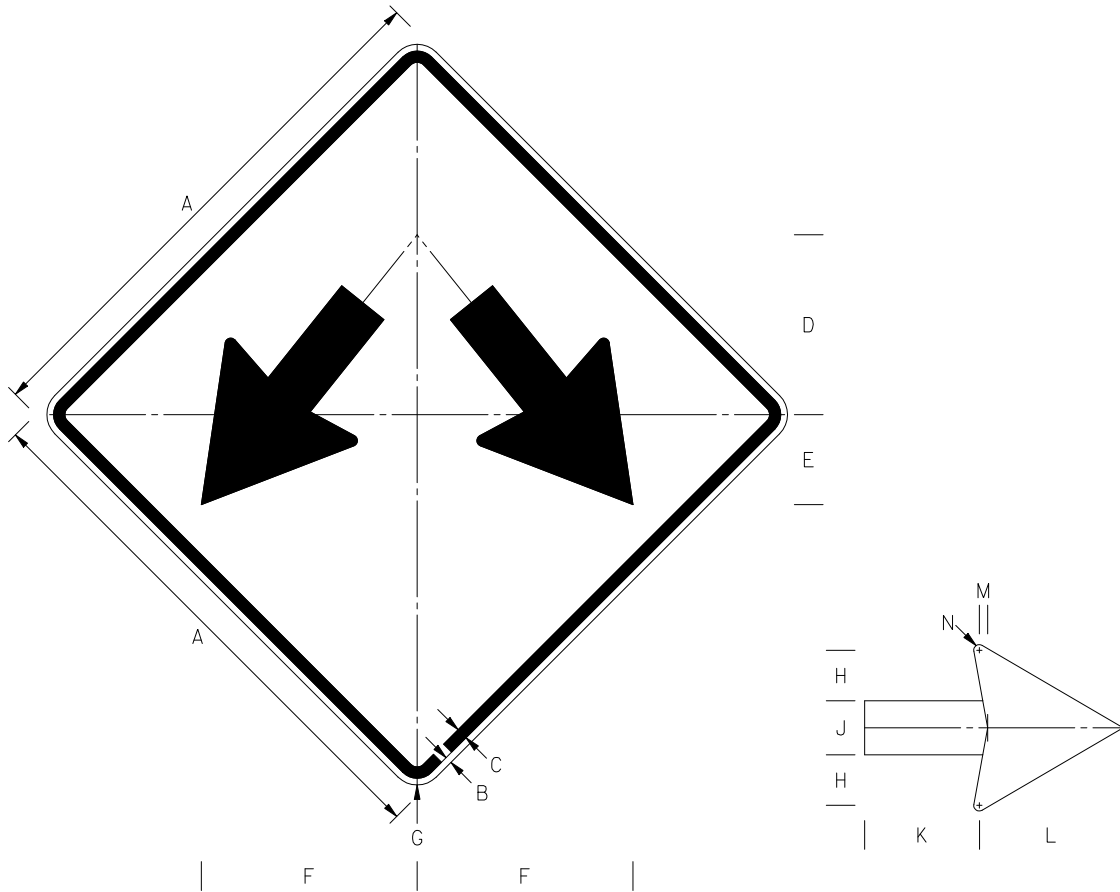
**SHA** SYMBOL — BLACK  
BACKGROUND — FLUORESCENT YELLOW  
(RETROREFLECTIVE)

**SHA** REFERENCES  
MdMUTCD SECTION - 2C.20

TTC SIGN COLORS:

**SHA** SYMBOL — BLACK  
BACKGROUND — FLUORESCENT ORANGE (RETROREFLECTIVE)

**SHA** REFERENCES  
MdMUTCD SECTION - 6F.46, 6F.50



NOTE: SIGN SUPPLEMENTS FEDERAL SIGN W12-1.

SIGN SIZE	DIMENSIONS (INCHES)												
	A	B	C	D	E	F	G	H	J	K	L	M	N
SPECIAL	60	3/4	1-1/4	20	10	24	3	5-5/8	6	12-3/4	16	15/16	5/8

REFERENCES

MdMUTCD SECTION - 6F.46, 6F.50

COLORS

LEGEND - BLACK  
BACKGROUND - FLUORESCENT ORANGE

APPROVED Tom Hicks (signature on file)  
DIRECTOR - OFFICE OF TRAFFIC AND SAFETY

**Maryland Department of Transportation**  
**STATE HIGHWAY ADMINISTRATION**  
MARYLAND STANDARD HIGHWAY SIGNS



APPROVAL • SHA REVISIONS	APPROVAL • FEDERAL HIGHWAY ADMINISTRATION
APPROVAL <b>03/02/2009</b>	APPROVAL
REVISED	REVISED
REVISED	REVISED
REVISED	REVISED

**DOUBLE ARROW**

**SIGN NUMBER**

**W12-1(1)**



SHA



W12-2

LOW CLEARANCE (ENGLISH)

SHA REFERENCES

MdMUTCD SECTION - 2C.22

LOW CLEARANCE (METRIC)

A	B	C	D	E	F	G	H	J	K	L	M	N
18	.375	.625	3.438	4	2.125	.5	1.5	1	1.5	.938	.625	.25
30	.5	.75	5.75	6.625	3.75	.75	2.5	1.688	1.875	1.563	1	.438
36	.625	.875	6.875	8	4.25	1	3	2	2.25	1.875	1.25	.5
48	.75	1.25	9.188	10.625	5.875	1.313	4	2.625	3	2.438	1.625	.625

**C**

P	Q	R	S
1.375	2	3	6 D
2.25	3.313	5	10 D
2.75	4	6	12 D
3.625	5.58	8	16 D

SHA

\*FOR ARROWHEAD DIMENSIONS REFER TO ARROWS  
 FOR GUIDE SIGNS DOWN-ARROW DETAIL IN  
 APPENDIX-ARROW SECTION FROM FHWA'S STANDARD  
 HIGHWAY SIGNS BOOK-APPENDIX SECTION

\*\*Optically space numerals about center line.

WARNING SIGN COLORS:

SYMBOL & LEGEND—BLACK

SHA BACKGROUND — FLUORESCENT YELLOW (RETROREFLECTIVE)

TTC SIGN COLORS:

SYMBOL & LEGEND—BLACK

SHA BACKGROUND — FLUORESCENT ORANGE (RETROREFLECTIVE)



W13-1

ADVISORY SPEED (ENGLISH)

\*Series 2000 Standard Alphabets.

\*\*Optically space numerals about vertical centerline.

	A	B	C	D	E	F	G	H	J
<b>C</b>	18	.375	.625	2.5	8 E	2	3 E	4.723	1.5
	24	.375	.625	3.625	10 E	2.75	4 E	6.284	1.5
	30	.5	.75	4.5	12 E	4	5 E	7.416	1.875

WARNING SIGN COLORS:

LEGEND — BLACK  
**SHA** BACKGROUND — FLUORESCENT YELLOW (RETROREFLECTIVE)

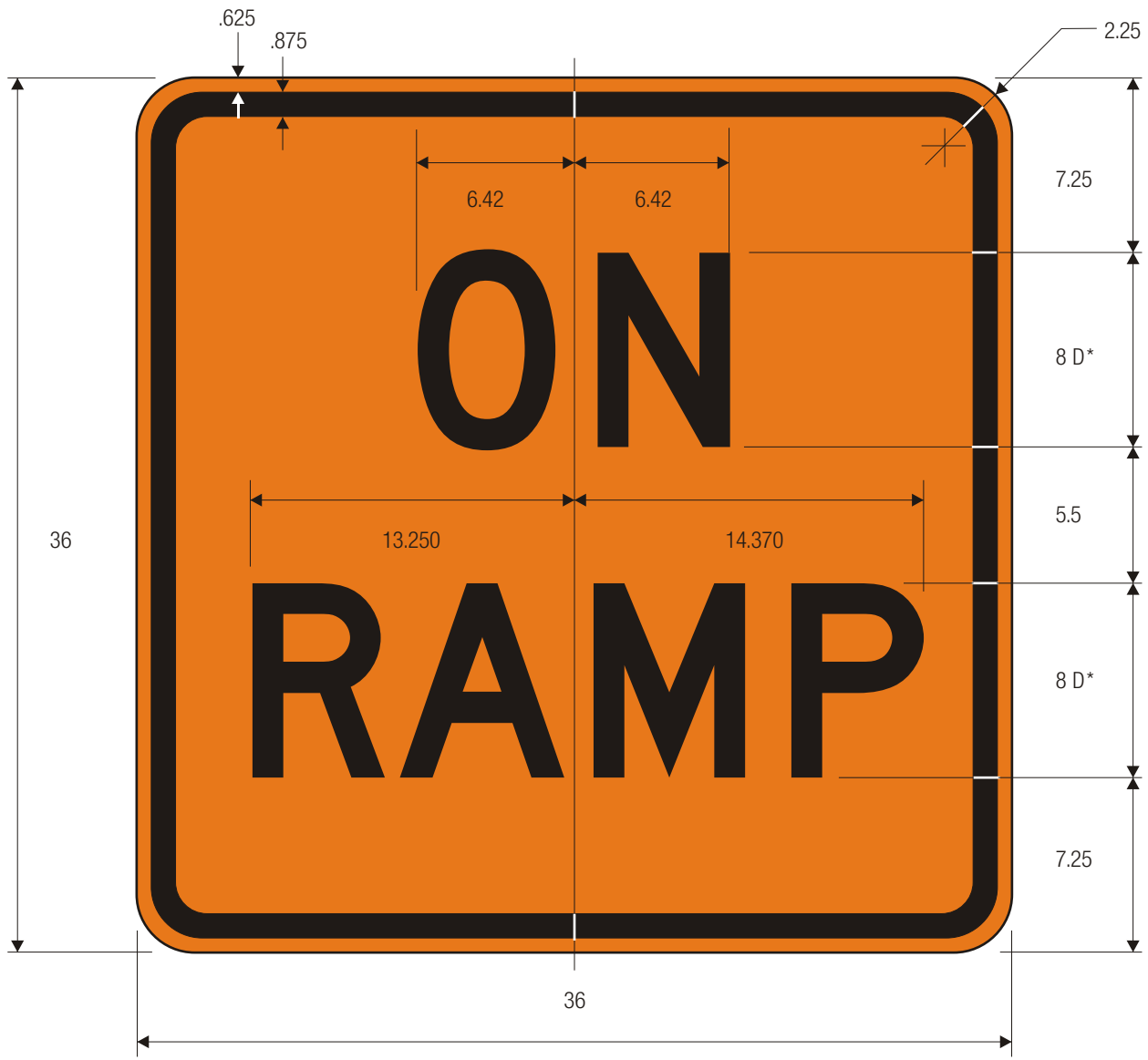
TTC SIGN COLORS:

LEGEND — BLACK  
**SHA** BACKGROUND — FLUORESCENT ORANGE (RETROREFLECTIVE)

**SHA** REFERENCES

MdMUTCD SECTION - 2C.06, 2C.10, 2C.11, 2C.15, 2C.24, 2C.25, 2C.37, 2C.46, 5C.10



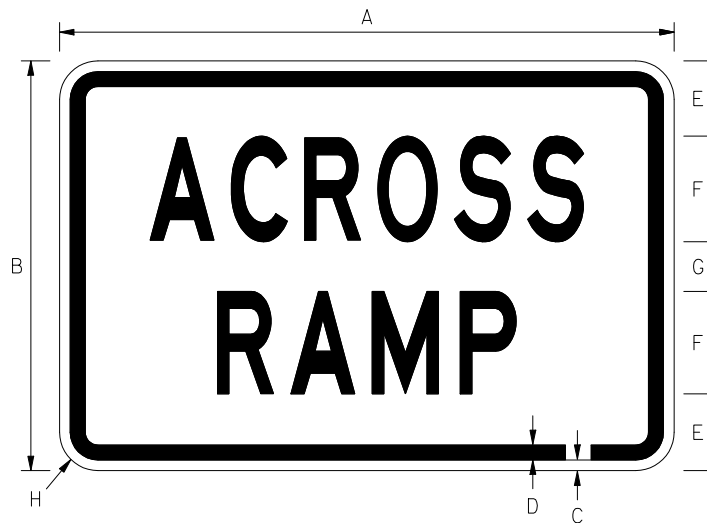


W13-4  
ON RAMP

\*Series 2000 Standard Alphabets.

SHA REFERENCES  
MdMUTCD SECTION - 6F.25

TTC SIGN COLORS:  
LEGEND — BLACK  
SHA BACKGROUND—FLUORESCENT ORANGE (RETROREFLECTIVE)



SIGN SIZE	DIMENSIONS (INCHES)							
	A	B	C	D	E	F	G	H
STD	36	24	5/8	7/8	4-1/2	6C	3	2-1/4
SPECIAL	48	30	3/4	1-1/4	5	8C	4	3

REFERENCES

MdMUTCD SECTION - 2C.43

COLORS

FOR USE AS WARNING SIGNS

LEGEND - BLACK  
BACKGROUND - FLUORESCENT YELLOW

FOR USE AS SCHOOL SIGNS

LEGEND - BLACK  
BACKGROUND - FLUORESCENT YELLOW-GREEN

FOR USE AS WORK AREA SIGNS

LEGEND - BLACK  
BACKGROUND - FLUORESCENT ORANGE

APPROVED Tom Hicks (signature on file)  
DIRECTOR - OFFICE OF TRAFFIC AND SAFETY

**Maryland Department of Transportation**  
**STATE HIGHWAY ADMINISTRATION**  
MARYLAND STANDARD HIGHWAY SIGNS

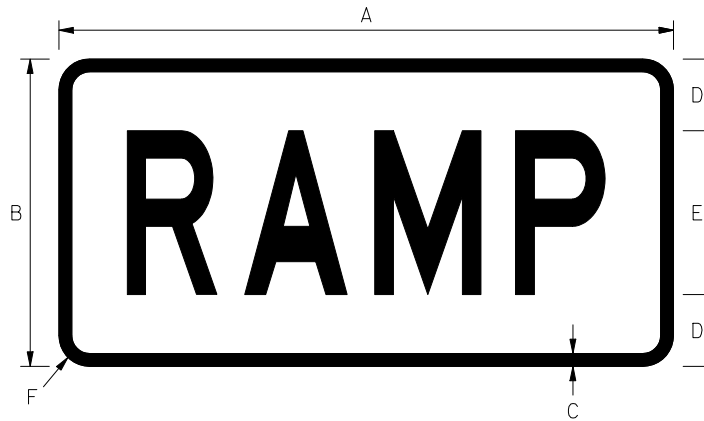


APPROVAL • SHA REVISIONS	APPROVAL • FEDERAL HIGHWAY ADMINISTRATION
APPROVAL <b>03/02/2009</b>	APPROVAL
REVISED	REVISED
REVISED	REVISED
REVISED	REVISED

**ACROSS RAMP**

**SIGN NUMBER**

**W13-4(1)**



SIGN SIZE	DIMENSIONS (INCHES)					
	A	B	C	D	E	F
STD	30	15	5/8	3-1/2	8C	1-1/2

REFERENCES

MdMUTCD SECTION - 6F.25

COLORS

LEGEND - WHITE

BACKGROUND - RED

APPROVED Tom Hicks (signature on file)  
DIRECTOR - OFFICE OF TRAFFIC AND SAFETY

**Maryland Department of Transportation**  
**STATE HIGHWAY ADMINISTRATION**  
MARYLAND STANDARD HIGHWAY SIGNS



APPROVAL • SHA REVISIONS	APPROVAL • FEDERAL HIGHWAY ADMINISTRATION
APPROVAL <b>03/02/2009</b>	APPROVAL
REVISED	REVISED
REVISED	REVISED
REVISED	REVISED

**RAMP**

**SIGN NUMBER**

**W13-4(2)**



W14-3

NO PASSING ZONE

\*Reduce spacing 20% for 48" size.  
 \*\*Reduce spacing 35% for 48" size.  
 \*\*\*Use Series 2000 Alphabets for 36" size.

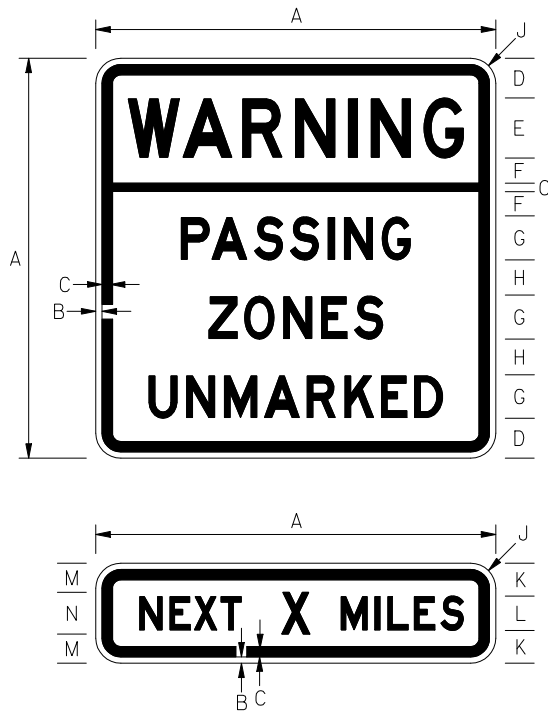
A	B	C	D	E	F	G	H	J	K	L	M	N
36	24	.5	.75	5.75	3 D	3 C	1.75	2.375	1.875	4	15.75	8.313
40	30	.5	.75	7.25	4 D	4 C	1.75	2.5	1.875	6.5	22.563	11.063
48	36	.625	.875	8.5	5 D	5 C	2	3	2.25	8	268.13	12.75
64	48	.75	1.25	12	6 D	6 C	3	4	3	10.75	33.688	16.563

WARNING SIGN COLORS:

LEGEND — BLACK  
 SHA BACKGROUND — FLUORESCENT YELLOW (RETROREFLECTIVE)

TTC SIGN COLORS:

LEGEND — BLACK  
 SHA BACKGROUND — FLUORESCENT ORANGE (RETROREFLECTIVE)



SIGN SIZE	DIMENSIONS (INCHES)						
	A	B	C	D	E	F	G
MIN	36	5/8	7/8	3-25/32	50	2-9/32	40
STD	48	3/4	1-1/4	4-7/8	70	3-1/8	50

SIGN SIZE	DIMENSIONS (INCHES)					
	H	J	K	L	M	N
MIN	3	2-1/4	4	4C	3-1/2	5C
STD	4-1/2	3	4	4D	3-1/2	5D

REFERENCES

MdMUTCD SECTION - 6F.46

COLORS

LEGEND

- TOP - BLACK
- MIDDLE - BLACK
- BOTTOM - BLACK

BACKGROUND

- TOP - FLUORESCENT ORANGE
- MIDDLE - WHITE
- BOTTOM - WHITE

APPROVED Tom Hicks (signature on file)  
DIRECTOR - OFFICE OF TRAFFIC AND SAFETY

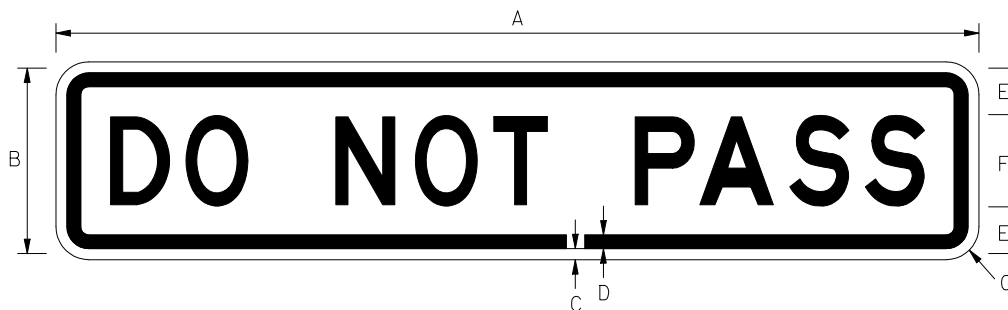
**Maryland Department of Transportation**  
**STATE HIGHWAY ADMINISTRATION**  
MARYLAND STANDARD HIGHWAY SIGNS  
**WARNING - PASSING ZONES UNMARKED -**  
**NEXT X MILES**



APPROVAL • SHA REVISIONS	APPROVAL • FEDERAL HIGHWAY ADMINISTRATION
APPROVAL <b>03/02/2009</b>	APPROVAL
REVISED	REVISED
REVISED	REVISED
REVISED	REVISED

**SIGN NUMBER**

**W14-3(1)**



SIGN SIZE	DIMENSIONS (INCHES)						
	A	B	C	D	E	F	F
STD	84	18	1	1-1/4	5	80	3

REFERENCES

MdMUTCD SECTION - 6F.05, 6F.06, 6F.07

COLORS

LEGEND - BLACK

BACKGROUND - FLUORESCENT ORANGE

APPROVED Tom Hicks (signature on file)  
DIRECTOR - OFFICE OF TRAFFIC AND SAFETY

**Maryland Department of Transportation**  
**STATE HIGHWAY ADMINISTRATION**  
MARYLAND STANDARD HIGHWAY SIGNS

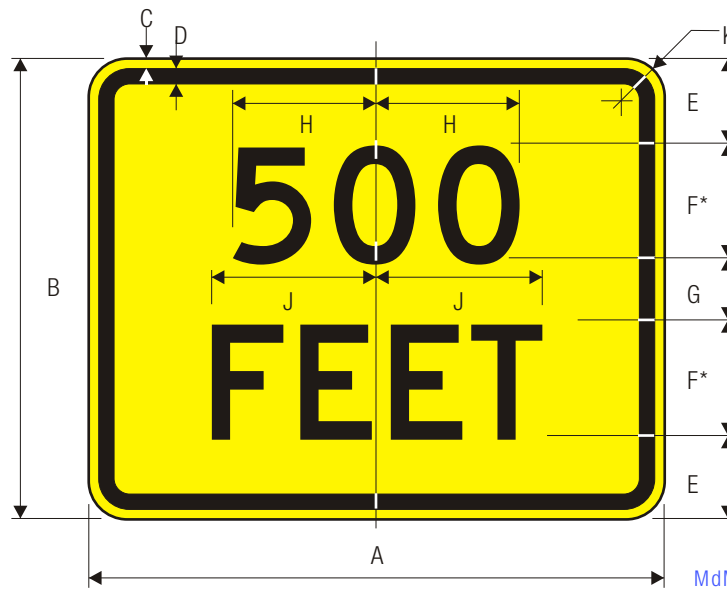


APPROVAL • SHA REVISIONS	APPROVAL • FEDERAL HIGHWAY ADMINISTRATION
APPROVAL <b>03/02/2009</b>	APPROVAL
REVISED	REVISED
REVISED	REVISED
REVISED	REVISED

**DO NOT PASS**

**SIGN NUMBER**

**W14-3(2)**



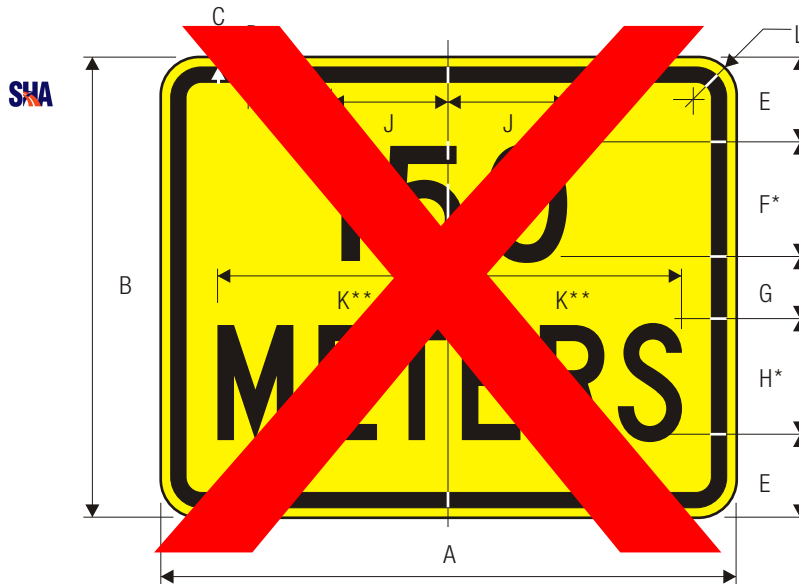
SHA REFERENCES  
MdMUTCD SECTION - 2C.45, 6F.29, 7B.07, 7B.08

**W16-2**

500 FEET (2 LINE) (ENGLISH)

**C**

A	B	C	D	E	F	G	H	J	K
18	12	.375	.625	2	3 D	2	VAR	4.303	1.5
24	18	.375	.625	3	5 D	2	VAR	7.185	1.5
30	24	.375	.625	4.375	6 D	3.25	VAR	8.606	1.875



**W16-2**

150 METERS (2 LINE) (METRIC)

\*Series 2000 Standard Alphabets.  
\*\*Reduce spacing to fit on 24" size.

**C**

A	B	C	D	E	F	G	H	J	K	L
18	12	.375	.625	2	3 D	2	3 C	VAR	6.049	1.5
24	18	.375	.625	3	5 D	2	5 C	VAR	9.627	1.5
30	24	.375	.625	4.375	6 D	3.25	6 C	VAR	12.109	1.875

WARNING SIGN COLORS:

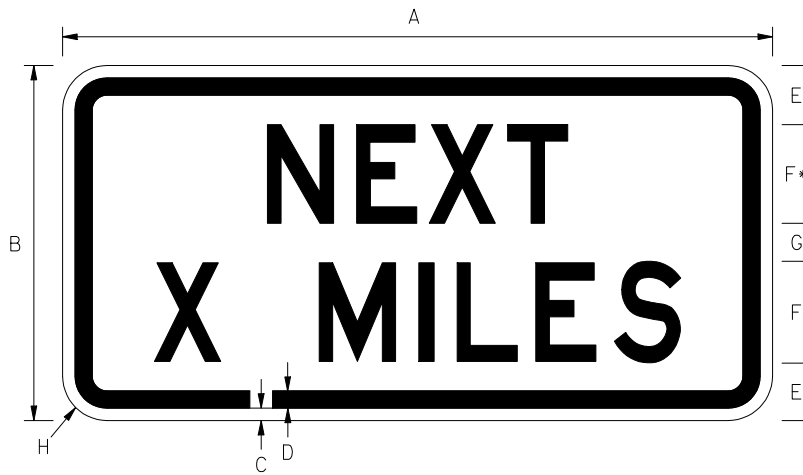
LEGEND — BLACK

SHA BACKGROUND— FLUORESCENT YELLOW  
(RETROREFLECTIVE)

TTC SIGN COLORS:

LEGEND — BLACK

SHA BACKGROUND— FLUORESCENT ORANGE (RETROREFLECTIVE)



**EVERY**

\* ALTERNATE MESSAGE "EVERY" ONLY TO BE USED WITH W21-5(4) SIGN

SIGN SIZE	DIMENSIONS (INCHES)							
	A	B	C	D	E	F	G	H
STD	36	18	5/8	7/8	3	50	2	2-1/4

REFERENCES

MdMUTCD SECTION - 6F.49

COLORS

LEGEND - BLACK

BACKGROUND - FLUORESCENT ORANGE

APPROVED Tom Hicks (signature on file)  
DIRECTOR - OFFICE OF TRAFFIC AND SAFETY

**Maryland Department of Transportation**  
**STATE HIGHWAY ADMINISTRATION**  
MARYLAND STANDARD HIGHWAY SIGNS




APPROVAL • SHA REVISIONS	APPROVAL • FEDERAL HIGHWAY ADMINISTRATION
APPROVAL <b>03/02/2009</b>	APPROVAL
REVISED	REVISED
REVISED	REVISED
REVISED	REVISED

**NEXT X MILES /EVERY X MILES**

**SIGN NUMBER**

**W16-4(1)**





W16-12p

TRAFFIC CIRCLE PLAQUE

**SHA** SIGN SHALL NOT BE USED ALONG STATE OWNED, OPERATED AND MAINTAINED ROADWAYS.

\*Series 2000 Standard Alphabets.

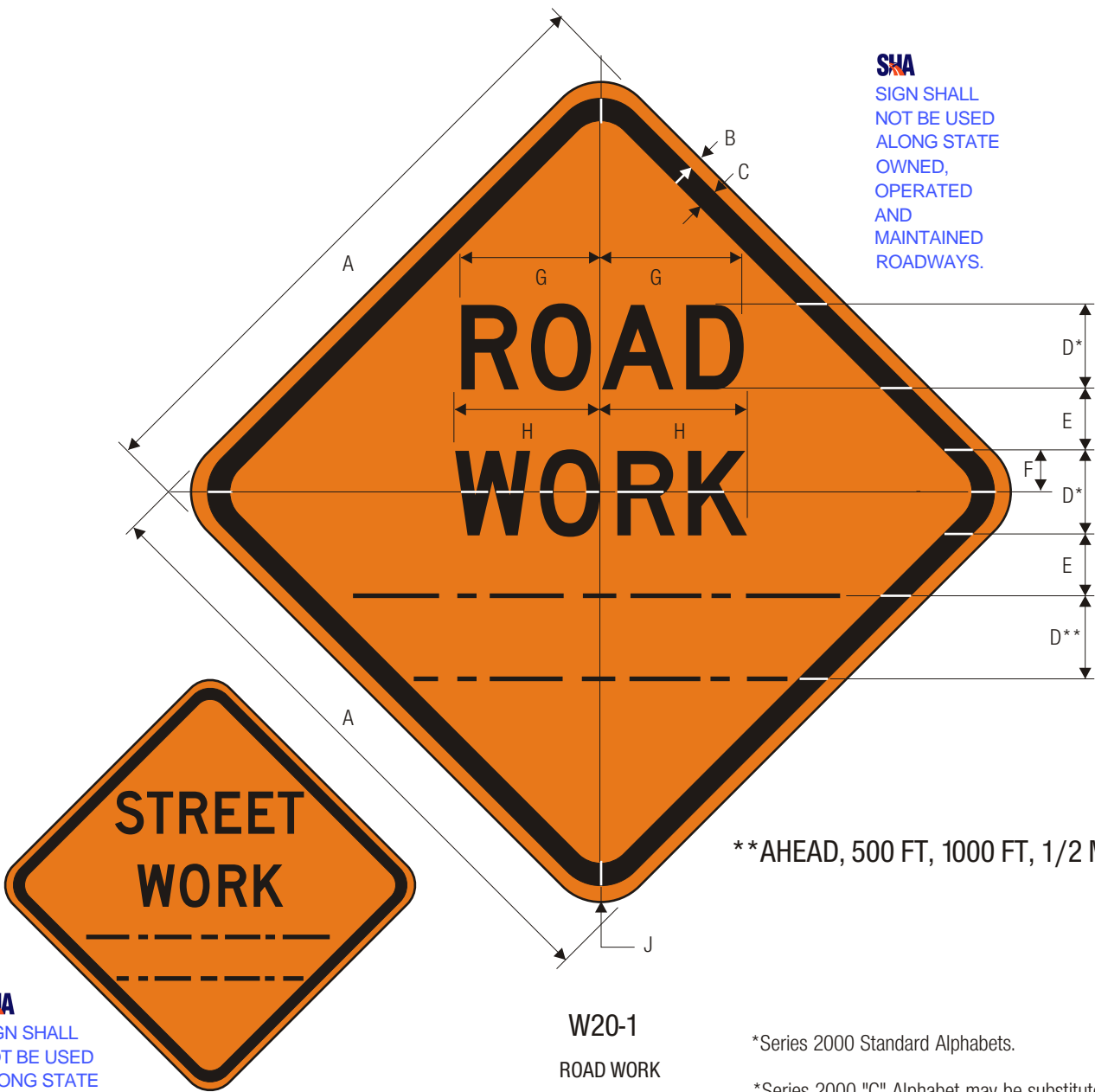
WARNING SIGN COLORS:

LEGEND — BLACK  
 BACKGROUND — YELLOW (RETROREFLECTIVE)

TTC SIGN COLORS:

LEGEND — BLACK  
 BACKGROUND — ORANGE (RETROREFLECTIVE)

**SHA**  
SIGN SHALL NOT BE USED ALONG STATE OWNED, OPERATED AND MAINTAINED ROADWAYS.



\*\*AHEAD, 500 FT, 1000 FT, 1/2 MILE

**SHA**  
SIGN SHALL NOT BE USED ALONG STATE OWNED, OPERATED AND MAINTAINED ROADWAYS.

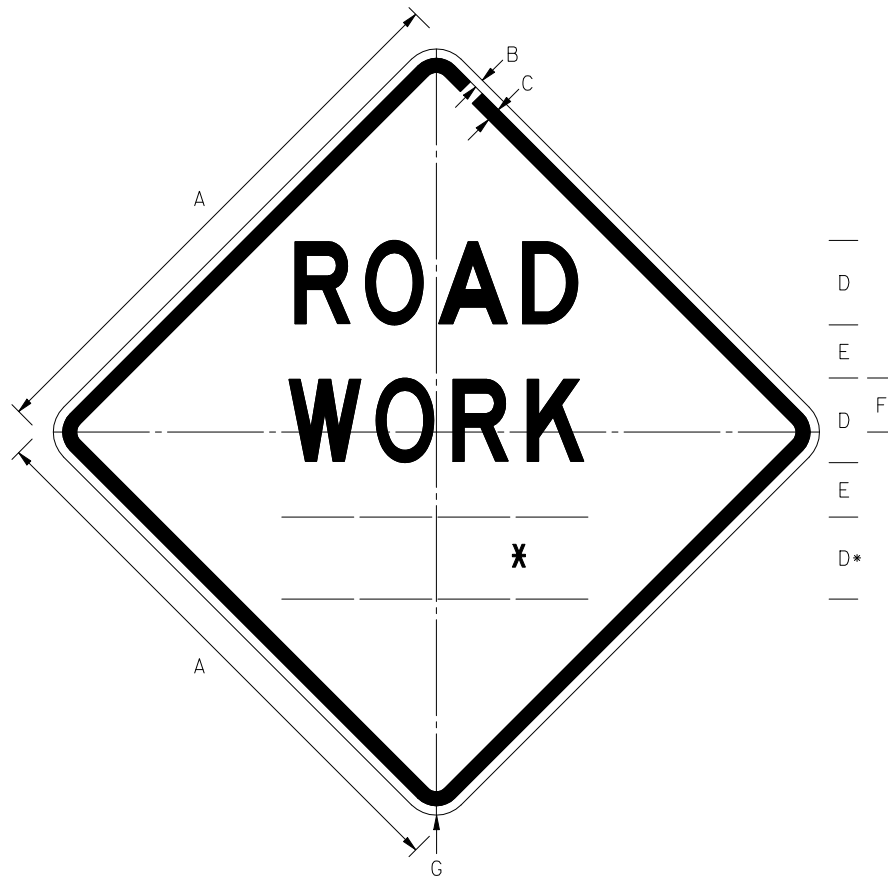
**W20-1**  
ROAD WORK

\*Series 2000 Standard Alphabets.

\*Series 2000 "C" Alphabet may be substituted where space limitations occur due to length of word message.

	A	B	C	D	E	F	G	H	J
	24	.375	.625	4 D	2	2	6.685	6.965	1.5
	30	.5	.75	4 D	2.742	2	6.685	6.965	1.875
<b>C</b>	36	.625	.875	5 D	3.682	2.481	8.406	8.666	2.25
	48	.75	1.25	7 D	4.803	3.482	11.688	11.788	3
	60	.75	1.25	8 D	5.484	4	13.370	13.930	3

TTC SIGN COLORS:  
LEGEND — BLACK  
BACKGROUND— ORANGE (RETROREFLECTIVE)



\* REFER TO DISTANCE DETAILS IN WORK AREA SECTION FOR LINE 3 MESSAGE AND DIMENSIONS

SIGN SIZE	DIMENSIONS (INCHES)						
	A	B	C	D	E	F	G
MIN	36	5/8	7/8	5D	3-1/2	3-1/4	2-1/4
STD	48	3/4	1-1/4	7D	4-3/4	4-1/2	3
EXPWY	60	3/4	1-1/4	9D	6	5	3

REFERENCES

MdMUTCD SECTION - 6F.17

COLORS

LEGEND - BLACK

BACKGROUND - FLUORESCENT ORANGE

APPROVED Tom Hicks (signature on file)  
DIRECTOR - OFFICE OF TRAFFIC AND SAFETY

**Maryland Department of Transportation**  
**STATE HIGHWAY ADMINISTRATION**  
MARYLAND STANDARD HIGHWAY SIGNS



APPROVAL • SHA REVISIONS	APPROVAL • FEDERAL HIGHWAY ADMINISTRATION
APPROVAL <b>03/02/2009</b>	APPROVAL
REVISED	REVISED
REVISED	REVISED
REVISED	REVISED

**ROAD WORK** \_\_\_\_\_

**SIGN NUMBER**

**W20-1(1)**



NOTES:

1. SIGN SUPPLEMENTS SIGN W20-1(1).
2. THIS SIGN MAY ONLY BE USED IN CASES WHERE RESTRICTED LATERAL CLEARANCE EXISTS.

\* REFER TO DISTANCE DETAILS IN WORK AREA SECTION FOR LINE 3 MESSAGE AND DIMENSIONS

SIGN SIZE	DIMENSIONS (INCHES)							
	A	B	C	D	E	F	G	H
STD	36	5/8	7/8	4-1/2	70	3-1/2	6C	2-1/4

REFERENCES

MdMUTCD SECTION - 6F.17

COLORS

FOR USE AS CONSTRUCTION SIGNS

LEGEND - BLACK  
BACKGROUND - FLUORESCENT ORANGE

FOR USE AS FITM SIGNS

LEGEND - BLACK  
BACKGROUND - FLUORESCENT YELLOW-GREEN

APPROVED Tom Hicks (signature on file)  
DIRECTOR - OFFICE OF TRAFFIC AND SAFETY



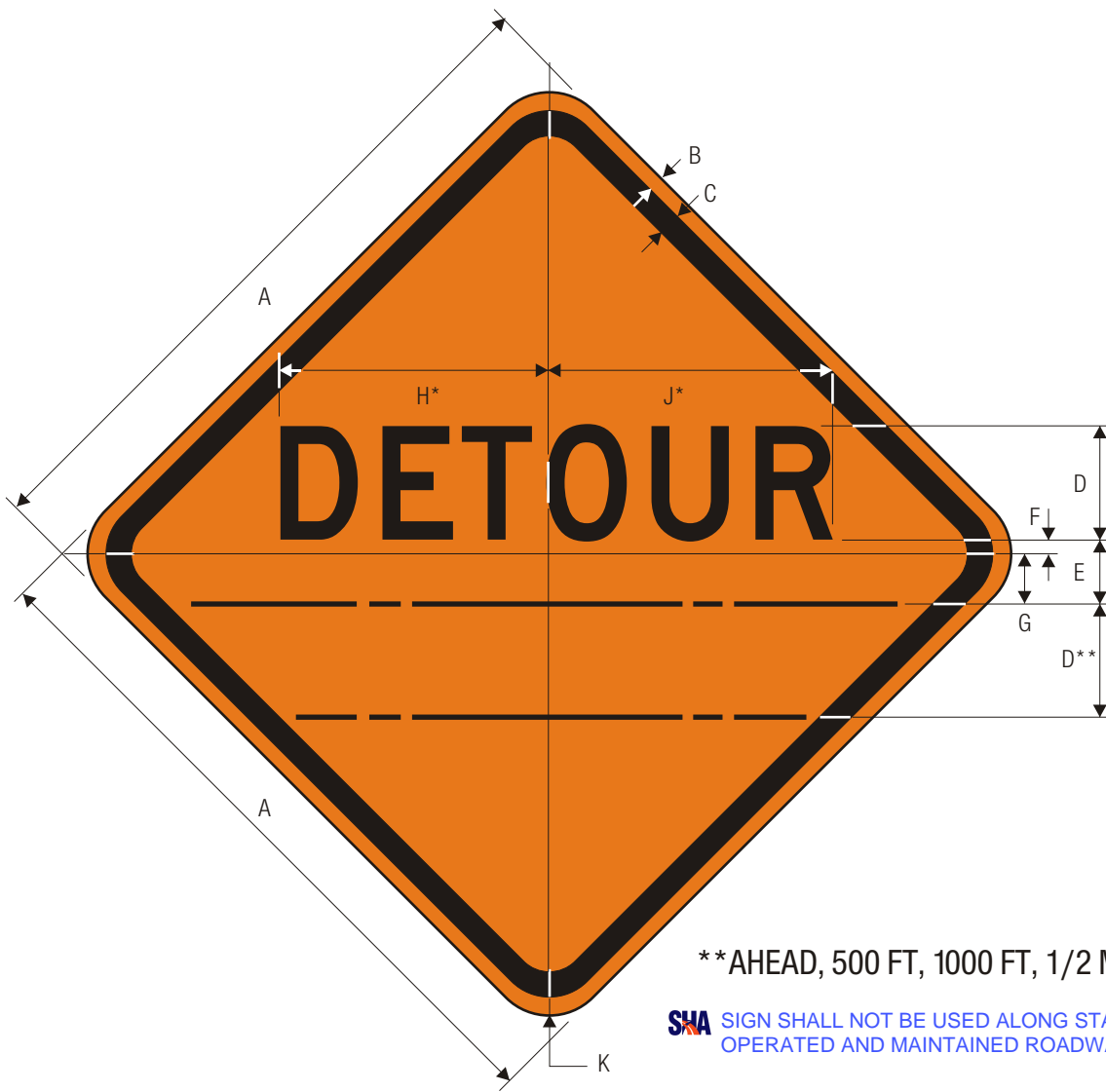
APPROVAL • SHA REVISIONS	APPROVAL • FEDERAL HIGHWAY ADMINISTRATION
APPROVAL <b>03/02/2009</b>	APPROVAL
REVISED	REVISED
REVISED	REVISED
REVISED	REVISED

**Maryland Department of Transportation**  
**STATE HIGHWAY ADMINISTRATION**  
MARYLAND STANDARD HIGHWAY SIGNS

**ROAD WORK**  
**(RESTRICTED LATERAL CLEARANCE USE)**

**SIGN NUMBER**

**W20-1(2)**



\*\*AHEAD, 500 FT, 1000 FT, 1/2 MILE

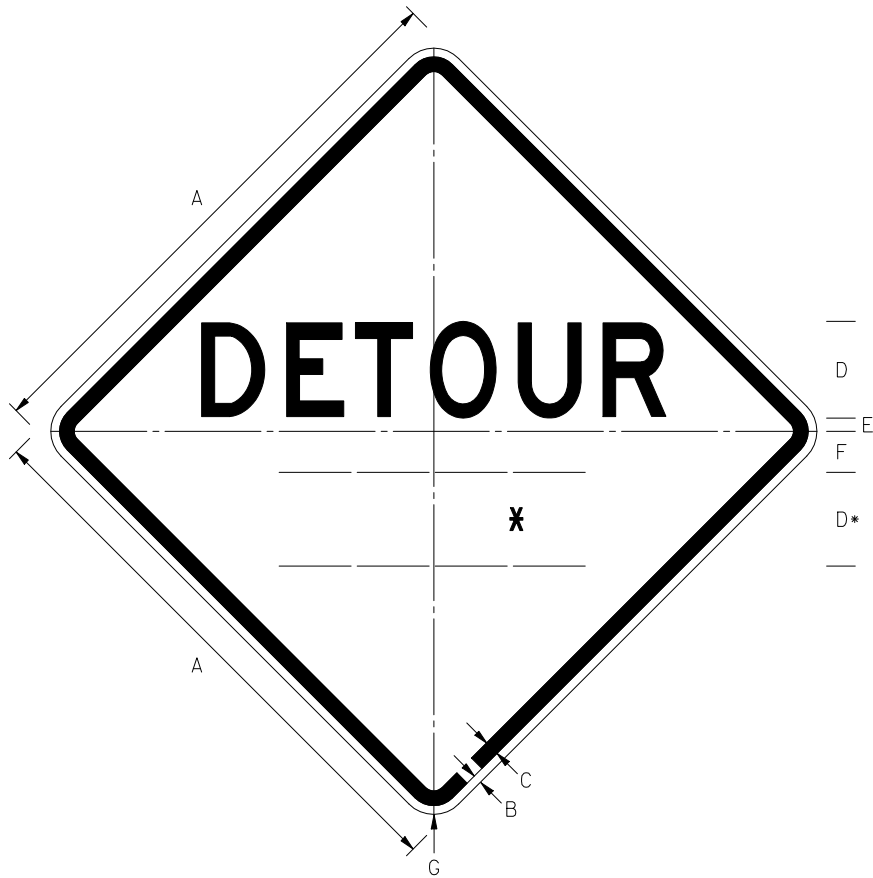
**SHA** SIGN SHALL NOT BE USED ALONG STATE OWNED OPERATED AND MAINTAINED ROADWAYS.

W20-2  
DETOUR

\*Reduce spacing 40%.

	A	B	C	D	E	F	G	H	J	K
<b>C</b>	36	.625	.875	6 D	3.5	.875	2.625	13.5	13.75	2.25
	48	.75	1.25	8 D	4.75	1.25	3.5	18	18.438	3

TTC SIGN COLORS:  
 LEGEND — BLACK  
 BACKGROUND— ORANGE (RETROREFLECTIVE)



\* REFER TO DISTANCE DETAILS IN WORK AREA SECTION FOR LINE 2 MESSAGE AND DIMENSIONS

SIGN SIZE	DIMENSIONS (INCHES)						
	A	B	C	D	E	F	G
MIN	36	5/8	7/8	6D	7/8	2-5/8	2-1/4
STD	48	3/4	1-1/4	8D	1-1/4	3-1/2	3

REFERENCES

MdMUTCD SECTION - 6F.18

COLORS

FOR USE AS CONSTRUCTION SIGNS

LEGEND - BLACK  
BACKGROUND - FLUORESCENT ORANGE

FOR USE AS FITM SIGNS

LEGEND - BLACK  
BACKGROUND - FLUORESCENT YELLOW-GREEN

APPROVED Tom Hicks (signature on file)  
DIRECTOR - OFFICE OF TRAFFIC AND SAFETY

**Maryland Department of Transportation**  
**STATE HIGHWAY ADMINISTRATION**  
MARYLAND STANDARD HIGHWAY SIGNS

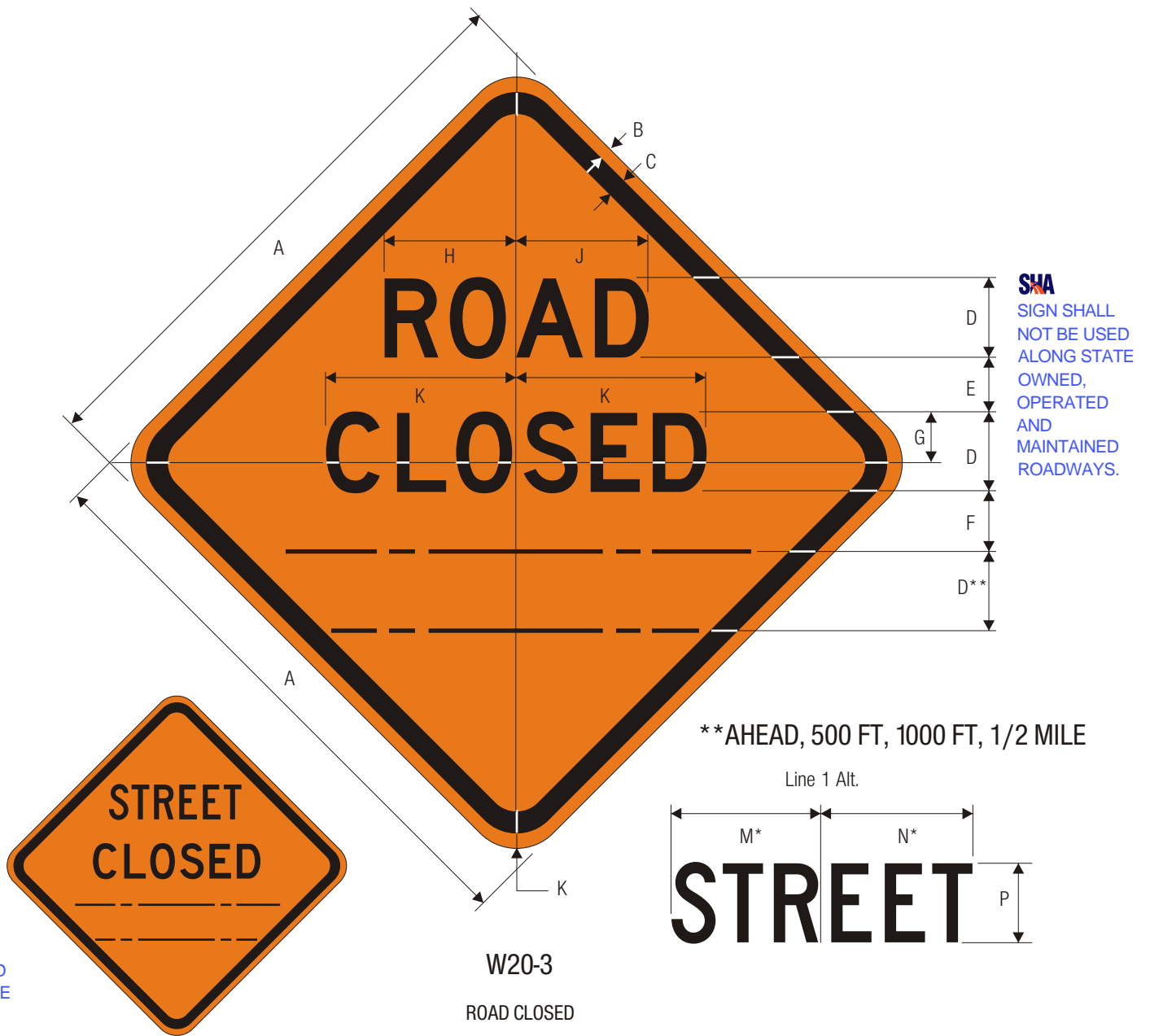


APPROVAL • SHA REVISIONS	APPROVAL • FEDERAL HIGHWAY ADMINISTRATION
APPROVAL <b>03/02/2009</b>	APPROVAL
REVISED	REVISED
REVISED	REVISED
REVISED	REVISED

**DETOUR** \_\_\_\_\_

**SIGN NUMBER**

**W20-2(1)**



**SHA**  
SIGN SHALL NOT BE USED ALONG STATE OWNED, OPERATED AND MAINTAINED ROADWAYS.

**SHA**  
SIGN SHALL NOT BE USED ALONG STATE OWNED, OPERATED AND MAINTAINED ROADWAYS.

Line 1 Alt.

\*Reduce spacing 30%.

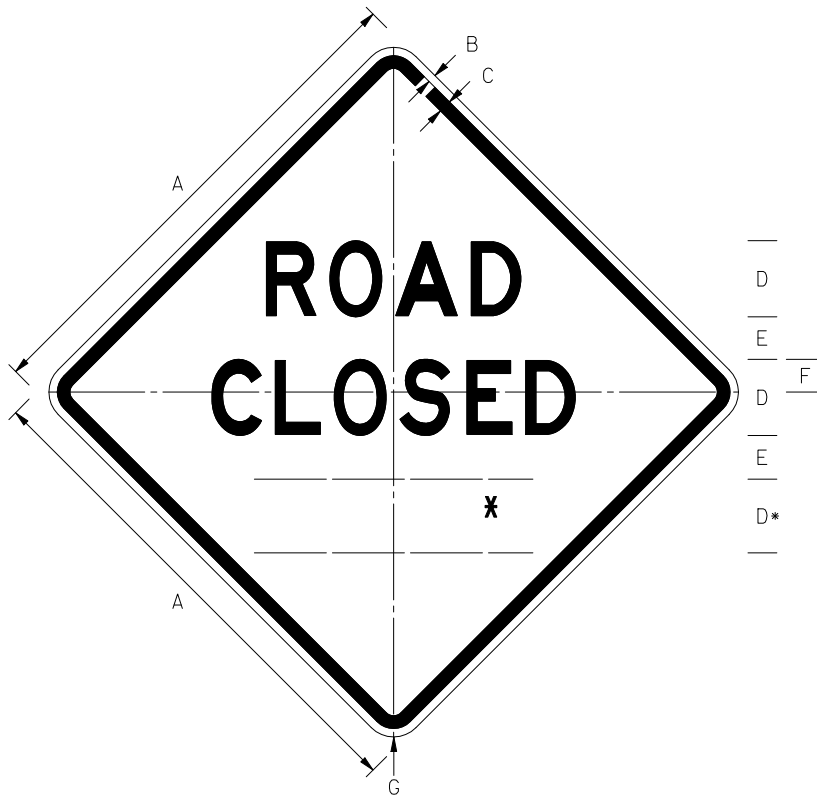
**C**

A	B	C	D	E	F	G	H	J	K	L	M
36	.625	.875	5 D	3.5	3.75	3.25	8.375	8.875	12.313	2.25	10
48	.75	1.25	7 D	4.75	5.25	4.5	11.688	12.438	17.25	3	14

N	P
9.625	5 C
13.5	7 C

TTC SIGN COLORS:  
LEGEND — BLACK  
BACKGROUND— ORANGE (RETROREFLECTIVE)



\* REFER TO DISTANCE DETAILS IN WORK AREA SECTION FOR LINE 3 MESSAGE AND DIMENSIONS

SIGN SIZE	DIMENSIONS (INCHES)						
	A	B	C	D	E	F	G
MIN	36	5/8	7/8	5D	3	3	2-1/4
STD	48	3/4	1-1/4	7D	4-1/4	3	3

REFERENCES

MdMUTCD SECTION - 6F.19

COLORS

FOR USE AS CONSTRUCTION SIGNS

LEGEND - BLACK  
BACKGROUND - FLUORESCENT ORANGE

FOR USE AS FITM SIGNS

LEGEND - BLACK  
BACKGROUND - FLUORESCENT YELLOW-GREEN

APPROVED Tom Hicks (signature on file)  
DIRECTOR - OFFICE OF TRAFFIC AND SAFETY

**Maryland Department of Transportation**  
**STATE HIGHWAY ADMINISTRATION**  
MARYLAND STANDARD HIGHWAY SIGNS



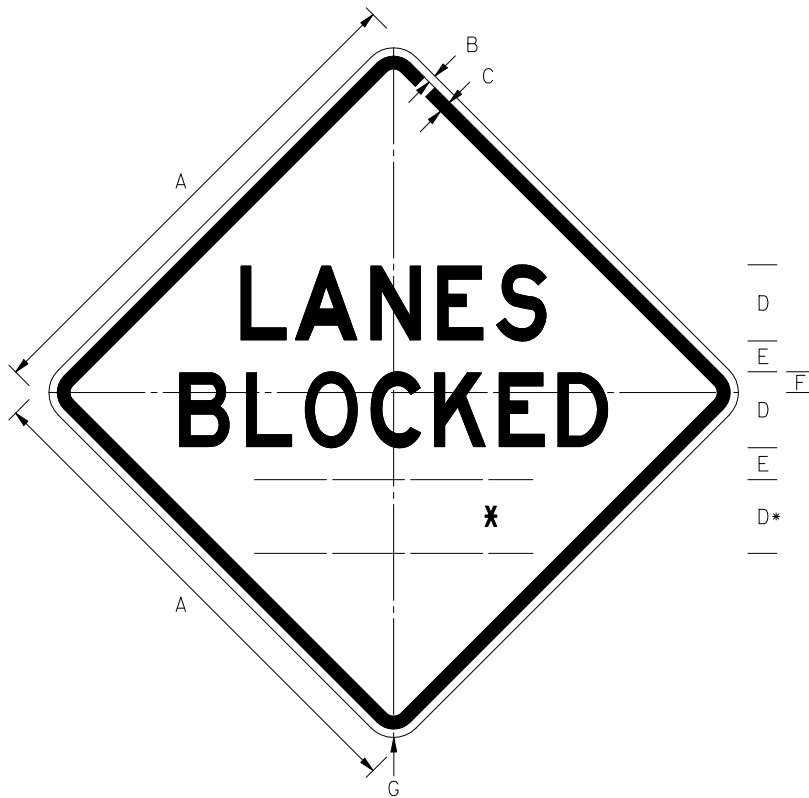
APPROVAL • SHA REVISIONS	APPROVAL • FEDERAL HIGHWAY ADMINISTRATION
APPROVAL <b>03/02/2009</b>	APPROVAL
REVISED	REVISED
REVISED	REVISED
REVISED	REVISED

**ROAD CLOSED** \_\_\_\_\_

**SIGN NUMBER**

**W20-3(1)**





\* REFER TO DISTANCE DETAILS IN WORK AREA SECTION FOR LINE 3 MESSAGE AND DIMENSIONS

SIGN SIZE	DIMENSIONS (INCHES)						
	A	B	C	D	E	F	G
STD	48	3/4	1-1/4	70	3-1/8	1-7/8	3

REFERENCES

MdMUTCD SECTION - 6F.19

COLORS

LEGEND - BLACK

BACKGROUND - FLUORESCENT ORANGE

APPROVED Tom Hicks (signature on file)  
DIRECTOR - OFFICE OF TRAFFIC AND SAFETY

**Maryland Department of Transportation**  
**STATE HIGHWAY ADMINISTRATION**  
MARYLAND STANDARD HIGHWAY SIGNS

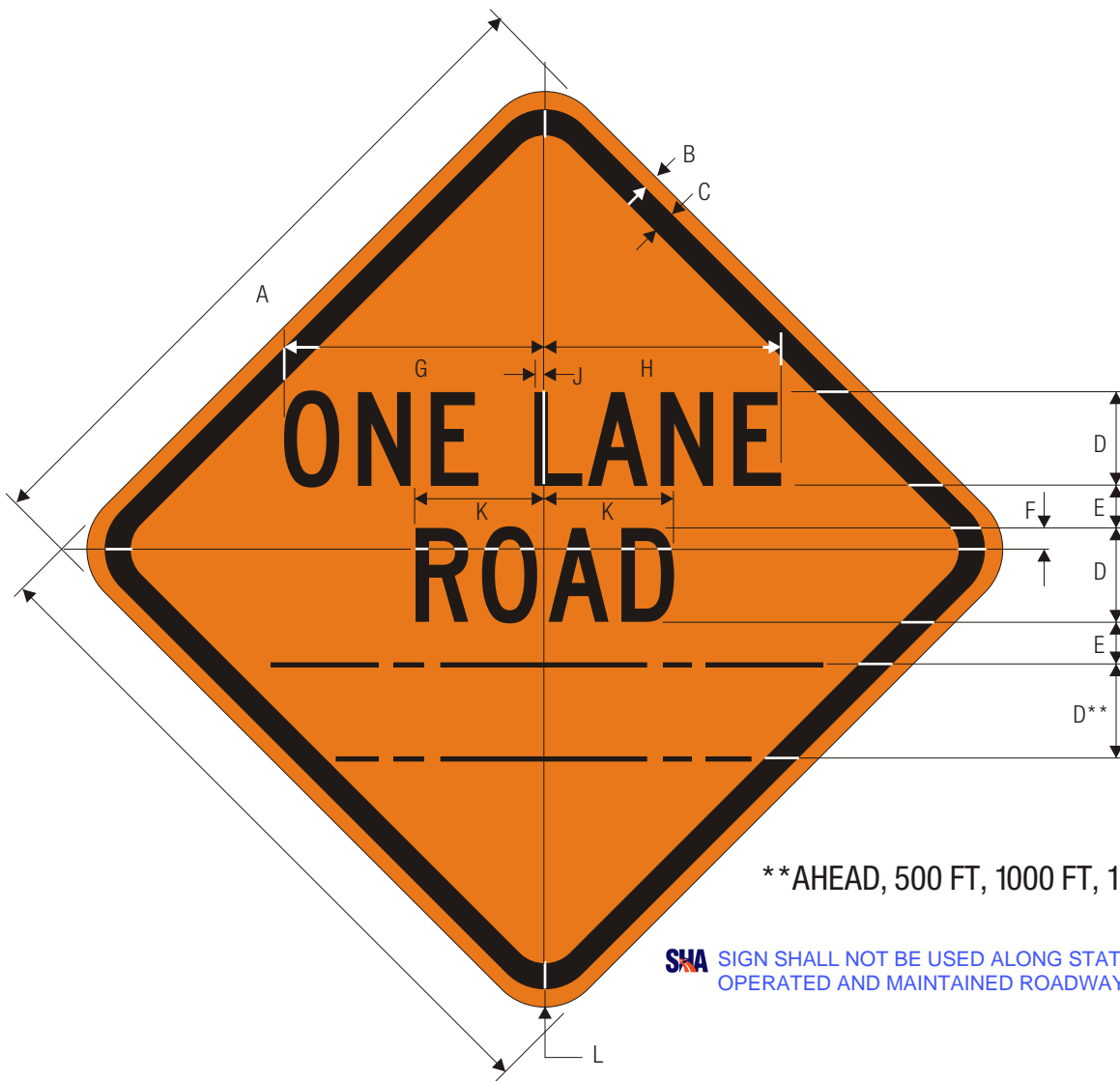


APPROVAL • SHA REVISIONS	APPROVAL • FEDERAL HIGHWAY ADMINISTRATION
APPROVAL <b>03/02/2009</b>	APPROVAL
REVISED	REVISED
REVISED	REVISED
REVISED	REVISED

**LANES BLOCKED** \_\_\_\_\_

**SIGN NUMBER**

**W20-3(2)**



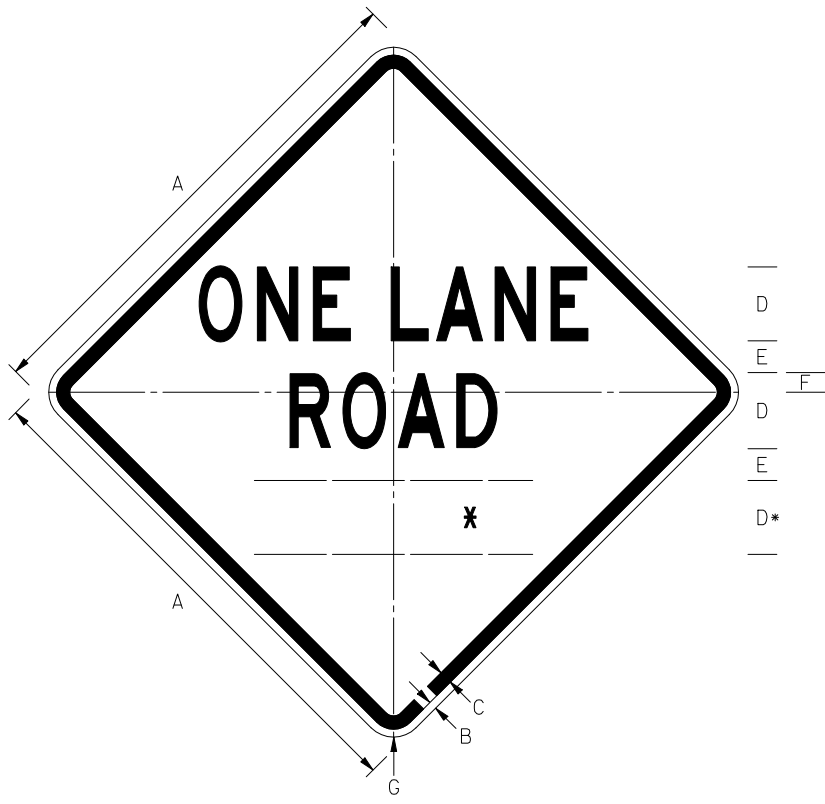
\*\*AHEAD, 500 FT, 1000 FT, 1/2 MILE

**SHA** SIGN SHALL NOT BE USED ALONG STATE OWNED, OPERATED AND MAINTAINED ROADWAYS.

W20-4  
ONE LANE ROAD

	A	B	C	D	E	F	G	H	J	K	L
<b>C</b>	36	.625	.875	5 C	2.25	1.25	12.125	12.625	.375	7	2.25
	48	.75	1.25	7 C	3.125	1.75	18.5	17.75	.5	9.688	3

TTC SIGN COLORS:  
 LEGEND — BLACK  
 BACKGROUND— ORANGE (RETROREFLECTIVE)



\* REFER TO DISTANCE DETAILS IN WORK AREA SECTION FOR LINE 3 MESSAGE AND DIMENSIONS

SIGN SIZE	DIMENSIONS (INCHES)						
	A	B	C	D	E	F	G
MIN	36	5/8	7/8	5C	2-1/4	1-1/4	2-1/4
STD	48	3/4	1-1/4	7C	3-1/8	1-3/4	3

REFERENCES

MdMUTCD SECTION - 6F.20

COLORS

LEGEND - BLACK  
BACKGROUND - FLUORESCENT ORANGE

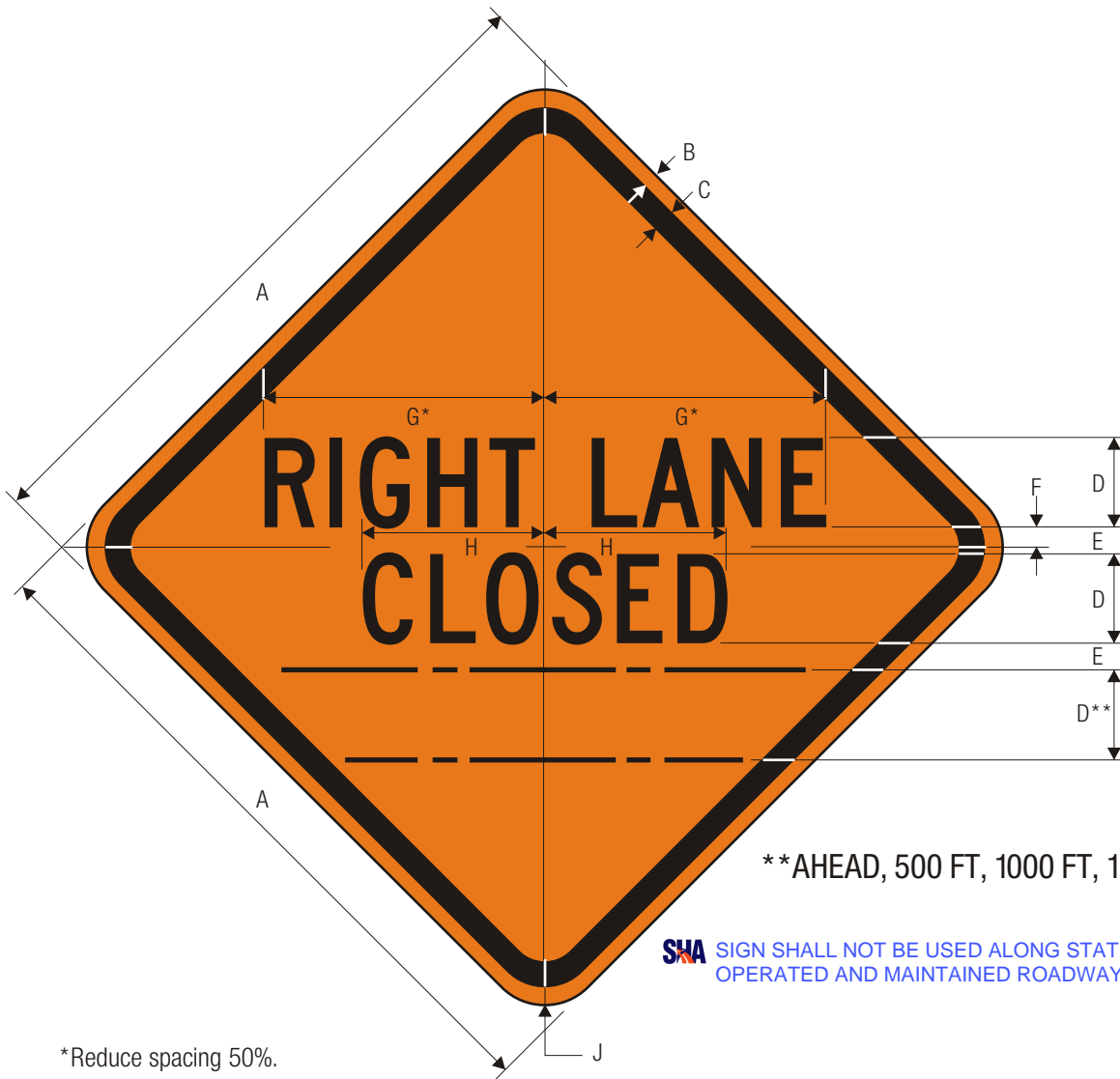
APPROVED Tom Hicks (signature on file)  
DIRECTOR - OFFICE OF TRAFFIC AND SAFETY

	APPROVAL • SHA REVISIONS	APPROVAL • FEDERAL HIGHWAY ADMINISTRATION
	APPROVAL <b>03/02/2009</b>	APPROVAL
	REVISED	REVISED
	REVISED	REVISED

**Maryland Department of Transportation**  
**STATE HIGHWAY ADMINISTRATION**  
MARYLAND STANDARD HIGHWAY SIGNS

**ONE LANE ROAD** \_\_\_\_\_

**SIGN NUMBER** **W20-4(1)**



\*\*AHEAD, 500 FT, 1000 FT, 1/2 MILE

**SHA** SIGN SHALL NOT BE USED ALONG STATE OWNED, OPERATED AND MAINTAINED ROADWAYS.

\*Reduce spacing 50%.

W20-5

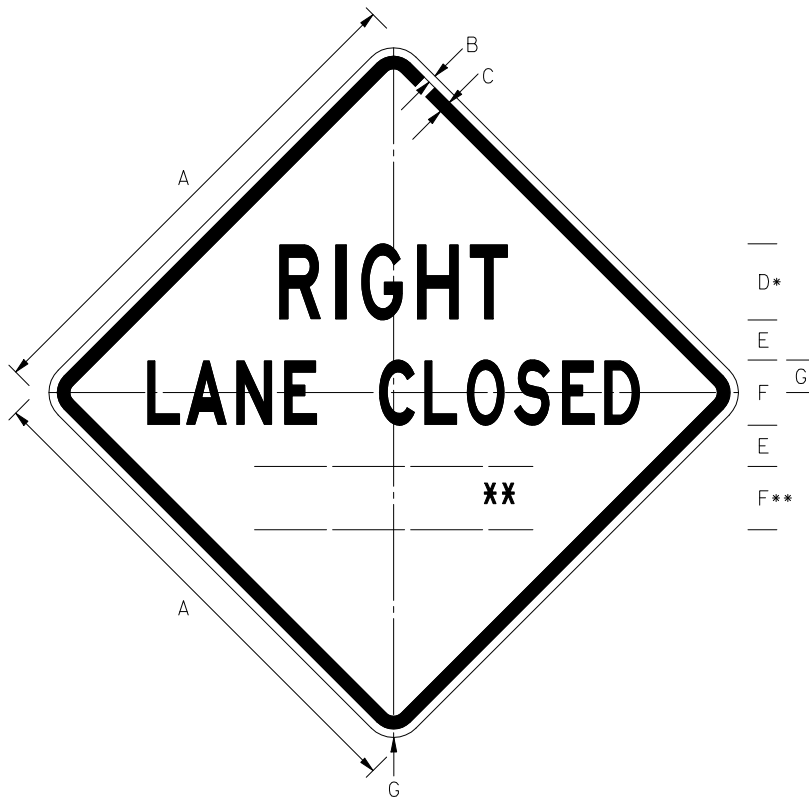
RIGHT (CENTER) (LEFT) LANE CLOSED



**C**

A	B	C	D	E	F	G	H	J	K	L	M
36	.625	.875	5 C	2.75	.375	15.75	10.25	2.25	14.5	16.25	15.75
48	.75	1.25	6 C	3.375	.5	19	12.313	3	17.438	20.375	19.375

TTC SIGN COLORS:  
 LEGEND — BLACK  
 BACKGROUND— ORANGE (RETROREFLECTIVE)



\* REFER TO W20-5(2) FOR LINE 1 ALTERNATE MESSAGES  
 \*\* REFER TO DISTANCE DETAILS IN WORK AREA SECTION FOR LINE 3 MESSAGE AND DIMENSIONS

SIGN SIZE	DIMENSIONS (INCHES)						
	A	B	C	D	E	F	G
MIN	36	5/8	7/8	6C	3	5C	2-1/4
STD	48	3/4	1-1/4	7C	4	6C	3

REFERENCES

MdMUTCD SECTION - 6F.21

COLORS

FOR USE AS CONSTRUCTION SIGNS

LEGEND - BLACK  
 BACKGROUND - FLUORESCENT ORANGE

FOR USE AS FITM SIGNS

LEGEND - BLACK  
 BACKGROUND - FLUORESCENT YELLOW-GREEN

APPROVED Tom Hicks (signature on file)  
 DIRECTOR - OFFICE OF TRAFFIC AND SAFETY

**Maryland Department of Transportation**  
**STATE HIGHWAY ADMINISTRATION**  
 MARYLAND STANDARD HIGHWAY SIGNS

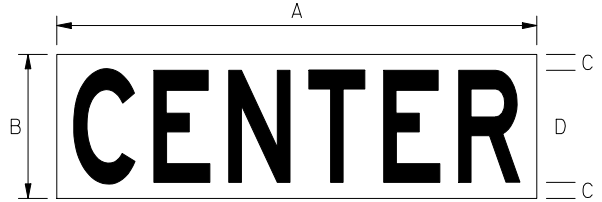
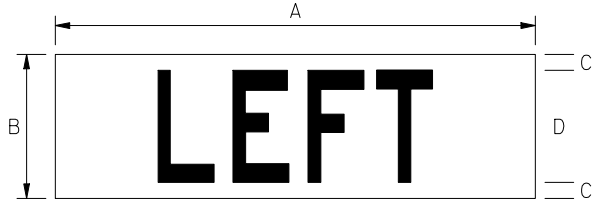


APPROVAL • SHA REVISIONS	APPROVAL • FEDERAL HIGHWAY ADMINISTRATION
APPROVAL <b>03/02/2009</b>	APPROVAL
REVISED	REVISED
REVISED	REVISED
REVISED	REVISED

**RIGHT LANE CLOSED** \_\_\_\_\_

**SIGN NUMBER**

**W20-5(1)**



**NOTES:**

1. THESE PANELS ARE TO BE USED AS OVERLAYS TO THE W20-5(1), W20-5(3) AND W20-5a(2) SIGNS.
2. CENTER TEXT ABOUT THE CENTERLINE OF W20-5(1), W20-5(3) AND W20-5a(2) SIGNS.

SIGN SIZE	DIMENSIONS (INCHES)				
	A	B	C	D	E
MIN	20	8	1	6C	6B
STD	30	9	1	7C	7C

**REFERENCES**

MdMUTCD SECTION - 6F.21, 6F.22

**COLORS**

LEGEND - BLACK  
BACKGROUND - FLUORESCENT ORANGE

APPROVED Tom Hicks (signature on file)  
DIRECTOR - OFFICE OF TRAFFIC AND SAFETY

**Maryland Department of Transportation**  
**STATE HIGHWAY ADMINISTRATION**  
MARYLAND STANDARD HIGHWAY SIGNS




APPROVAL • SHA REVISIONS	APPROVAL • FEDERAL HIGHWAY ADMINISTRATION
APPROVAL <b>03/02/2009</b>	APPROVAL
REVISED	REVISED
REVISED	REVISED
REVISED	REVISED

**LEFT AND CENTER OVERLAYS**

**SIGN NUMBER**

**W20-5(2)**



**NOTES:**

- 1. SIGN SUPPLEMENTS SIGN W20-5(1).
- 2. THIS SIGN MAY ONLY BE USED IN CASES WHERE RESTRICTED LATERAL CLEARANCE EXISTS.

- \* REFER TO W20-5(2) FOR LINE 1 ALTERNATE MESSAGES
- \*\* REFER TO DISTANCE DETAILS IN WORK AREA SECTION FOR LINE 4 MESSAGE AND DIMENSIONS

SIGN SIZE	DIMENSIONS (INCHES)								
	A	B	C	D	E	F	G	H	J
STD	36	48	5/8	7/8	4-3/4	7C	4-1/2	6C	2-1/4

**REFERENCES**

MdMUTCD SECTION - 6F.21

**COLORS**

FOR USE AS CONSTRUCTION SIGNS

LEGEND - BLACK  
BACKGROUND - FLUORESCENT ORANGE

FOR USE AS FITM SIGNS

LEGEND - BLACK  
BACKGROUND - FLUORESCENT YELLOW-GREEN

APPROVED Tom Hicks (signature on file)  
DIRECTOR - OFFICE OF TRAFFIC AND SAFETY



APPROVAL • SHA REVISIONS	APPROVAL • FEDERAL HIGHWAY ADMINISTRATION
APPROVAL <b>03/02/2009</b>	APPROVAL
REVISED	REVISED
REVISED	REVISED
REVISED	REVISED

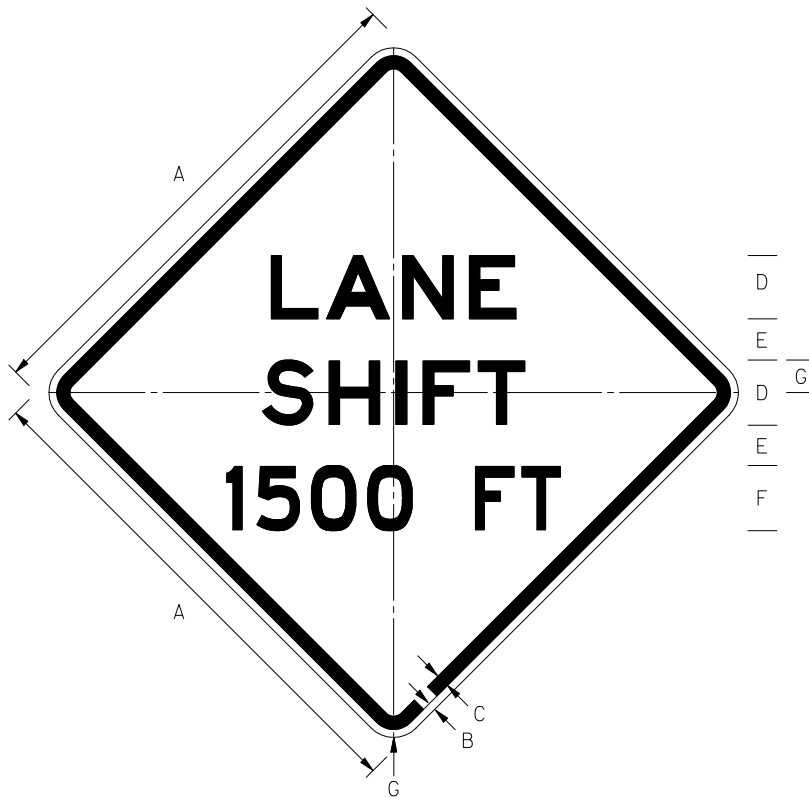
**Maryland Department of Transportation  
STATE HIGHWAY ADMINISTRATION**

MARYLAND STANDARD HIGHWAY SIGNS

**RIGHT LANE CLOSED  
(RESTRICTED LATERAL CLEARANCE USE)**

**SIGN NUMBER**

**W20-5(3)**



SIGN SIZE	DIMENSIONS (INCHES)						
	A	B	C	D	E	F	G
STD	48	3/4	1-1/4	6E	4	6D	3

REFERENCES

MdMUTCD SECTION - 6F.46

COLORS

LEGEND - BLACK

BACKGROUND - FLUORESCENT ORANGE

APPROVED Tom Hicks (signature on file)  
DIRECTOR - OFFICE OF TRAFFIC AND SAFETY

**Maryland Department of Transportation**  
**STATE HIGHWAY ADMINISTRATION**  
MARYLAND STANDARD HIGHWAY SIGNS



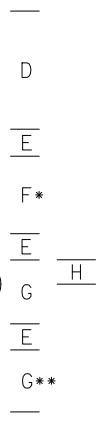
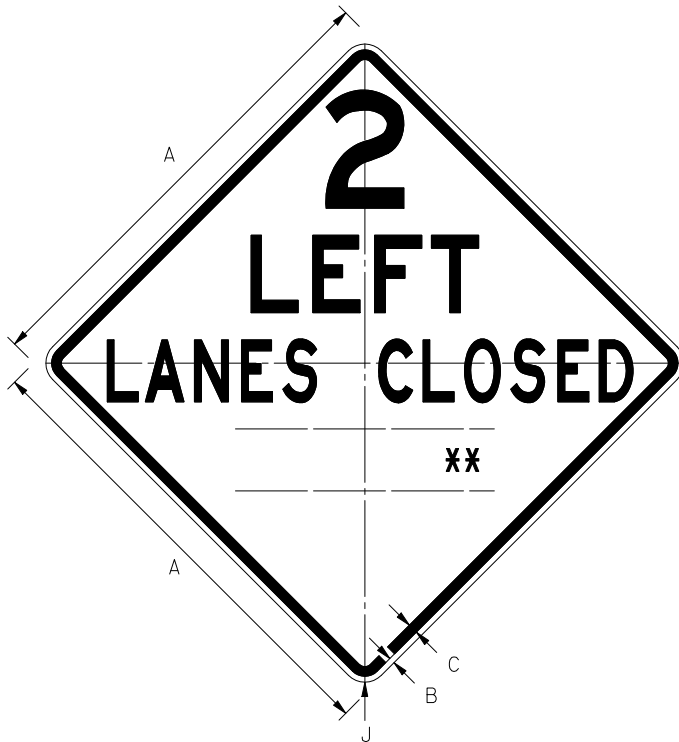
APPROVAL • SHA REVISIONS	APPROVAL • FEDERAL HIGHWAY ADMINISTRATION
APPROVAL <b>03/02/2009</b>	APPROVAL
REVISED	REVISED
REVISED	REVISED
REVISED	REVISED

**LANE SHIFT 1500 FT**

**SIGN NUMBER**

**W20-5(4)**





\* **RIGHT**

\* ALTERNATE MESSAGE FOR LINE 2  
 \*\* REFER TO DISTANCE DETAILS IN WORK AREA SECTION FOR LINE 4 MESSAGE AND DIMENSIONS

SIGN SIZE	DIMENSIONS (INCHES)								
	A	B	C	D	E	F	G	H	J
MIN	48	3/4	1-1/4	12D	2-1/2	8D	6C	2	3
STD	60	3/4	1-1/4	15D	3-1/2	10D	8C	3	3

REFERENCES

MdMUTCD SECTION - 6F.21

COLORS

FOR USE AS CONSTRUCTION SIGNS

LEGEND - BLACK  
 BACKGROUND - FLUORESCENT ORANGE

FOR USE AS FITM SIGNS

LEGEND - BLACK  
 BACKGROUND - FLUORESCENT YELLOW-GREEN

APPROVED Tom Hicks (signature on file)  
 DIRECTOR - OFFICE OF TRAFFIC AND SAFETY

**Maryland Department of Transportation**  
**STATE HIGHWAY ADMINISTRATION**  
 MARYLAND STANDARD HIGHWAY SIGNS

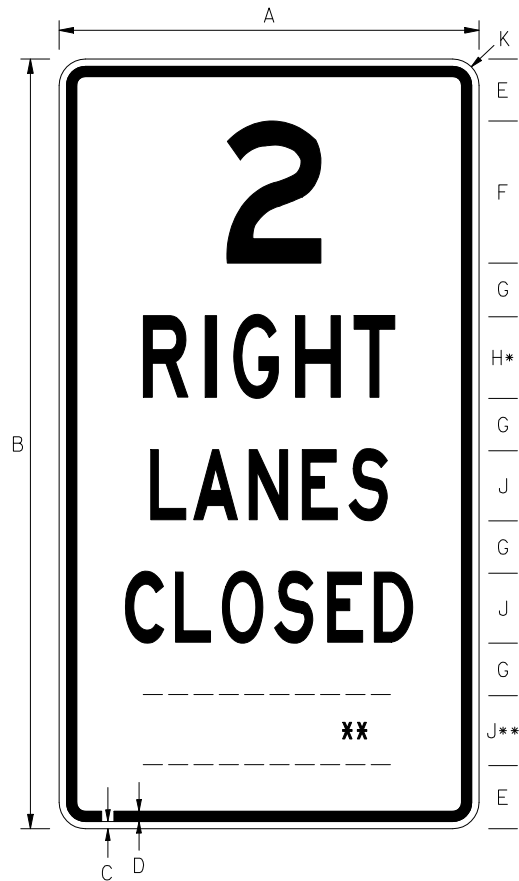


APPROVAL • SHA REVISIONS	APPROVAL • FEDERAL HIGHWAY ADMINISTRATION
APPROVAL <b>03/02/2009</b>	APPROVAL
REVISED	REVISED
REVISED	REVISED
REVISED	REVISED

**2 RIGHT /LEFT LANES CLOSED**

**SIGN NUMBER**

**W20-5a(1)**



**NOTES:**

1. SIGN SUPPLEMENTS SIGN W20-5a(1).
2. THIS SIGN MAY ONLY BE USED IN CASES WHERE RESTRICTED LATERAL CLEARANCE EXISTS.

- \* REFER TO W20-5(2) FOR LINE 1 ALTERNATE MESSAGES
- \*\* REFER TO DISTANCE DETAILS IN WORK AREA SECTION FOR LINE 5 MESSAGE AND DIMENSIONS

SIGN SIZE	DIMENSIONS (INCHES)									
	A	B	C	D	E	F	G	H	J	K
STD	36	66	5/8	7/8	5-1/2	12D	4-1/2	7C	6C	2-1/4

**REFERENCES**

MdMUTCD SECTION - 6F.21

**COLORS**

FOR USE AS CONSTRUCTION SIGNS

LEGEND - BLACK  
BACKGROUND - FLUORESCENT ORANGE

FOR USE AS FITM SIGNS

LEGEND - BLACK  
BACKGROUND - FLUORESCENT YELLOW-GREEN

APPROVED Tom Hicks (signature on file)  
DIRECTOR - OFFICE OF TRAFFIC AND SAFETY



APPROVAL • SHA REVISIONS	APPROVAL • FEDERAL HIGHWAY ADMINISTRATION
APPROVAL <b>03/02/2009</b>	APPROVAL
REVISED	REVISED
REVISED	REVISED
REVISED	REVISED

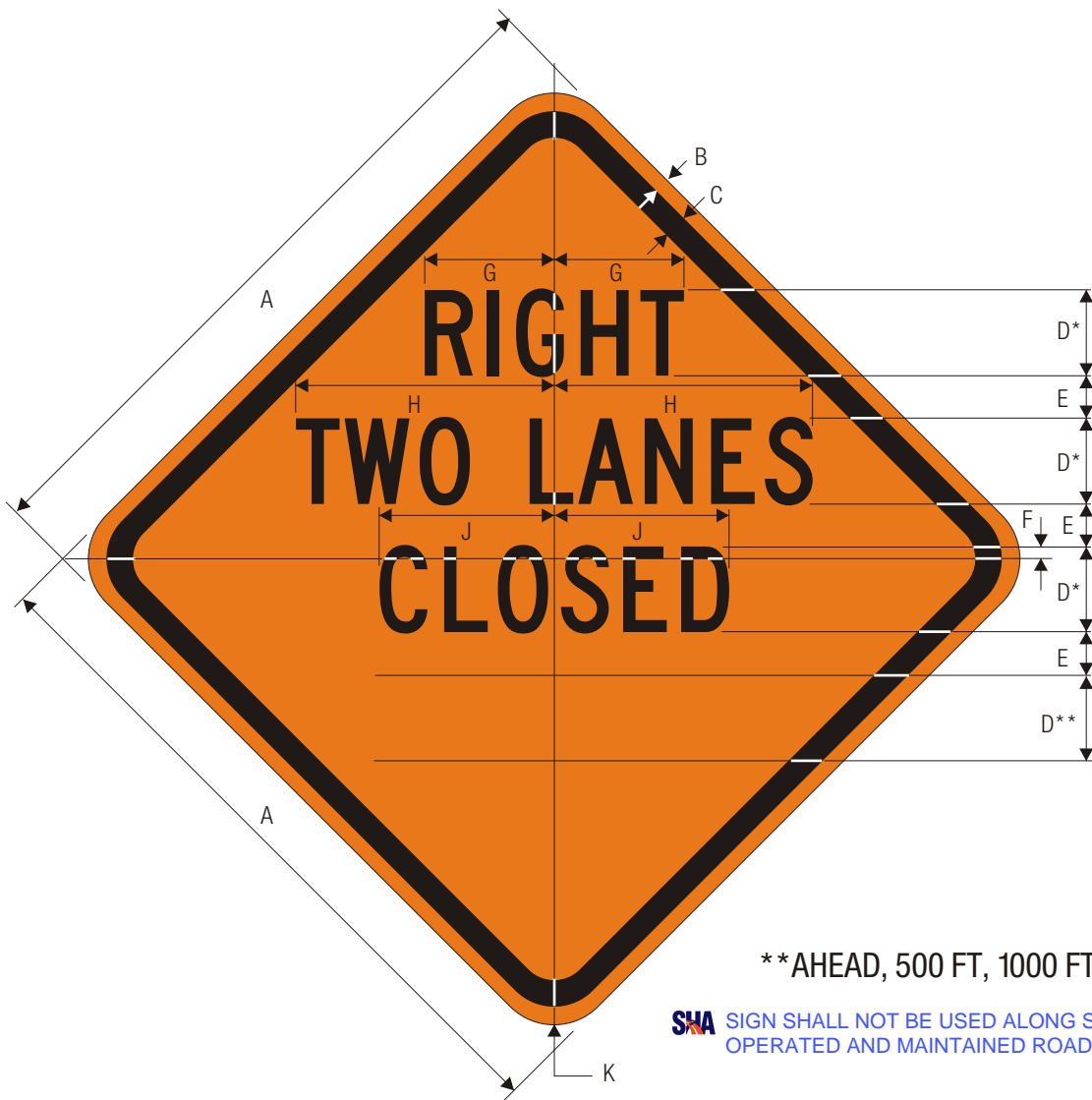
**Maryland Department of Transportation  
STATE HIGHWAY ADMINISTRATION**

MARYLAND STANDARD HIGHWAY SIGNS

**2 RIGHT LANES CLOSED  
(RESTRICTED LATERAL CLEARANCE USE)**

**SIGN NUMBER**

**W20-5a(2)**



\*\*AHEAD, 500 FT, 1000 FT, 1/2 MILE

**SHA** SIGN SHALL NOT BE USED ALONG STATE OWNED, OPERATED AND MAINTAINED ROADWAYS.

W20-5a

RIGHT TWO LANES CLOSED

\*Series 2000 Standard Alphabets.

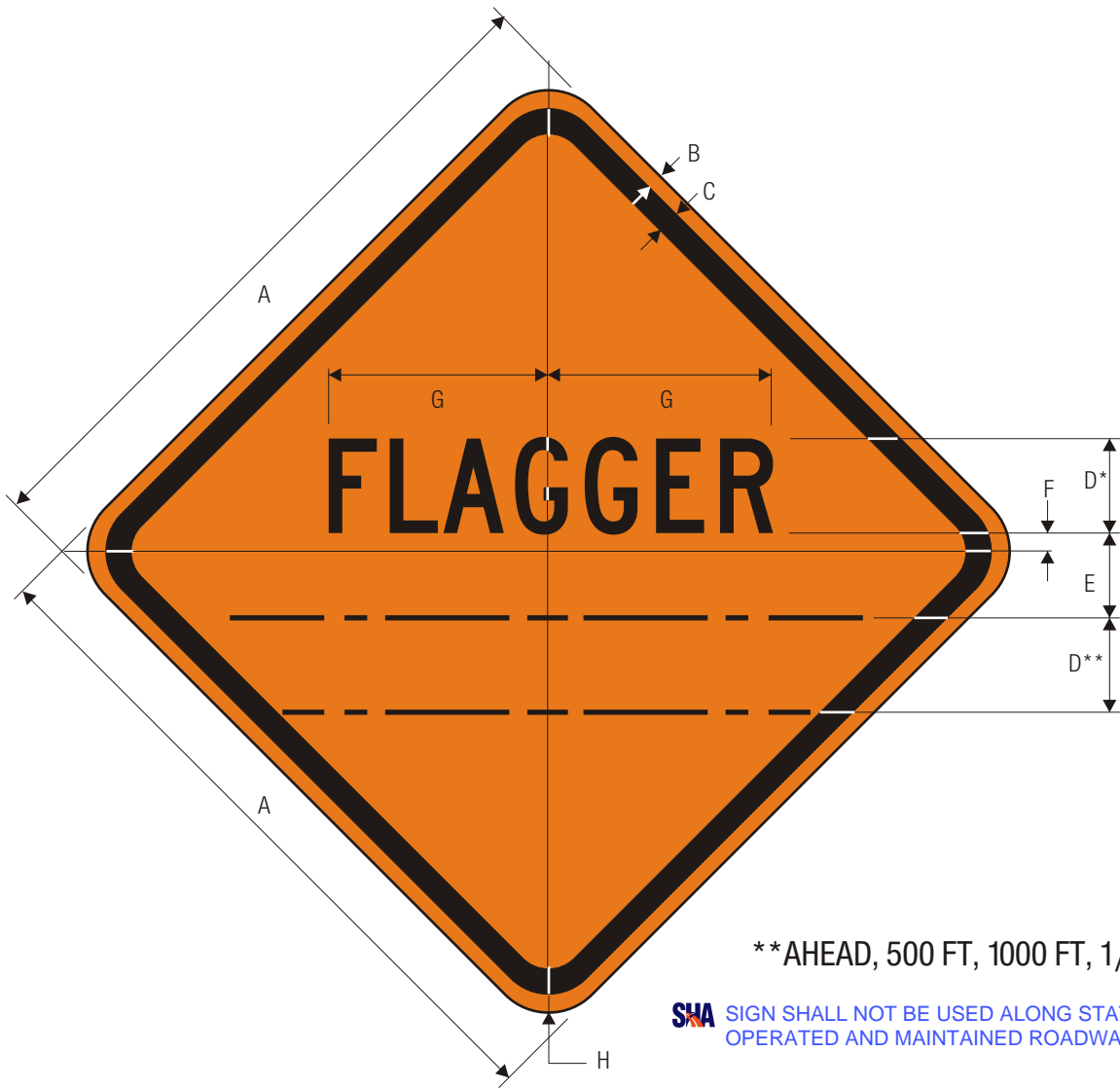
**C**

A	B	C	D	E	F	G	H	J	K
30	.5	.75	4 C	1.521	.560	6.064	12.069	8.166	1.875
36	.625	.875	5 C	2	.720	7.565	15.091	10.207	2.25
48	.75	1.25	6 C	3	1	9.086	18.113	12.249	3

TTC SIGN COLORS:

LEGEND — BLACK

BACKGROUND— ORANGE (RETROREFLECTIVE)



\*\*AHEAD, 500 FT, 1000 FT, 1/2 MILE

**SHA** SIGN SHALL NOT BE USED ALONG STATE OWNED, OPERATED AND MAINTAINED ROADWAYS.

W20-7

FLAGGER

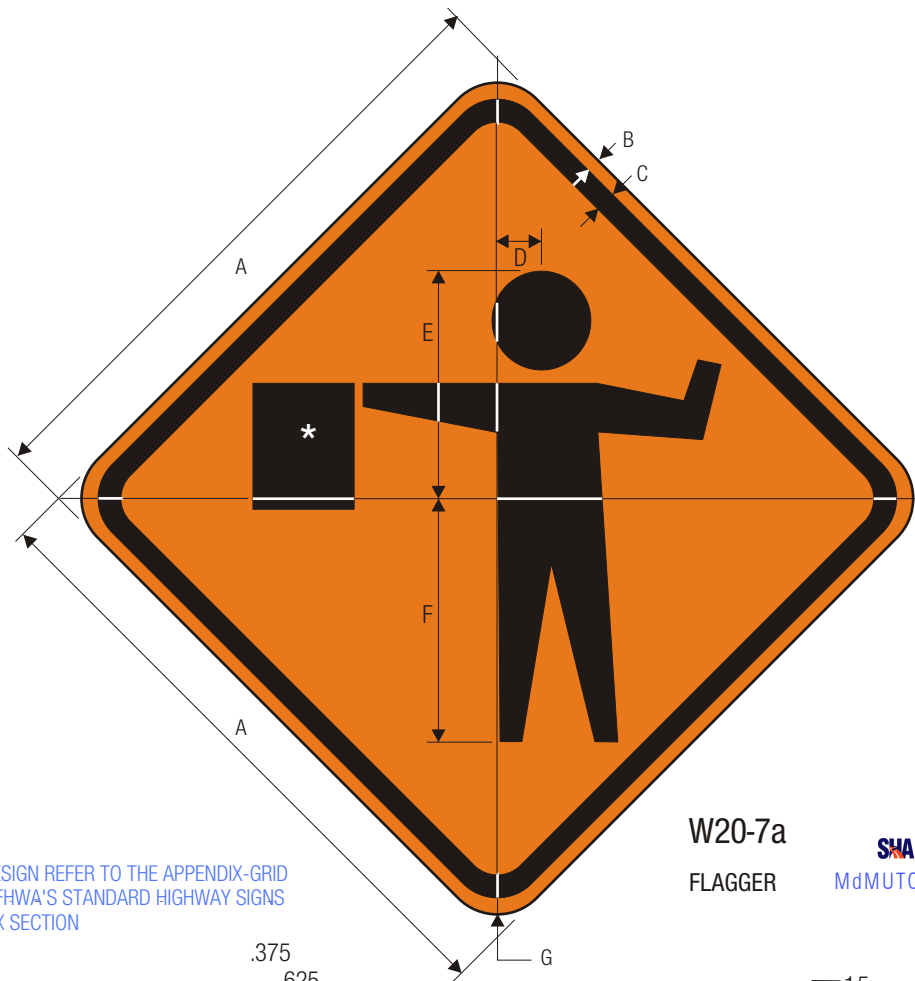
\*Series 2000 Standard Alphabets.

	A	B	C	D	E	F	G	H
<b>C</b>	36	.625	.875	5 C	4.483	1	11.748	2.25
	48	.75	1.25	7 C	6.244	2.481	16.452	3

TTC SIGN COLORS:

LEGEND — BLACK

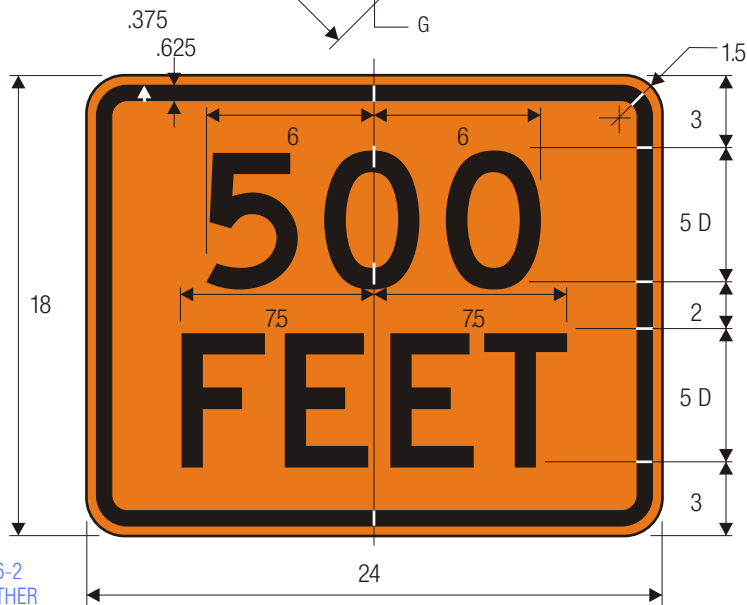
BACKGROUND— ORANGE (RETROREFLECTIVE)



**W20-7a**  
FLAGGER

**SHA** REFERENCES  
MdMUTCD SECTION - 6F.29

**SHA** \*FOR SYMBOL DESIGN REFER TO THE APPENDIX-GRID SECTION FROM FHWA'S STANDARD HIGHWAY SIGNS BOOK -APPENDIX SECTION



**W16-2**  
DISTANCE (2 LINE) (ENGLISH)

**SHA** REFERENCES  
MdMUTCD SECTION - 6F.29

**SHA** FOR ALL SIZES AND DIMENSIONS OF W16-2 SIGN, FOR USE WITH W20-7a AND ALL OTHER SIGNS, REFER TO W16-2 DETAIL.

A	B	C	D	E	F	G
24	.375	.625	1.75	9	9.688	1.5
30	.5	.75	2.25	11.25	12.125	1.875
36	.625	.875	2.75	13.5	14.625	2.25
48	.75	1.25	3.75	18	19.5	3

TTC SIGN COLORS:

LEGEND — BLACK

**SHA** BACKGROUND—FLUORESCENT ORANGE (RETROREFLECTIVE)



W21-1

WORKERS

SHA SIGN SHALL NOT BE USED ALONG STATE OWNED, OPERATED AND MAINTAINED ROADWAYS.

\*Series 2000 Standard Alphabets.

	A	B	C	D	E	F	G
	24	.375	.625	2	4 D	11.788	1.5
	30	.5	.75	2.5	5 D	14.731	1.875
<b>C</b>	36	.625	.875	3	6 D	17.693	2.25
	48	.75	1.25	4	8 D	23.577	3

TTC SIGN COLORS:

LEGEND — BLACK

BACKGROUND— ORANGE (RETROREFLECTIVE)



W21-1a

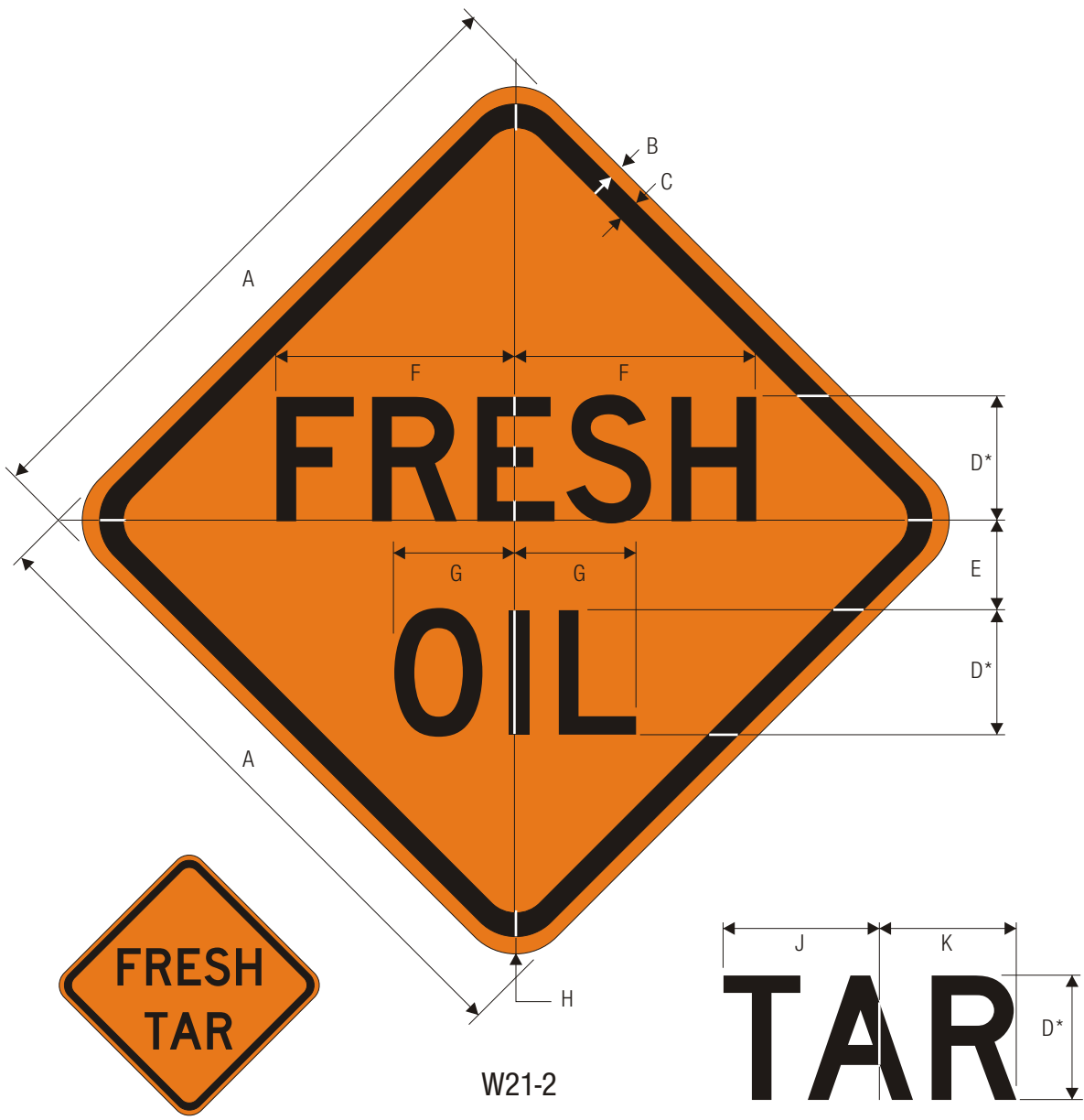
WORKERS

**SHA** \*FOR SYMBOL DESIGN REFER TO THE APPENDIX-GRID SECTION FROM FHWA'S STANDARD HIGHWAY SIGNS BOOK -APPENDIX SECTION

	A	B	C	D	E	F	G
	30	.5	.75	1.875	14	10	1.875
<b>C</b>	36	.625	.875	2.25	16.875	12	2.25
	48	.75	1.25	3	22.375	16	3

**SHA** REFERENCES  
MdMUTCD SECTION - 6F.31

TTC SIGN COLORS:  
SYMBOL — BLACK  
**SHA** BACKGROUND—FLUORESCENT ORANGE (RETROREFLECTIVE)



W21-2

FRESH OIL (TAR)

\*Series 2000 Standard Alphabets.

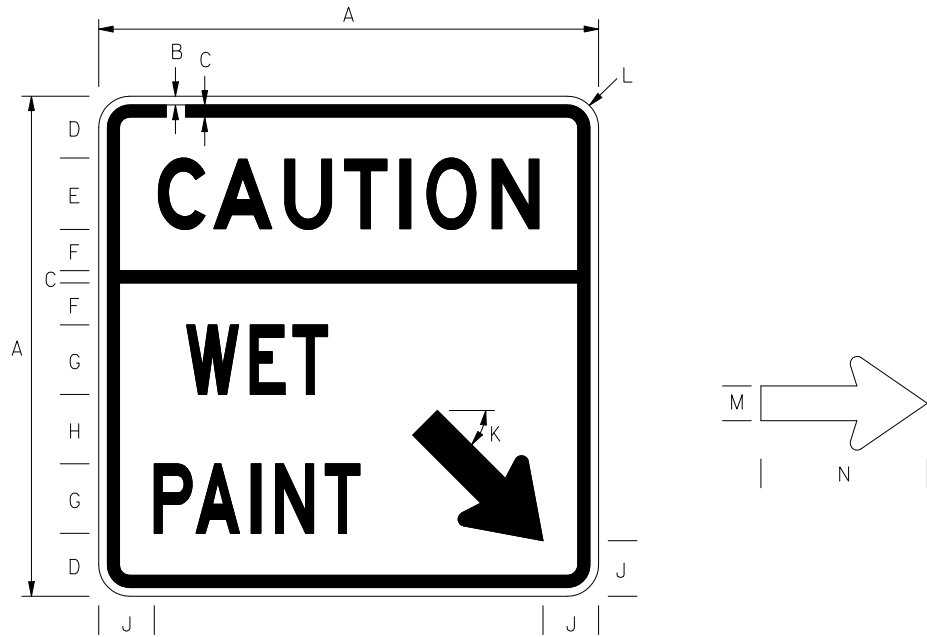
	A	B	C	D	E	F	G	H	J	K
	24	.375	.625	5 D	3	9.647	4.863	1.5	6.204	5.564
<b>C</b>	30	.5	.75	6 D	4	11.568	5.824	1.875	7.285	6.845
	36	.625	.875	7 D	5	13.490	6.805	2.25	8.326	8.166
	48	.75	1.25	8 D	6	15.431	7.785	3	10.127	8.726

SHA REFERENCES  
MdMUTCD SECTION - 6F.32

TTC SIGN COLORS:  
LEGEND — BLACK

SHA BACKGROUND—FLUORESCENT ORANGE (RETROREFLECTIVE)





NOTE: FOR ARROWHEAD DIMENSIONS REFER TO ARROWDET-1.

SIGN SIZE	DIMENSIONS (INCHES)						
	A	B	C	D	E	F	G
STD	36	5/8	7/8	4-17/32	5D	3-1/32	5C

SIGN SIZE	DIMENSIONS (INCHES)					
	H	J	K	L	M	N
STD	5	4	45°	2-1/4	2-1/2	12

REFERENCES

MdMUTCD SECTION - 6F.46

COLORS

LEGEND

TOP - BLACK  
 BOTTOM - BLACK

BACKGROUND

TOP - FLUORESCENT ORANGE  
 BOTTOM - WHITE

APPROVED Tom Hicks (signature on file)  
 DIRECTOR - OFFICE OF TRAFFIC AND SAFETY

**Maryland Department of Transportation**  
**STATE HIGHWAY ADMINISTRATION**  
 MARYLAND STANDARD HIGHWAY SIGNS

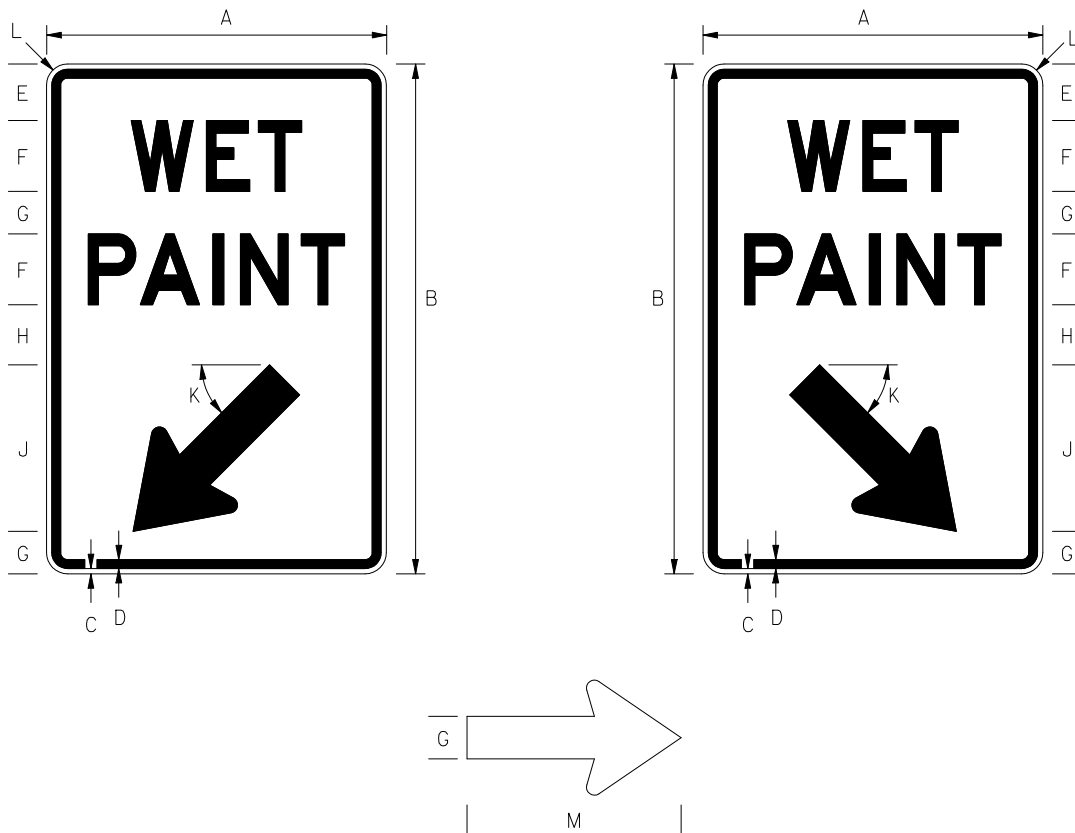
**CAUTION - WET PAINT (ARROW)**



APPROVAL • SHA REVISIONS	APPROVAL • FEDERAL HIGHWAY ADMINISTRATION
APPROVAL <b>03/02/2009</b>	APPROVAL
REVISED	REVISED
REVISED	REVISED
REVISED	REVISED

**SIGN NUMBER**

**W21-2(1)**



NOTE: FOR ARROWHEAD DIMENSIONS REFER TO STANDARD ARROW DETAILS IN APPENDIX-ARROWS SECTION FROM FHWA STANDARD HIGHWAY SIGNS BOOK-APPENDIX SECTION.

SIGN SIZE	DIMENSIONS (INCHES)											
	A	B	C	D	E	F	G	H	J	K	L	M
STD	24	36	3/8	5/8	4	50	3	4-1/4	11-3/4	45°	1-1/2	15-1/8

REFERENCES

MdMUTCD SECTION - 6F.46

COLORS

LEGEND - BLACK

BACKGROUND - WHITE

APPROVED Tom Hicks (signature on file)  
DIRECTOR - OFFICE OF TRAFFIC AND SAFETY

**Maryland Department of Transportation**  
**STATE HIGHWAY ADMINISTRATION**  
MARYLAND STANDARD HIGHWAY SIGNS



APPROVAL • SHA REVISIONS	APPROVAL • FEDERAL HIGHWAY ADMINISTRATION
APPROVAL <b>03/02/2009</b>	APPROVAL
REVISED	REVISED
REVISED	REVISED
REVISED	REVISED

**WET PAINT (ARROW)**

**SIGN NUMBER**

**W21-2(2)(L&R)**



NOTE: FOR ARROWHEAD DIMENSIONS REFER TO ARROWDET-1.

SIGN SIZE	DIMENSIONS (INCHES)						
	A	B	C	D	E	F	G
STD	60	48	3/4	1-1/4	4-1/2	5E	2-1/2

SIGN SIZE	DIMENSIONS (INCHES)						
	H	J	K	L	M	N	P
STD	3	3.63	10.12	5	6	45°	13-1/16

REFERENCES

MdMUTCD SECTION - 6F.46

COLORS

LEGEND

TOP - BLACK  
 BOTTOM - BLACK

BACKGROUND

TOP - FLUORESCENT ORANGE  
 BOTTOM - WHITE

APPROVED Tom Hicks (signature on file)  
 DIRECTOR - OFFICE OF TRAFFIC AND SAFETY

**Maryland Department of Transportation**  
**STATE HIGHWAY ADMINISTRATION**  
 MARYLAND STANDARD HIGHWAY SIGNS



APPROVAL • SHA REVISIONS	APPROVAL • FEDERAL HIGHWAY ADMINISTRATION
APPROVAL <b>03/02/2009</b>	APPROVAL
REVISED	REVISED
REVISED	REVISED
REVISED	REVISED

**WET PAINT - DO NOT CROSS LINE (ARROW)**

**SIGN NUMBER**

**W21-2(3)**



SIGN SIZE	DIMENSIONS (INCHES)								
	A	B	C	D	E	F	G	H	J
STD	72	48	1	1-1/4	5-13/16	8E	3-9/16	4	3

REFERENCES

MdMUTCD SECTION - 6F.46

COLORS

LEGEND

TOP - BLACK  
 BOTTOM - BLACK

BACKGROUND

TOP - FLUORESCENT ORANGE  
 BOTTOM - WHITE

APPROVED Tom Hicks (signature on file)  
 DIRECTOR - OFFICE OF TRAFFIC AND SAFETY

**Maryland Department of Transportation**  
**STATE HIGHWAY ADMINISTRATION**  
 MARYLAND STANDARD HIGHWAY SIGNS

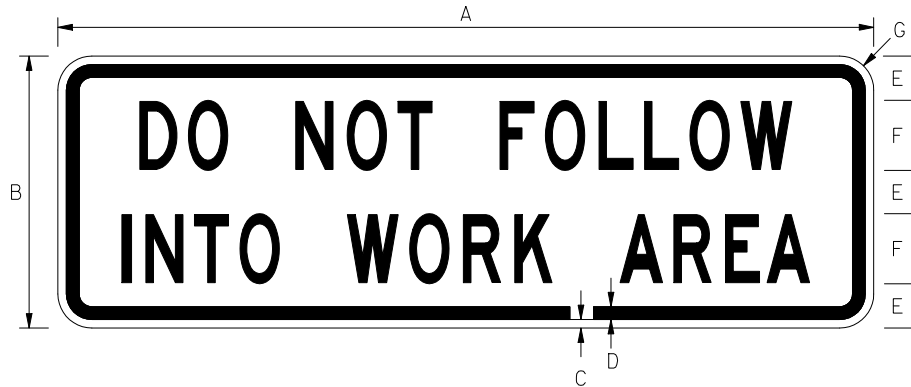


APPROVAL • SHA REVISIONS	APPROVAL • FEDERAL HIGHWAY ADMINISTRATION
APPROVAL <b>03/02/2009</b>	APPROVAL
REVISED	REVISED
REVISED	REVISED
REVISED	REVISED

**CAUTION - LINE PAINTING**

**SIGN NUMBER**

**W21-2(4)**



SIGN SIZE	DIMENSIONS (INCHES)						
	A	B	C	D	E	F	G
STD	72	24	3/4	1-1/4	4	6C	3

REFERENCES

MdMUTCD SECTION - 6F.46

COLORS

LEGEND - BLACK

BACKGROUND - FLUORESCENT ORANGE

APPROVED Tom Hicks (signature on file)  
DIRECTOR - OFFICE OF TRAFFIC AND SAFETY

**Maryland Department of Transportation**  
**STATE HIGHWAY ADMINISTRATION**  
MARYLAND STANDARD HIGHWAY SIGNS

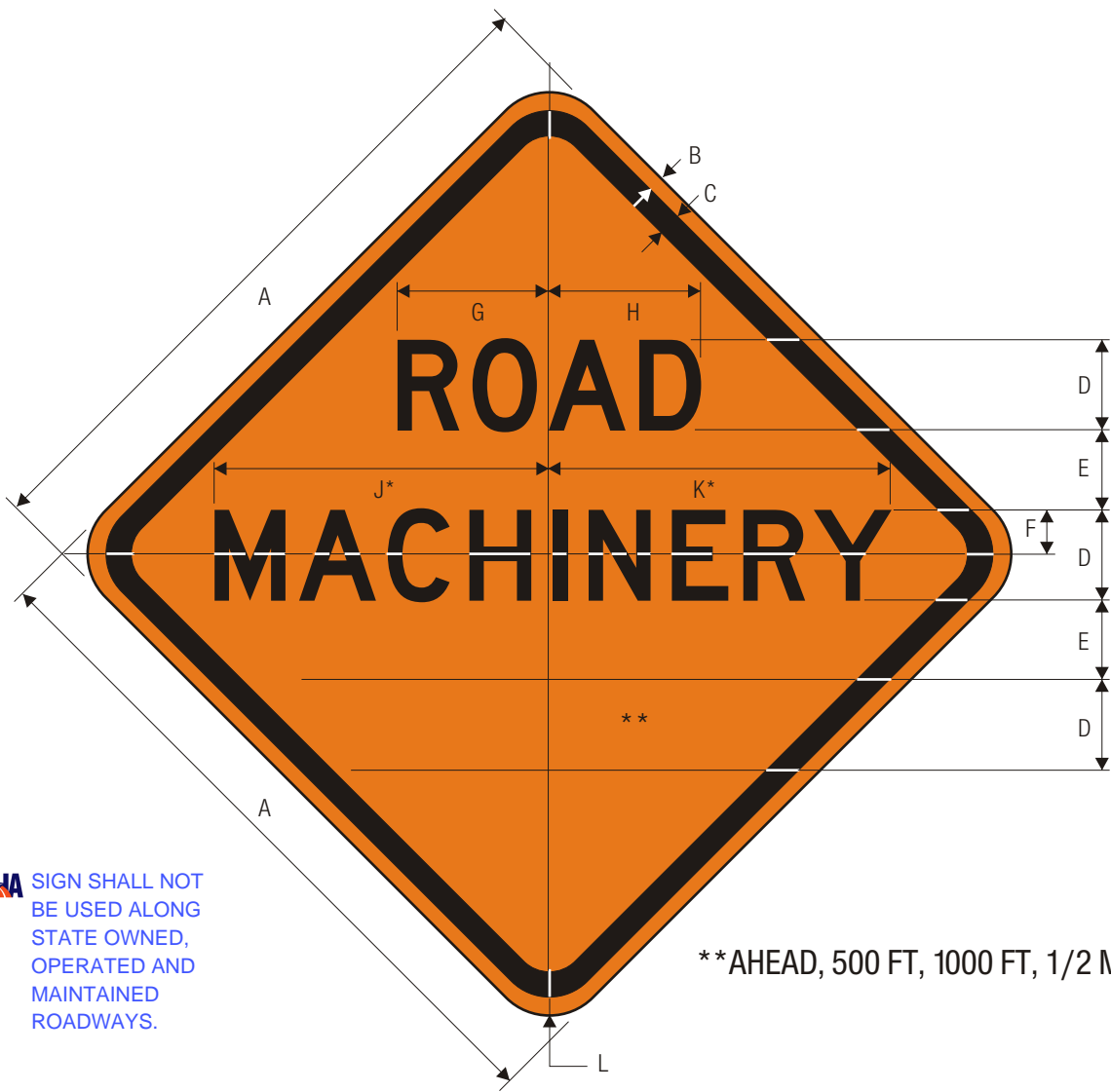


APPROVAL • SHA REVISIONS	APPROVAL • FEDERAL HIGHWAY ADMINISTRATION
APPROVAL <b>03/02/2009</b>	APPROVAL
REVISED	REVISED
REVISED	REVISED
REVISED	REVISED

**DO NOT FOLLOW INTO WORK AREA**

**SIGN NUMBER**

**W21-2(5)**



**SHA** SIGN SHALL NOT BE USED ALONG STATE OWNED, OPERATED AND MAINTAINED ROADWAYS.

\*\*AHEAD, 500 FT, 1000 FT, 1/2 MILE

W21-3

ROAD MACHINERY

Use Series 2000 Alphabets for 24" size.

\*Reduce spacing 40%.

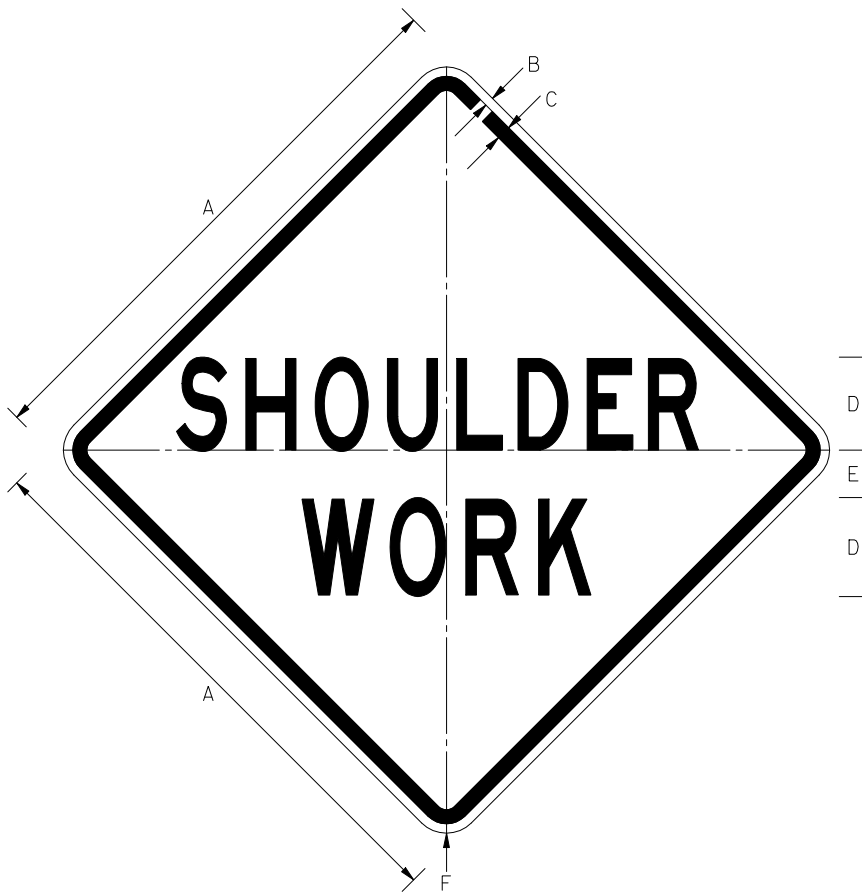
**C**

A	B	C	D	E	F	G	H	J	K	L
24	.375	.625	3 D	2.5	1.5	5	5	10.875	11.463	1.5
30	.5	.75	4 D	3.5	2	6.75	7	13.5	14	1.875
36	.625	.875	5 D	4	2.5	8.375	8.875	16.813	17.563	2.25
48	.75	1.25	7 D	5	3.5	11.688	12.438	23.625	24.625	3

TTC SIGN COLORS:

LEGEND — BLACK

BACKGROUND— ORANGE (RETROREFLECTIVE)



SIGN SIZE	DIMENSIONS (INCHES)					
	A	B	C	D	E	F
SPECIAL I	24	3/8	5/8	4C	2-1/2	1-1/2
SPECIAL II	30	1/2	3/4	5C	3	1-7/8
MIN	36	5/8	7/8	6C	3-1/2	2-1/4
STD	48	3/4	1-1/4	8C	5	3

REFERENCES

MdMUTCD SECTION - 6F.35

COLORS

LEGEND - BLACK

BACKGROUND - FLUORESCENT ORANGE

APPROVED Tom Hicks (signature on file)  
DIRECTOR - OFFICE OF TRAFFIC AND SAFETY

**Maryland Department of Transportation**  
**STATE HIGHWAY ADMINISTRATION**  
MARYLAND STANDARD HIGHWAY SIGNS

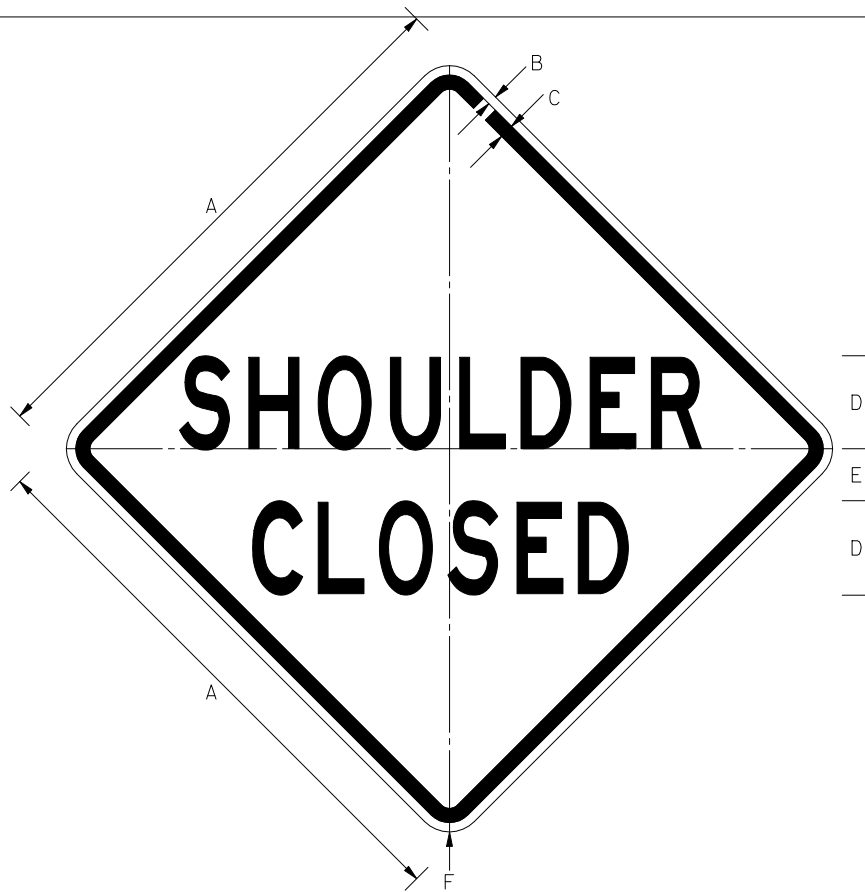


APPROVAL • SHA REVISIONS	APPROVAL • FEDERAL HIGHWAY ADMINISTRATION
APPROVAL <b>03/02/2009</b>	APPROVAL
REVISED	REVISED
REVISED	REVISED
REVISED	REVISED

**SHOULDER WORK**

**SIGN NUMBER**

**W21-5(1)**



SIGN SIZE	DIMENSIONS (INCHES)					
	A	B	C	D	E	F
SPECIAL I	24	3/8	5/8	4C	2-1/2	1-1/2
SPECIAL II	30	1/2	3/4	5C	3	1-7/8
MIN	36	5/8	7/8	6C	3-1/2	2-1/4
STD	48	3/4	1-1/4	8C	5	3

REFERENCES

MdMUTCD SECTION - 6F.35

COLORS

LEGEND - BLACK

BACKGROUND - FLUORESCENT ORANGE

APPROVED Tom Hicks (signature on file)  
DIRECTOR - OFFICE OF TRAFFIC AND SAFETY

**Maryland Department of Transportation**  
**STATE HIGHWAY ADMINISTRATION**  
MARYLAND STANDARD HIGHWAY SIGNS




APPROVAL • SHA REVISIONS	APPROVAL • FEDERAL HIGHWAY ADMINISTRATION
APPROVAL <b>03/02/2009</b>	APPROVAL
REVISED	REVISED
REVISED	REVISED
REVISED	REVISED

**SHOULDER CLOSED**

**SIGN NUMBER**

**W21-5(2)**





SIGN SIZE	DIMENSIONS (INCHES)					
	A	B	C	D	E	F
MIN	36	5/8	7/8	6C	3	2-1/4
STD	48	3/4	1-1/4	8C	4	3

REFERENCES

MdMUTCD SECTION - 6F.35, 6F.42

COLORS

LEGEND - BLACK

BACKGROUND - FLUORESCENT ORANGE

APPROVED Tom Hicks (signature on file)  
DIRECTOR - OFFICE OF TRAFFIC AND SAFETY

**Maryland Department of Transportation**  
**STATE HIGHWAY ADMINISTRATION**  
MARYLAND STANDARD HIGHWAY SIGNS

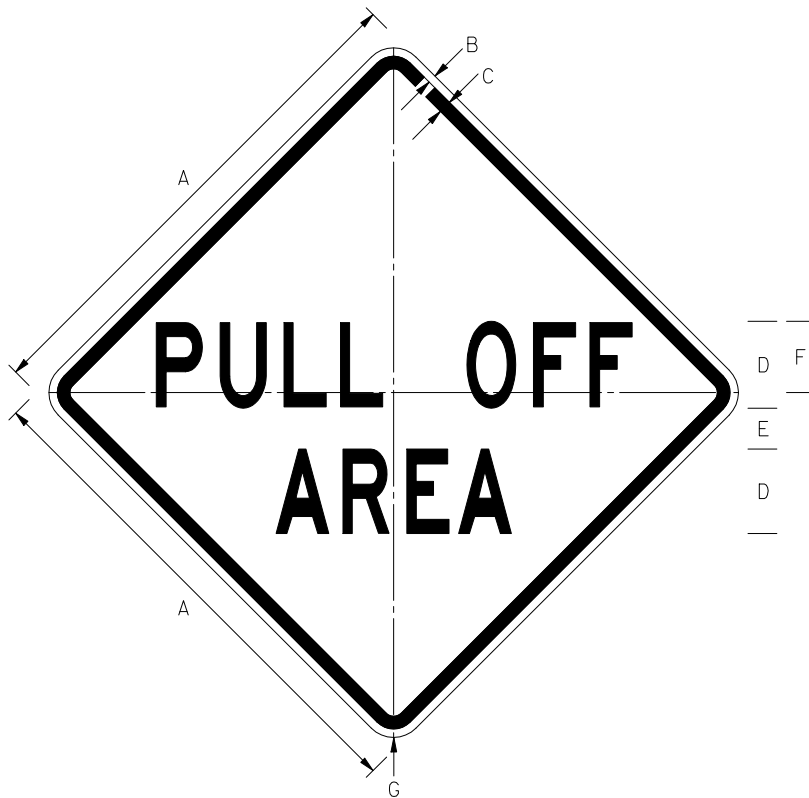


APPROVAL • SHA REVISIONS	APPROVAL • FEDERAL HIGHWAY ADMINISTRATION
APPROVAL <b>03/02/2009</b>	APPROVAL
REVISED	REVISED
REVISED	REVISED
REVISED	REVISED

**NO PULL OFF AREA**

**SIGN NUMBER**

**W21-5(3)**



SIGN SIZE	DIMENSIONS (INCHES)						
	A	B	C	D	E	F	G
MIN	36	5/8	7/8	6C	3	5	2-1/4
STD	48	3/4	1-1/4	8C	4	6	3

REFERENCES

MdMUTCD SECTION - 6F.35, 6F.42

COLORS

LEGEND - BLACK

BACKGROUND - FLUORESCENT ORANGE

APPROVED Tom Hicks (signature on file)  
DIRECTOR - OFFICE OF TRAFFIC AND SAFETY

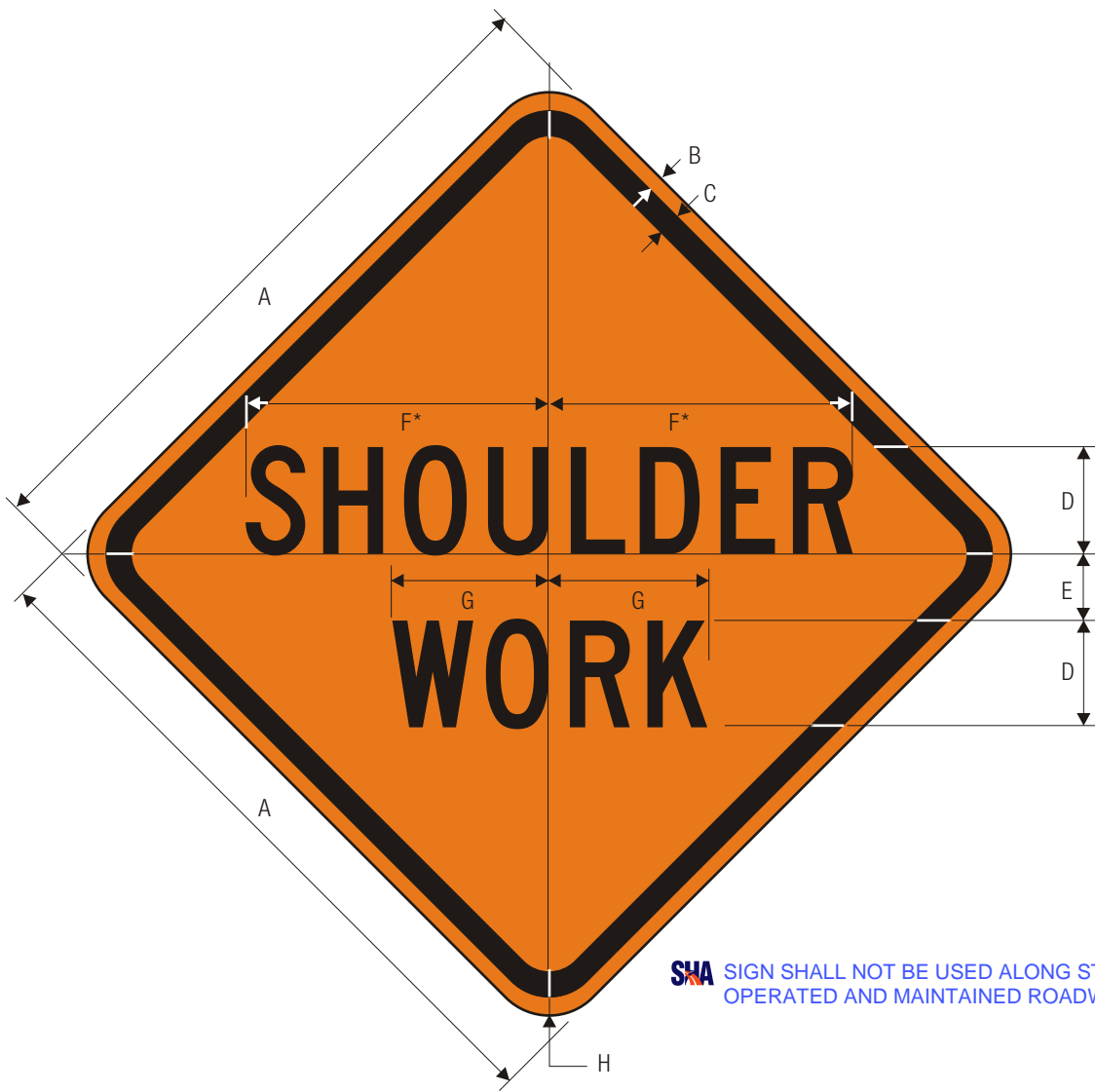
**Maryland Department of Transportation**  
**STATE HIGHWAY ADMINISTRATION**  
MARYLAND STANDARD HIGHWAY SIGNS

	APPROVAL • SHA REVISIONS	APPROVAL • FEDERAL HIGHWAY ADMINISTRATION
	APPROVAL <b>03/02/2009</b>	APPROVAL
	REVISED	REVISED
	REVISED	REVISED
	REVISED	REVISED

**PULL OFF AREA**

**SIGN NUMBER**

**W21-5(4)**



**SHA** SIGN SHALL NOT BE USED ALONG STATE OWNED, OPERATED AND MAINTAINED ROADWAYS.

W21-5

SHOULDER WORK

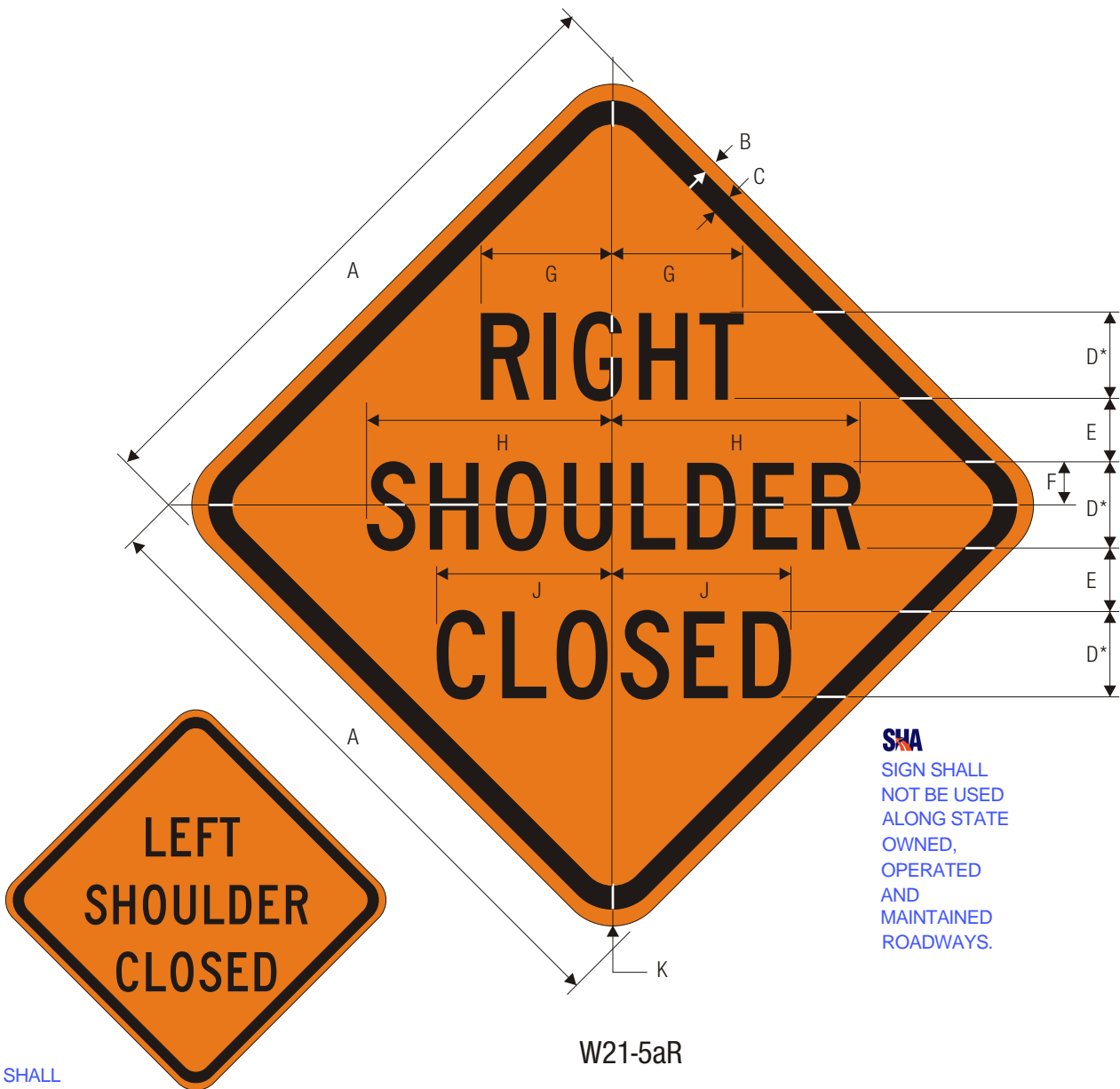
\*Reduce spacing 25%.  
Use Series 2000 Alphabets for 48" size.

	A	B	C	D	E	F	G	H
	24	.375	.625	4 C	2.5	10.688	6	1.5
<b>C</b>	30	.5	.75	5 C	3	13.375	7.5	1.875
	36	.625	.875	6 C	3.5	16.063	9	2.25
	48	.75	1.25	7 C	5	19.897	10.323	3

TTC SIGN COLORS:

LEGEND — BLACK

BACKGROUND— ORANGE (RETROREFLECTIVE)



**SHA**  
SIGN SHALL NOT BE USED ALONG STATE OWNED, OPERATED AND MAINTAINED ROADWAYS.

**SHA**  
SIGN SHALL NOT BE USED ALONG STATE OWNED, OPERATED AND MAINTAINED ROADWAYS.

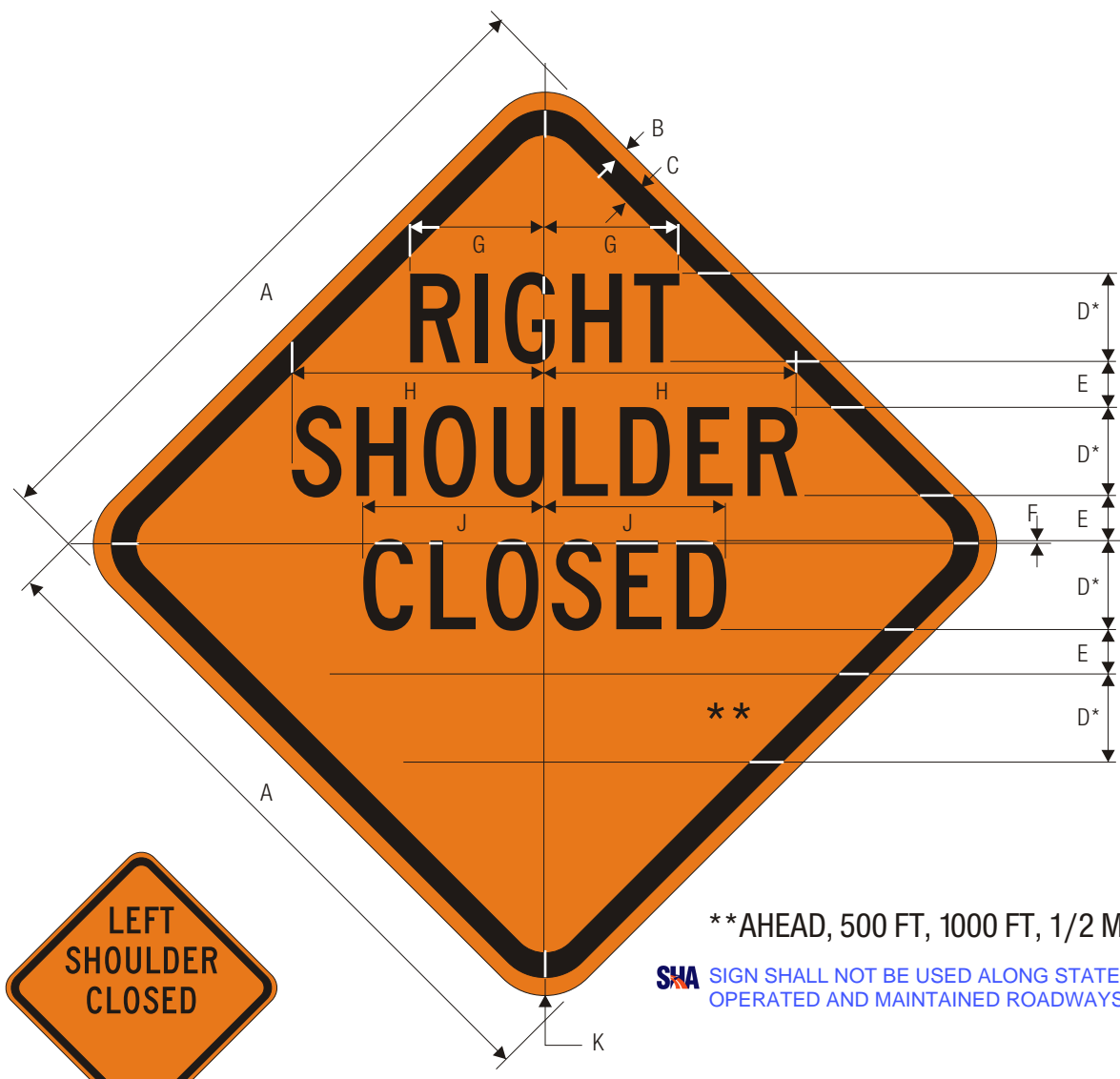
W21-5aL

W21-5aR  
RIGHT (LEFT) SHOULDER CLOSED

\*Series 2000 Standard Alphabets.

	A	B	C	D	E	F	G	H	J	K
	30	.5	.75	4 C	2.75	2	6.025	11.368	8.163	1.875
<b>C</b>	36	.625	.875	5 C	3.682	2.481	7.565	14.230	10.207	2.25
	48	.75	1.25	7 C	4.803	3.482	10.608	19.194	13.790	3
	60	.75	1.25	8 C	5.484	4	12.109	22.757	16.332	3

TTC SIGN COLORS:  
LEGEND — BLACK  
BACKGROUND— ORANGE (RETROREFLECTIVE)



\*\* AHEAD, 500 FT, 1000 FT, 1/2 MILE

**SHA** SIGN SHALL NOT BE USED ALONG STATE OWNED, OPERATED AND MAINTAINED ROADWAYS.

**SHA**  
SIGN SHALL NOT BE USED ALONG STATE OWNED, OPERATED AND MAINTAINED ROADWAYS.

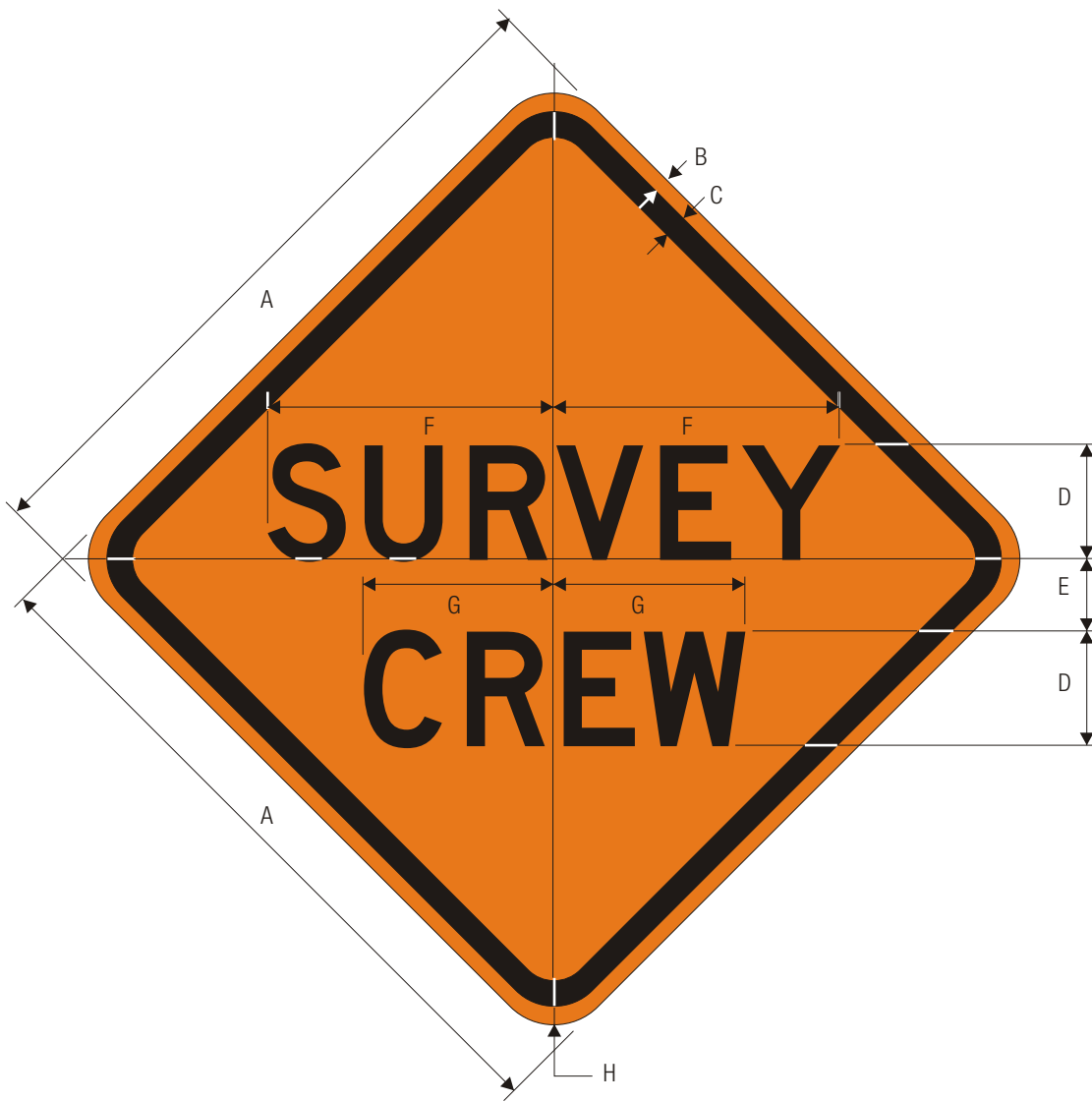
W21-5bL

W21-5bR  
RIGHT (LEFT) SHOULDER CLOSED

\*Series 2000 Standard Alphabets.

	A	B	C	D	E	F	G	H	J	K
	30	.5	.75	4 C	2	.160	6.064	11.368	8.166	1.875
<b>C</b>	36	.625	.875	5 C	2.401	.200	7.565	14.230	10.207	2.25
	48	.75	1.25	6 C	3	.240	9.086	17.072	12.249	3
	60	.75	1.25	8 C	4	.320	12.109	22.757	16.332	3

TTC SIGN COLORS:  
LEGEND — BLACK  
BACKGROUND— ORANGE (RETROREFLECTIVE)



W21-6

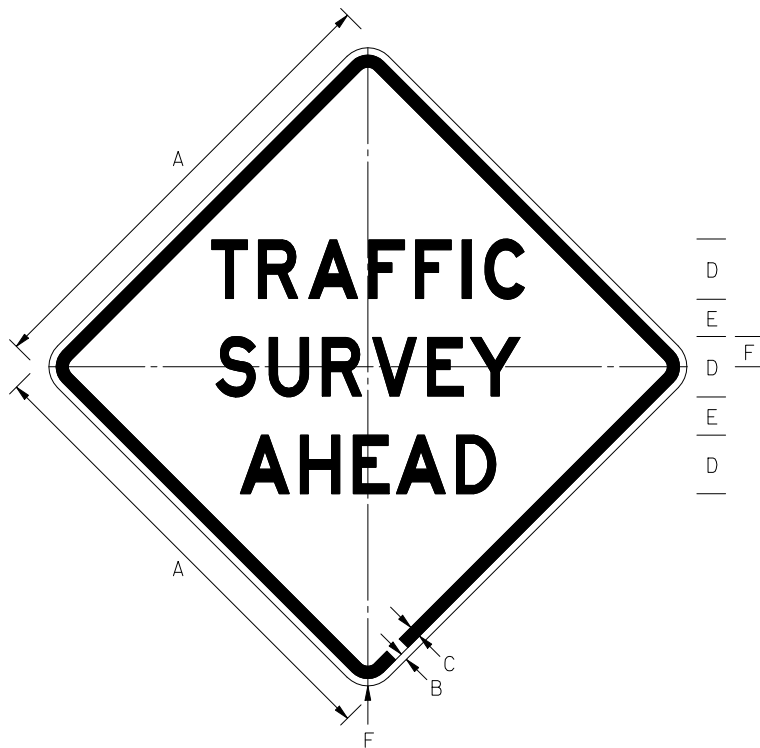
SURVEY CREW

	A	B	C	D	E	F	G	H
	24	.375	.625	4 D	2.5	10.375	6.75	1.5
<b>C</b>	30	.5	.75	5 D	3	13	8.875	1.875
	36	.625	.875	6 D	3.5	15.563	10.125	2.25
	48	.75	1.25	8 D	4.75	19.995	13.330	3

SHA REFERENCES  
MdMUTCD SECTION - 6F.36

TTC SIGN COLORS:  
LEGEND — BLACK

SHA BACKGROUND—FLUORESCENT ORANGE (RETROREFLECTIVE)



SIGN SIZE	DIMENSIONS (INCHES)					
	A	B	C	D	E	F
STD	48	3/4	1-1/4	6D	4	3

REFERENCES

MdMUTCD SECTION - 6F.36

COLORS

LEGEND - BLACK

BACKGROUND - FLUORESCENT ORANGE

APPROVED Tom Hicks (signature on file)  
DIRECTOR - OFFICE OF TRAFFIC AND SAFETY

**Maryland Department of Transportation**  
**STATE HIGHWAY ADMINISTRATION**  
MARYLAND STANDARD HIGHWAY SIGNS

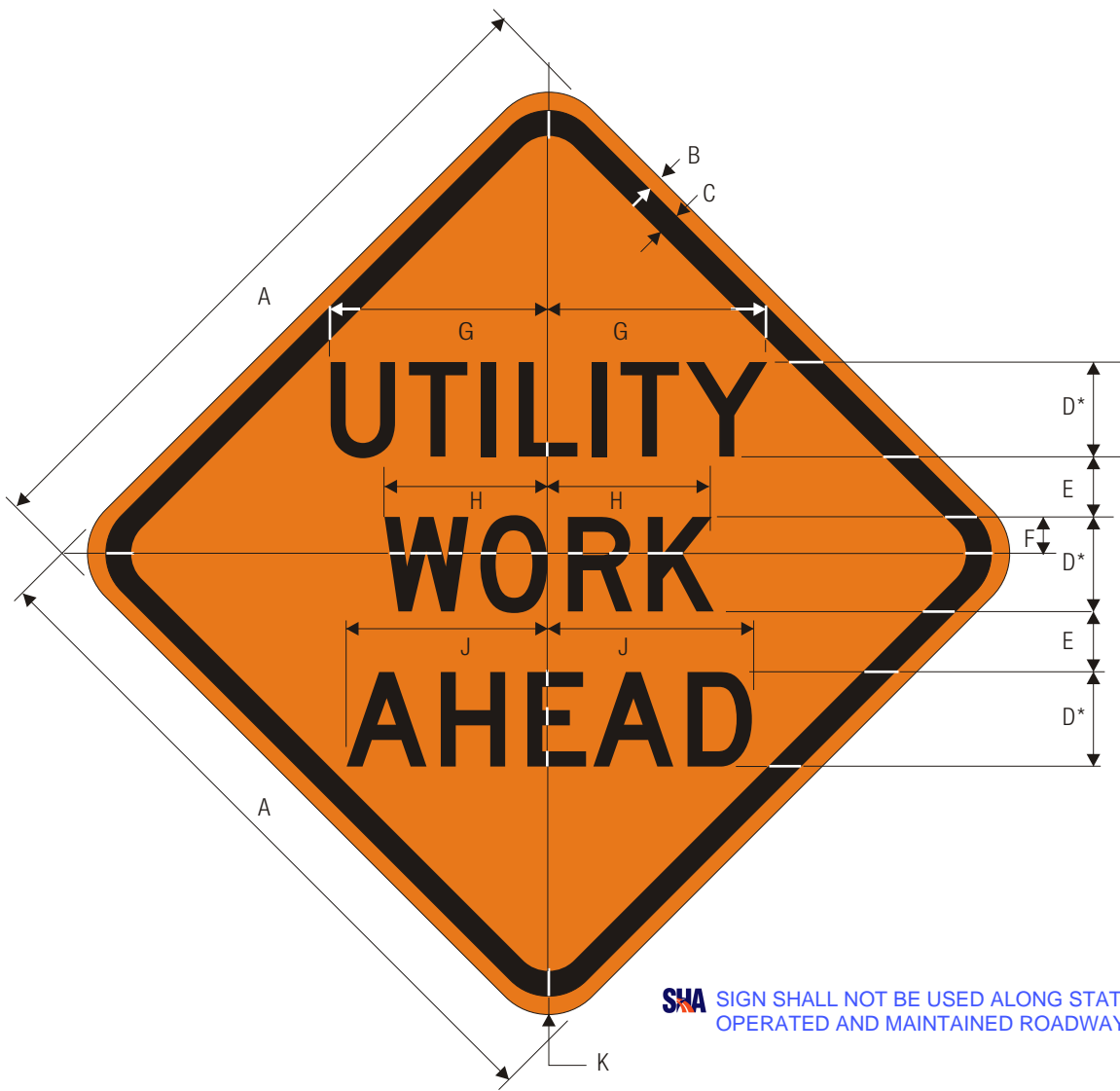


APPROVAL • SHA REVISIONS	APPROVAL • FEDERAL HIGHWAY ADMINISTRATION
APPROVAL <b>03/02/2009</b>	APPROVAL
REVISED	REVISED
REVISED	REVISED
REVISED	REVISED

**TRAFFIC SURVEY AHEAD**

**SIGN NUMBER**

**W21-6(1)**



**SHA** SIGN SHALL NOT BE USED ALONG STATE OWNED, OPERATED AND MAINTAINED ROADWAYS.

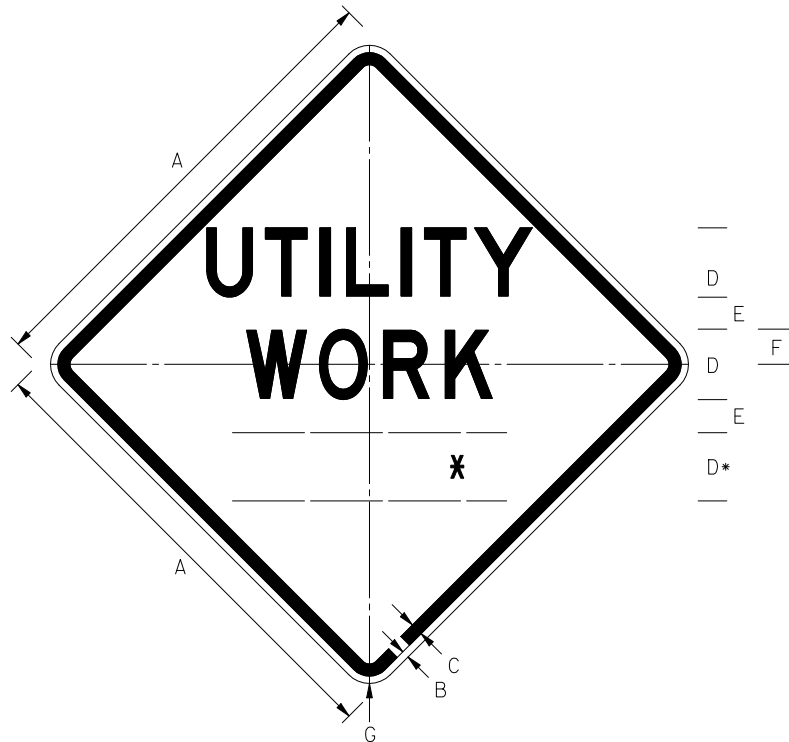
**W21-7**  
UTILITY WORK AHEAD

\*Series 2000 Standard Alphabets.

	A	B	C	D	E	F	G	H	J	K
	30	.5	.75	4 D	2.802	1.601	9.227	6.965	8.586	1.875
<b>C</b>	36	.625	.875	5 D	3.202	2	11.548	8.706	10.728	2.25
	48	.75	1.25	7 D	3.602	2.281	16.172	9.887	14.611	3

TTC SIGN COLORS:  
 LEGEND — BLACK  
 BACKGROUND— ORANGE (RETROREFLECTIVE)





\* REFER TO DISTANCE DETAILS IN WORK AREA SECTION FOR LINE 3 MESSAGE AND DIMENSIONS

SIGN SIZE	DIMENSIONS (INCHES)						
	A	B	C	D	E	F	G
SPECIAL	30	1/2	3/4	4D	2-1/2	2	1-7/8
MIN	36	5/8	7/8	5D	3	2-1/2	2-1/4
STD	48	3/4	1-1/4	7D	3-1/2	3-1/2	3

REFERENCES

MdMUTCD SECTION - 6F.37

COLORS

LEGEND - BLACK

BACKGROUND - FLUORESCENT ORANGE

APPROVED Tom Hicks (signature on file)  
DIRECTOR - OFFICE OF TRAFFIC AND SAFETY

**Maryland Department of Transportation**  
**STATE HIGHWAY ADMINISTRATION**  
MARYLAND STANDARD HIGHWAY SIGNS

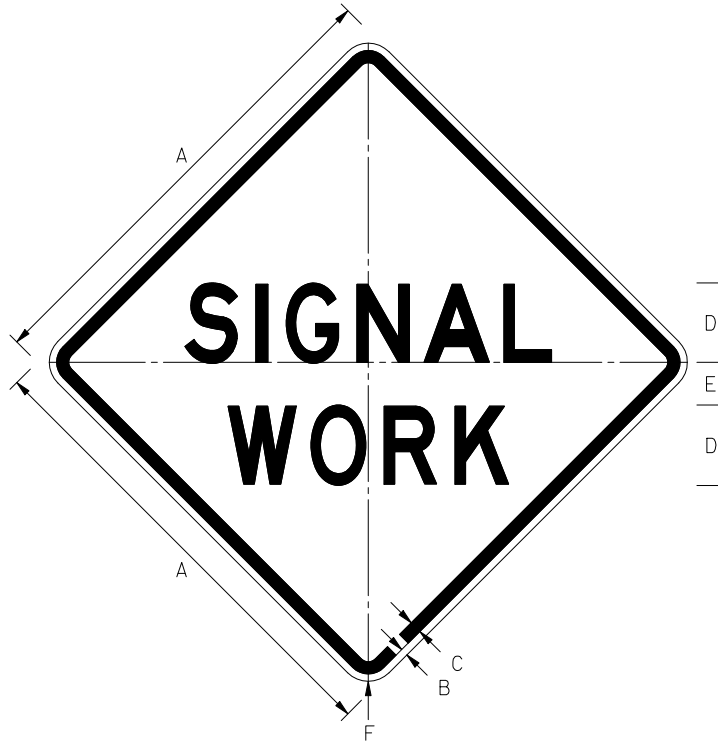


APPROVAL • SHA REVISIONS	APPROVAL • FEDERAL HIGHWAY ADMINISTRATION
APPROVAL <b>03/02/2009</b>	APPROVAL
REVISED	REVISED
REVISED	REVISED
REVISED	REVISED

**UTILITY WORK** \_\_\_\_\_

**SIGN NUMBER**

**W21-7(1)**



SIGN SIZE	DIMENSIONS (INCHES)					
	A	B	C	D	E	F
MIN	36	5/8	7/8	6D	3-1/2	2-1/4
STD	48	3/4	1-1/4	8D	4-1/2	3

REFERENCES

MdMUTCD SECTION - 6F.37

COLORS

LEGEND - BLACK

BACKGROUND - FLUORESCENT ORANGE

APPROVED Tom Hicks (signature on file)  
DIRECTOR - OFFICE OF TRAFFIC AND SAFETY

**Maryland Department of Transportation**  
**STATE HIGHWAY ADMINISTRATION**  
MARYLAND STANDARD HIGHWAY SIGNS

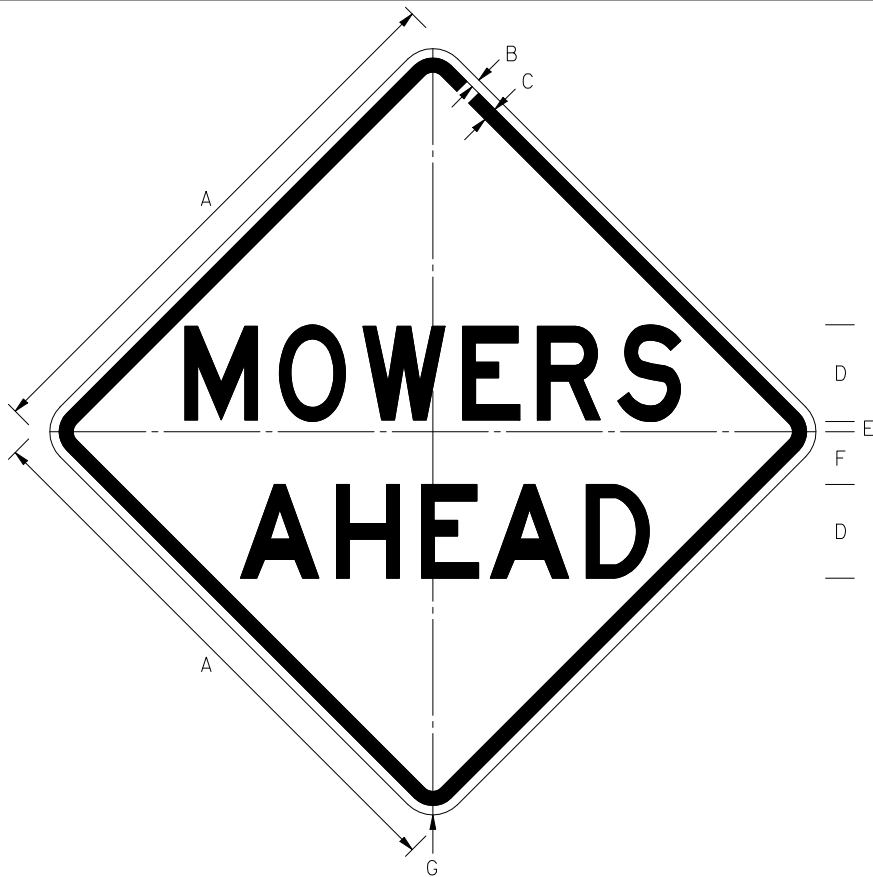


APPROVAL • SHA REVISIONS	APPROVAL • FEDERAL HIGHWAY ADMINISTRATION
APPROVAL <b>03/02/2009</b>	APPROVAL
REVISED	REVISED
REVISED	REVISED
REVISED	REVISED

**SIGNAL WORK**

**SIGN NUMBER**

**W21-7(2)**



SIGN SIZE	DIMENSIONS (INCHES)						
	A	B	C	D	E	F	G
SPECIAL	30	1/2	3/4	5D	1/2	2-1/2	1-7/8
STD	48	3/4	1-1/4	8D	1	4-1/2	3

REFERENCES

MdMUTCD SECTION - 6F.46

COLORS

LEGEND - BLACK

BACKGROUND - FLUORESCENT ORANGE

APPROVED Tom Hicks (signature on file)  
DIRECTOR - OFFICE OF TRAFFIC AND SAFETY

**Maryland Department of Transportation**  
**STATE HIGHWAY ADMINISTRATION**  
MARYLAND STANDARD HIGHWAY SIGNS

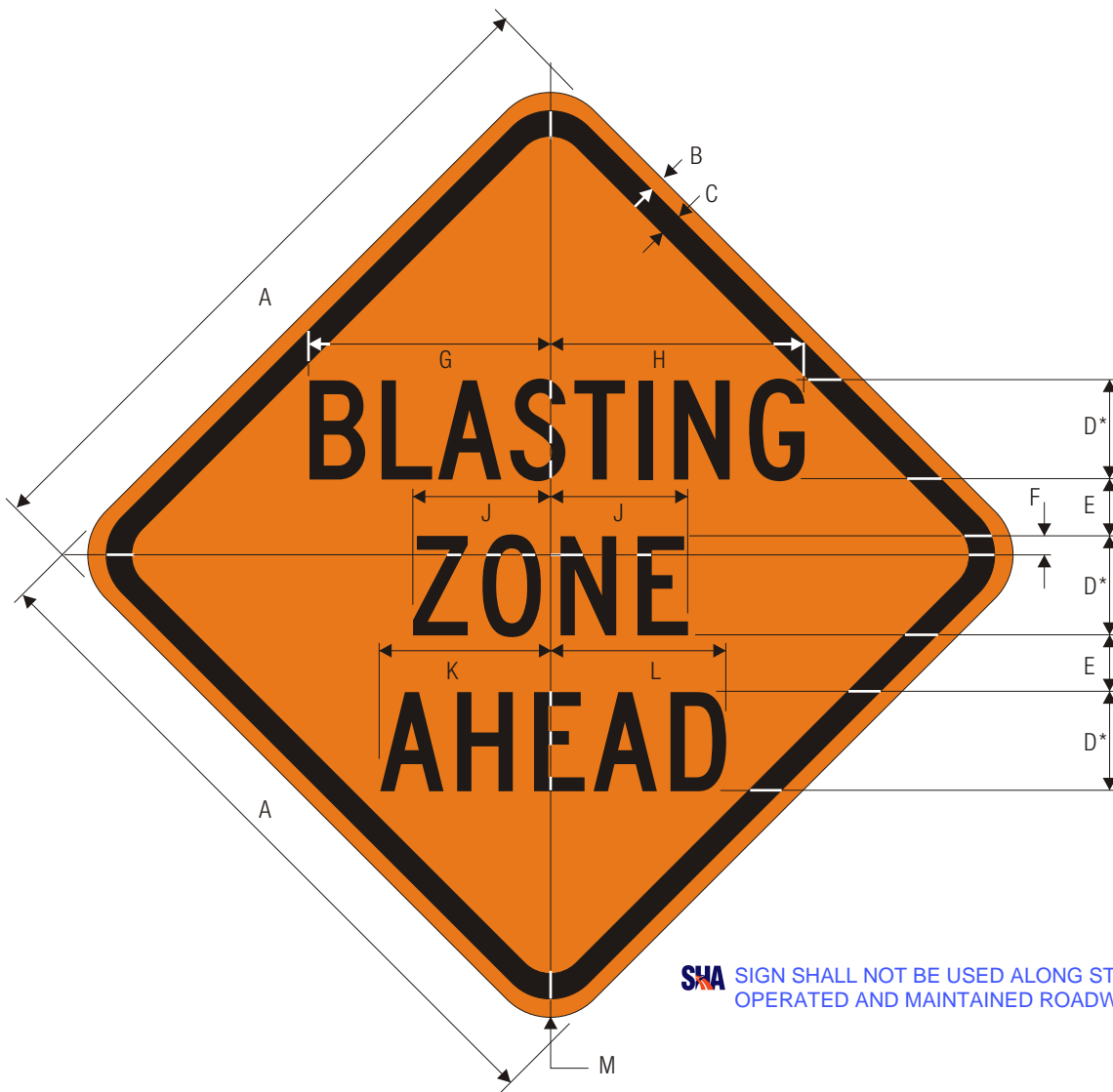


APPROVAL • SHA REVISIONS	APPROVAL • FEDERAL HIGHWAY ADMINISTRATION
APPROVAL <b>03/02/2009</b>	APPROVAL
REVISED	REVISED
REVISED	REVISED
REVISED	REVISED

**MOWERS AHEAD**

**SIGN NUMBER**

**W21-7(3)**



**SHA** SIGN SHALL NOT BE USED ALONG STATE OWNED, OPERATED AND MAINTAINED ROADWAYS.

W22-1

BLASTING ZONE AHEAD

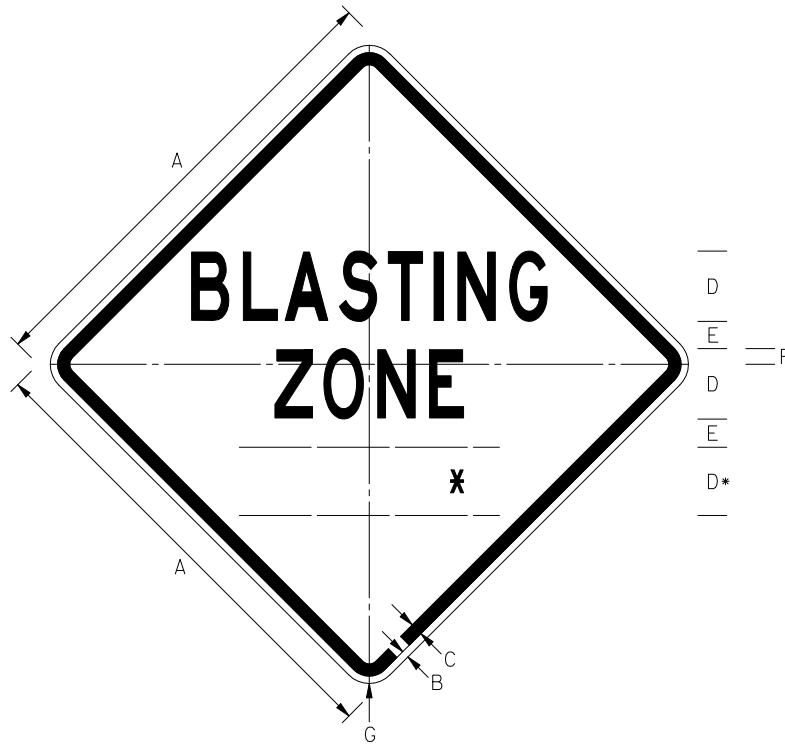
\*Series 2000 Standard Alphabets.

A	B	C	D	E	F	G	H	J	K	L	M
36	.625	.875	5 C	3	.960	12.129	12.809	6.925	8.446	9	2.25
<b>C</b> 48	.75	1.25	7 C	4	1.481	17	17.933	9.707	11.768	12.649	3

TTC SIGN COLORS:

LEGEND — BLACK

BACKGROUND— ORANGE (RETROREFLECTIVE)



\* REFER TO DISTANCE DETAILS IN WORK AREA SECTION FOR LINE 3 MESSAGE AND DIMENSIONS

SIGN SIZE	DIMENSIONS (INCHES)						
	A	B	C	D	E	F	G
MIN	36	5/8	7/8	5C	2-1/2	1	2-1/4
STD	48	3/4	1-1/4	7C	3	1-1/2	3

REFERENCES

MdMUTCD SECTION - 6F.38, 6F.39

COLORS

LEGEND - BLACK  
BACKGROUND - FLUORESCENT ORANGE

APPROVED Tom Hicks (signature on file)  
DIRECTOR - OFFICE OF TRAFFIC AND SAFETY

**Maryland Department of Transportation**  
**STATE HIGHWAY ADMINISTRATION**  
MARYLAND STANDARD HIGHWAY SIGNS

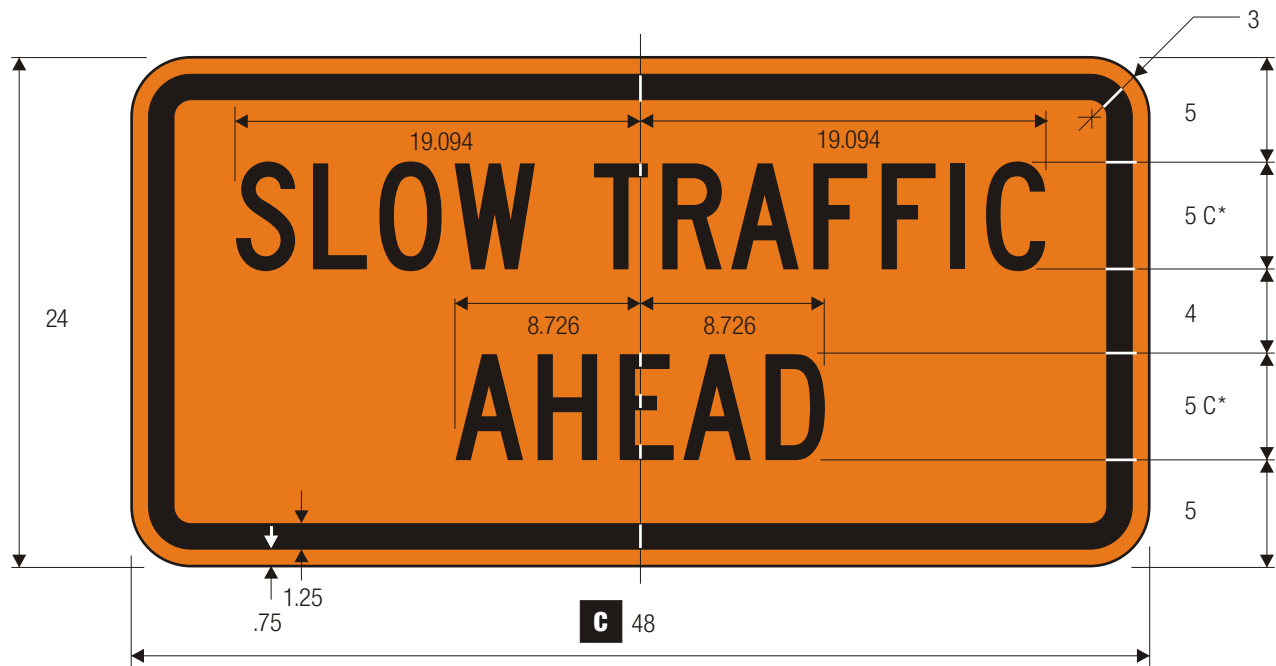


APPROVAL • SHA REVISIONS	APPROVAL • FEDERAL HIGHWAY ADMINISTRATION
APPROVAL <b>03/02/2009</b>	APPROVAL
REVISED	REVISED
REVISED	REVISED
REVISED	REVISED

**BLASTING ZONE** \_\_\_\_\_

**SIGN NUMBER**

**W22-1(1)**



W23-1

SLOW TRAFFIC AHEAD

\*Series 2000 Standard Alphabets.

**SHA** REFERENCES  
MdMUTCD SECTION - 6F.27

TTC SIGN COLORS:  
LEGEND — BLACK  
**SHA** BACKGROUND—FLUORESCENT ORANGE (RETROREFLECTIVE)



W22-2

TURN OFF 2-WAY RADIO AND CELL PHONE

\*Series 2000 Standard Alphabets.  
 \*\*Reduce spacing to fit.

	A	B	C	D	E	F	G	H	J	K	L	M
<b>C</b>	42	36	.75	1.25	5	7 C	4	4 C	1.5	18.714	13.910	4.223
	N	P										
	13.486	3										

SHA REFERENCES  
 MdMUTCD SECTION - 6F.40

TTC SIGN COLORS:  
 LEGEND — BLACK  
 SHA BACKGROUND—FLUORESCENT ORANGE (RETROREFLECTIVE)



W22-3

END BLASTING ZONE

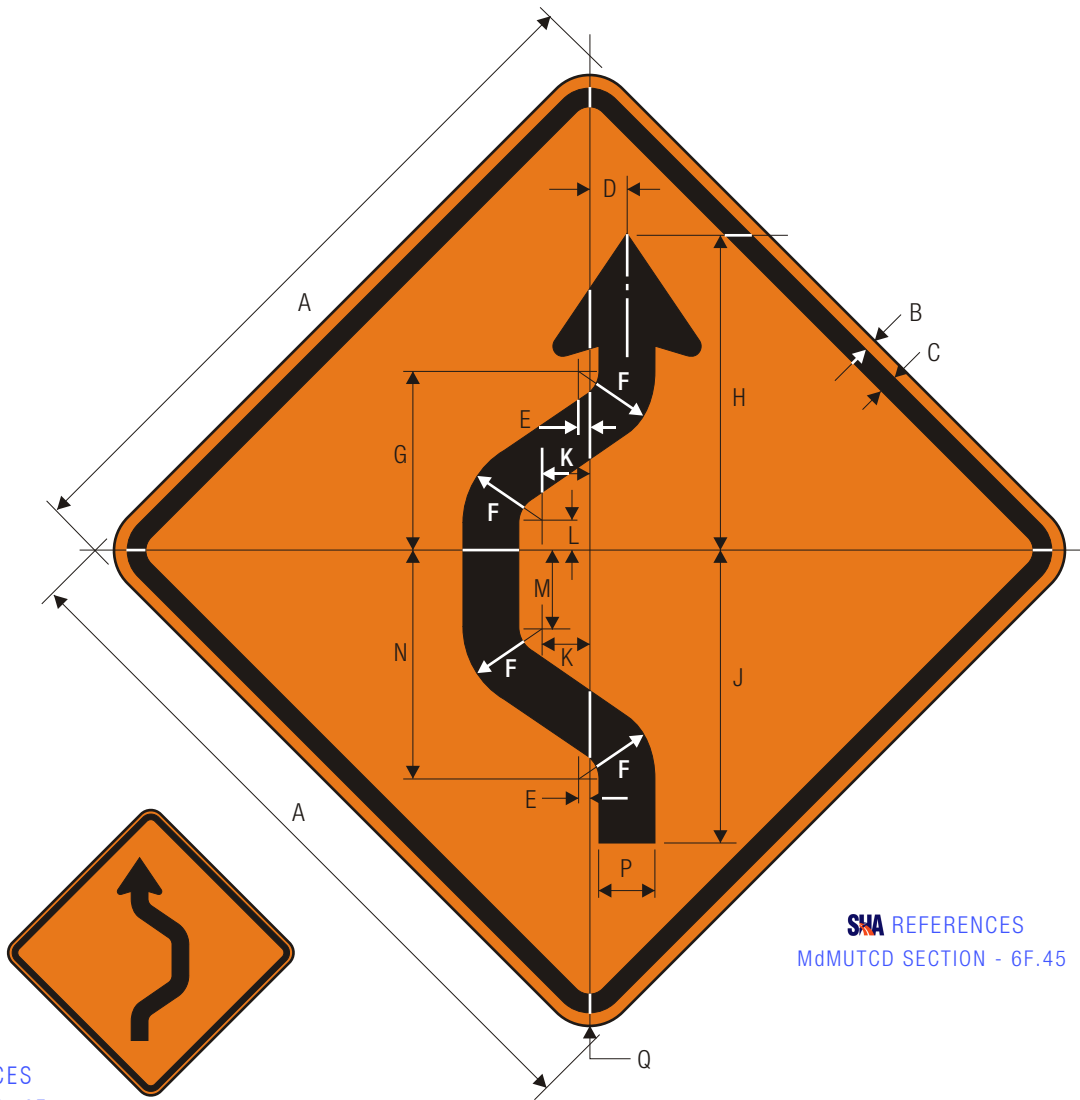
\*Reduce spacing 40%.

	A	B	C	D	E	F	G	H	J	K	L
<b>C</b>	42	36	.625	.875	4.5	7 C	3	6.563	7.25	2.25	17.5
	M	N									
	18	9.688									

**SHA** REFERENCES  
MdMUTCD SECTION - 6F.41

TTC SIGN COLORS:  
LEGEND — BLACK  
**SHA** BACKGROUND—FLUORESCENT ORANGE (RETROREFLECTIVE)





SHA REFERENCES  
MdMUTCD SECTION - 6F.45

SHA REFERENCES  
MdMUTCD SECTION - 6F.45

W24-1R

DOUBLE REVERSE CURVE (1 LANE)

W24-1L

DOUBLE REVERSE CURVE (1 LANE)

SHA \* FOR ARROWHEAD DIMENSIONS REFER TO STANDARD ARROW  
DETAILS IN APPENDIX-ARROWS SECTION FROM FHWA'S  
STANDARD HIGHWAY SIGNS BOOK-APPENDIX SECTION.

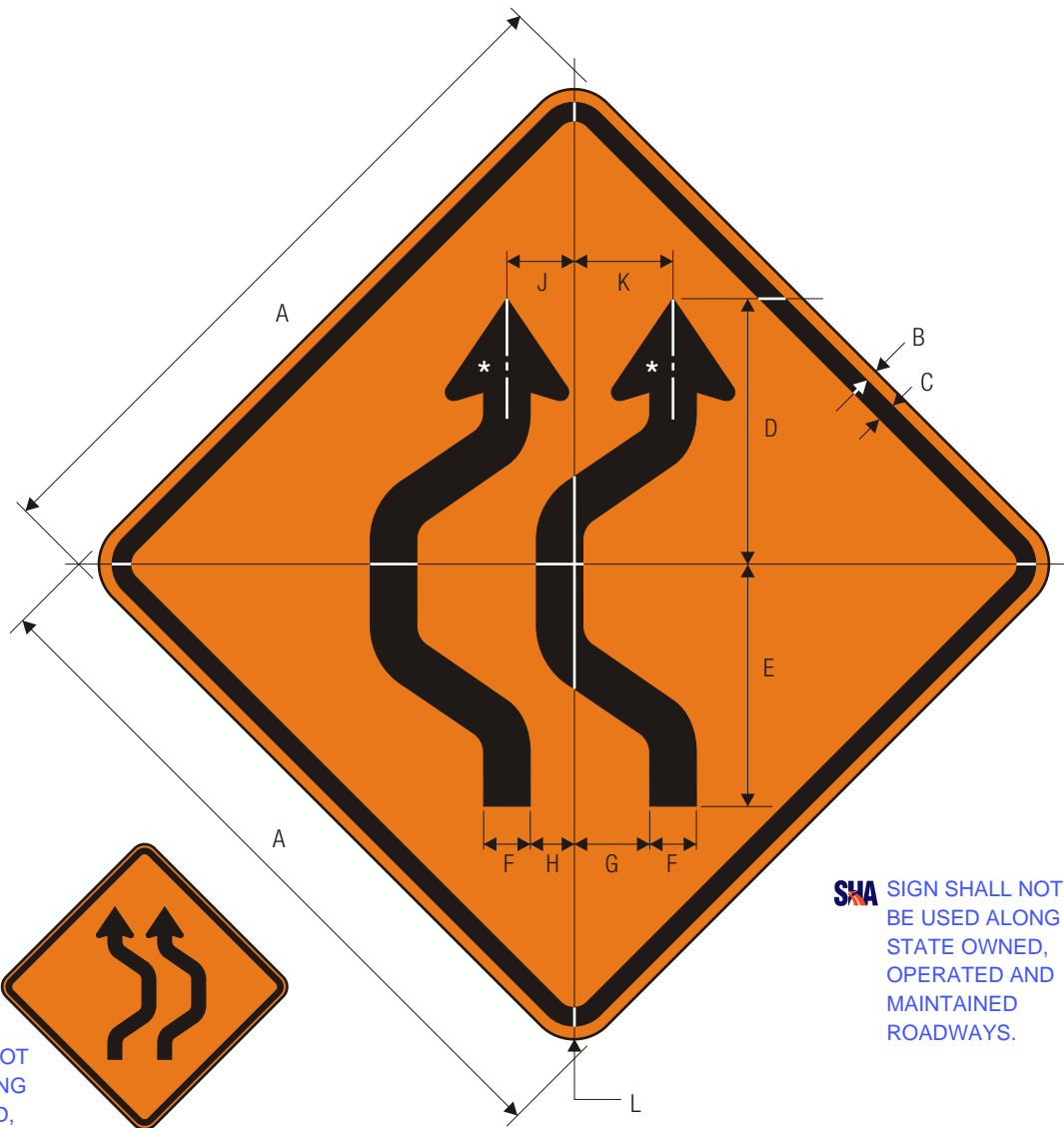
A	B	C	D	E	F	G	H	J	K	L	M
750	13	20	48	7	90	178	407	377	71	44	106
900	15	25	56	8	105	208	475	440	83	51	124
1200	20	30	80	12	150	296	678	628	118	74	176

**C**

N	P	Q
284	60	50
331	70	60
474	100	70

TTC SIGN COLORS:  
SYMBOL — BLACK

SHA BACKGROUND—FLUORESCENT ORANGE (RETROREFLECTIVE)



**SHA** SIGN SHALL NOT BE USED ALONG STATE OWNED, OPERATED AND MAINTAINED ROADWAYS.

**SHA** SIGN SHALL NOT BE USED ALONG STATE OWNED, OPERATED AND MAINTAINED ROADWAYS.

W24-1aR

W24-1aL

DOUBLE REVERSE CURVE (2 LINES)

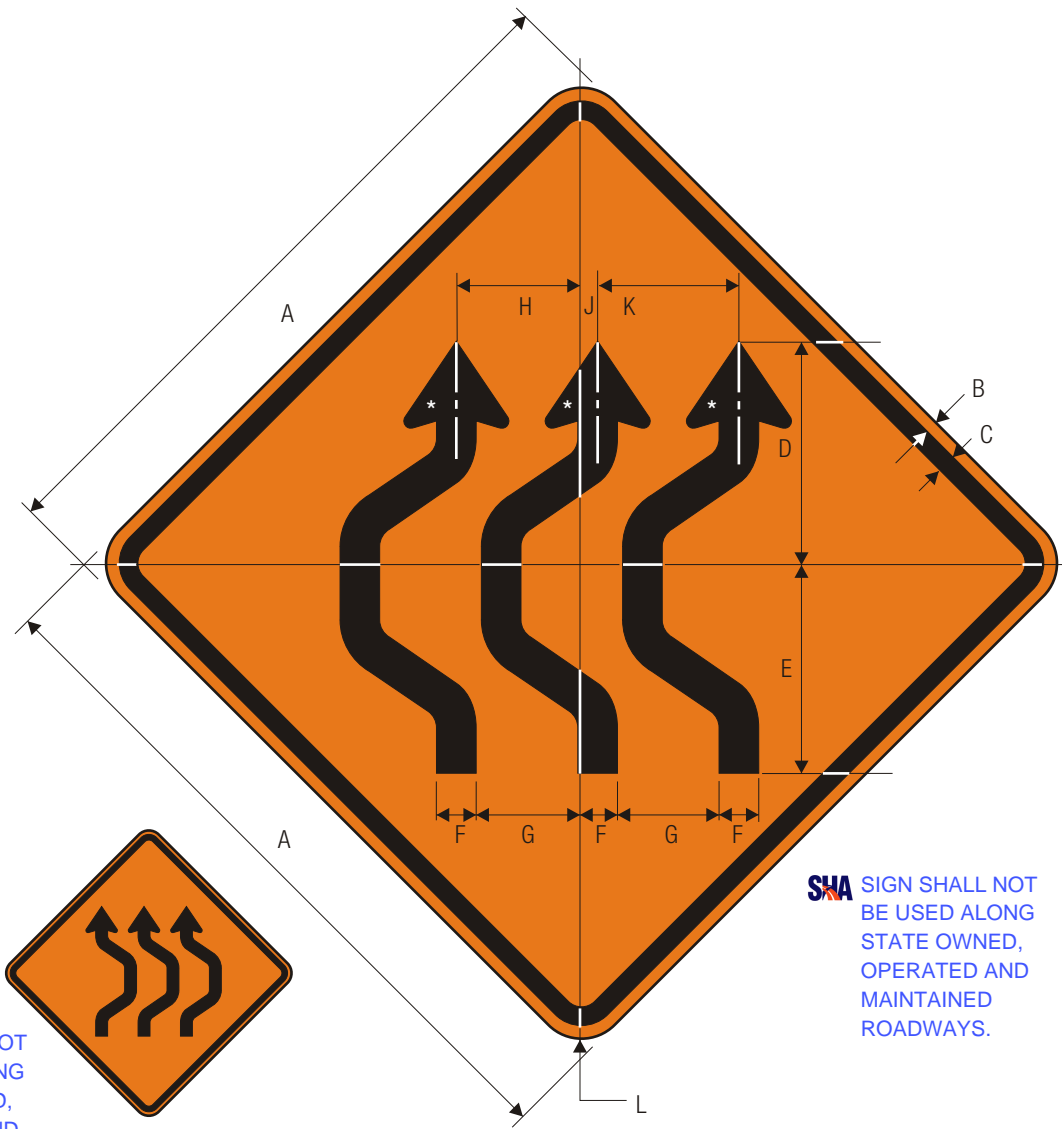
DOUBLE REVERSE CURVE (2 LINES)

\*Reduce arrow from W24-1 40%.

**C**

A	B	C	D	E	F	G	H	J	K	L
30	.5	.75	11.408	10.407	2	3.242	1.881	2.882	4.243	1.875
36	.625	.875	13.690	12.489	2.401	3.882	2.241	3.442	5.083	2.25
48	.75	1.25	18.252	16.652	3.202	5.202	3.042	4.642	6.804	3

TTC SIGN COLORS:  
 SYMBOL – BLACK  
 BACKGROUND– ORANGE (RETROREFLECTIVE)



**SHA** SIGN SHALL NOT BE USED ALONG STATE OWNED, OPERATED AND MAINTAINED ROADWAYS.

**SHA** SIGN SHALL NOT BE USED ALONG STATE OWNED, OPERATED AND MAINTAINED ROADWAYS.

**W24-1bR**  
DOUBLE REVERSE CURVE (3 LANES)

**W24-1bL**  
DOUBLE REVERSE CURVE (3 LANES)

\*Reduce arrow from W24-1 20%.

	A	B	C	D	E	F	G	H	J	K	L
	30	.5	.75	9.206	8.246	1.601	4.723	5.524	.520	6.044	1.875
<b>C</b>	36	.625	.875	11.048	9.887	1.921	5.684	6.645	.640	7.245	2.25
	48	.75	1.25	14.73	13.21	2.56	7.524	8.806	.800	9.686	3

TTC SIGN COLORS:  
SYMBOL — BLACK  
BACKGROUND— ORANGE (RETROREFLECTIVE)