

R1-1  
STOP

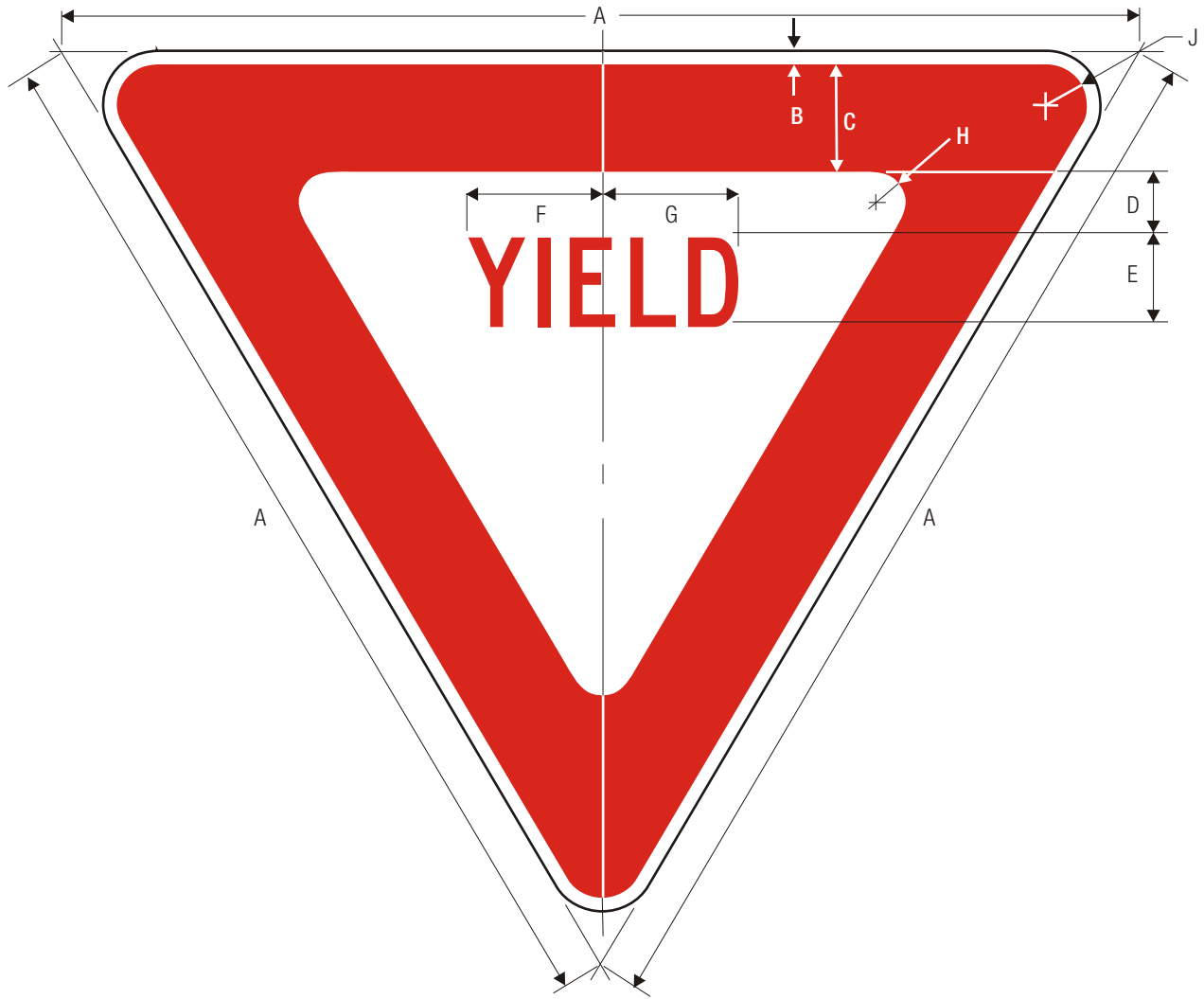
\*Reduce spacing 40%

A	B	C	D	E	F
18	.375	6	6 C	3	7.75
24	.625	8	8 C	4	10
<b>C</b> 30	.75	10	10 C	5	12.5
36	.875	12	12 C	6	15
48	1.25	16	16 C	8	20

**SHA** REFERENCES

MdMUTCD SECTION - 2B.04, 2B.05, 2B.06, 2B.07, 2B.10,  
5B.02, 5F.04, 8B.03, 8B.08, 9B.03, 10C.02, 10C.04

COLORS: LEGEND — WHITE (RETROREFLECTIVE)  
BACKGROUND — RED (RETROREFLECTIVE)



R1-2  
YIELD

A	B	C	D	E	F	G	H	J
18	.375	2	1	1.5 C	2.375	2.188	.625	1.5
24	.375	3	1.375	2 C	3.25	3	.875	1.5
30	.625	4	1.75	2.5 C	3.938	3.625	.875	1.5
<b>C</b> 36	.75	5	2	3 C	4.688	4.375	1.25	2
48	1	6	2.75	4 C	6.25	5.875	2	3
60	1.5	8	3.5	5 C	7.875	7.25	2.5	4

**SHA** REFERENCES

MdMUTCD SECTION - 2B.08, 2B.09, 2B.10, 5B.02, 8B.03, 9B.03

COLORS: LEGEND – RED (RETROREFLECTIVE)  
BACKGROUND – WHITE (RETROREFLECTIVE)

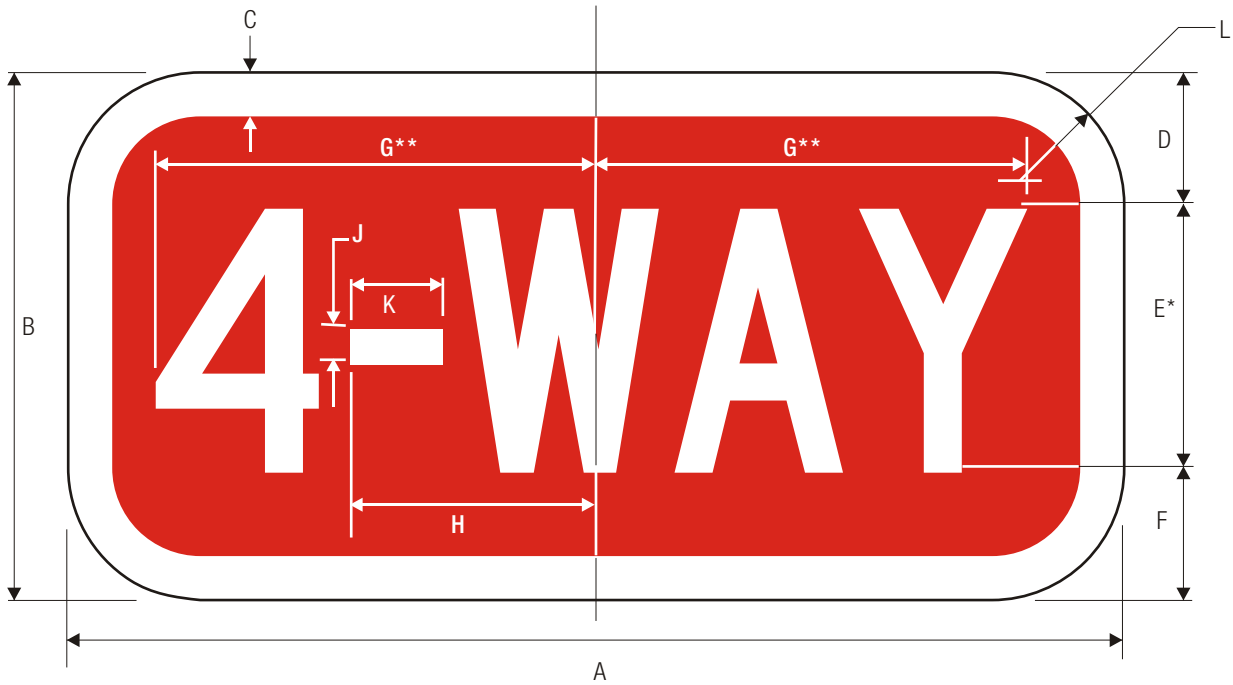


R1-2a

TO ONCOMING TRAFFIC

\*Series2000 Standard Alphabets.

	A	B	C	D	E	F	G	H	J	K	L
<b>C</b>	24	18	.375	.625	2.5	3 D	2	2.188	10	7.75	1.5
	36	30	.625	.875	5.25	4.5 D	3	3.266	14.873	11.496	2.25
	48	24	.75	1.25	5	6 D	4	4.355	19.829	15.327	3

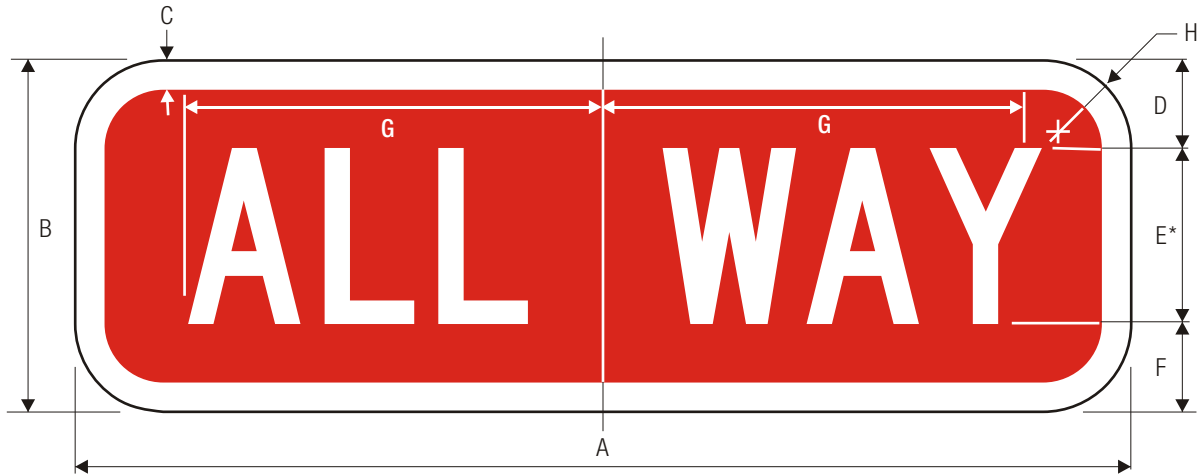


R1-3  
4-WAY

\*Series 2000 Standard Alphabets.  
\*\*Reduce spacing to fit.

	A	B	C	D	E	F	G	H	J	K	L
<b>C</b>	12	6	.5	1.5	3 C	1.5	4.875	2.75	.375	1.063	1.5
	18	9	.5	2	5 C	2	8	4.313	.687	1.75	1.5
	24	12	.5	3	6 C	3	9.562	5.188	.812	2.125	1.5
	30	15	.75	3.5	8 C	3.5	11.188	6.044	.920	2.441	1.875
	36	18	.75	4.5	9 C	4.5	14.390	7.765	1.200	3.162	2.25
	48	24	1	6	12 C	6	19.394	10.568	1.601	4.203	3

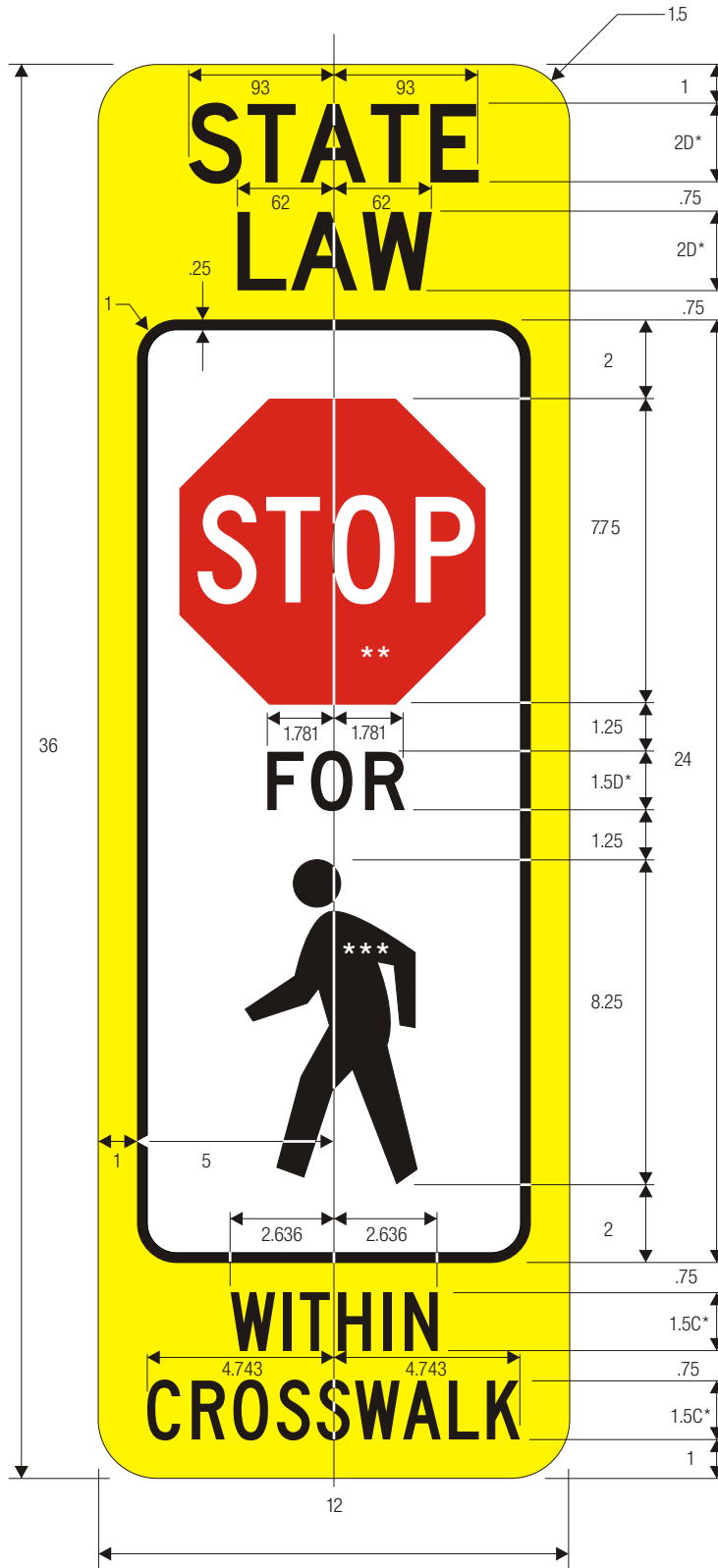




R1-4  
ALL WAY

\*Series 2000 Standard Alphabets.

	A	B	C	D	E	F	G	H
<b>C</b>	18	6	.5	1.5	3 C	1.5	7	1.5
	24	9	.5	2	5 C	2	11	1.5
	30	12	.75	3	6 C	3	13.25	1.875
	36	15	.75	4	7 C	4	15.771	2.25
	48	18	1	4.5	9 C	4.5	20.415	3



**SHA** SIGN SHALL NOT BE USED ALONG STATE OWNED, OPERATED AND MAINTAINED ROADWAYS.

**R1-6a**


IN-STREET PEDESTRIAN CROSSING

- COLORS:** LEGEND — BLACK  
**SHA** BACKGROUND — YELLOW (RETROREFLECTIVE)  
 YIELD SYMBOL — RED (RETROREFLECTIVE) ON WHITE (RETROREFLECTIVE)  
 PED SYMBOL — BLACK ON WHITE (RETROREFLECTIVE)

\*Series 2000 Standard Alphabets.

\*\*Insert R1-1 and size to fit.

**SHA** \*\*\* FOR SYMBOL DESIGN REFER TO THE APPENDIX-GRID SECTION FROM FHWA'S STANDARD HIGHWAY SIGNS BOOK-APPENDIX SECTION



NOTES:

1. TO BE INSTALLED IN THE ROADWAY AT MARKED CROSSWALKS ONLY.
2. REFER TO FEDERAL SIGN RI-1 FOR DIMENSIONS AND DETAILS.
3. FOR SYMBOL DESIGN REFER TO THE APPENDIX-GRID SECTION FROM FHWA'S STANDARD HIGHWAY SIGNS BOOK-APPENDIX SECTION.

SIGN SIZE	DIMENSIONS (INCHES)												
	A	B	C	D	E	F	G	H	J	K	L	M	N
STD	12	36	1	2D	3/4	2	7-3/4	1-1/4	1.5D	8-1/4	1.5C	1-1/2	1/4

REFERENCES

MdMUTCD SECTION - 2B.12, 7B.08, 7B.09

COLORS

LEGEND

TOP - BLACK  
MIDDLE - BLACK  
BOTTOM - BLACK

BACKGROUND

TOP - FLUORESCENT YELLOW  
MIDDLE - WHITE  
BOTTOM - FLUORESCENT YELLOW

"STOP" SYMBOL - WHITE ON RED

APPROVED Tom Hicks (signature on file)  
DIRECTOR - OFFICE OF TRAFFIC AND SAFETY

**Maryland Department of Transportation**  
**STATE HIGHWAY ADMINISTRATION**

MARYLAND STANDARD HIGHWAY SIGNS

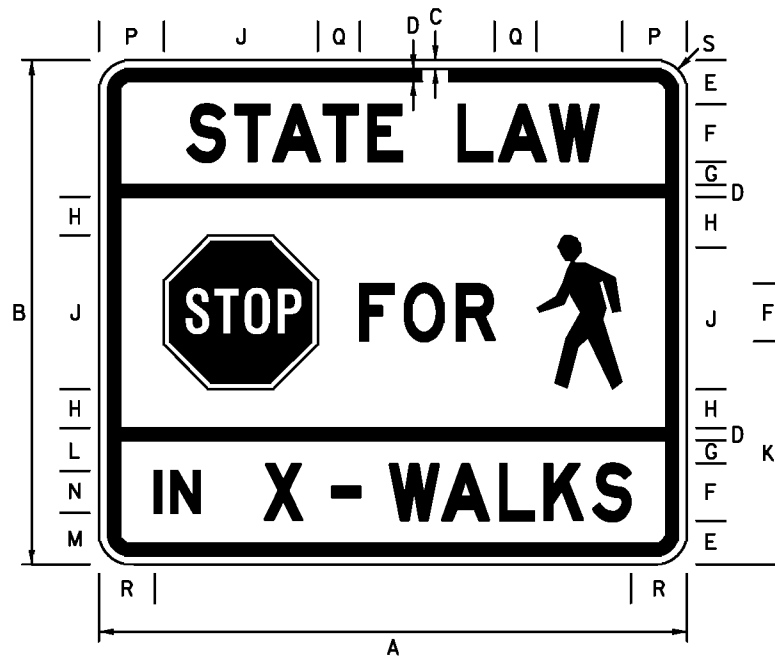
**IN-STREET PEDESTRIAN CROSSING**



APPROVAL • SHA REVISIONS	APPROVAL • FEDERAL HIGHWAY ADMINISTRATION
APPROVAL <b>03/02/2009</b>	APPROVAL
REVISED	REVISED
REVISED	REVISED
REVISED	REVISED

**SIGN NUMBER**

**R1-6a(1)**



**NOTES:**

1. TO BE INSTALLED ALONG THE SIDE OF THE ROAD ONLY.
2. REFER TO FEDERAL SIGN R1-1 FOR DIMENSIONS AND DETAILS.
3. FOR SYMBOL DESIGN REFER TO THE APPENDIX-GRID SECTION FROM FHWA'S STANDARD HIGHWAY SIGNS BOOK-APPENDIX SECTION.

SIGN SIZE	DIMENSIONS (INCHES)								
	A	B	C	D	E	F	G	H	J
STD	42	36	5/8	7/8	3-3/16	4D	1-11/16	2-3/4	11

SIGN SIZE	DIMENSIONS (INCHES)							
	K	L	M	N	P	Q	R	S
STD	16	3-1/16	3-11/16	3D	4-5/8	3	4	2-1/4

**REFERENCES**

MdMUTCD SECTION - 2B.12

**COLORS**

**LEGEND**

TOP - BLACK  
 MIDDLE - BLACK  
 BOTTOM - BLACK

**BACKGROUND**

TOP - FLUORESCENT YELLOW  
 MIDDLE - WHITE  
 BOTTOM - FLUORESCENT YELLOW

'STOP' SYMBOL - WHITE ON RED

APPROVED Tom Hicks (signature on file)  
 DIRECTOR - OFFICE OF TRAFFIC AND SAFETY

**Maryland Department of Transportation**  
**STATE HIGHWAY ADMINISTRATION**  
 MARYLAND STANDARD HIGHWAY SIGNS




APPROVAL • SHA REVISIONS	APPROVAL • FEDERAL HIGHWAY ADMINISTRATION
APPROVAL <b>03/02/2009</b>	APPROVAL
REVISED	REVISED
REVISED	REVISED
REVISED	REVISED

**STATE LAW - STOP FOR PEDS IN CROSSWALKS**

**SIGN NUMBER**

**R1-6a(2)**



**NOTES:**

1. REFER TO FEDERAL SIGN RI-1 FOR DIMENSIONS AND DETAILS.
2. FOR SYMBOL DESIGN REFER TO THE APPENDIX-GRID SECTION FROM FHWA'S STANDARD HIGHWAY SIGNS BOOK-APPENDIX SECTION.
3. FOR ARROWHEAD DIMENSIONS REFER TO STANDARD ARROW DETAILS IN APPENDIX-ARROWS SECTION FROM FHWA'S STANDARD HIGHWAY SIGNS BOOK-APPENDIX SECTION.

SIGN SIZE	DIMENSIONS (INCHES)									
	A	B	C	D	E	F	G	H	J	K
STD	30	1/2	3/4	13	2-3/4	11-1/2	8-1/2	3C	4-1/4	7

SIGN SIZE	DIMENSIONS (INCHES)									
	L	M	N	P	Q	R	S	T	U	V
STD	4-1/2	4	16-13/16	1-7/8	3	2	9-13/16	12	9	140°

**REFERENCES**

MdMUTCD SECTION - 2B.11

**COLORS**

LEGEND - BLACK  
 BACKGROUND - WHITE  
 "STOP" SYMBOL - WHITE ON RED

APPROVED Tom Hicks (signature on file)  
 DIRECTOR - OFFICE OF TRAFFIC AND SAFETY

**Maryland Department of Transportation**  
**STATE HIGHWAY ADMINISTRATION**  
 MARYLAND STANDARD HIGHWAY SIGNS



APPROVAL • SHA REVISIONS	APPROVAL • FEDERAL HIGHWAY ADMINISTRATION
APPROVAL <b>03/02/2009</b>	APPROVAL
REVISED	REVISED
REVISED	REVISED
REVISED	REVISED

**STOP HERE FOR Peds**

**SIGN NUMBER**

**R1-6a(3)(L&R)**



**R2-1**  
SPEED LIMIT (ENGLISH)

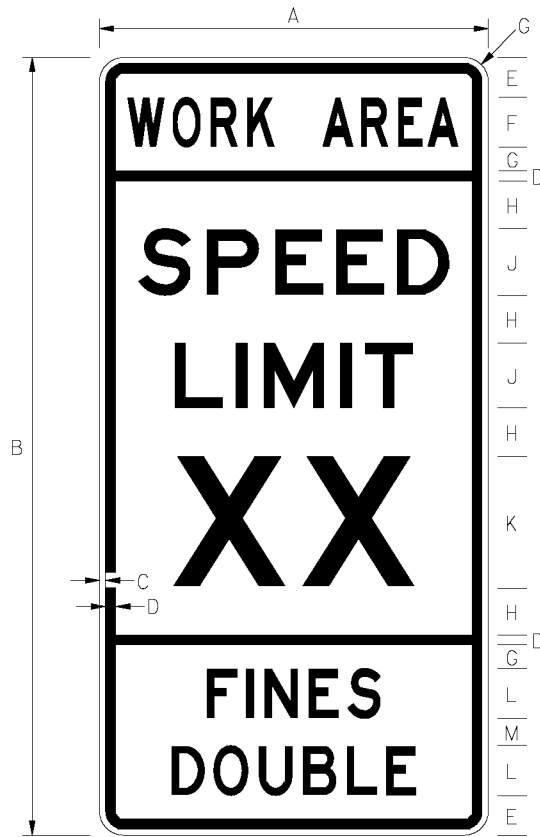
\*Optically space numerals about centerline

	A	B	C	D	E	F	G	H	J	K	L
	18	24	.375	.625	3	3 E	2	8 E	7.188	5.5	1.5
<b>C</b>	24	30	.375	.625	4	4 E	2	10 E	9.563	7.313	1.5
	36	48	.625	.875	6	6 E	5	14 E	14.375	11	2.25
	48	60	.75	1.25	8	8 E	6	16 E	19.125	14.625	3

**SHA** REFERENCES

MdMUTCD SECTION - 2B.13, 2B.15, 2B.18, 5B.03, 7B.08, 7B.11, 2C.30

COLORS: LEGEND — BLACK  
BACKGROUND — WHITE (RETROREFLECTIVE)



SIGN SIZE	DIMENSIONS (INCHES)					
	A	B	C	D	E	F
STD	48	96	3/4	1-1/4	5	6C

SIGN SIZE	DIMENSIONS (INCHES)					
	G	H	J	K	L	M
STD	3	6	8E	16E	6D	3-1/2

REFERENCES

MdMUTCD SECTION - 6F.05, 6F.06, 6F.07

COLORS

LEGEND

TOP - BLACK  
 MIDDLE - BLACK  
 BOTTOM - BLACK

BACKGROUND

TOP - FLUORESCENT ORANGE  
 MIDDLE - WHITE  
 BOTTOM - FLUORESCENT YELLOW

APPROVED Tom Hicks (signature on file)  
 DIRECTOR - OFFICE OF TRAFFIC AND SAFETY

**Maryland Department of Transportation**  
**STATE HIGHWAY ADMINISTRATION**  
 MARYLAND STANDARD HIGHWAY SIGNS

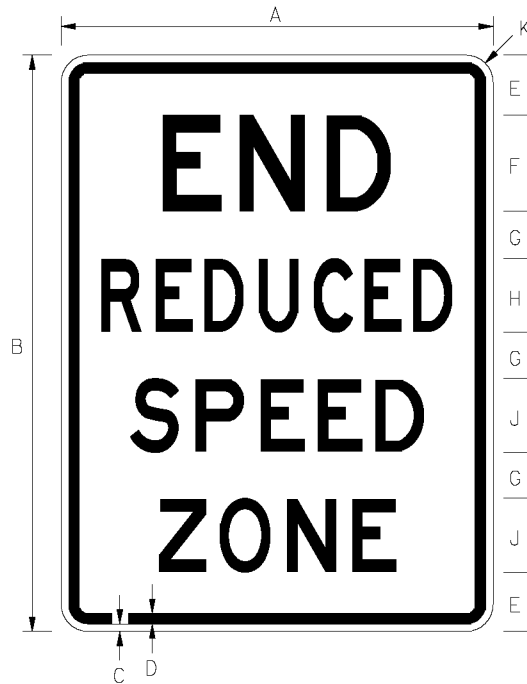


APPROVAL • SHA REVISIONS	APPROVAL • FEDERAL HIGHWAY ADMINISTRATION
APPROVAL <b>03/02/2009</b>	APPROVAL
REVISED	REVISED
REVISED	REVISED
REVISED	REVISED

**WORK AREA - SPEED LIMIT XX - FINES DOUBLE**

**SIGN NUMBER**

**R2-1(1)**



SIGN SIZE	DIMENSIONS (INCHES)									
	A	B	C	D	E	F	G	H	J	K
STD	36	48	5/8	7/8	5	8D	4	6C	6D	2-1/4

REFERENCES

MdMUTCD SECTION - 6F.05, 6F.06, 6F.07

COLORS

LEGEND - BLACK

BACKGROUND - WHITE

APPROVED Tom Hicks (signature on file)  
DIRECTOR - OFFICE OF TRAFFIC AND SAFETY

**Maryland Department of Transportation**  
**STATE HIGHWAY ADMINISTRATION**

MARYLAND STANDARD HIGHWAY SIGNS

**END REDUCED SPEED ZONE**



APPROVAL • SHA REVISIONS	APPROVAL • FEDERAL HIGHWAY ADMINISTRATION
APPROVAL <b>03/02/2009</b>	APPROVAL
REVISED	REVISED
REVISED	REVISED
REVISED	REVISED

**SIGN NUMBER**

**R2-1(2)**





R2-2  
TRUCK SPEED LIMIT

\*Reduce spacing 32%.  
\*\*Optically space numerals about centerline.

	A	B	C	D	E	F	G	H	J	K	L
<b>C</b>	24	.375	.625	4	4 D	2.5	10 E	3.5	1.5	9.563	9.188
	36	.625	.875	6	6 D	4	14 E	6	2.25	14.313	13.813
	48	.75	1.25	8	8 D	8	16 E	8	3	19.125	18.375



R2-4

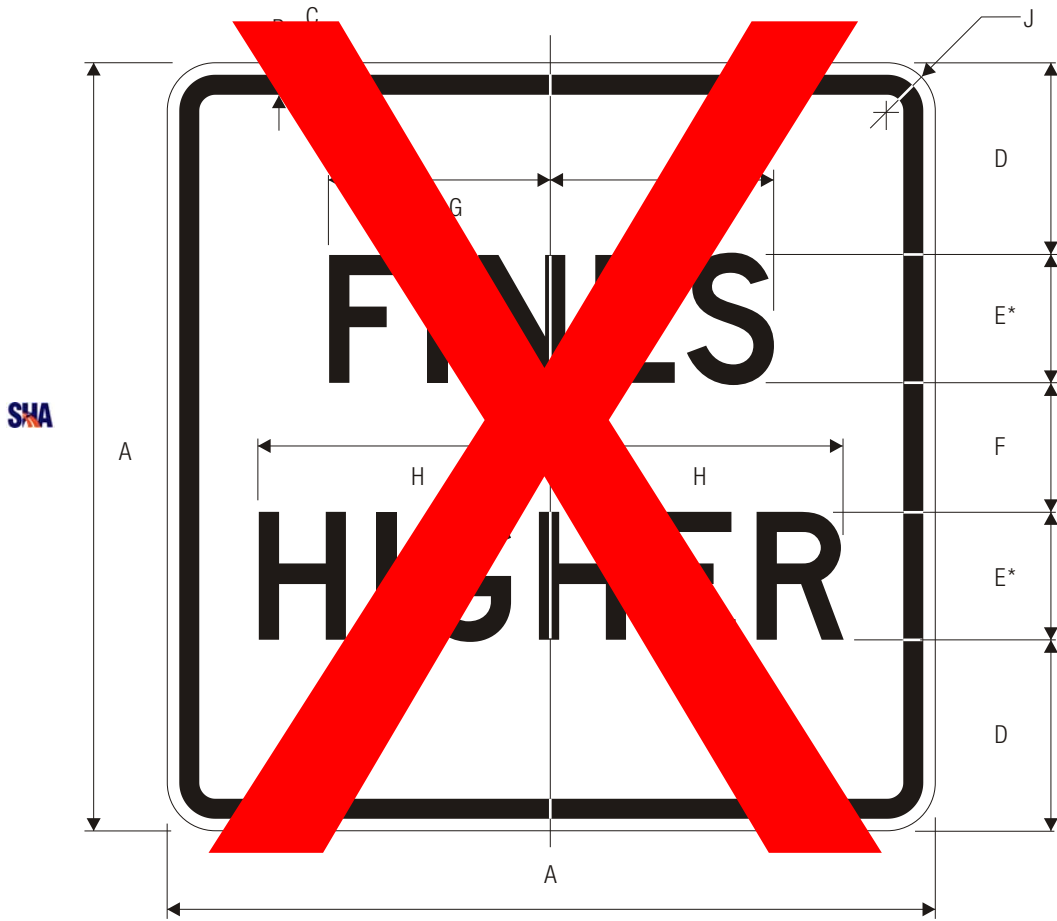
MINIMUM SPEED LIMIT (ENGLISH)

**SHA** SIGN SHALL NOT BE USED ALONG STATE OWNED, OPERATED AND MAINTAINED ROADWAYS.

\*Optically space numerals about centerline

	A	B	C	D	E	F	G	H	J	K	L
<b>C</b>	24	30	.375	.625	4	4 C	2	10 D	9.188	6.813	1.5
	36	48	.625	.875	6	6 C	5	14 D	13.75	10.188	2.25
	48	60	.75	1.25	8	8 C	6	16 D	18.375	13.625	3

COLORS: LEGEND — BLACK  
BACKGROUND — WHITE (RETROREFLECTIVE)



R2-6

FINES HIGHER



SHA



SHA

\*Series 2000 Standard Alphabets.

C	A	B	C	D	E	F	G	H	J
24	.375	.625	6	4 D	4	6.95	9.138	1.5	
36	.625	.875	9	6 D	6	10.425	13.707	2.25	
48	.75	1.25	12	8 D	8	13.9	18.276	3	



SIGN SIZE	DIMENSIONS (INCHES)							
	A	B	C	D	E	F	G	H
STD	96	60	2	6	18	4	6D	12

SIGN SIZE	DIMENSIONS (INCHES)					
	J	K	L*	M*	N*	O
STD	72	24	12-3/4	22-1/2	8	6



\* - DIMENSION WILL VARY FOR 1 & 2 DIGIT SHIELDS


REFERENCES

MUTCD SECTION - NONE  
 MUTCD SUPPLEMENT - NONE

COLORS

LEGEND - WHITE  
 - INLAY - BLACK  
 BACKGROUND - BLACK  
 - INLAY - FLUORESCENT YELLOW

APPROVED  <u>2/1/06</u> DIRECTOR - TRAFFIC & SAFETY DATE		MARYLAND DEPARTMENT OF TRANSPORTATION State Highway Administration OFFICE OF TRAFFIC & SAFETY SAFETY/HEADLIGHT USE AREA AHEAD	
 State Highway Administration	REVISIONS:		
	DATE	APPROVAL	
Section: <u>SIGNING</u>			Standard No. <b>R2-6(1)</b>
Drawn By: _____ Date: _____			



SIGN SIZE	DIMENSIONS (INCHES)							
	A	B	C	D	E	F	G	H
STD	96	60	2	6	60	3	6E	4

**REFERENCES**

MUTCD SECTION - NONE  
 MUTCD SUPPLEMENT - NONE

**COLORS**

LEGEND - TOP - BLACK  
 - MIDDLE - WHITE  
 - BOTTOM - BLACK  
 BACKGROUND - TOP - FLUORESCENT YELLOW  
 - MIDDLE - BLACK  
 - BOTTOM - WHITE

APPROVED <u>2/1/06</u> DIRECTOR - TRAFFIC & SAFETY      DATE		MARYLAND DEPARTMENT OF TRANSPORTATION <i>State Highway Administration</i> OFFICE OF TRAFFIC & SAFETY <b>AVOID THE FINE /USE HEADLIGHTS</b>	
	<b>REVISIONS:</b>		FEDERAL HIGHWAY ADMINISTRATION
	DATE	APPROVAL	
Section: <u>SIGNING</u>		Standard No. <b>R2-6(2)</b>	
Drawn By: _____		Date: _____	



SIGN SIZE	DIMENSIONS (INCHES)						
	A	B	C	D	E	F	G
STD	48	3/4	5	8D	6C	4	2-1/4

REFERENCES

MUTCD SECTION - NONE  
 MUTCD SUPPLEMENT - NONE

COLORS

LEGEND - BLACK  
 BACKGROUND - WHITE

APPROVED <u><i>[Signature]</i></u> <u>2/1/00</u> DIRECTOR - TRAFFIC & SAFETY DATE		MARYLAND DEPARTMENT OF TRANSPORTATION State Highway Administration OFFICE OF TRAFFIC & SAFETY END MANDATORY HEADLIGHT USE	
	REVISIONS:		FEDERAL HIGHWAY ADMINISTRATION
	DATE	APPROVAL	
Section: <u>SIGNING</u>		Standard No. <b>R2-6(3)</b>	
Drawn By: _____		Date: _____	



SIGN SIZE	DIMENSIONS (INCHES)						
	A	B	C	D	E	F	G
STD	48	36	3/4	5	6C	4	2-1/4

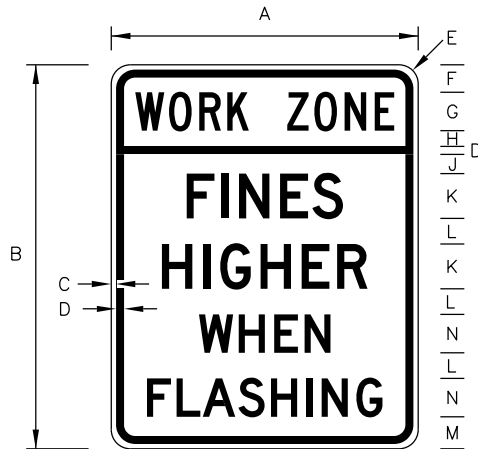
REFERENCES

MUTCD SECTION - NONE  
 MUTCD SUPPLEMENT - NONE

COLORS

LEGEND - BLACK  
 BACKGROUND - WHITE

APPROVED <u><i>[Signature]</i></u> <u>2/1/06</u> DIRECTOR - TRAFFIC & SAFETY DATE		MARYLAND DEPARTMENT OF TRANSPORTATION State Highway Administration OFFICE OF TRAFFIC & SAFETY MANDATORY HEADLIGHT USE AREA	
	REVISIONS:		
	DATE	APPROVAL	
Section: <u>SIGNING</u>		Standard No. <b>R2-6(4)</b>	
Drawn By: _____ Date: _____			



SIGN SIZE	DIMENSIONS (INCHES)							
	A	B	C	D	E	F	G	H
STD	48	60	3/4	1-1/4	3	4-3/8	6C	2-3/8

SIGN SIZE	DIMENSIONS (INCHES)				
	J	K	L	M	N
STD	3	7D	4	5	6D

COLORS

LEGEND

TOP - BLACK  
 BOTTOM - BLACK

BACKGROUND

TOP - FLUORESCENT ORANGE  
 BOTTOM - WHITE

REFERENCES

MdMUTCD SECTION - 6F.12

SPECIFICATION	CATEGORY CODE ITEMS
APPROVED	<i>Cedric Ward</i> DIRECTOR - OFFICE OF TRAFFIC AND SAFETY
APPROVAL SHA REVISIONS	APPROVAL FEDERAL HIGHWAY ADMINISTRATION
APPROVAL 09/16/2024	APPROVAL
REVISED	REVISED
REVISED	REVISED
REVISED	REVISED

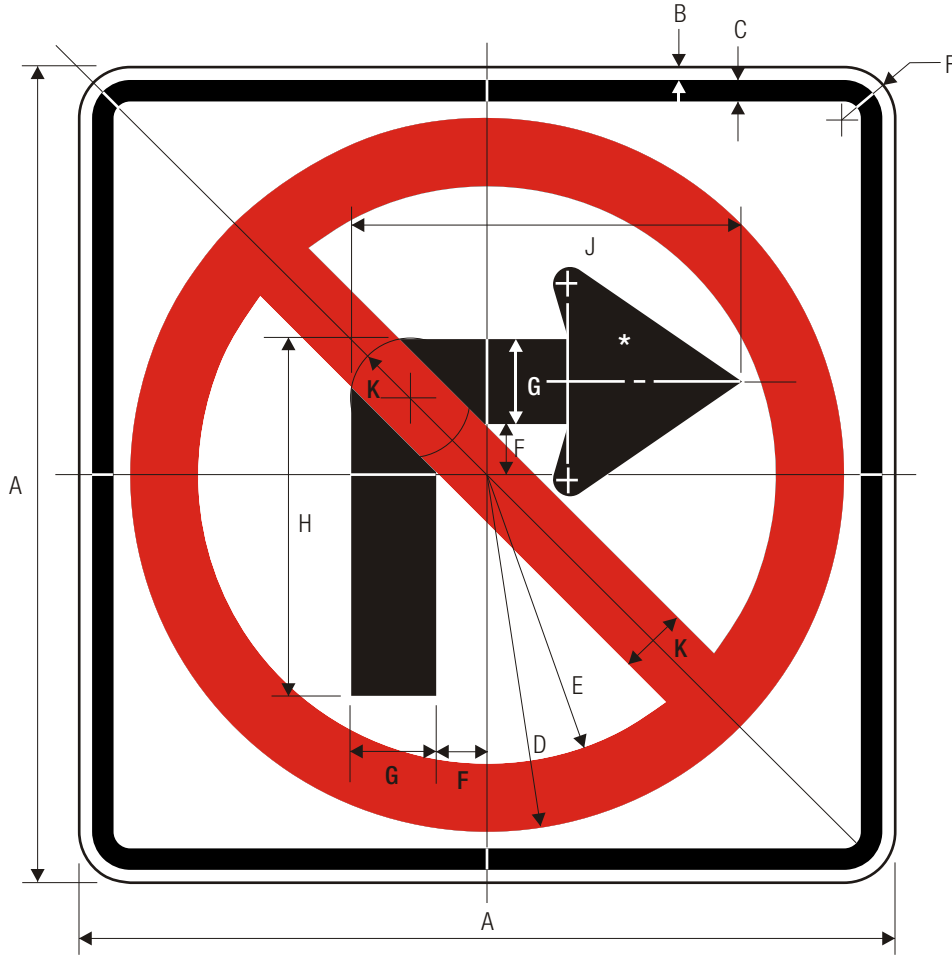
**MdOT** MARYLAND DEPARTMENT OF TRANSPORTATION  
 STATE HIGHWAY ADMINISTRATION

**STANDARDS FOR HIGHWAYS AND INCIDENTAL STRUCTURES**

**WORK ZONE - FINES HIGHER WHEN FLASHING**

**SIGN NO. R2-6(5)**





**R3-1**

RIGHT T TURN PROHIBITION

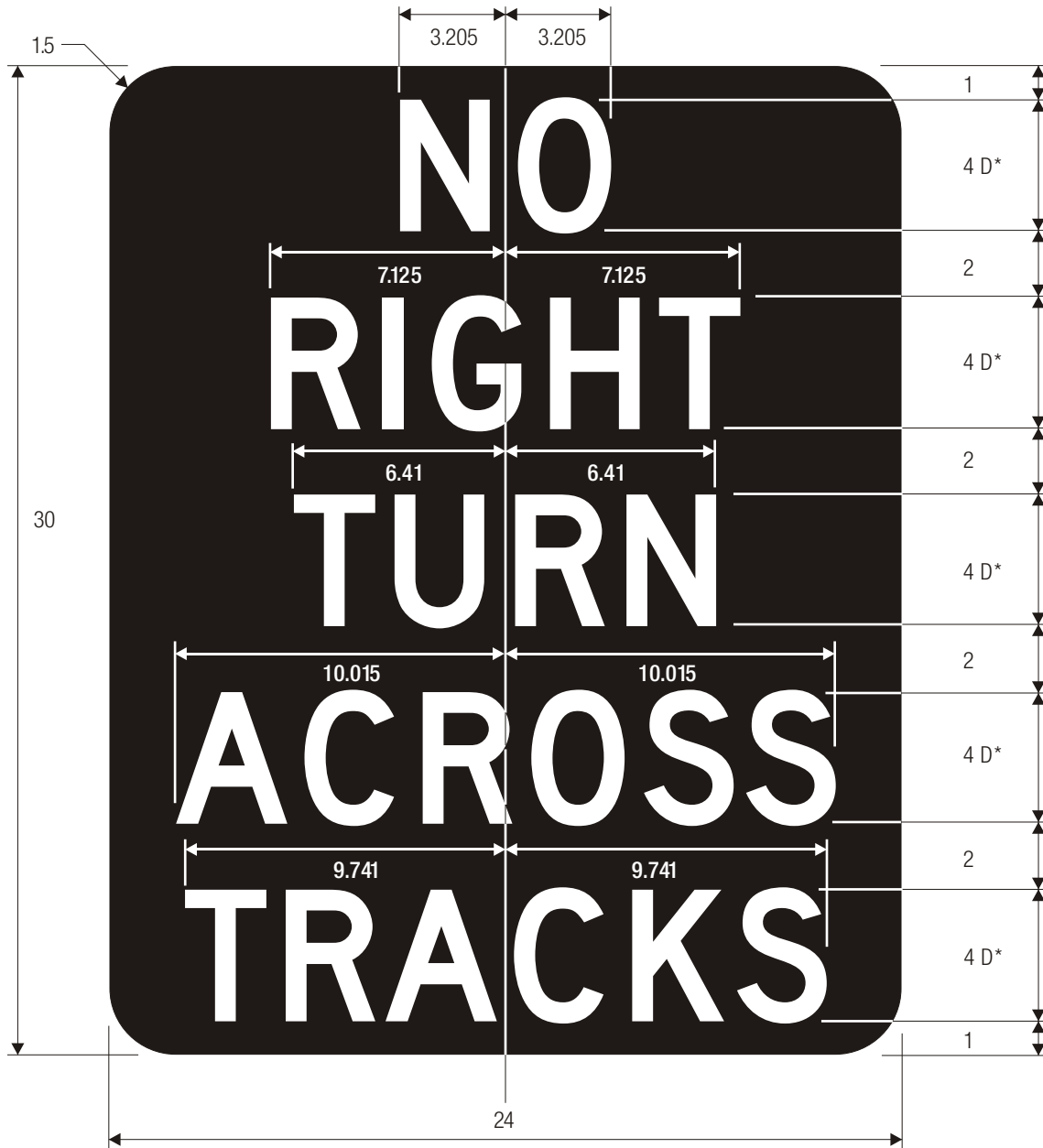
**SHA** \* FOR ARROWHEAD DIMENSIONS REFER TO STANDARD ARROW DETAILS IN APPENDIX-ARROWS SECTION FROM FHWA'S STANDARD HIGHWAY SIGNS BOOK-APPENDIX SECTION.

	A	B	C	D	E	F	G	H	J	K
<b>C</b>	24	.375	.625	10.5	8.5	1.5	2.5	10.5	11.5	2
	30	.5	.75	13.125	10.625	1.875	3.125	13.125	14.5	2.5
	36	.625	.875	15.75	12.75	2.25	3.75	15.75	17.25	3
	48	.75	1.25	21	17	3	5	21	23	4

**SHA** REFERENCES

MdMUTCD SECTION - 2B.19, 2B.25, 5B.04

COLORS: CIRCLE & DIAGONAL — RED (RETROREFLECTIVE)  
 SYMBOL & BORDER — BLACK  
 BACKGROUND — WHITE (RETROREFLECTIVE)

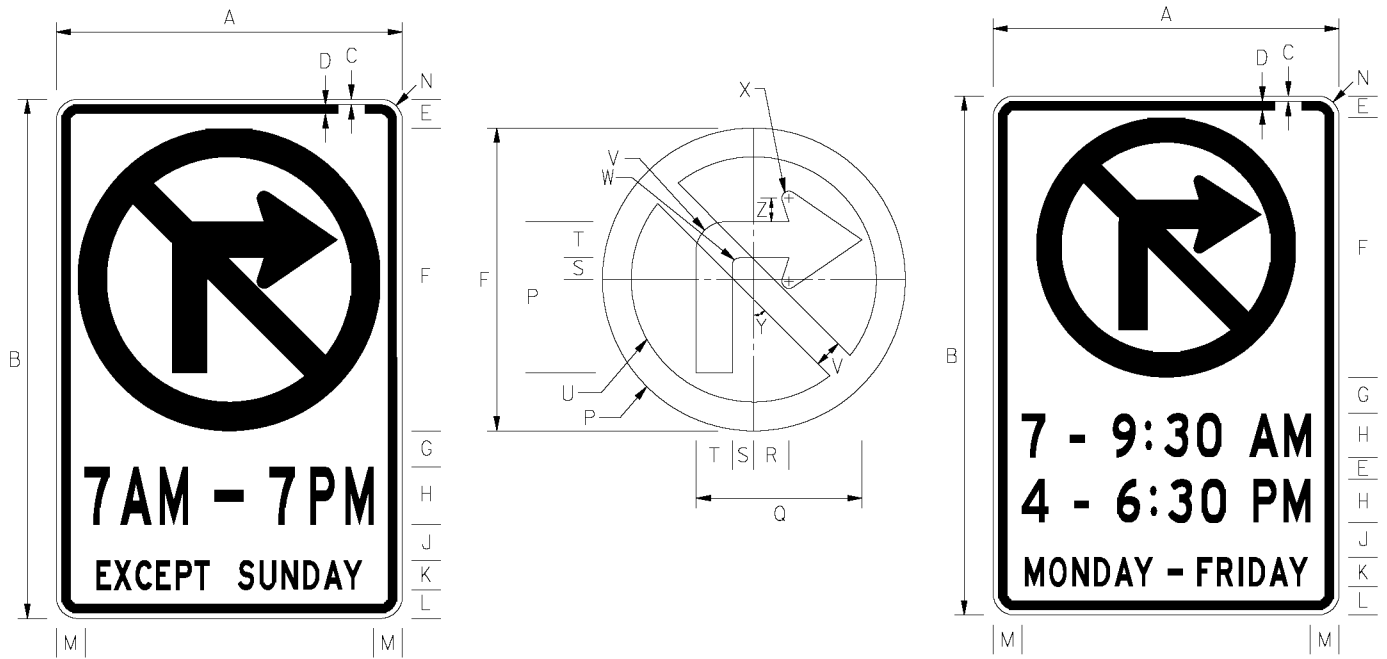


R3-1a

\*Series 2000 Standard Alphabets.

ACTIVATED BLANK-OUT

**SHA** SIGN SHALL NOT BE USED ALONG STATE OWNED, OPERATED AND MAINTAINED ROADWAYS.



NOTE: SAMPLE TIME/DAY MESSAGES SHOWN.

SIGN SIZE	DIMENSIONS (INCHES)											
	A	B	C	D	E	F	G	H	J	K	L	M
MINIMUM 1 TIME LINE	24	36	3/8	5/8	2	21	2-1/2	4B	2-1/2	2C	2	2
MINIMUM 2 TIME LINES	24	36	3/8	5/8	1-1/2	18	2-1/2	3C	2-1/2	2C	2	2
STANDARD 1 TIME LINE	30	42	1/2	3/4	2	26-1/4	1-3/4	5B	2	3B	2	2-1/2
STANDARD 2 TIME LINES	30	42	1/2	3/4	1-3/4	22-1/2	1-1/2	4C	1-1/2	3B	2	2-1/2

SIGN SIZE	DIMENSIONS (INCHES)											
	N	P	Q	R	S	T	U	V	W	X	Y	Z
MINIMUM 1 TIME LINE	1-1/2	10-1/2	11-1/2	2-7/16	1-1/2	2-1/2	8-1/2	2	1/2	1/2	45°	1-5/8
MINIMUM 2 TIME LINES	1-1/2	9	9-7/8	2-9/32	1-9/32	2	7-9/32	1-23/32	7/16	3/8	45°	1-5/16
STANDARD 1 TIME LINE	1-7/8	13-1/8	14-1/2	3-1/8	1-7/8	3-1/8	10-5/8	2-1/2	5/8	5/8	45°	2-1/16
STANDARD 2 TIME LINES	1-7/8	11-1/4	12-27/64	2-15/16	1-39/64	2-5/8	9-7/64	2-9/64	17/32	1/2	45°	1-11/16

REFERENCES

MdMUTCD SECTION - 2B.19

COLORS

LEGEND - BLACK  
 BACKGROUND - WHITE  
 CIRCLE & DIAGONAL - RED

APPROVED Tom Hicks (signature on file)  
 DIRECTOR - OFFICE OF TRAFFIC AND SAFETY

**Maryland Department of Transportation**  
**STATE HIGHWAY ADMINISTRATION**  
 MARYLAND STANDARD HIGHWAY SIGNS

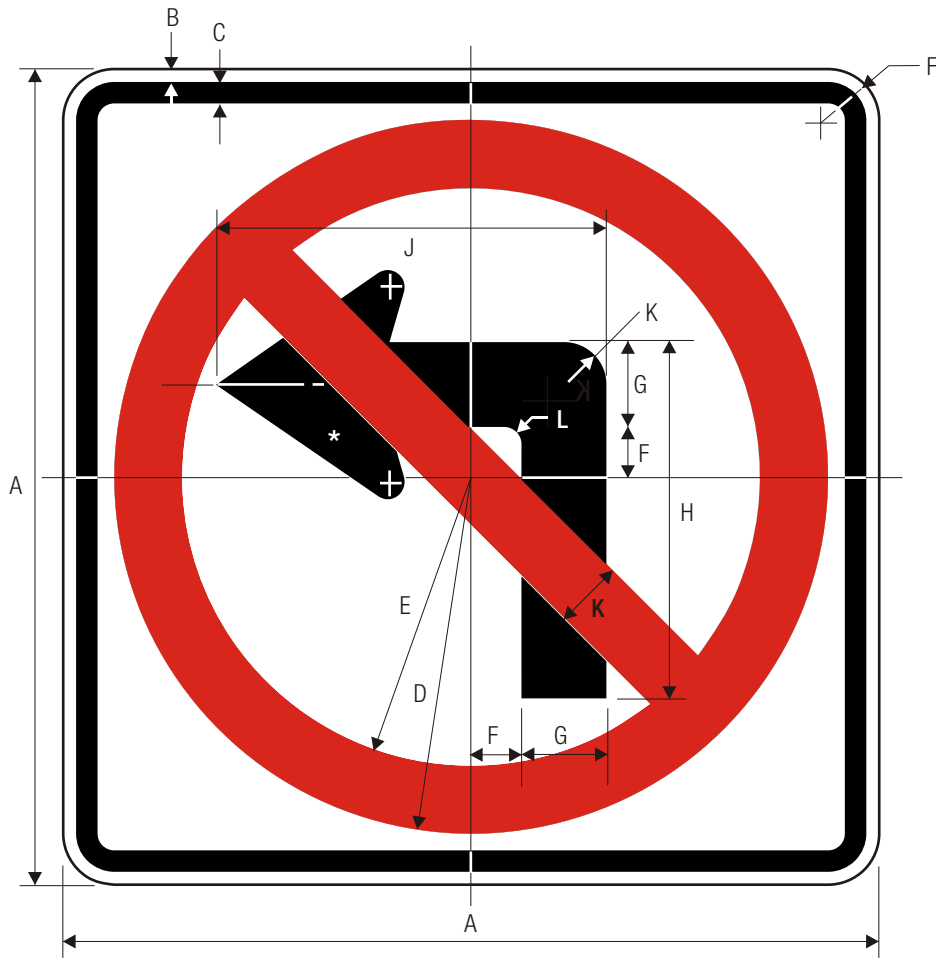


APPROVAL • SHA REVISIONS	APPROVAL • FEDERAL HIGHWAY ADMINISTRATION
APPROVAL <b>03/02/2009</b>	APPROVAL
REVISED	REVISED
REVISED	REVISED
REVISED	REVISED

**NO RIGHT TURN (TIME-DAY MESSAGES)**

**SIGN NUMBER**

**R3-1(1)**



R3-2

LEFT TURN PROHIBITION

**SHA** \* FOR ARROWHEAD DIMENSIONS REFER TO STANDARD ARROW DETAILS IN APPENDIX-ARROWS SECTION FROM FHWA'S STANDARD HIGHWAY SIGNS BOOK-APPENDIX SECTION.


**C**

A	B	C	D	E	F	G	H	J	K	L
24	.375	.625	10.5	8.5	1.5	2.5	10.5	11.5	2	.5
30	.5	.75	13.125	10.625	1.875	3.125	13.125	14.5	2.5	.625
36	.625	.875	15.75	12.75	2.25	3.75	15.75	17.25	3	.75
48	.75	1.25	21	17	3	5	21	23	4	1

COLORS: CIRCLE & DIAGONAL — RED (RETROREFLECTIVE)  
 SYMBOL & BORDER — BLACK  
 BACKGROUND — WHITE (RETROREFLECTIVE)

**SHA** REFERENCES

MdMUTCD SECTION - 2B.19, 2B.25, 5B.04, 7B.09

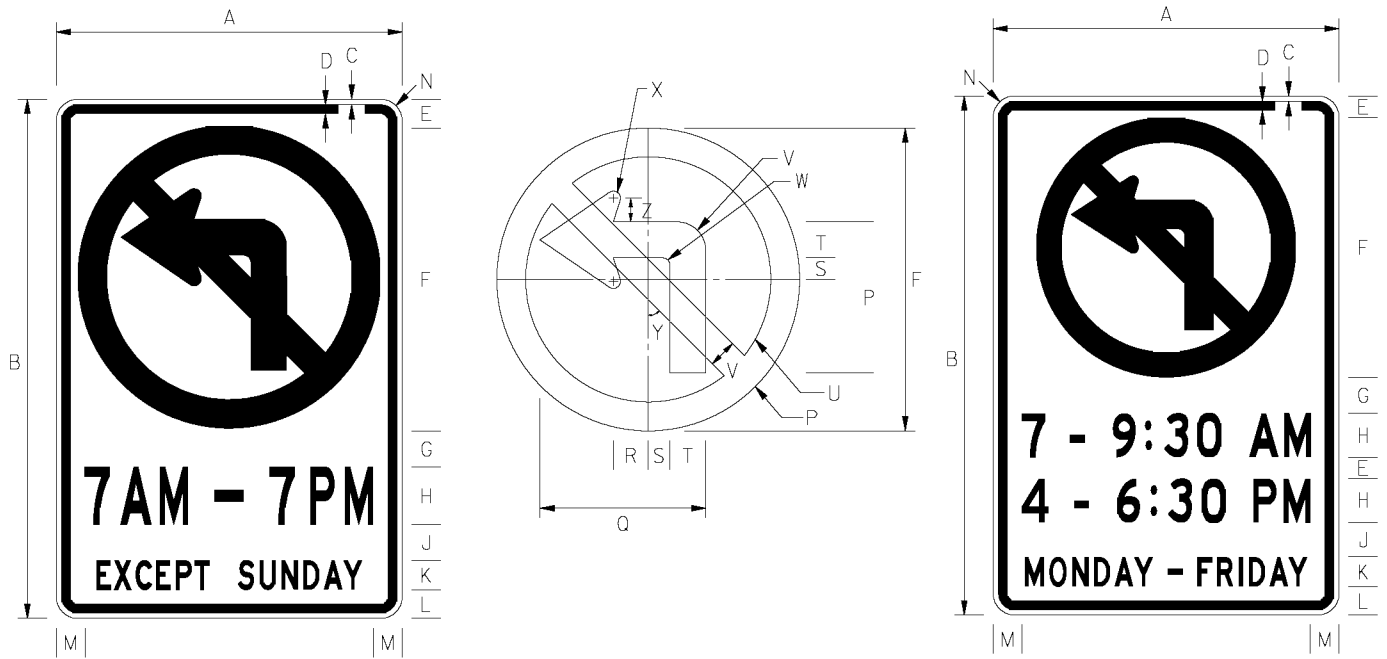


R3-2a

\*Series 2000 Standard Alphabets.

ACTIVATED BLANK-OUT

**SHA** SIGN SHALL NOT BE USED ALONG STATE OWNED, OPERATED AND MAINTAINED ROADWAYS.



NOTE: SAMPLE TIME/DAY MESSAGES SHOWN.

SIGN SIZE	DIMENSIONS (INCHES)											
	A	B	C	D	E	F	G	H	J	K	L	M
MINIMUM 1 TIME LINE	24	36	3/8	5/8	2	21	2-1/2	4B	2-1/2	2C	2	2
MINIMUM 2 TIME LINES	24	36	3/8	5/8	1-1/2	18	2-1/2	3C	2-1/2	2C	2	2
STANDARD 1 TIME LINE	30	42	1/2	3/4	2	26-1/4	1-3/4	5B	2	3B	2	2-1/2
STANDARD 2 TIME LINES	30	42	1/2	3/4	1-3/4	22-1/2	1-1/2	4C	1-1/2	3B	2	2-1/2

SIGN SIZE	DIMENSIONS (INCHES)											
	N	P	Q	R	S	T	U	V	W	X	Y	Z
MINIMUM 1 TIME LINE	1-1/2	10-1/2	11-1/2	2-7/16	1-1/2	2-1/2	8-1/2	2	1/2	1/2	45°	1-5/8
MINIMUM 2 TIME LINES	1-1/2	9	9-7/8	2-9/32	1-9/32	2	7-9/32	1-23/32	7/16	3/8	45°	1-5/16
STANDARD 1 TIME LINE	1-7/8	13-1/8	14-1/2	3-1/8	1-7/8	3-1/8	10-5/8	2-1/2	5/8	5/8	45°	2-1/16
STANDARD 2 TIME LINES	1-7/8	11-1/4	2-27/64	2-15/16	1-39/64	2-5/8	9-7/64	2-9/64	17/32	1/2	45°	1-11/16

REFERENCES

MdMUTCD SECTION - 2B.19

COLORS

LEGEND - BLACK  
 BACKGROUND - WHITE  
 CIRCLE & DIAGONAL - RED

APPROVED Tom Hicks (signature on file)  
 DIRECTOR - OFFICE OF TRAFFIC AND SAFETY

**Maryland Department of Transportation**  
**STATE HIGHWAY ADMINISTRATION**  
 MARYLAND STANDARD HIGHWAY SIGNS

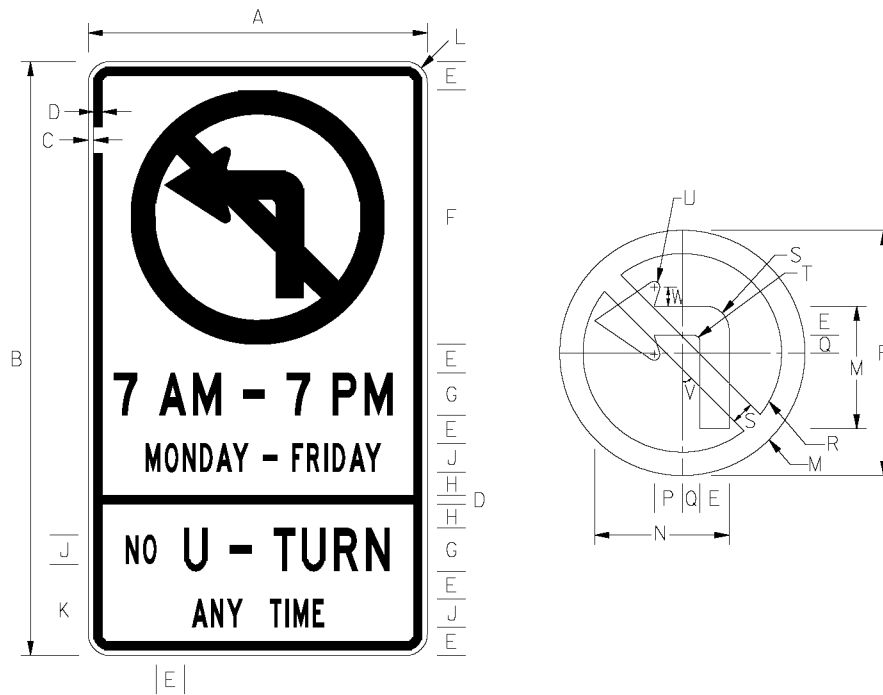


APPROVAL • SHA REVISIONS	APPROVAL • FEDERAL HIGHWAY ADMINISTRATION
APPROVAL <b>03/02/2009</b>	APPROVAL
REVISED	REVISED
REVISED	REVISED
REVISED	REVISED

**NO LEFT TURN (TIME-DAY MESSAGES)**

**SIGN NUMBER**

**R3-2(1)**



NOTE: SAMPLE TIME/DAY MESSAGES SHOWN.

SIGN SIZE	DIMENSIONS (INCHES)										
	A	B	C	D	E	F	G	H	J	K	L
STD	24	42	3/8	5/8	2	18	3C	1-11/16	2B	6-1/2	1-1/2

SIGN SIZE	DIMENSIONS (INCHES)									
	M	N	P	Q	R	S	T	U	V	W
STD	9	9-7/8	2-9/32	1-9/32	7-9/32	1-23/32	7/16	3/8	45°	1-5/16

REFERENCES

MdMUTCD SECTION - 2B.19

COLORS

LEGEND - BLACK  
 BACKGROUND - WHITE  
 CIRCLE & DIAGONAL - RED

APPROVED Tom Hicks (signature on file)  
 DIRECTOR - OFFICE OF TRAFFIC AND SAFETY

**Maryland Department of Transportation**  
**STATE HIGHWAY ADMINISTRATION**  
 MARYLAND STANDARD HIGHWAY SIGNS




APPROVAL • SHA REVISIONS	APPROVAL • FEDERAL HIGHWAY ADMINISTRATION
APPROVAL <b>03/02/2009</b>	APPROVAL
REVISED	REVISED
REVISED	REVISED
REVISED	REVISED

**NO LEFT (TIME, DAY), NO U ANY TIME**

**SIGN NUMBER**

**R3-2(2)**



NOTE: SAMPLE TIME/DAY MESSAGES SHOWN.

SIGN SIZE	DIMENSIONS (INCHES)									
	A	B	C	D	E	F	G	H	J	K
STD	24	42	3/8	5/8	2	18	3C	1-11/16	2B	1-1/2

SIGN SIZE	DIMENSIONS (INCHES)									
	L	M	N	P	Q	R	S	T	U	V
STD	9	9-7/8	2-9/32	1-9/32	7-9/32	1-23/32	7/16	3/8	45°	1-5/16

REFERENCES

MdMUTCD SECTION - 2B.19, 2B.25

COLORS

LEGEND - BLACK  
 BACKGROUND - WHITE  
 CIRCLE & DIAGONAL - RED

APPROVED Tom Hicks (signature on file)  
 DIRECTOR - OFFICE OF TRAFFIC AND SAFETY

**Maryland Department of Transportation**  
**STATE HIGHWAY ADMINISTRATION**  
 MARYLAND STANDARD HIGHWAY SIGNS



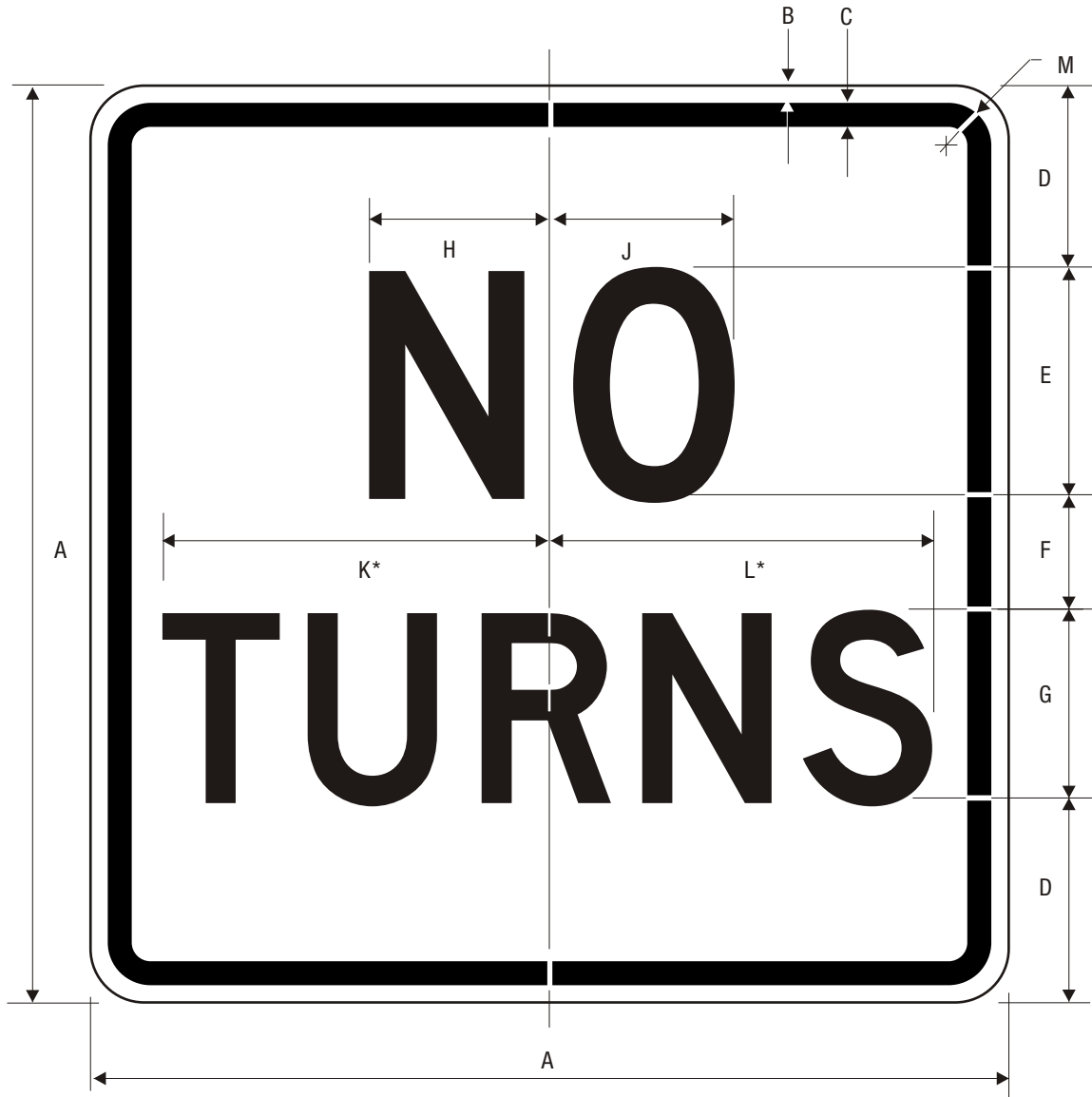
APPROVAL • SHA REVISIONS	APPROVAL • FEDERAL HIGHWAY ADMINISTRATION
APPROVAL <b>03/02/2009</b>	APPROVAL
REVISED	REVISED
REVISED	REVISED
REVISED	REVISED

**NO LEFT(TIME,DAY), U TURN PERMITTED**

**SIGN NUMBER**

**R3-2(3)**





R3-3  
NO TURNS

\*Reduce spacing 35%.

	A	B	C	D	E	F	G	H	J	K	L	M
<b>C</b>	24	.375	.625	4.5	6 D	4	5 D	4.688	5	9.813	9.563	1.5
	36	.625	.875	6	10 D	6	8 D	7.75	8.313	15.688	15.313	2.25
	48	.75	1.25	9	12 D	8	10 D	9.313	10	19.625	19.125	3



**R3-4**  
U-TURN PROHIBITED

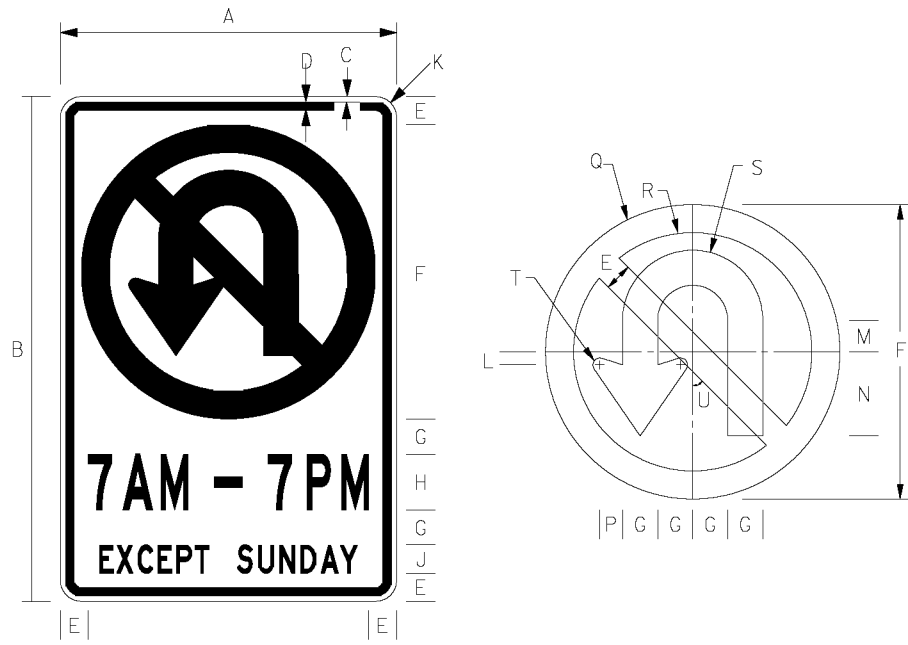
**SHA**\* FOR ARROWHEAD DIMENSIONS REFER TO STANDARD ARROW DETAILS IN APPENDIX-ARROWS SECTION FROM FHWA'S STANDARD HIGHWAY SIGNS BOOK-APPENDIX SECTION.

	A	B	C	D	E	F	G	H	J	K	L	M
<b>C</b>	24	.375	.625	10.5	8.5	2.5	2.5	6	2.25	1.5	2	5
	30	.5	.75	13.125	10.625	3.125	3.125	7.5	2.813	1.875	2.5	6.25
	36	.625	.875	15.75	12.75	3.75	3.75	9	3.375	2.25	3	7.5
	48	.75	1.25	21	17	5	5	12	4.5	3	4	10

**SHA REFERENCES**

MdMUTCD SECTION - 2B.19, 2B.25, 5B.04

**COLORS:** CIRCLE & DIAGONAL — RED (RETROREFLECTIVE)  
 SYMBOL & BORDER — BLACK  
 BACKGROUND — WHITE (RETROREFLECTIVE)



NOTE: SAMPLE TIME/DAY MESSAGES SHOWN.

SIGN SIZE	DIMENSIONS (INCHES)									
	A	B	C	D	E	F	G	H	J	K
STD	24	36	3/8	5/8	2	21	2-1/2	4B	2C	1-1/2

SIGN SIZE	DIMENSIONS (INCHES)									
	L	M	N	P	Q	R	S	T	U	
STD	15/16	2-1/4	6	1-5/8	10-1/2	8-1/2	5	1/2	45°	

REFERENCES

MdMUTCD SECTION - 2B.19, 2B.25

COLORS

- LEGEND - BLACK
- BACKGROUND - WHITE
- CIRCLE & DIAGONAL - RED

APPROVED Tom Hicks (signature on file)  
DIRECTOR - OFFICE OF TRAFFIC AND SAFETY

**Maryland Department of Transportation**  
**STATE HIGHWAY ADMINISTRATION**  
MARYLAND STANDARD HIGHWAY SIGNS




APPROVAL • SHA REVISIONS	APPROVAL • FEDERAL HIGHWAY ADMINISTRATION
APPROVAL <b>03/02/2009</b>	APPROVAL
REVISED	REVISED
REVISED	REVISED
REVISED	REVISED

**NO U TURN - TIME /DAY**

**SIGN NUMBER**

**R3-4(1)**



NOTE: FOR ARROWHEAD DIMENSIONS REFER TO STANDARD ARROW DETAILS IN APPENDIX-ARROWS SECTION FROM FHWA'S STANDARD HIGHWAY SIGNS BOOK-APPENDIX.

SIGN SIZE	DIMENSIONS (INCHES)													
	A	B	C	D	E	F	G	H	J	K	L	M	N	P
STD	24	30	3/8	5/8	2	8E	5D	1-23/32	9-9/32	45°	4-1/2	7-1/2	2-1/4	1-1/2

REFERENCES

MdMUTCD SECTION - 2B.19

COLORS

LEGEND - BLACK  
BACKGROUND - WHITE

APPROVED Tom Hicks (signature on file)  
DIRECTOR - OFFICE OF TRAFFIC AND SAFETY

**Maryland Department of Transportation**  
**STATE HIGHWAY ADMINISTRATION**  
MARYLAND STANDARD HIGHWAY SIGNS

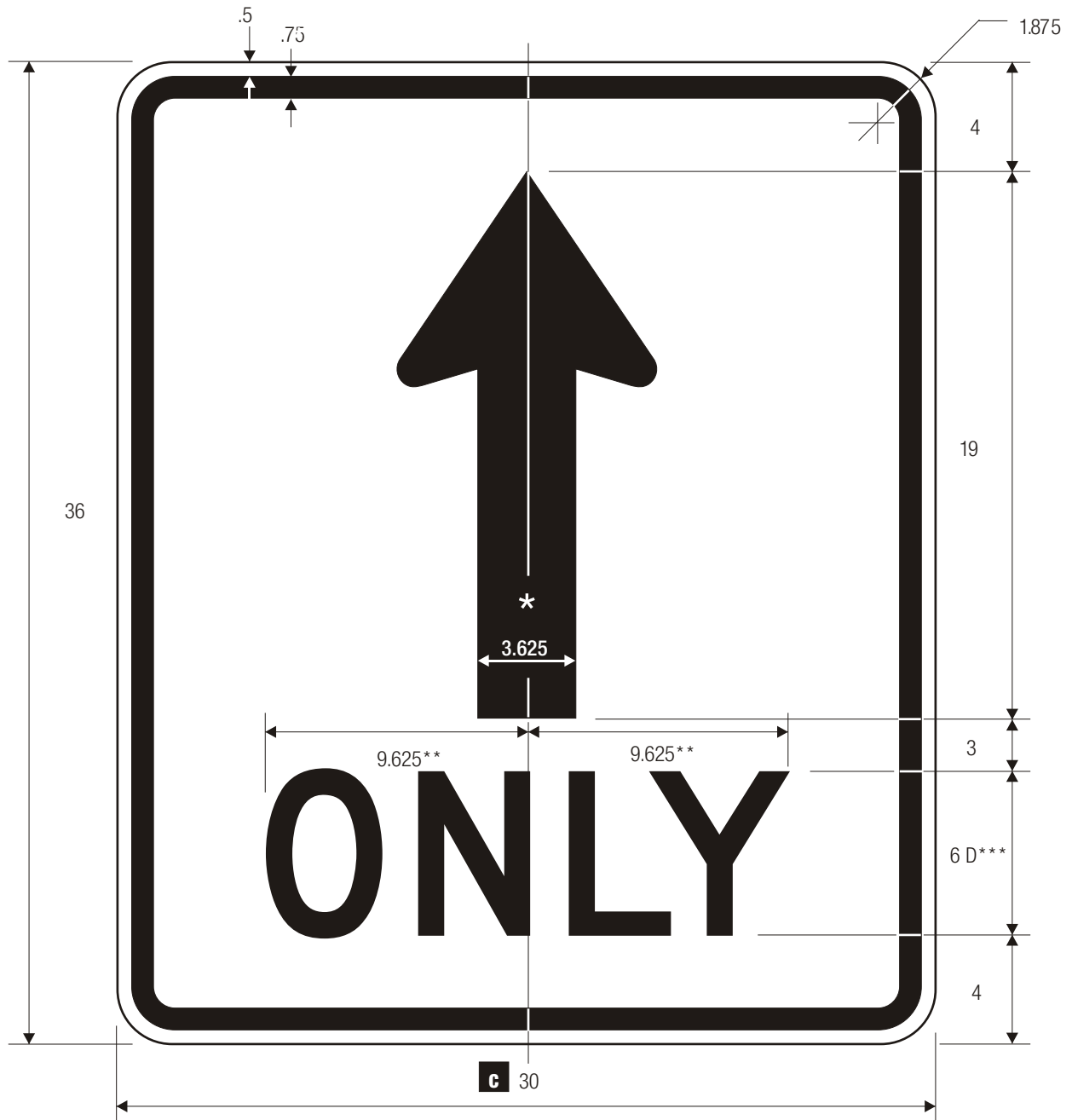


APPROVAL • SHA REVISIONS	APPROVAL • FEDERAL HIGHWAY ADMINISTRATION
APPROVAL <b>03/02/2009</b>	APPROVAL
REVISED	REVISED
REVISED	REVISED
REVISED	REVISED

**U TURN (ARROW)**

**SIGN NUMBER**

**R3-4(2)**



R3-5a

MANDATORY MOVEMENT LANE CONTROL

**SMA** \* FOR ARROWHEAD DIMENSIONS REFER TO STANDARD ARROW DETAILS IN APPENDIX-ARROWS SECTION FROM FHWA'S STANDARD HIGHWAY SIGNS BOOK-APPENDIX SECTION.

\*\*Reduce spacing to fit.

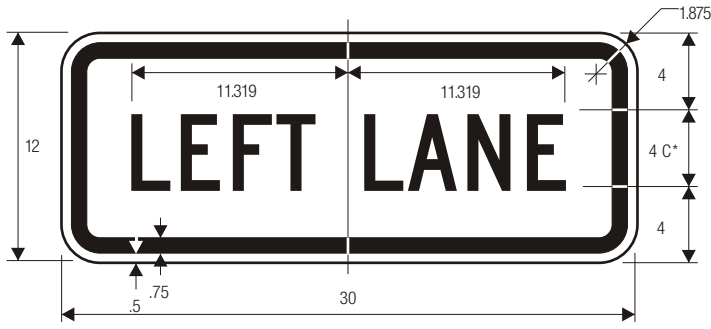
\*\*\*Series 2000 Standard Alphabets.

**SMA** REFERENCES

MdMUTCD SECTION - 2B.20, 2B.21, 5B.04

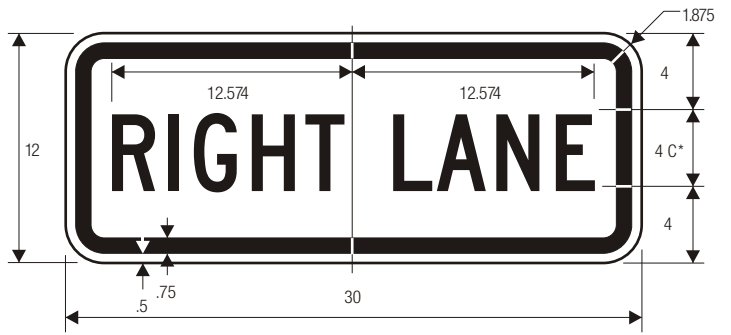
COLORS: LEGEND — BLACK  
 BACKGROUND — WHITE (RETROREFLECTIVE)

**SHA** SIGN SHALL NOT BE USED ALONG STATE OWNED, OPERATED AND MAINTAINED ROADWAYS.



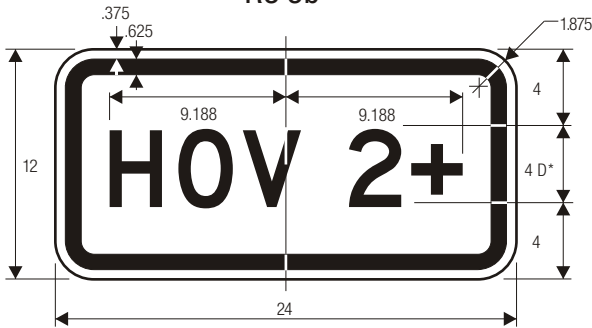
R3-5b

**SHA** SIGN SHALL NOT BE USED ALONG STATE OWNED, OPERATED AND MAINTAINED ROADWAYS.

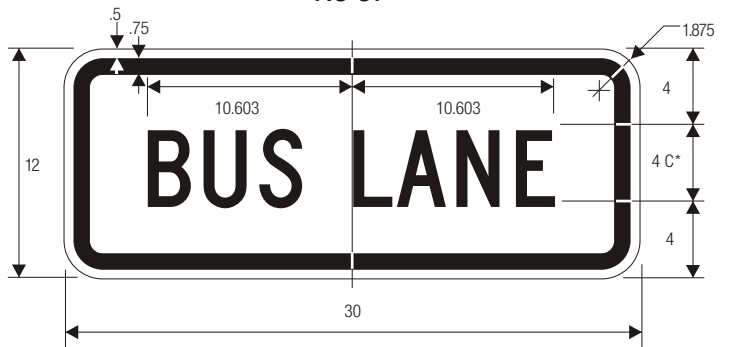


R3-5f

**SHA** SIGN SHALL NOT BE USED ALONG STATE OWNED, OPERATED AND MAINTAINED ROADWAYS.

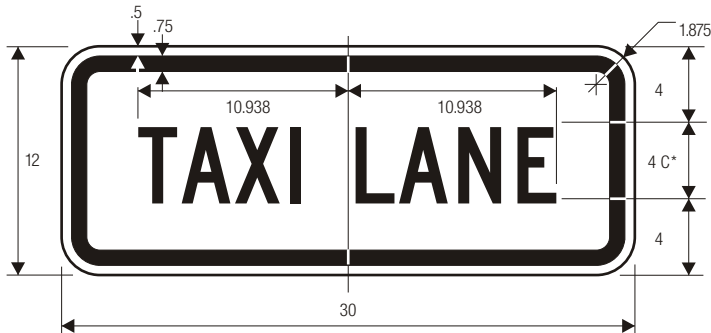


R3-5c



R3-5g

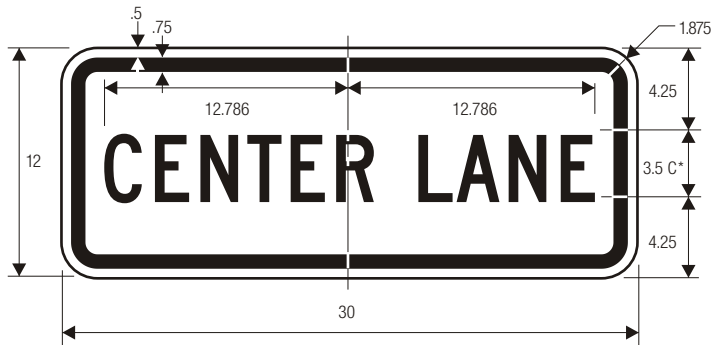
**SHA** SIGN SHALL NOT BE USED ALONG STATE OWNED, OPERATED AND MAINTAINED ROADWAYS.



R3-5d

**SHA** SIGN SHALL NOT BE USED ALONG STATE OWNED, OPERATED AND MAINTAINED ROADWAYS.

\*Series 2000 Standard Alphabets.



R3-5e

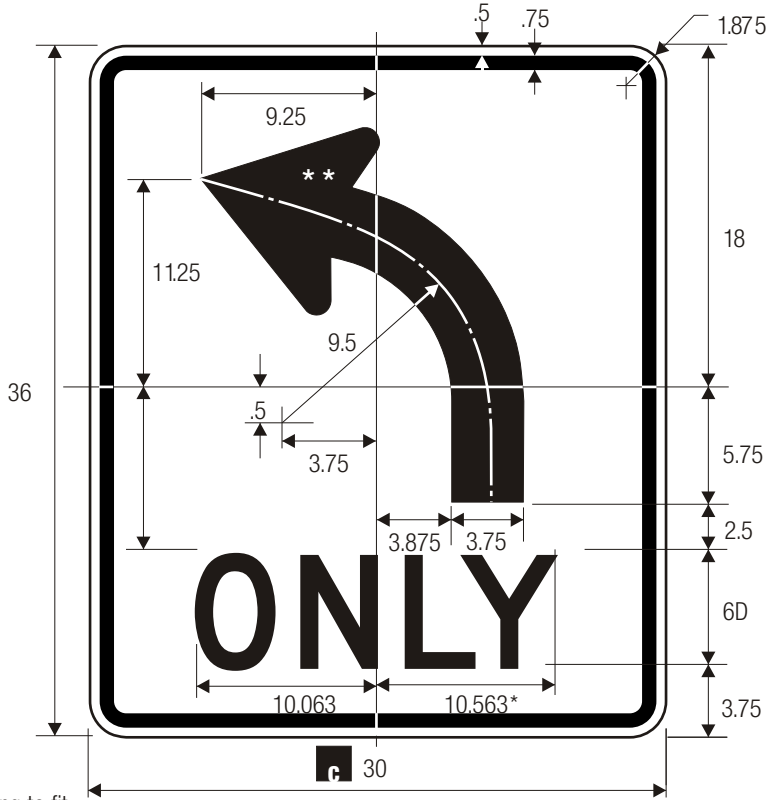
**SHA** SIGN SHALL NOT BE USED ALONG STATE OWNED, OPERATED AND MAINTAINED ROADWAYS.

LANE CONTROL PLAQUES

COLORS: LEGEND — BLACK  
BACKGROUND — WHITE (RETROREFLECTIVE)

**SHA REFERENCES**

MdMUTCD SECTION - 2B.20, 2B.21, 5B.04



**R3-5R**

**SHA REFERENCES**

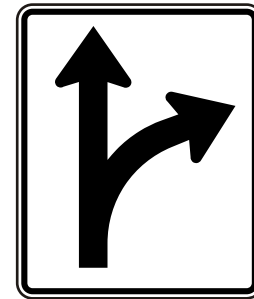
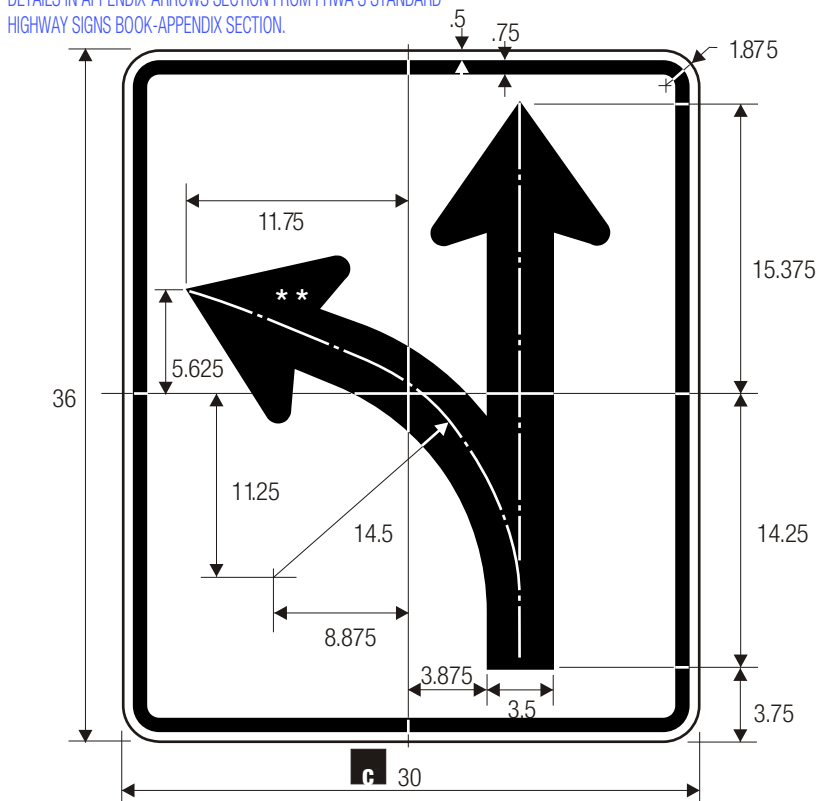
MdMUTCD SECTION - 2B.20, 2B.21, 5B.04

\*Reduce spacing to fit.


**R3-5L MANDATORY MOVEMENT LANE CONTROL**

**SHA REFERENCES**

MdMUTCD SECTION - 2B.20, 2B.22, 5B.04



**SHA** \*\*\*Optional, add letters.



**SHA**

**R3-6R**

**SHA**

**R3-6L OPTIONAL MOVEMENT LANE CONTROL**

**SHA REFERENCES**

MdMUTCD SECTION - 2B.20, 2B.22, 5B.04

COLORS: LEGEND — BLACK  
BACKGROUND — WHITE (RETROREFLECTIVE)



SIGN SIZE	DIMENSIONS (INCHES)							
	A	B	C	D	E	F	G	H
STD	24	30	3/8	5/8	4	50	3-1/2	1-1/2

REFERENCES

MdMUTCD SECTION - 2B.20, 2B.21

COLORS

LEGEND - BLACK

BACKGROUND - WHITE

APPROVED Tom Hicks (signature on file)  
DIRECTOR - OFFICE OF TRAFFIC AND SAFETY

**Maryland Department of Transportation**  
**STATE HIGHWAY ADMINISTRATION**  
MARYLAND STANDARD HIGHWAY SIGNS



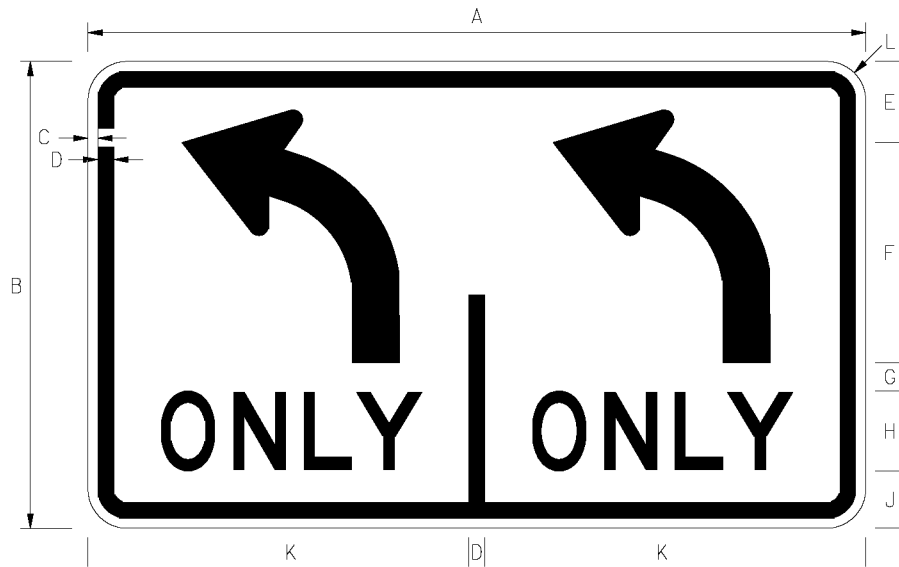
APPROVAL • SHA REVISIONS	APPROVAL • FEDERAL HIGHWAY ADMINISTRATION
APPROVAL <b>03/02/2009</b>	APPROVAL
REVISED	REVISED
REVISED	REVISED
REVISED	REVISED

**RIGHT TURN ONLY**

**SIGN NUMBER**

**R3-5(1)**





NOTE: REFER TO FEDERAL SIGN R3-5L FOR ARROW DIMENSIONS AND DETAILS.

SIGN SIZE	DIMENSIONS (INCHES)										
	A	B	C	D	E	F	G	H	J	K	L
STD	60	36	3/4	1-1/4	6-1/4	17	2-1/4	60	4-1/2	29-3/8	3

REFERENCES

MdMUTCD SECTION - 2B.20, 2B.21

COLORS

LEGEND - BLACK  
BACKGROUND - WHITE

APPROVED Tom Hicks (signature on file)  
DIRECTOR - OFFICE OF TRAFFIC AND SAFETY

**Maryland Department of Transportation**  
**STATE HIGHWAY ADMINISTRATION**  
MARYLAND STANDARD HIGHWAY SIGNS

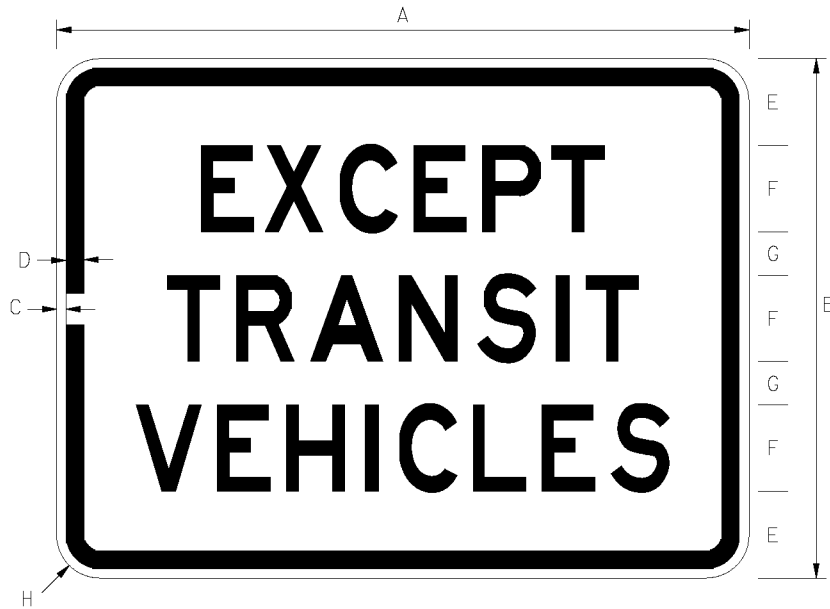


APPROVAL • SHA REVISIONS	APPROVAL • FEDERAL HIGHWAY ADMINISTRATION
APPROVAL <b>03/02/2009</b>	APPROVAL
REVISED	REVISED
REVISED	REVISED
REVISED	REVISED

**LANE USE CONTROL - DOUBLE LEFT ONLY**

**SIGN NUMBER**

**R3-5(2)(L&R)**



SIGN SIZE	DIMENSIONS (INCHES)							
	A	B	C	D	E	F	G	H
MIN	12	9	3/8	3/8	1-1/2	1-1/4D	1-1/8	1-1/2
STD	24	18	3/8	5/8	3	3D	1-1/2	1-1/2
EXPWY	30	24	1/2	3/4	4	4D	2	1-7/8
SPECIAL	18	12	3/8	5/8	2	2D	1	1-1/2

REFERENCES

MdMUTCD SECTION - 2B.36

COLORS

LEGEND - BLACK

BACKGROUND - WHITE

APPROVED Tom Hicks (signature on file)  
DIRECTOR - OFFICE OF TRAFFIC AND SAFETY

**Maryland Department of Transportation**  
**STATE HIGHWAY ADMINISTRATION**  
MARYLAND STANDARD HIGHWAY SIGNS



APPROVAL • SHA REVISIONS	APPROVAL • FEDERAL HIGHWAY ADMINISTRATION
APPROVAL <b>03/02/2009</b>	APPROVAL
REVISED	REVISED
REVISED	REVISED
REVISED	REVISED

**EXCEPT TRANSIT VEHICLES**

**SIGN NUMBER**

**R3-5(3)**



SIGN SIZE	DIMENSIONS (INCHES)							
	A	B	C	D	E	F	G	H
MIN	12	9	3/8	3/8	2	2D	1	1-1/2
STD	24	18	3/8	5/8	4	4D	2	1-1/2
EXPWY	30	24	1/2	3/4	4-1/2	6D	3	1-7/8
SPECIAL	18	12	3/8	5/8	2-1/4	3D	1-1/2	1-1/2

REFERENCES

MdMUTCD SECTION - 2B.36

COLORS

LEGEND - BLACK

BACKGROUND - WHITE

APPROVED Tom Hicks (signature on file)  
DIRECTOR - OFFICE OF TRAFFIC AND SAFETY

**Maryland Department of Transportation**  
**STATE HIGHWAY ADMINISTRATION**  
MARYLAND STANDARD HIGHWAY SIGNS

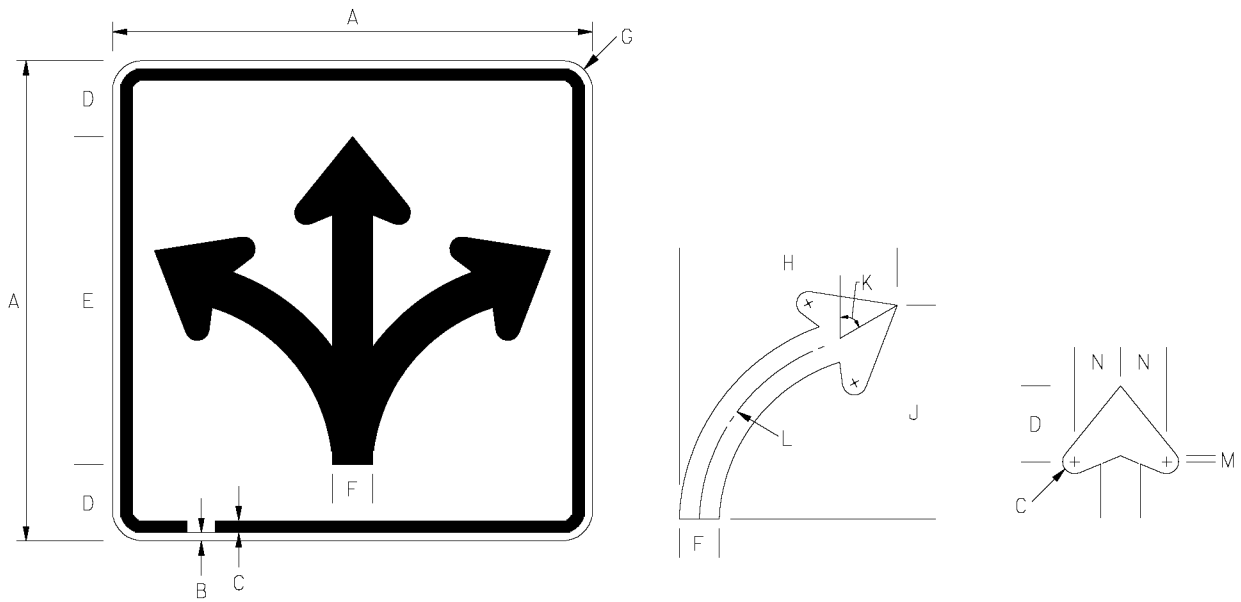


APPROVAL • SHA REVISIONS	APPROVAL • FEDERAL HIGHWAY ADMINISTRATION
APPROVAL <b>03/02/2009</b>	APPROVAL
REVISED	REVISED
REVISED	REVISED
REVISED	REVISED

**BUSES ONLY**

**SIGN NUMBER**

**R3-5(4)**



NOTE: FOR MAST ARM USE ONLY.

SIGN SIZE	DIMENSIONS (INCHES)													
	A	B	C	D	E	F	G	H	J	K	L	M	N	
STD	30	1/2	3/4	4-3/4	20-1/2	2-1/2	1-7/8	13-5/8	13-3/8	60°	12	3/8	2-7/8	

REFERENCES

MdMUTCD SECTION - 2B.20, 5B.04

COLORS

LEGEND - BLACK  
BACKGROUND - WHITE

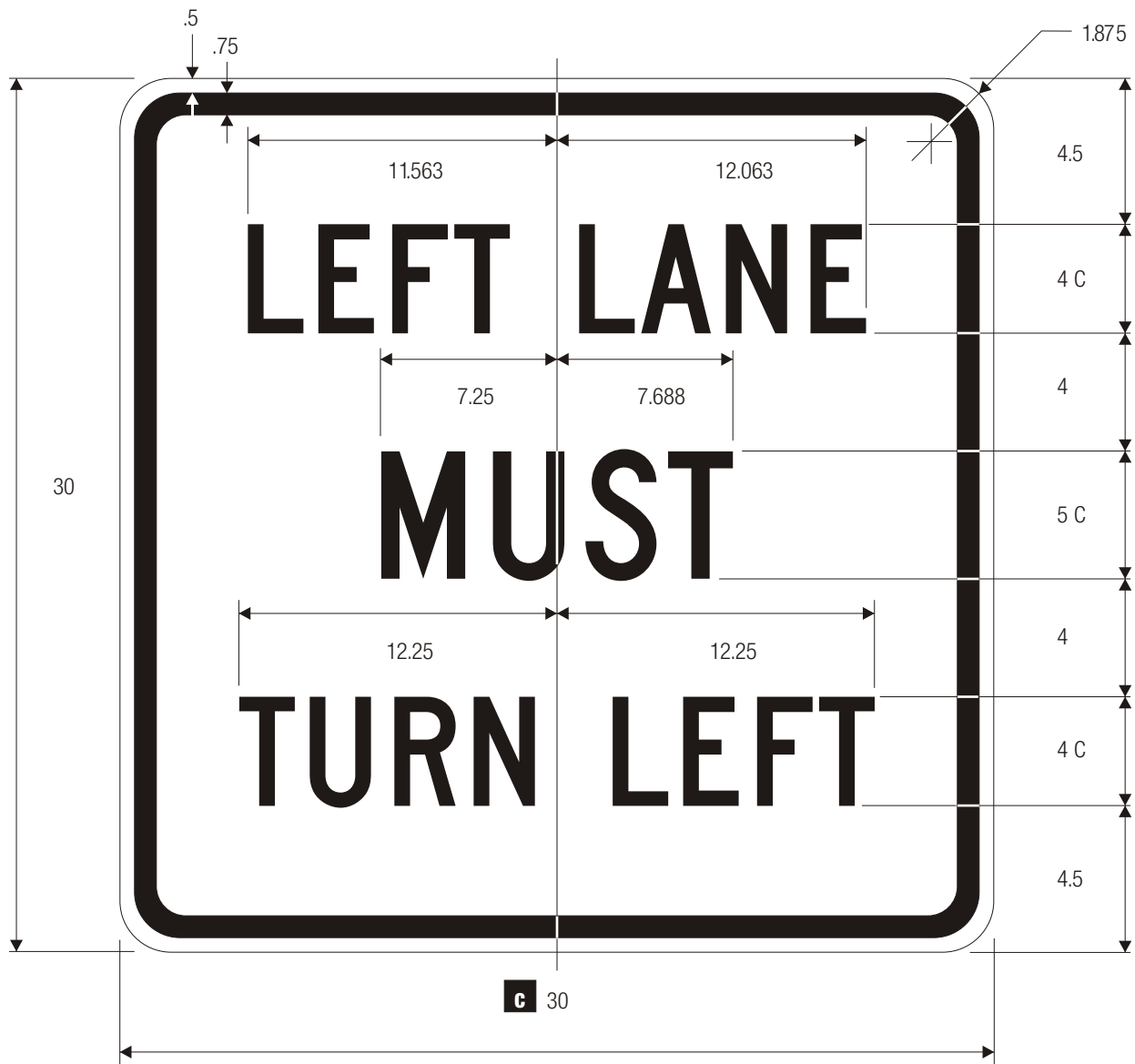
APPROVED Tom Hicks (signature on file)  
DIRECTOR - OFFICE OF TRAFFIC AND SAFETY

**Maryland Department of Transportation**  
**STATE HIGHWAY ADMINISTRATION**  
MARYLAND STANDARD HIGHWAY SIGNS  
**INTERSECTION LANE CONTROL**  
**3 ARROWS**



APPROVAL • SHA REVISIONS	APPROVAL • FEDERAL HIGHWAY ADMINISTRATION
APPROVAL <b>03/02/2009</b>	APPROVAL
REVISED	REVISED
REVISED	REVISED
REVISED	REVISED

**SIGN NUMBER** **R3-6(1)**



R3-7L

MANDATORY MOVEMENT LANE CONTROL

**SHA** REFERENCES  
 MdMUTCD SECTION - 2B.20, 2B.21,  
 5B.04

COLORS: LEGEND — BLACK  
 BACKGROUND— WHITE (RETROREFLECTIVE)

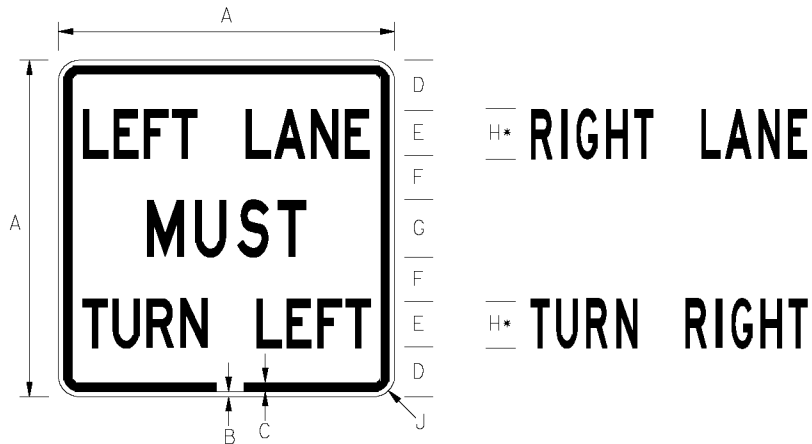


R3-7R

MANDATORY MOVEMENT LANE CONTROL

**SHA** REFERENCES  
 MdMUTCD SECTION - 2B.20, 2B.21,  
 5B.04

COLORS: LEGEND — BLACK  
 BACKGROUND— WHITE (RETROREFLECTIVE)



NOTES:

1. FOR GROUND MOUNTING USE ONLY.
2. SIGN SUPPLEMENTS FEDERAL SIGNS R3-7L AND R3-7R.

- \* ALTERNATE MESSAGE DEPENDING ON CONFIGURATION OF INTERSECTION
- \*\* SPACING REDUCED BY 30%

SIGN SIZE	DIMENSIONS (INCHES)								
	A	B	C	D	E	F	G	H	J
SPECIAL	48	3/4	1-1/4	7	7C**	6	8C	7B	3

REFERENCES

MdMUTCD SECTION - 2B.20, 2B.21, 5B.04

COLORS

LEGEND - BLACK  
BACKGROUND - WHITE

APPROVED Tom Hicks (signature on file)  
DIRECTOR - OFFICE OF TRAFFIC AND SAFETY



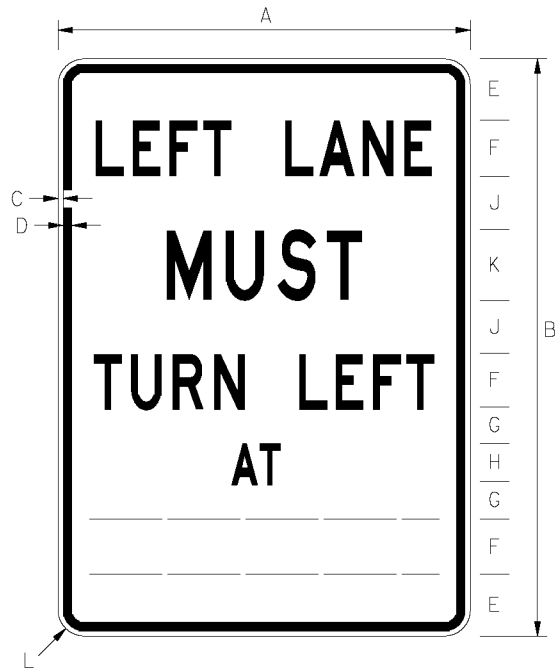
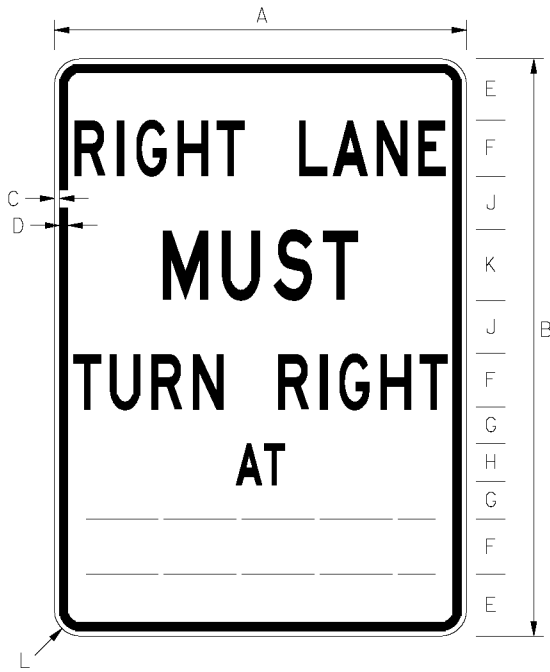
APPROVAL • SHA REVISIONS	APPROVAL • FEDERAL HIGHWAY ADMINISTRATION
APPROVAL <b>03/02/2009</b>	APPROVAL
REVISED	REVISED
REVISED	REVISED
REVISED	REVISED

**Maryland Department of Transportation**  
**STATE HIGHWAY ADMINISTRATION**  
MARYLAND STANDARD HIGHWAY SIGNS

**LANE USE CONTROL - LT LANE MUST TURN LT**  
**LANE USE CONTROL - RT LANE MUST TURN RT**

**SIGN NUMBER**

**R3-7(1)(L&R)**



NOTE: FOR GROUND MOUNTING USE ONLY.

SIGN SIZE	DIMENSIONS (INCHES)										
	A	B	C	D	E	F	G	H	J	K	L
STD	30	42	3/8	5/8	4-1/2	4 C	2-1/2	3 C	4	5 C	1-7/8
EXPWY	48	60	3/4	1-1/4	5 1/2	6 C	4	5 C	5	8 C	3

REFERENCES

MdMUTCD SECTION - 2B.20, 2B.21, 5B.04

COLORS

LEGEND - BLACK

BACKGROUND - WHITE

APPROVED Tom Hicks (signature on file)  
DIRECTOR - OFFICE OF TRAFFIC AND SAFETY



APPROVAL • SHA REVISIONS	APPROVAL • FEDERAL HIGHWAY ADMINISTRATION
APPROVAL <b>03/02/2009</b>	APPROVAL
REVISED	REVISED
REVISED	REVISED
REVISED	REVISED

**Maryland Department of Transportation**  
**STATE HIGHWAY ADMINISTRATION**

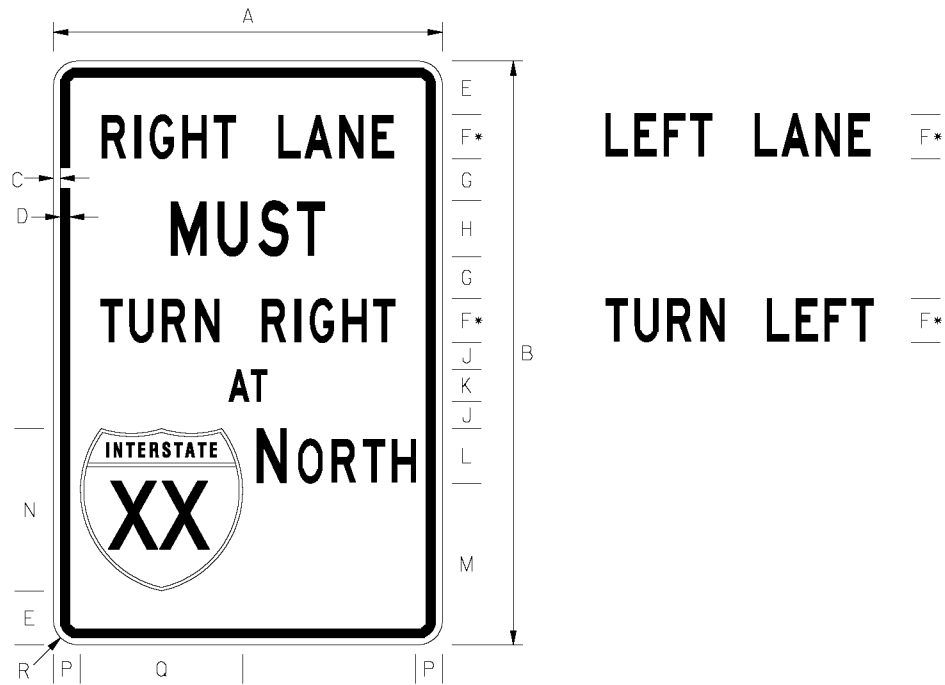
MARYLAND STANDARD HIGHWAY SIGNS

**LEFT LANE MUST TURN LEFT AT \_\_\_\_\_**  
**RIGHT LANE MUST TURN RIGHT AT \_\_\_\_\_**

**SIGN NUMBER**

**R3-7(2)(L&R)**





NOTE: FOR ROUTE SHIELD DIMENSIONS AND DETAILS REFER TO MI-1, MI-4, MI-4(I) AND MI-5(I).

\* ALTERNATE MESSAGE DEPENDING ON CONFIGURATION OF INTERSECTION.

SIGN SIZE	DIMENSIONS (INCHES)															
	A	B	C	D	E	F	G	H	J	K	L	M	N	P	Q	R
STD (1-2 DIGIT)	36	54	5/8	7/8	5	4C	4	5C	2-1/2	3C	5/4C	15	15	2-1/2	15	2-1/4
STD (3 DIGIT)	42	54	5/8	7/8	5	4C	4	5C	2-1/2	3C	5/4C	15	15	3	18-3/4	2-1/4
EXPWY (1-2 DIGIT)	54	72	3/4	1-1/4	5	6C	6	8C	3-1/2	5C	8/6C	15	18	4-1/2	18	3
EXPWY (3 DIGIT)	60	72	3/4	1-1/4	5	6C	6	8C	3-1/2	5C	8/6C	15	18	5-1/2	22-1/2	3

REFERENCES

MdMUTCD SECTION - 2B.20, 2B.21, 5B.04

COLORS

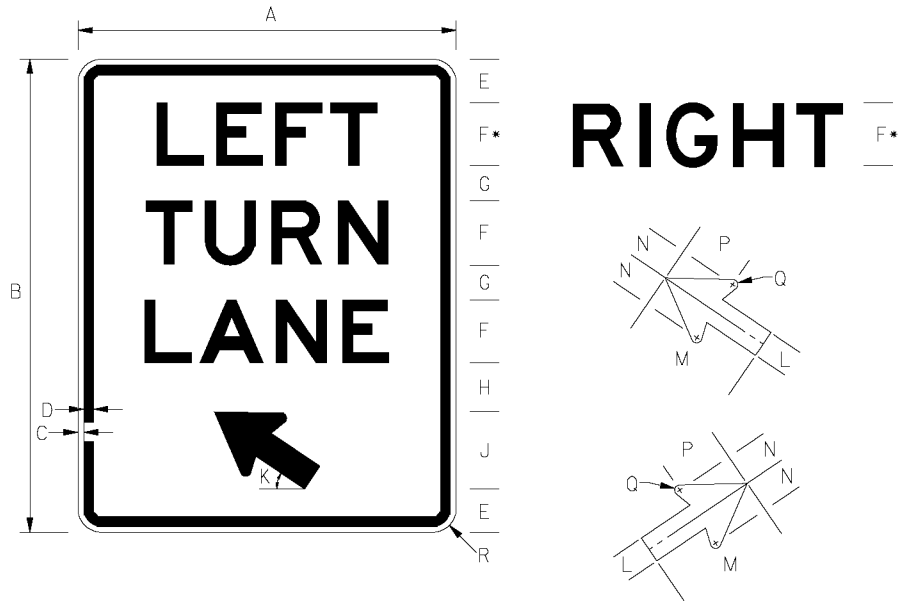
LEGEND - BLACK  
BACKGROUND - WHITE

APPROVED Tom Hicks (signature on file)  
DIRECTOR - OFFICE OF TRAFFIC AND SAFETY



APPROVAL • SHA REVISIONS	APPROVAL • FEDERAL HIGHWAY ADMINISTRATION
APPROVAL <b>03/02/2009</b>	APPROVAL
REVISED	REVISED
REVISED	REVISED
REVISED	REVISED

**Maryland Department of Transportation**  
**STATE HIGHWAY ADMINISTRATION**  
MARYLAND STANDARD HIGHWAY SIGNS  
**LEFT LANE MUST TURN LEFT AT (ROUTE NUMBER)**  
**RIGHT LANE MUST TURN RIGHT AT (ROUTE NUMBER)**  
**SIGN NUMBER R3-7(3)(L&R)**



NOTE: FOR GROUND MOUNTING USE ONLY.

\* ALTERNATE MESSAGE DEPENDING ON CONFIGURATION OF INTERSECTION.

SIGN SIZE	DIMENSIONS (INCHES)							
	A	B	C	D	E	F	G	H
STD	24	30	3/8	5/8	2-3/4	4E	2-1/4	3-5/64

SIGN SIZE	DIMENSIONS (INCHES)							
	J	K	L	M	N	P	Q	R
STD	4-59/64	34°	1-3/4	7-1/2	2-1/32	3-25/32	21/64	1-1/2

REFERENCES

MdMUTCD SECTION - 2B.20, 2B.21, 5B.04

COLORS

LEGEND - BLACK

BACKGROUND - WHITE

APPROVED Tom Hicks (signature on file)  
DIRECTOR - OFFICE OF TRAFFIC AND SAFETY

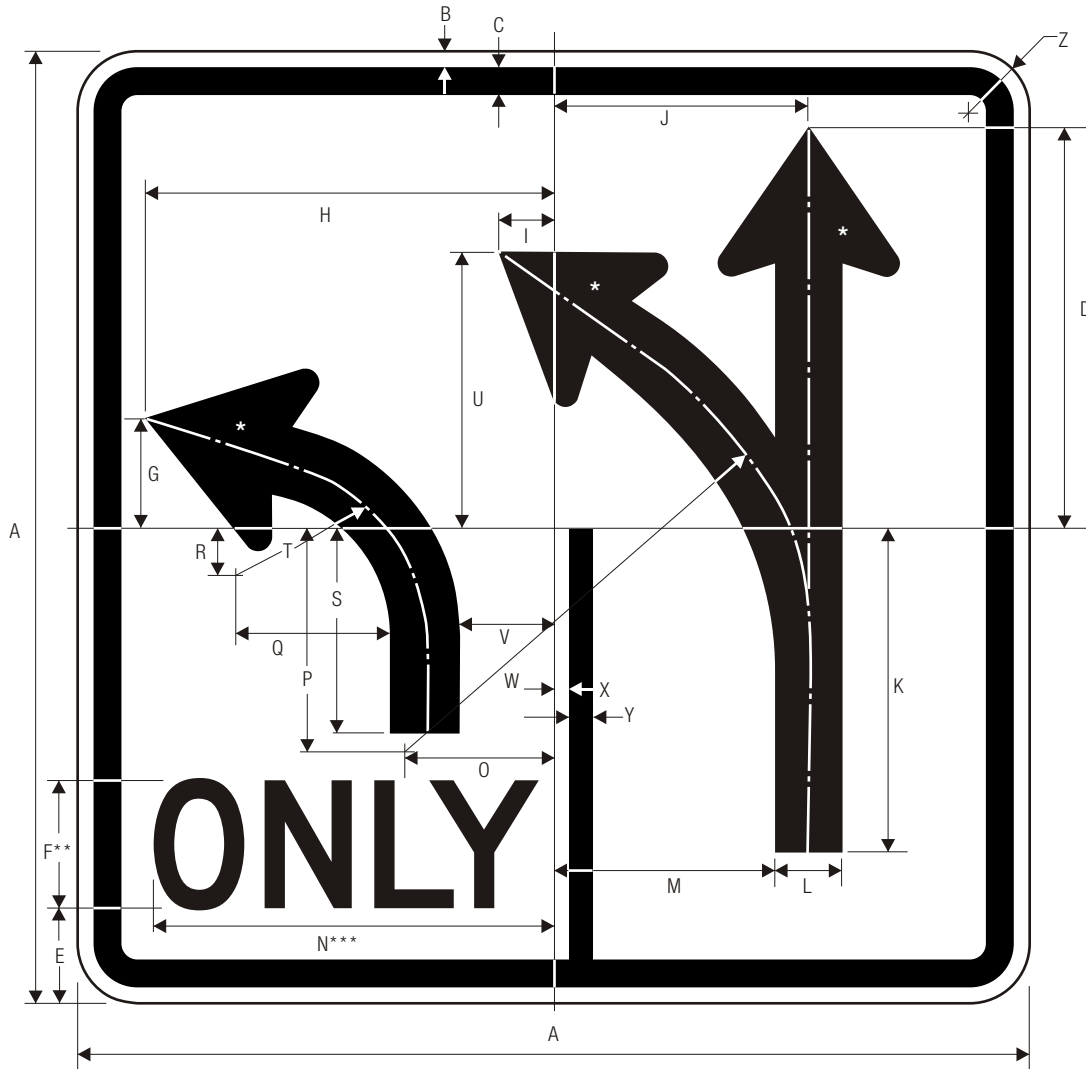


APPROVAL • SHA REVISIONS	APPROVAL • FEDERAL HIGHWAY ADMINISTRATION
APPROVAL <b>03/02/2009</b>	APPROVAL
REVISED	REVISED
REVISED	REVISED
REVISED	REVISED

**Maryland Department of Transportation**  
**STATE HIGHWAY ADMINISTRATION**  
MARYLAND STANDARD HIGHWAY SIGNS  
**LEFT TURN LANE (ARROW)**  
**RIGHT TURN LANE (ARROW)**

**SIGN NUMBER**

**R3-7(4)(L&R)**



R3-8


ADVANCE INTERSECTION LANE CONTROL

\* FOR ARROWHEAD DIMENSIONS REFER TO STANDARD ARROW DETAILS IN APPENDIX-ARROWS SECTION FROM FHWA'S STANDARD HIGHWAY SIGNS BOOK-APPENDIX SECTION.

\*\*Series 2000 Standard Alphabets.

\*\*\*Reduce spacing to fit.

\*\*\*\*OK is optional.

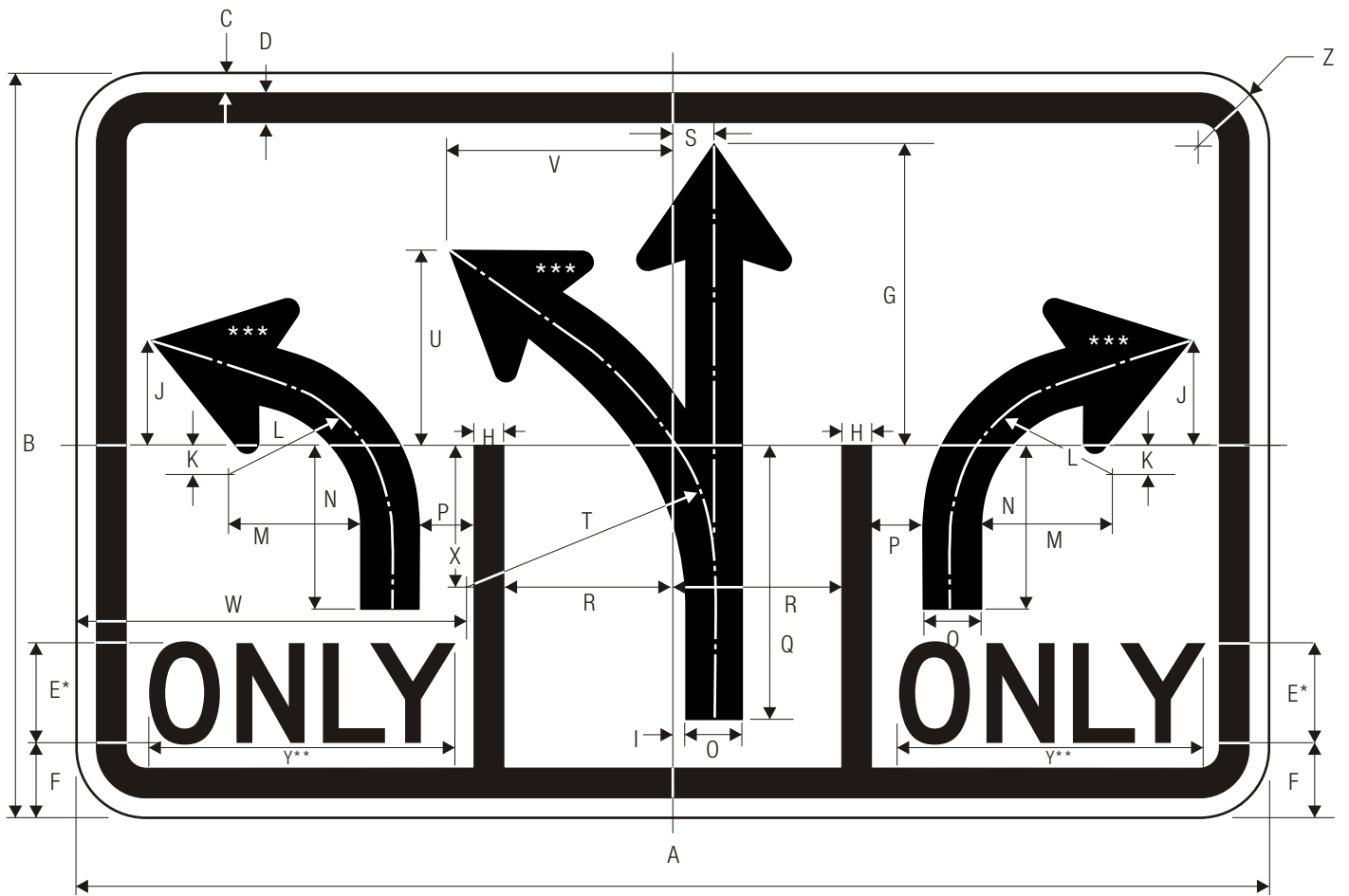


\*\*\*\*

A	B	C	D	E	F	G	H	I	J	K	L	M
30	.5	.75	12.625	3	4 D	5	12.875	1.75	9.75	10.25	2.5	8.5
36	.625	.875	15	3.6	5 D	6	15.45	2.1	11.7	12.3	3	10.2
48	.75	1.25	20.2	4.8	6 D	8	20.6	2.8	15.6	16.4	4	13.6

N	O	P	Q	R	S	T	U	V	W	X	Y	Z
12.332	4.75	7.5	4.5	2.625	6.5	5.75	8	2.75	14.5	.5	.75	1.875
15.445	5.7	9	5.4	3.15	7.8	6.9	9.6	3.3	17.4	.6	.9	2.25
19.556	7.6	12	7.2	4.2	10.4	9.2	12.8	4.4	23.2	.8	1.2	3



R3-8a

ADVANCE INTERSECTION LANE CONTROL

\*Series 2000 Standard Alphabets.

\*\*Reduce spacing to fit and optically center.

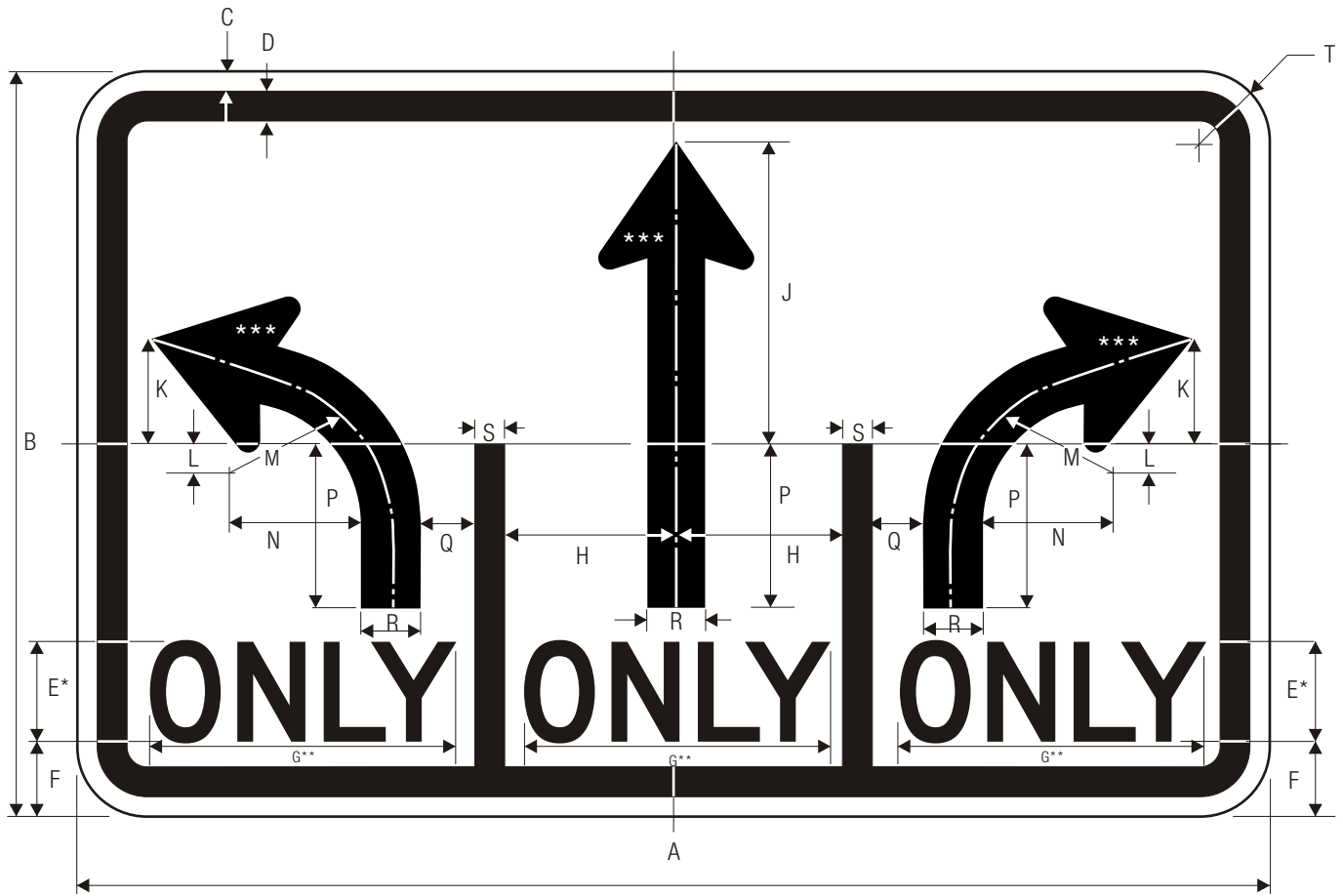
**SHA** \*\*\* FOR ARROWHEAD DIMENSIONS REFER TO STANDARD ARROW DETAILS IN APPENDIX-ARROWS SECTION FROM FHWA'S STANDARD HIGHWAY SIGNS BOOK-APPENDIX SECTION.

	A	B	C	D	E	F	G	H	I	J	K	L	M
<b>C</b>	48	30	.75	1.25	4 D	3	12.125	1.188	.438	4	3.375	5.813	4.625
	60	36	.75	1.25	5 D	3.5	14.875	1.188	.709	5.116	4.453	7.825	6.231
	N	O	P	Q	R	S	T	U	V	W	X	Y	Z
	6.625	2.5	1.688	11.063	6.813	1.688	11	7.5	9.75	14.641	6.45	12.313	3
	8.177	3	2.408	13.617	8.812	2.125	13.2	9.5	10.96	20	6.774	15.567	3

**SHA** REFERENCES

MdMUTCD SECTION - 2B.20, 2B.23, 5B.04

COLORS: LEGEND — BLACK  
BACKGROUND — WHITE (RETROREFLECTIVE)



R3-8b

ADVANCE INTERSECTION LANE CONTROL

\*Series 2000 Standard Alphabets.

\*\*Reduce spacing to fit and optically center legend.

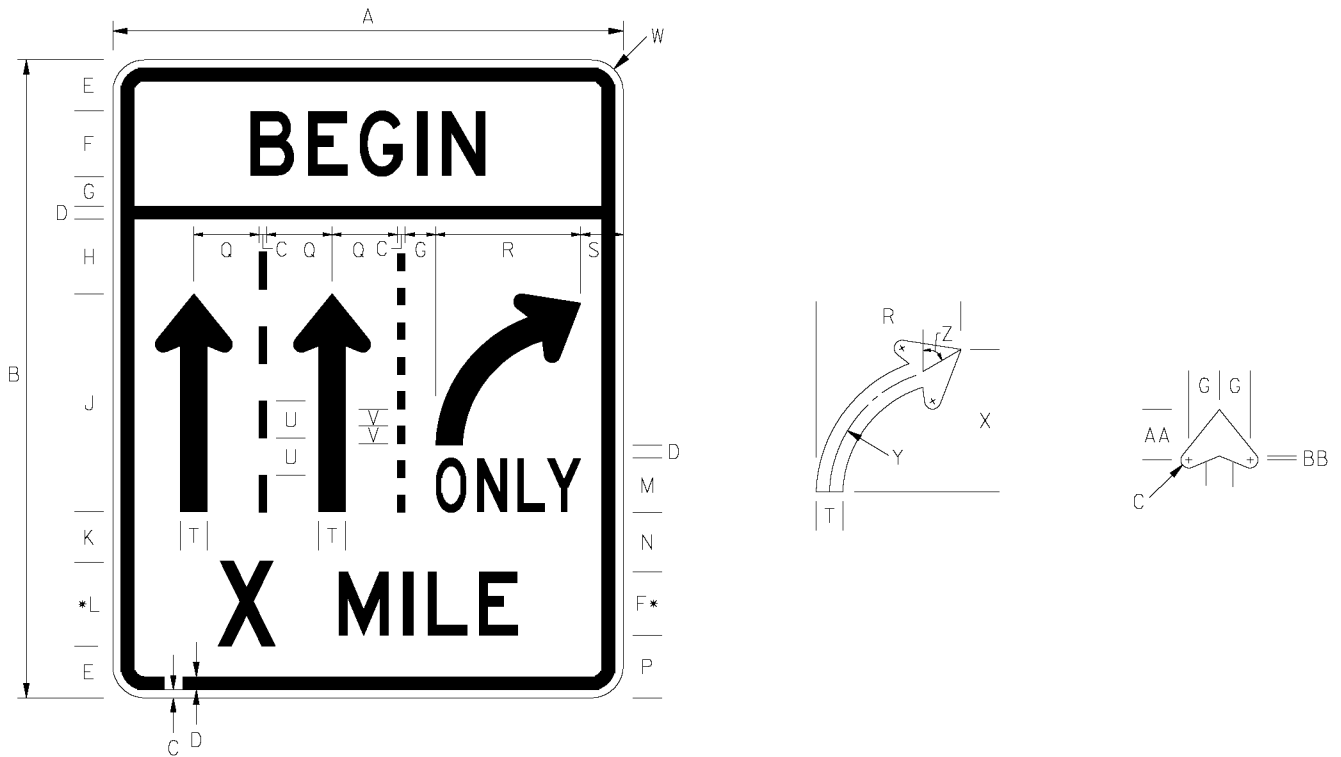
**SHA** \*\*\* FOR ARROWHEAD DIMENSIONS REFER TO STANDARD ARROW DETAILS IN APPENDIX-ARROWS SECTION FROM FHWA'S STANDARD HIGHWAY SIGNS BOOK-APPENDIX SECTION.

	A	B	C	D	E	F	G	H	J	K
<b>C</b>	48	30	.75	1.25	4 D	3	12.313	6.813	12.125	4
	60	36	.75	1.25	5 D	3.5	15.567	8.812	14.875	5.116
	L	M	N	P	Q	R	S	T		
	3.375	5.813	4.625	6.625	1.688	2.5	1.188	3		
	4.453	7.825	6.231	8.177	2.408	3	1.188	3		

**SHA** REFERENCES

MdMUTCD SECTION - 2B.20, 2B.23, 5B.04

COLORS: LEGEND — BLACK  
BACKGROUND — WHITE (RETROREFLECTIVE)



NOTE: FOR GROUND MOUNTING USE ONLY.

\* DISTANCE MAY BE DISPLAYED IN "MILE(S)" OR "FT". SIGNS DISPLAYING "FT" SHALL USE "F" DIMENSION FOR NUMERAL AND DISTANCE TEXT SIZE.

SIGN SIZE	DIMENSIONS (INCHES)												
	A	B	C	D	E	F	G	H	J	K	L	M	N
STD-3 ARROWS	48	60	3/4	1-1/4	4-7/8	6D	2-7/8	7	20-1/2	4-5/8	8D	5C	5-5/8


SIGN SIZE	DIMENSIONS (INCHES)													
	P	Q	R	S	T	U	V	W	X	Y	Z	AA	BB	
STD-3 ARROWS	5-7/8	6-1/8	13-5/8	4	2-1/2	3-1/2	1-5/8	3	13-3/8	12	60°	4-3/4	3/8	

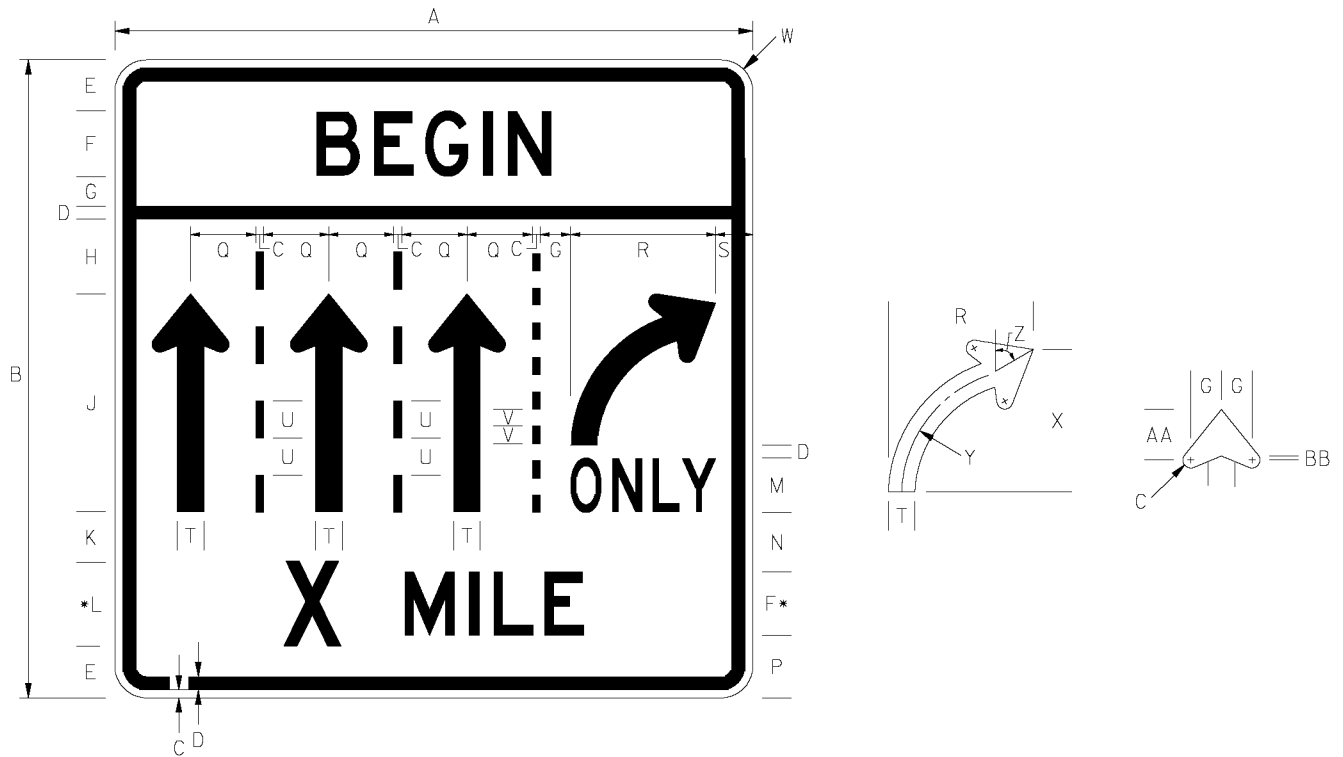
REFERENCES

MdMUTCD SECTION - 2B.20, 2B.23, 5B.04

COLORS

LEGEND - BLACK  
BACKGROUND - WHITE

APPROVED <u>Tom Hicks (signature on file)</u> DIRECTOR - OFFICE OF TRAFFIC AND SAFETY		<b>Maryland Department of Transportation</b> <b>STATE HIGHWAY ADMINISTRATION</b> MARYLAND STANDARD HIGHWAY SIGNS <b>AUXILIARY LANE - BEGIN RIGHT TURN ONLY</b> <b>(ARROW) X MILE/XXX FEET (3 ARROWS)</b>	
	APPROVAL • SHA REVISIONS APPROVAL <b>03/02/2009</b> REVISED REVISED REVISED		APPROVAL • FEDERAL HIGHWAY ADMINISTRATION APPROVAL REVISED REVISED REVISED
	<b>SIGN NUMBER</b>		
	<b>R3-8(1)</b>		



NOTE: FOR GROUND MOUNTING USE ONLY.

\* DISTANCE MAY BE DISPLAYED IN "MILE(S)" OR "FT". SIGNS DISPLAYING "FT" SHALL USE "F" DIMENSION FOR NUMERAL AND DISTANCE TEXT SIZE.

SIGN SIZE	DIMENSIONS (INCHES)												
	A	B	C	D	E	F	G	H	J	K	L	M	N
STD-4 ARROWS	60	60	3/4	1-1/4	4-7/8	6D	2-7/8	7	20-1/2	4-5/8	8D	5C	5-5/8

SIGN SIZE	DIMENSIONS (INCHES)													
	P	Q	R	S	T	U	V	W	X	Y	Z	AA	BB	
STD-4 ARROWS	5-7/8	6-1/8	13-5/8	3-1/2	2-1/2	3-1/2	1-5/8	3	13-3/8	12	60°	4-3/4	3/8	


REFERENCES

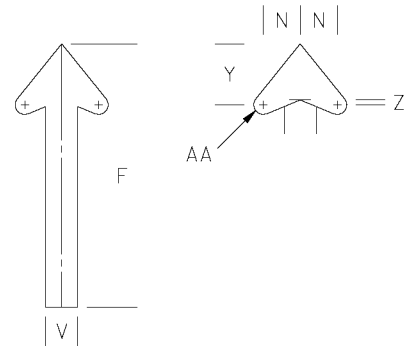
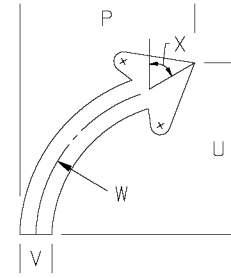
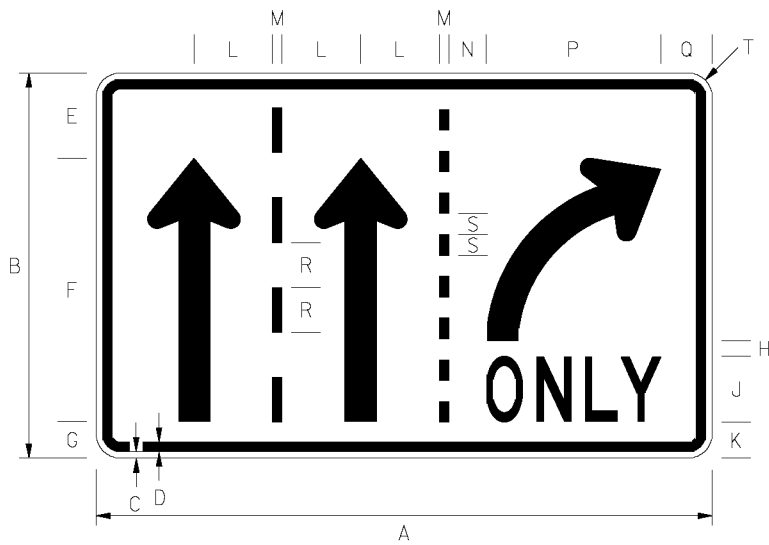
MdMUTCD SECTION - 2B.20, 2B.23, 5B.04

COLORS

LEGEND - BLACK

BACKGROUND - WHITE

APPROVED <i>Tom Hicks (signature on file)</i> DIRECTOR - OFFICE OF TRAFFIC AND SAFETY		<b>Maryland Department of Transportation</b> <b>STATE HIGHWAY ADMINISTRATION</b> MARYLAND STANDARD HIGHWAY SIGNS <b>AUXILIARY LANE - BEGIN RIGHT TURN ONLY</b> <b>(ARROW) X MILE/XXX FEET (4 ARROWS)</b>									
	<table border="1"> <tr> <td>APPROVAL • SHA REVISIONS</td> <td>APPROVAL • FEDERAL HIGHWAY ADMINISTRATION</td> </tr> <tr> <td>APPROVAL <b>03/02/2009</b></td> <td>APPROVAL</td> </tr> <tr> <td>REVISED</td> <td>REVISED</td> </tr> <tr> <td>REVISED</td> <td>REVISED</td> </tr> <tr> <td>REVISED</td> <td>REVISED</td> </tr> </table>		APPROVAL • SHA REVISIONS	APPROVAL • FEDERAL HIGHWAY ADMINISTRATION	APPROVAL <b>03/02/2009</b>	APPROVAL	REVISED	REVISED	REVISED	REVISED	REVISED
APPROVAL • SHA REVISIONS	APPROVAL • FEDERAL HIGHWAY ADMINISTRATION										
APPROVAL <b>03/02/2009</b>	APPROVAL										
REVISED	REVISED										
REVISED	REVISED										
REVISED	REVISED										
SIGN NUMBER		<b>R3-8(2)</b>									



NOTE: FOR GROUND MOUNTING USE ONLY.

SIGN SIZE	DIMENSIONS (INCHES)												
	A	B	C	D	E	F	G	H	J	K	L	M	N
EXPWY-3 ARROWS	48	30	1/2	3/4	6-5/8	20-1/2	2-7/8	1-1/4	5C	2-7/8	6-1/8	3/4	2-7/8
OVERSIZE-3 ARROWS	60	36	3/4	1-1/4	6-1/2	25-1/2	4	1-1/2	6C	4-1/4	7-3/8	3/4	3-1/2

SIGN SIZE	DIMENSIONS (INCHES)											
	P	Q	R	S	T	U	V	W	X	Y	Z	AA
EXPWY-3 ARROWS	13-5/8	4	3-1/2	1-5/8	1-7/8	13-3/8	2-1/2	12	60°	4-3/4	3/8	3/4
OVERSIZE-3 ARROWS	17-1/4	5-9/16	3-7/8	1-5/8	3	16-3/4	3	15-3/4	70°	5-3/4	1/2	1

REFERENCES

MdMUTCD SECTION - 2B.20, 2B.23, 5B.04

COLORS

LEGEND - BLACK  
BACKGROUND - WHITE

APPROVED Tom Hicks (signature on file)  
DIRECTOR - OFFICE OF TRAFFIC AND SAFETY

**Maryland Department of Transportation**  
**STATE HIGHWAY ADMINISTRATION**  
MARYLAND STANDARD HIGHWAY SIGNS  
**AUXILIARY LANE - RIGHT ONLY (ARROW)**  
**3 ARROWS**

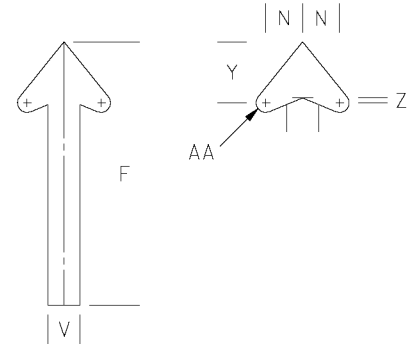
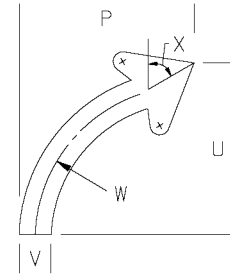
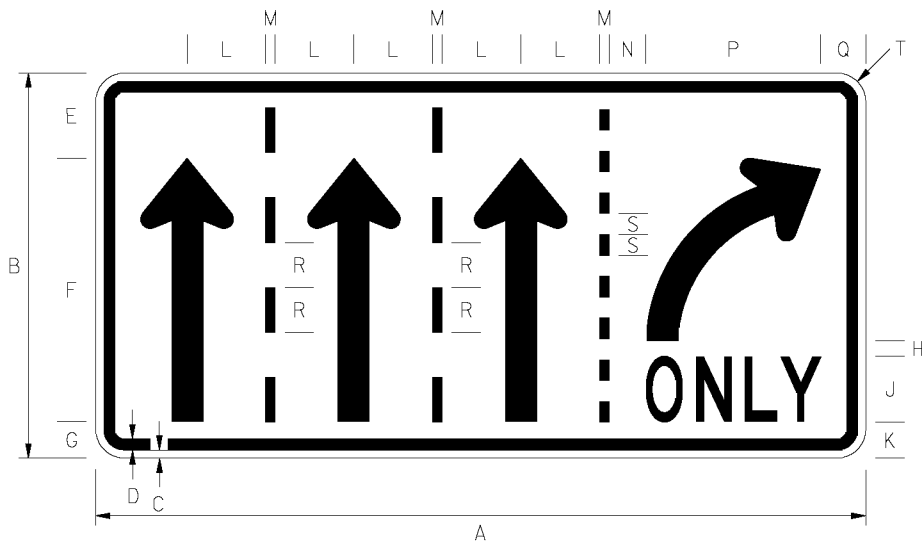


APPROVAL • SHA REVISIONS	APPROVAL • FEDERAL HIGHWAY ADMINISTRATION
APPROVAL <b>03/02/2009</b>	APPROVAL
REVISED	REVISED
REVISED	REVISED
REVISED	REVISED

**SIGN NUMBER**

**R3-8(3)**





NOTE: FOR GROUND MOUNTING USE ONLY.

SIGN SIZE	DIMENSIONS (INCHES)												
	A	B	C	D	E	F	G	H	J	K	L	M	N
EXPWY-4 ARROWS	60	30	5/8	7/8	6-5/8	20-1/2	2-7/8	1-1/4	5C	2-7/8	6-1/8	3/4	2-7/8
OVERSIZE-4 ARROWS	72	36	1	1-1/4	6-1/2	25-1/2	4	1-1/2	6C	4-1/4	7-3/8	3/4	3-1/2

SIGN SIZE	DIMENSIONS (INCHES)											
	P	Q	R	S	T	U	V	W	X	Y	Z	AA
EXPWY-4 ARROWS	13-5/8	3-1/2	3-1/2	1-5/8	2-1/4	13-3/8	2-1/2	12	60°	4-3/4	3/8	3/4
OVERSIZE-4 ARROWS	17-1/4	3-13/16	3-7/8	1-5/8	3	16-3/4	3	15-3/4	70°	5-3/4	1/2	1

REFERENCES

MdMUTCD SECTION - 2B.20, 2B.23, 5B.04

COLORS

LEGEND - BLACK  
BACKGROUND - WHITE

APPROVED Tom Hicks (signature on file)  
DIRECTOR - OFFICE OF TRAFFIC AND SAFETY

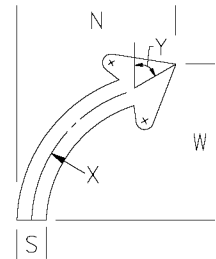
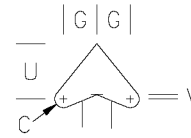
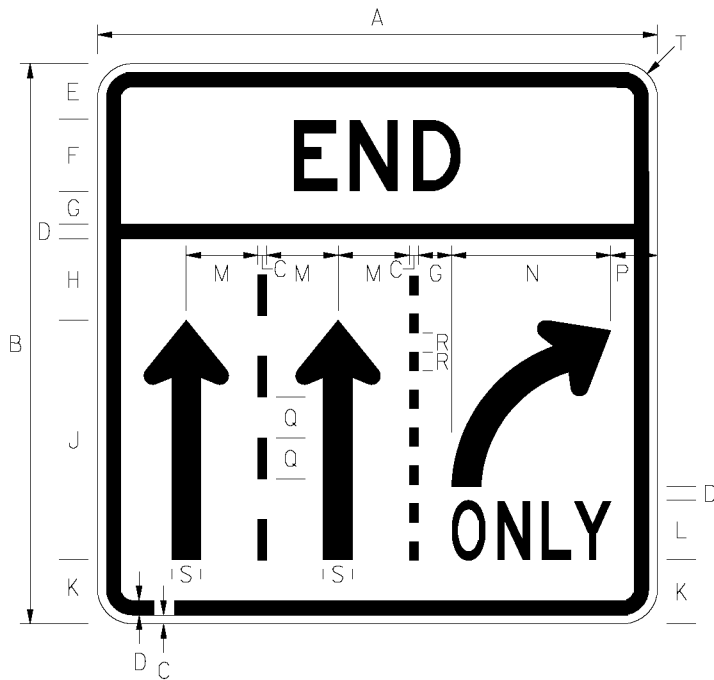
**Maryland Department of Transportation**  
**STATE HIGHWAY ADMINISTRATION**  
MARYLAND STANDARD HIGHWAY SIGNS  
**AUXILIARY LANE - RIGHT ONLY (ARROW)**  
**4 ARROWS**



APPROVAL • SHA REVISIONS	APPROVAL • FEDERAL HIGHWAY ADMINISTRATION
APPROVAL <b>03/02/2009</b>	APPROVAL
REVISED	REVISED
REVISED	REVISED
REVISED	REVISED

**SIGN NUMBER**

**R3-8(4)**



NOTE: FOR GROUND MOUNTING USE ONLY.

SIGN SIZE	DIMENSIONS (INCHES)											
	A	B	C	D	E	F	G	H	J	K	L	M
STD-3 ARROWS	48	48	3/4	1-1/4	4-7/8	6D	2-7/8	7	20-1/2	5-1/2	5C	6-1/8

SIGN SIZE	DIMENSIONS (INCHES)										
	N	P	Q	R	S	T	U	V	W	X	Y
STD-3 ARROWS	13-5/8	4	3-1/2	1-5/8	2-1/2	3	4-3/4	3/8	13-3/8	12	60°

REFERENCES

MdMUTCD SECTION - 2B.20, 2B.23, 5B.04

COLORS

LEGEND - BLACK

BACKGROUND - WHITE

APPROVED Tom Hicks (signature on file)  
DIRECTOR - OFFICE OF TRAFFIC AND SAFETY

**Maryland Department of Transportation  
STATE HIGHWAY ADMINISTRATION**

MARYLAND STANDARD HIGHWAY SIGNS

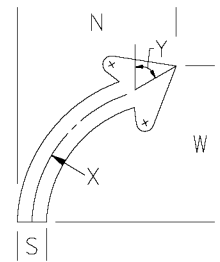
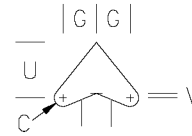
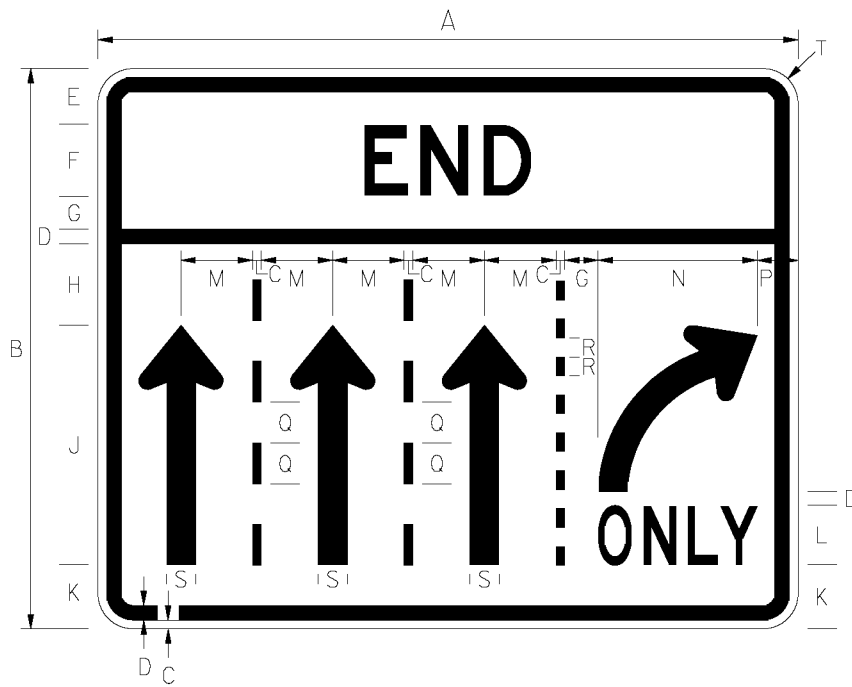
**LANE USE CONTROL - END RIGHT ONLY (ARROW)  
3 ARROWS**



APPROVAL • SHA REVISIONS	APPROVAL • FEDERAL HIGHWAY ADMINISTRATION
APPROVAL <b>03/02/2009</b>	APPROVAL
REVISED	REVISED
REVISED	REVISED
REVISED	REVISED

**SIGN NUMBER**

**R3-8(5)**



NOTE: FOR GROUND MOUNTING USE ONLY.

SIGN SIZE	DIMENSIONS (INCHES)											
	A	B	C	D	E	F	G	H	J	K	L	M
STD-4 ARROWS	60	48	3/4	1-1/4	4-7/8	60	2-7/8	7	20-1/2	5-1/2	5C	6-1/8

SIGN SIZE	DIMENSIONS (INCHES)										
	N	P	Q	R	S	T	U	V	W	X	Y
STD-4 ARROWS	13-5/8	3-1/2	3-1/2	1-5/8	2-1/2	3	4-3/4	3/8	13-3/8	12	60°

REFERENCES

MdMUTCD SECTION - 2B.20, 2B.23, 5B.04

COLORS

LEGEND - BLACK

BACKGROUND - WHITE

APPROVED Tom Hicks (signature on file)  
DIRECTOR - OFFICE OF TRAFFIC AND SAFETY

**Maryland Department of Transportation  
STATE HIGHWAY ADMINISTRATION**

MARYLAND STANDARD HIGHWAY SIGNS

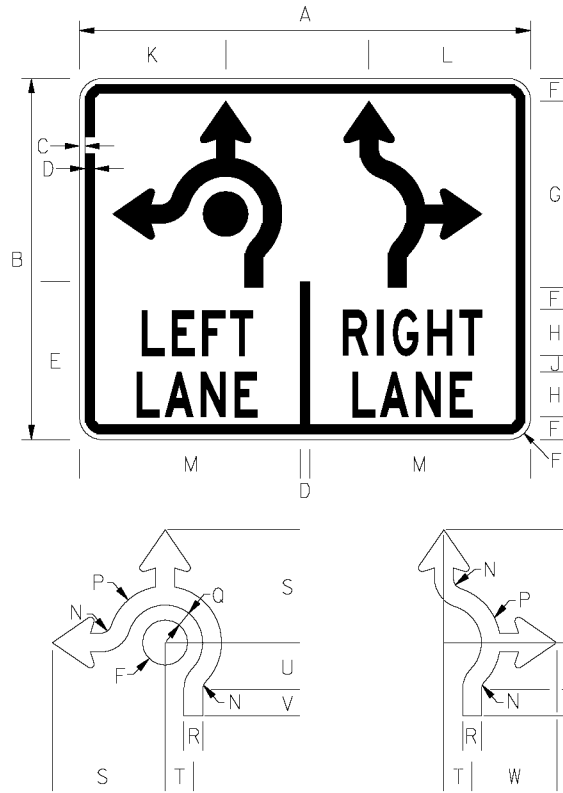
**LANE USE CONTROL - END RIGHT ONLY (ARROW)  
4 ARROWS**



APPROVAL • SHA REVISIONS	APPROVAL • FEDERAL HIGHWAY ADMINISTRATION
APPROVAL <b>03/02/2009</b>	APPROVAL
REVISED	REVISED
REVISED	REVISED
REVISED	REVISED

**SIGN NUMBER**

**R3-8(6)**



NOTE: FOR ARROWHEAD DIMENSIONS REFER TO ARROWDET-1.

SIGN SIZE	DIMENSIONS (INCHES)									
	A	B	C	D	E	F	G	H	J	K
STD	60	48	3/4	1-1/4	21	3	24-3/4	6C	2-1/4	19-7/16

SIGN SIZE	DIMENSIONS (INCHES)										
	L	M	N	P	Q	R	S	T	U	V	W
STD	21-1/2	29-3/8	1-1/2	7-1/2	2	2-1/2	15	3-3/4	6-1/4	3-1/2	11-1/4

REFERENCES

MdMUTCD SECTION - 2B.20, 2B.21, 2B.23, 5B.04

COLORS

LEGEND - BLACK  
BACKGROUND - WHITE

APPROVED Tom Hicks (signature on file)  
DIRECTOR - OFFICE OF TRAFFIC AND SAFETY

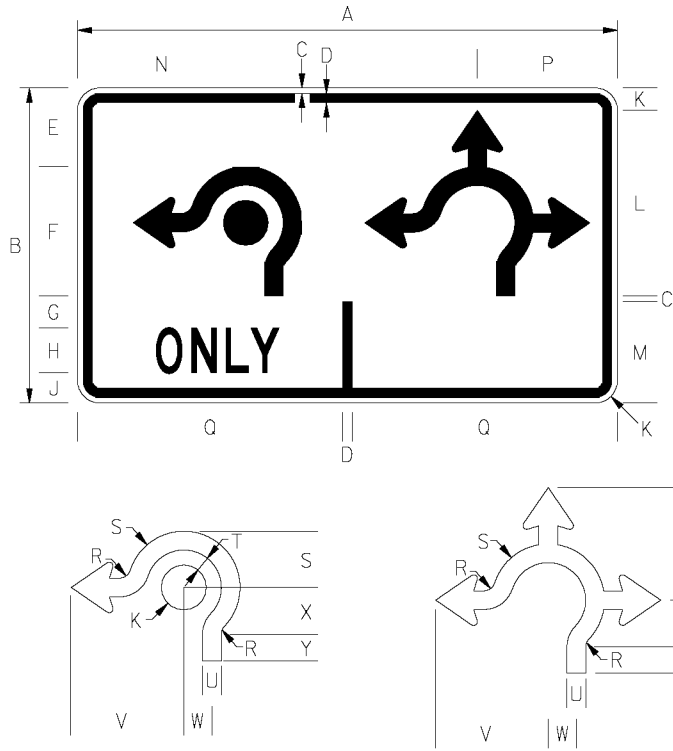


APPROVAL • SHA REVISIONS	APPROVAL • FEDERAL HIGHWAY ADMINISTRATION
APPROVAL <b>03/02/2009</b>	APPROVAL
REVISED	REVISED
REVISED	REVISED
REVISED	REVISED

**Maryland Department of Transportation**  
**STATE HIGHWAY ADMINISTRATION**  
MARYLAND STANDARD HIGHWAY SIGNS  
**LANE USE CONTROL - MULTILANE ROUNDABOUT**  
**(LEFT LANE, RIGHT LANE)**

**SIGN NUMBER**

**R3-8(7)**



NOTE: FOR ARROWHEAD DIMENSIONS REFER TO ARROWDET-1.

SIGN SIZE	DIMENSIONS (INCHES)										
	A	B	C	D	E	F	G	H	J	K	L
STD	72	42	3/4	1-1/4	10-1/2	17-1/4	4-1/4	6C	4	3	24-3/4

SIGN SIZE	DIMENSIONS (INCHES)											
	M	N	P	Q	R	S	T	U	V	W	X	Y
STD	13-1/2	22-7/16	18-11/16	35-3/8	1-1/2	7-1/2	2	2-1/2	15	3-3/4	6-1/4	3-1/2

REFERENCES

MdMUTCD SECTION - 2B.20, 2B.21, 2B.23, 5B.04

COLORS

LEGEND - BLACK  
BACKGROUND - WHITE

APPROVED Tom Hicks (signature on file)  
DIRECTOR - OFFICE OF TRAFFIC AND SAFETY

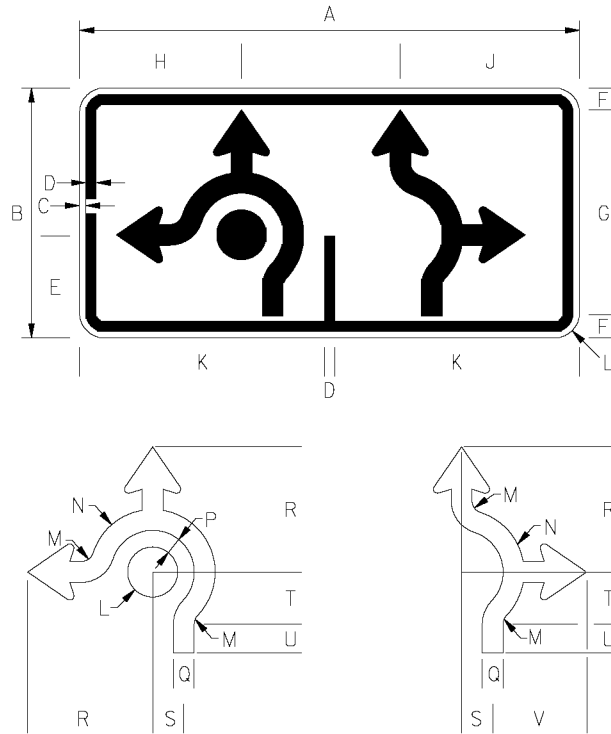
**Maryland Department of Transportation**  
**STATE HIGHWAY ADMINISTRATION**  
MARYLAND STANDARD HIGHWAY SIGNS  
**LANE USE CONTROL - MULTILANE ROUNDABOUT (ONLY)**



APPROVAL • SHA REVISIONS	APPROVAL • FEDERAL HIGHWAY ADMINISTRATION
APPROVAL <b>03/02/2009</b>	APPROVAL
REVISED	REVISED
REVISED	REVISED
REVISED	REVISED

**SIGN NUMBER**

**R3-8(8)**



NOTE: FOR ARROWHEAD DIMENSIONS REFER TO ARROWDET-1.

SIGN SIZE	DIMENSIONS (INCHES)									
	A	B	C	D	E	F	G	H	J	K
STD	60	30	3/4	1-1/4	12-1/4	2-5/8	24-3/4	19-7/16	21.50	29-5/8

SIGN SIZE	DIMENSIONS (INCHES)									
	L	M	N	P	Q	R	S	T	U	V
STD	3	1-1/2	7-1/2	2	2-1/2	15	3-3/4	6-1/4	3-1/2	11-1/4

REFERENCES

MdMUTCD SECTION - 2B.20, 2B.21, 2B.23, 5B.04

COLORS

LEGEND - BLACK  
BACKGROUND - WHITE

APPROVED Tom Hicks (signature on file)  
DIRECTOR - OFFICE OF TRAFFIC AND SAFETY

**Maryland Department of Transportation**  
**STATE HIGHWAY ADMINISTRATION**  
MARYLAND STANDARD HIGHWAY SIGNS

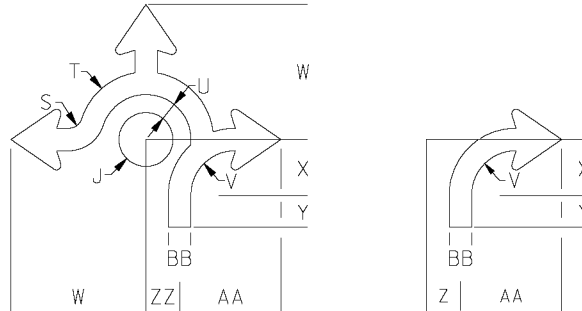
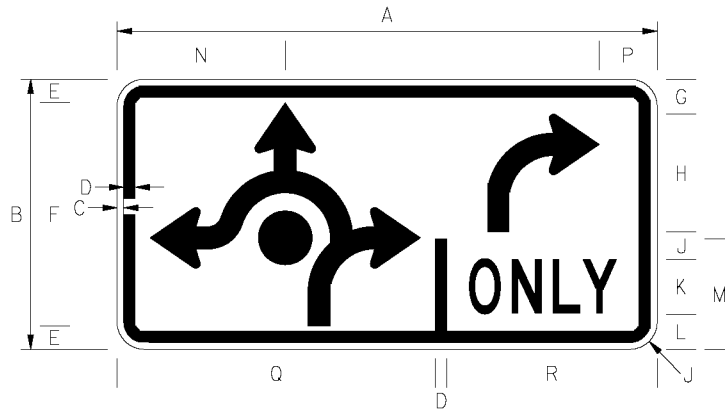


APPROVAL • SHA REVISIONS	APPROVAL • FEDERAL HIGHWAY ADMINISTRATION
APPROVAL <b>03/02/2009</b>	APPROVAL
REVISED	REVISED
REVISED	REVISED
REVISED	REVISED

**LANE USE CONTROL - MULTILANE ROUNDABOUT**

**SIGN NUMBER**

**R3-8(9)**



NOTE: FOR ARROWHEAD DIMENSIONS REFER TO ARROWDET-1.

SIGN SIZE	DIMENSIONS (INCHES)												
	A	B	C	D	E	F	G	H	J	K	L	M	N
STD	60	30	3/4	1-1/4	2-5/8	24-3/4	3-7/8	13-1/8	3	60	4	12-1/4	18-11/16

SIGN SIZE	DIMENSIONS (INCHES)												
	P	Q	R	S	T	U	V	W	X	Y	Z	AA	BB
STD	6-7/16	35-3/8	23-3/8	1-1/2	7-1/2	2	4-7/8	15	6-1/4	3-1/2	3-3/4	11-1/4	2-1/2

REFERENCES

MdMUTCD SECTION - 2B.20, 2B.21, 2B.23, 5B.04

COLORS

LEGEND - BLACK  
BACKGROUND - WHITE

APPROVED Tom Hicks (signature on file)  
DIRECTOR - OFFICE OF TRAFFIC AND SAFETY

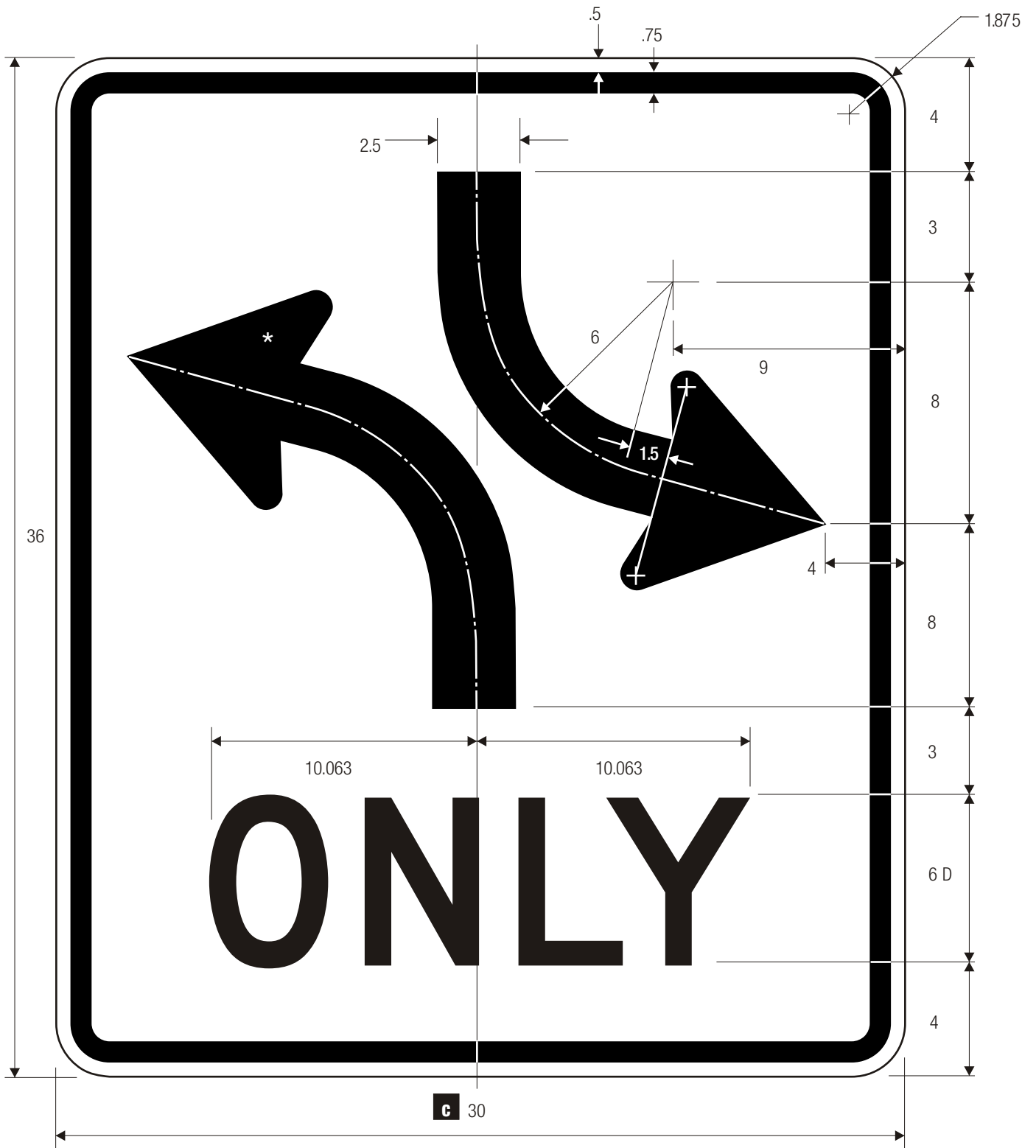
**Maryland Department of Transportation**  
**STATE HIGHWAY ADMINISTRATION**  
MARYLAND STANDARD HIGHWAY SIGNS  
**LANE USE CONTROL - MULTILANE ROUNDABOUT**  
**(DOUBLE RIGHT)**



APPROVAL • SHA REVISIONS	APPROVAL • FEDERAL HIGHWAY ADMINISTRATION
APPROVAL <b>03/02/2009</b>	APPROVAL
REVISED	REVISED
REVISED	REVISED
REVISED	REVISED

**SIGN NUMBER**

**R3-8(10)**



R3-9a

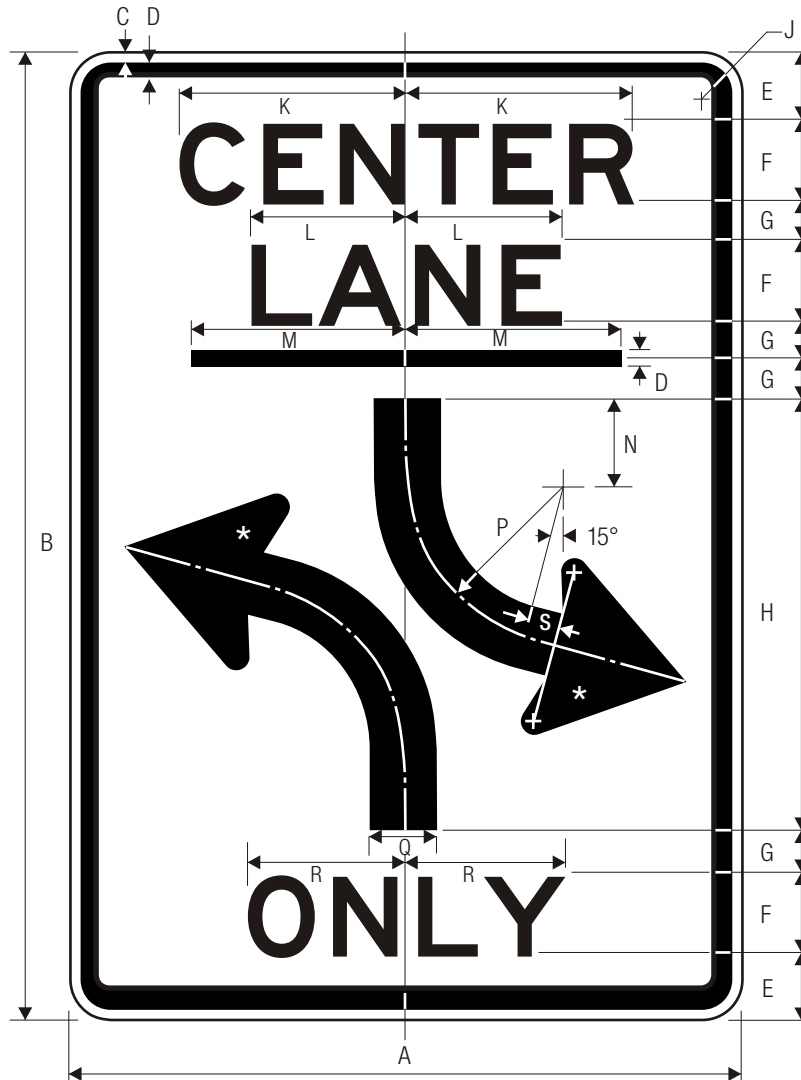
TWO-WAY LEFT TURN (OVERHEAD MOUNTED)

**SHA** \* FOR ARROWHEAD DIMENSIONS REFER TO STANDARD ARROW DETAILS IN APPENDIX-ARROWS SECTION FROM FHWA'S STANDARD HIGHWAY SIGNS BOOK-APPENDIX SECTION.

**SHA** REFERENCES  
MdMUTCD SECTION - 2B.24, 5B.04

COLORS: LEGEND — BLACK  
BACKGROUND — WHITE (RETROREFLECTIVE)





R3-9b

TWO WAY LEFT TURN ONLY (GROUND MOUNTED)



\* FOR ARROWHEAD DIMENSIONS REFER TO STANDARD ARROW DETAILS IN APPENDIX-ARROWS SECTION FROM FHWA'S STANDARD HIGHWAY SIGNS BOOK-APPENDIX SECTION.

**C**

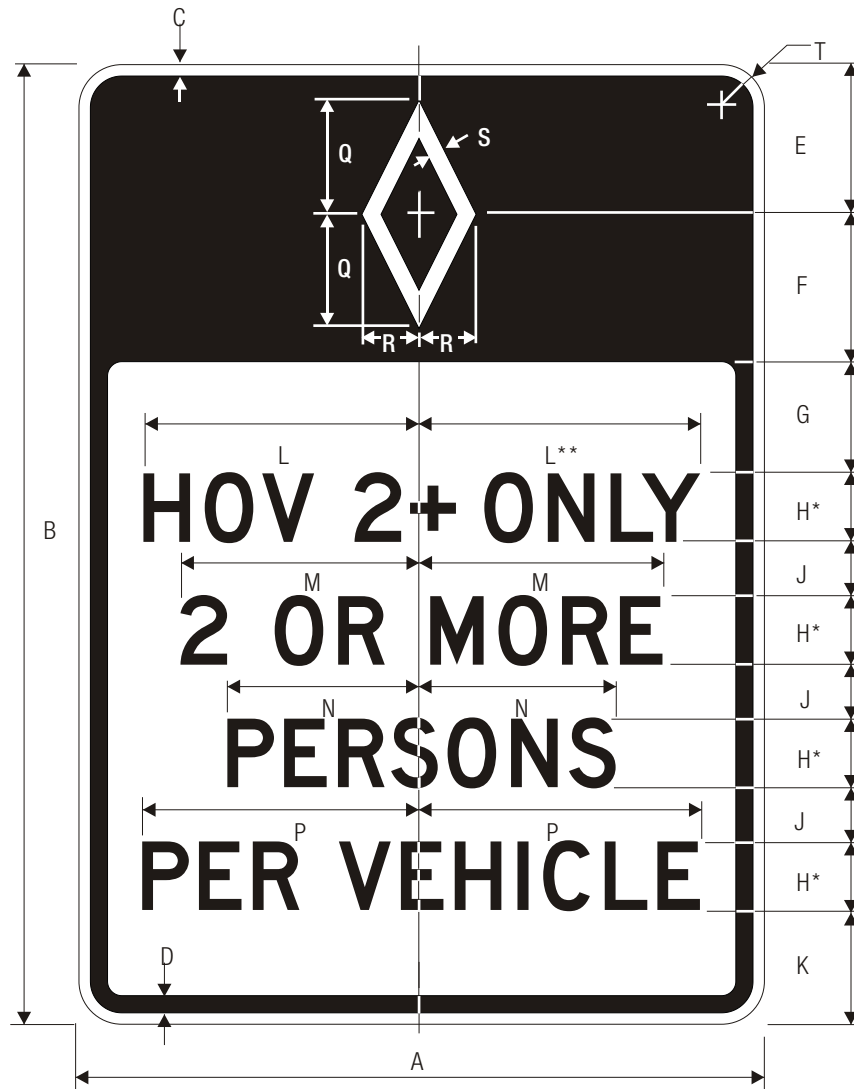
A	B	C	D	E	F	G	H	J	K	L	M
24	36	.375	.625	2.5	3 E	1.5	16	1.5	8.438	5.75	8
36	48	.625	.875	3.5	5 E	1.5	20	2.25	14.063	9.5	12

N	P	Q	R	S
2.5	6	2	5.313	1.5
3	8	3	9.875	2

SHA REFERENCES

MdMUTCD SECTION - 2B.24, 5B.04

COLORS: LEGEND — BLACK  
 BACKGROUND — WHITE (RETROREFLECTIVE)



R3-10

PREFERENTIAL ONLY LANE AHEAD (GROUND MOUNTED)

\*Series 2000 Standard Alphabets.  
 \*\*Reduce spacing to fit.

**C**

A	B	C	D	E	F	G	H	J	K	L	M
30	42	.5	.75	6.75	6.25	4.875	3 D	2.375	5	12.189	10.548
36	60	.625	.875	9.375	8.625	8.75	3.5 D	3.5	8.75	14.707	12.307
78	96	.1	1.25	15.5	14.5	8	8 D	6	8	33.466	28.122

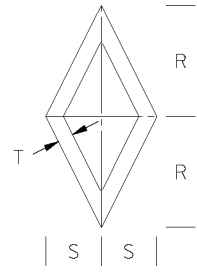

N	P	Q	R	S	T
8.506	12.209	5	2.5	.75	1.875
9.913	14.240	7	3.5	1	2.25
22.652	32.541	12.5	6.25	1.625	3

TOP  
 COLORS: SYMBOL — WHITE (RETROREFLECTIVE)  
 BACKGROUND — BLACK

BOTTOM  
 COLORS: LEGEND — BLACK  
 BACKGROUND — WHITE (RETROREFLECTIVE)

**SHA REFERENCES**

MdMUTCD SECTION - 2B.26, 2B.27, 2B.28, 2E.59



SIGN SIZE	DIMENSIONS (INCHES)																	
	A	B	C	D	E	F	G	H	J	K	L	M	N	P	Q	R	S	T
STD	60	96	3/4	1-1/4	3-1/2	28	2-1/2	8E	4	8C	6C	5-1/2	6	6-1/2	3	14	7	2

REFERENCES

MdMUTCD SECTION - 2B.26, 2B.27, 2B.28, 2E.59

COLORS

LEGEND

TOP - WHITE  
 BOTTOM - BLACK

BACKGROUND

TOP - BLACK  
 BOTTOM - WHITE

APPROVED Tom Hicks (signature on file)  
 DIRECTOR - OFFICE OF TRAFFIC AND SAFETY

**Maryland Department of Transportation**  
**STATE HIGHWAY ADMINISTRATION**  
 MARYLAND STANDARD HIGHWAY SIGNS

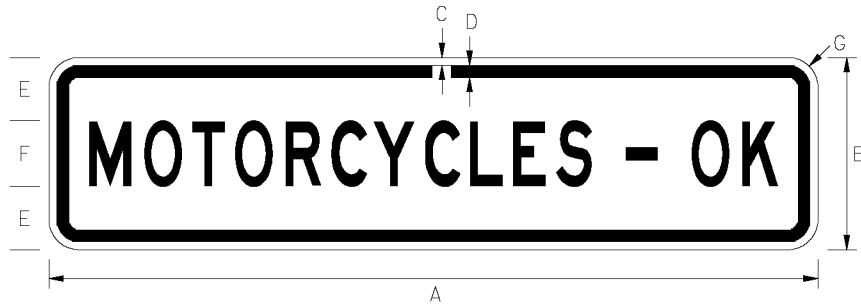


APPROVAL • SHA REVISIONS	APPROVAL • FEDERAL HIGHWAY ADMINISTRATION
APPROVAL <b>03/02/2009</b>	APPROVAL
REVISED	REVISED
REVISED	REVISED
REVISED	REVISED

**HOV VIOLATORS MAX \$500 FINE, 1 POINT**

**SIGN NUMBER**

**R3-10(1)**



NOTE: ONLY TO BE USED WITH R3-II(1) AND R3-II(2) SIGNS.


SIGN SIZE	DIMENSIONS (INCHES)						
	A	B	C	D	E	F	G
STD	48	12	1/2	3/4	4	4C	1-7/8

REFERENCES

MdMUTCD SECTION - 2B.26, 2B.27, 2B.28, 2E.59

COLORS

LEGEND - BLACK  
BACKGROUND - WHITE

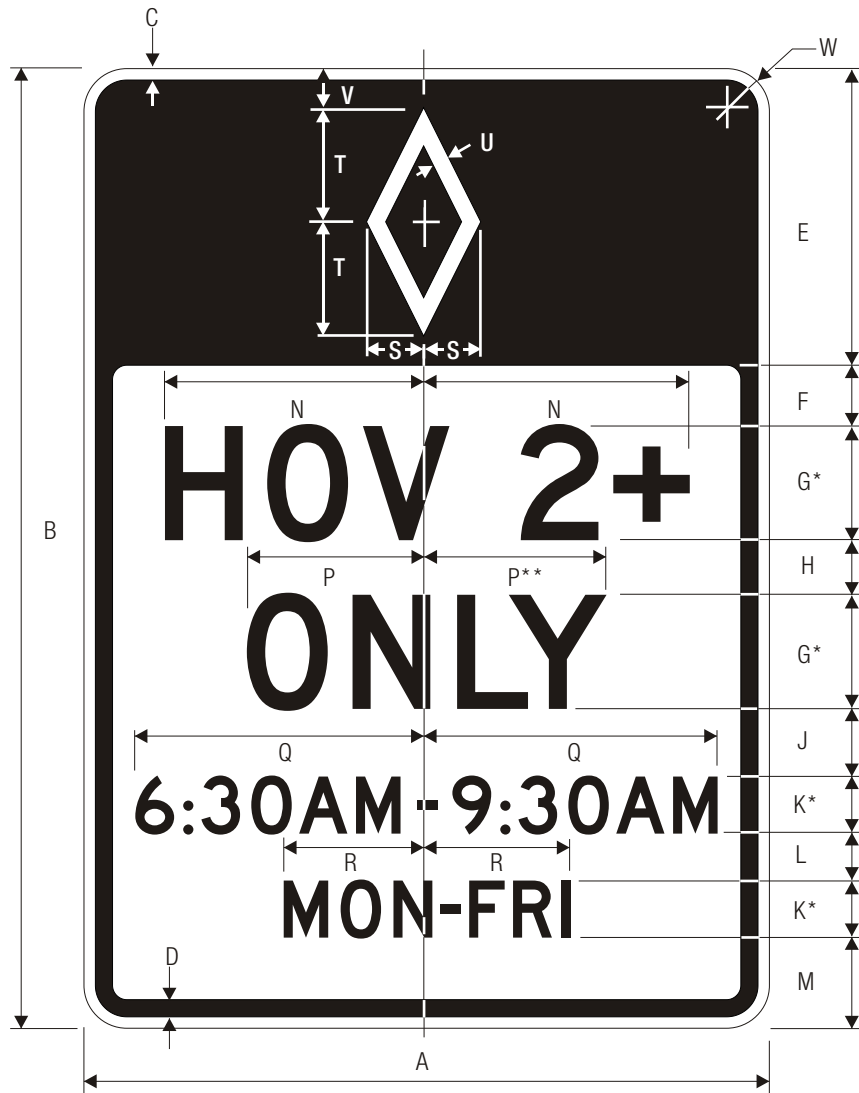
APPROVED <u>Tom Hicks (signature on file)</u> DIRECTOR - OFFICE OF TRAFFIC AND SAFETY	
	APPROVAL • SHA REVISIONS
	APPROVAL • FEDERAL HIGHWAY ADMINISTRATION
	APPROVAL <b>03/02/2009</b>
	REVISIONS

**Maryland Department of Transportation**  
**STATE HIGHWAY ADMINISTRATION**  
MARYLAND STANDARD HIGHWAY SIGNS

**HOV MOTORCYCLES OK**

**SIGN NUMBER**

**R3-10(2)**



**R3-11**

PREFERENTIAL ONLY LANE OPERATION

\*Series 2000 Standard Alphabets.  
\*\*Reduce spacing to fit.

**C**

A	B	C	D	E	F	G	H	J	K	L	M
30	42	.5	.75	13	2.625	5 D	2.375	3	2.5 D	2	4
54	84	.75	1.25	26	7	8.5 D	5	7	4.5 D	5	8
78	96	1	1.25	26	6	12 D	7	8	6 D	6	7

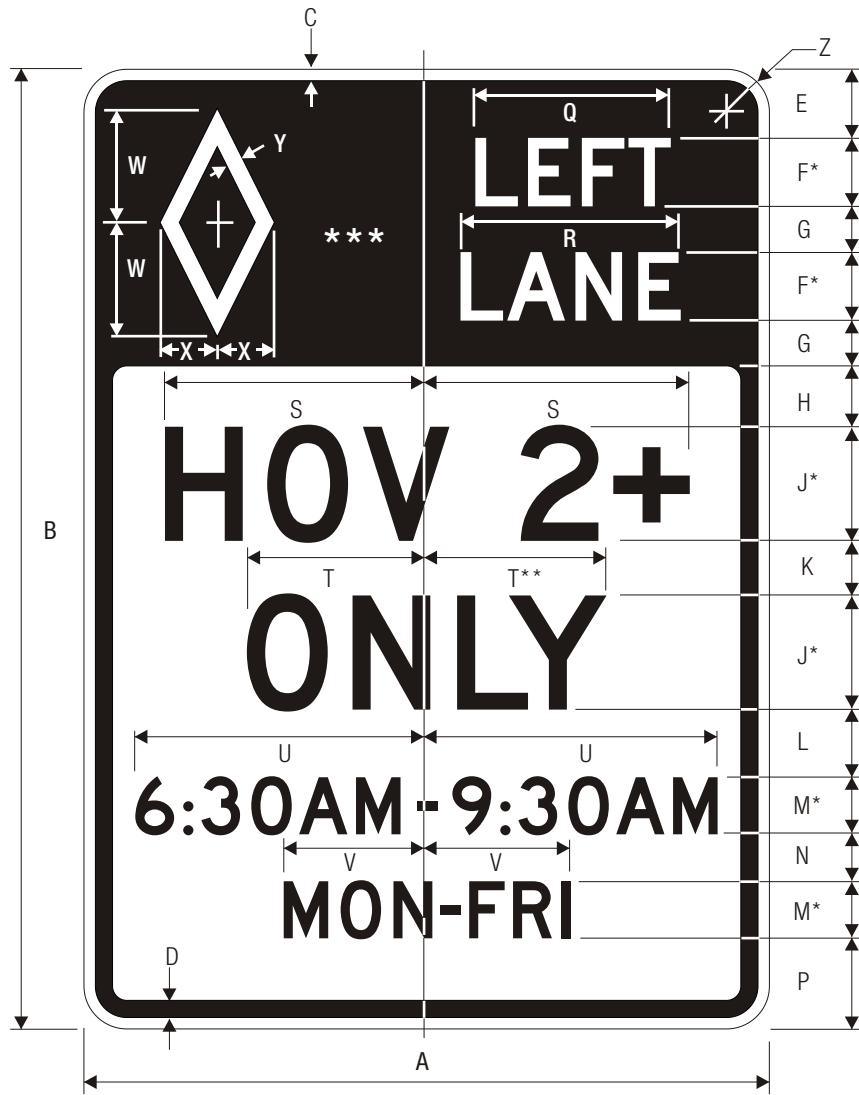
N	P	Q	R	S	T	U	V	W
11.5	7.873	12.75	6.277	2.5	5	.75	1.7	1.875
19.5	13.681	23	11.299	5	10	1.5	3.375	3
27.576	19.236	31	15.064	5	10	1.5	3.5	3

TOP  
COLORS: LEGEND – WHITE (RETROREFLECTIVE)  
BACKGROUND – BLACK

BOTTOM  
COLORS: LEGEND – BLACK  
BACKGROUND – WHITE (RETROREFLECTIVE)

**SHA REFERENCES**

MdMUTCD SECTION - 2B.26, 2B.27, 2B.28, 2E.59



R3-11a

PREFERENTIAL ONLY LANE OPERATION (GROUND MOUNTED)

\*Series 2000 Standard Alphabets.  
 \*\*Reduce spacing to fit.  
 \*\*\*Optically locate symbol and top legend.

**C**

A	B	C	D	E	F	G	H	J	K	L	M
30	42	.5	.75	3	3 D	2	2.625	5 D	2.375	3	2.5 D
42	60	.625	.875	4	4 D	3	4	7 D	4	5	3.5 D
54	84	.75	1.25	6	6 D	4	7	8.5 D	5	7	4.5 D
78	96	1	1.25	4.5	7 D	3.75	6	12 D	7	8	6 D
N	P	Q	R	S	T	U	V	W	X	Y	Z
2	4	8.554	9.638	11.5	7.873	12.75	6.277	5	2.5	.75	1.875
3	5	11.403	12.848	16	11.022	18	8.787	7	3.5	1	2.25
5	8	17.105	19.272	19.5	13.681	23	11.299	10	5	1.5	3
6	7	19.955	22.484	27.576	19.236	31	15.064	10	5	1.5	3

TOP  
 COLORS: LEGEND — WHITE (RETROREFLECTIVE)  
 BACKGROUND — BLACK

BOTTOM  
 COLORS: LEGEND — BLACK  
 BACKGROUND — WHITE (RETROREFLECTIVE)

**SHA** REFERENCES

MdMUTCD SECTION - 2B.26, 2B.27, 2B.28, 2E.59



R3-11b

PREFERENTIAL ONLY LANE OPERATION (GROUND MOUNTED)

\*Series 2000 Standard Alphabets.  
 \*\*Reduce spacing to fit.

A	B	C	D	E	F	G	H	J	K	L	M
30	42	.5	.75	3	3 D	2	2.625	5 D	2.375	3	2.5 D
78	96	1	1.25	4.5	7 D	3.75	6	12 D	7	8	6 D

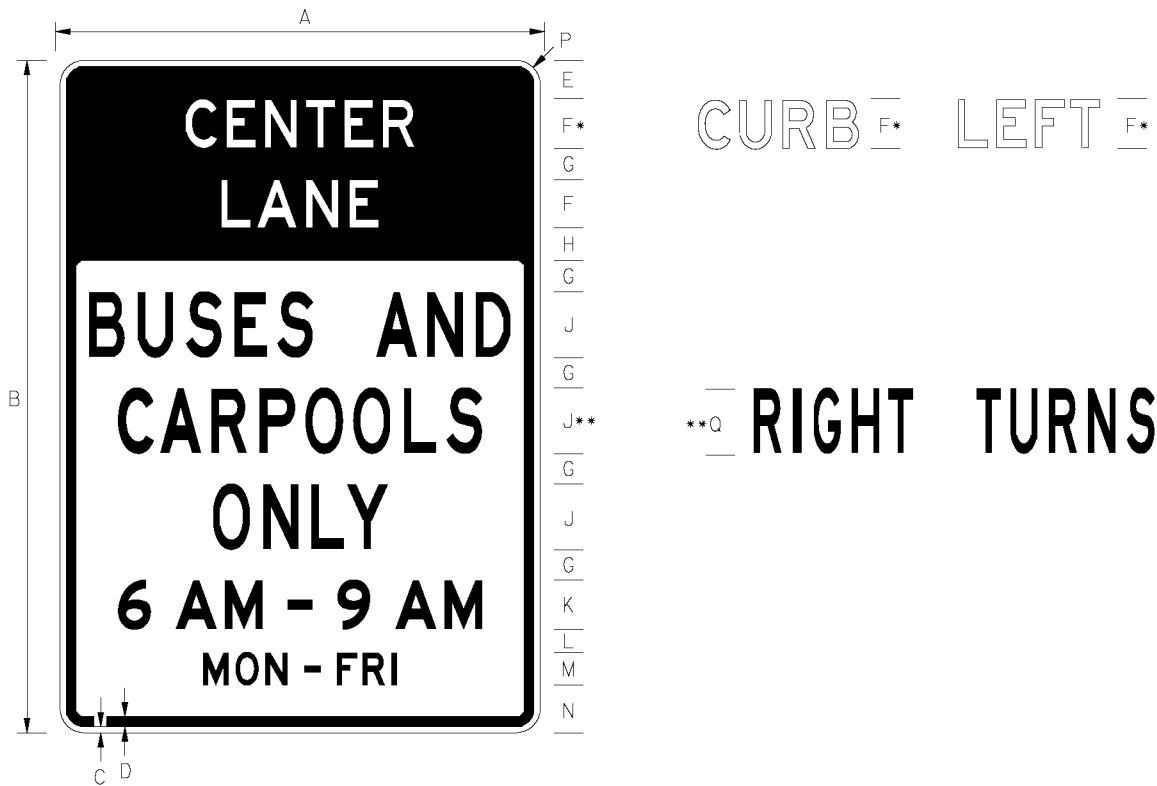
N	P	Q	R	S	T	U	V	W
2	4	5.345	4.819	9.828	7.873	7.728	6.277	1.875
6	7	12.469	11.242	23.584	19.236	18.441	15.064	3

TOP  
 COLORS: LEGEND – WHITE (RETROREFLECTIVE)  
 BACKGROUND – BLACK

BOTTOM  
 COLORS: LEGEND – BLACK  
 BACKGROUND – WHITE (RETROREFLECTIVE)

**SHA REFERENCES**

MdMUTCD SECTION - 2B.26, 2B.27, 2B.28, 2E.59



NOTE: SAMPLE TIME/DAY MESSAGES SHOWN.

- \* ALTERNATE MESSAGE FOR LINE 1
- \*\* ALTERNATE MESSAGE FOR LINE 4

SIGN SIZE	DIMENSIONS (INCHES)							
	A	B	C	D	E	F	G	H
STD	30	42	3/8	5/8	2-7/16	3D	2	2-1/16
EXPWY	42	60	5/8	7/8	3-1/16	4D	3-1/2	2-7/16
FWY	54	84	3/4	1-1/4	4-7/16	6D	4	4-1/16

SIGN SIZE	DIMENSIONS (INCHES)							
	J	K	L	M	N	P	Q	
STD	4C	3C	1-1/2	2D	3	1-1/2	4B	
EXPWY	5C	4C	3	3D	4	2-1/4	5B	
FWY	7C	6C	4	4D	6	3	7B	

REFERENCES

MdMUTCD SECTION - 2B.26, 2B.28, 2E.59

COLORS

LEGEND

TOP - WHITE  
 BOTTOM - BLACK

BACKGROUND

TOP - BLACK  
 BOTTOM - WHITE

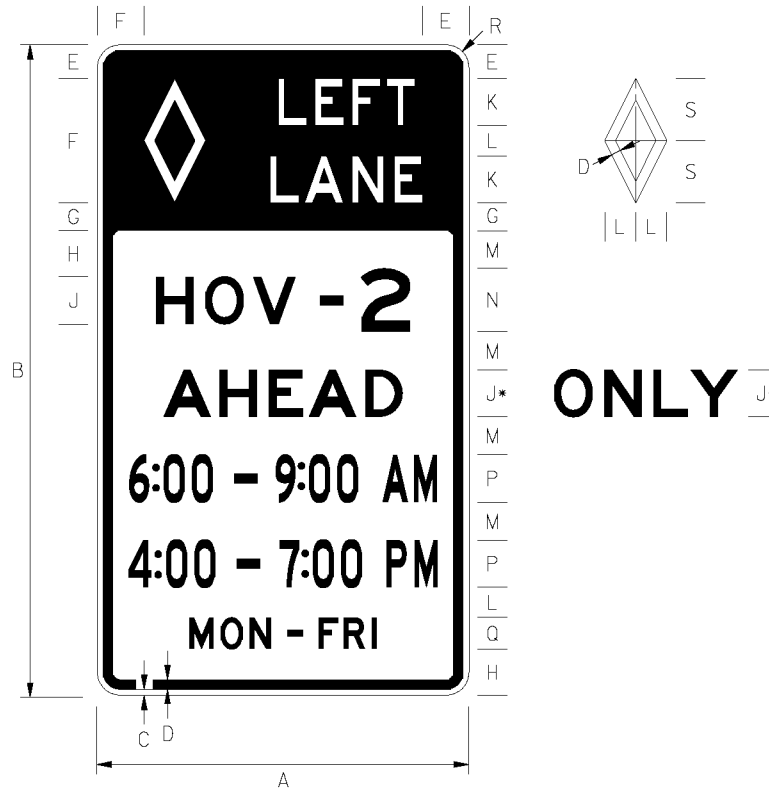
APPROVED Tom Hicks (signature on file)  
 DIRECTOR - OFFICE OF TRAFFIC AND SAFETY

	APPROVAL • SHA REVISIONS	APPROVAL • FEDERAL HIGHWAY ADMINISTRATION
	APPROVAL <b>03/02/2009</b>	APPROVAL
	REVISED	REVISED
	REVISED	REVISED
	REVISED	REVISED

**Maryland Department of Transportation**  
**STATE HIGHWAY ADMINISTRATION**  
 MARYLAND STANDARD HIGHWAY SIGNS  
**RESTRICTED LANE**  
**BUSES AND CARPOOLS ONLY**

**SIGN NUMBER R3-11(1)**





NOTE: SAMPLE TIME/DAY MESSAGES SHOWN.

\* ALTERNATE MESSAGE FOR LINE 4

SIGN SIZE	DIMENSIONS (INCHES)								
	A	B	C	D	E	F	G	H	J
STD	48	84	3/4	1-1/4	4-3/8	16	3-5/8	6	6E

SIGN SIZE	DIMENSIONS (INCHES)							
	K	L	M	N	P	Q	R	S
STD	6D	4	5	8E	6B	4D	3	8

REFERENCES

MdMUTCD SECTION - 2B.26, 2B.27, 2B.28, 2E.59

COLORS

LEGEND

TOP - WHITE  
 BOTTOM - BLACK

BACKGROUND

TOP - BLACK  
 BOTTOM - WHITE

APPROVED Tom Hicks (signature on file)  
 DIRECTOR - OFFICE OF TRAFFIC AND SAFETY

**Maryland Department of Transportation**  
**STATE HIGHWAY ADMINISTRATION**  
 MARYLAND STANDARD HIGHWAY SIGNS

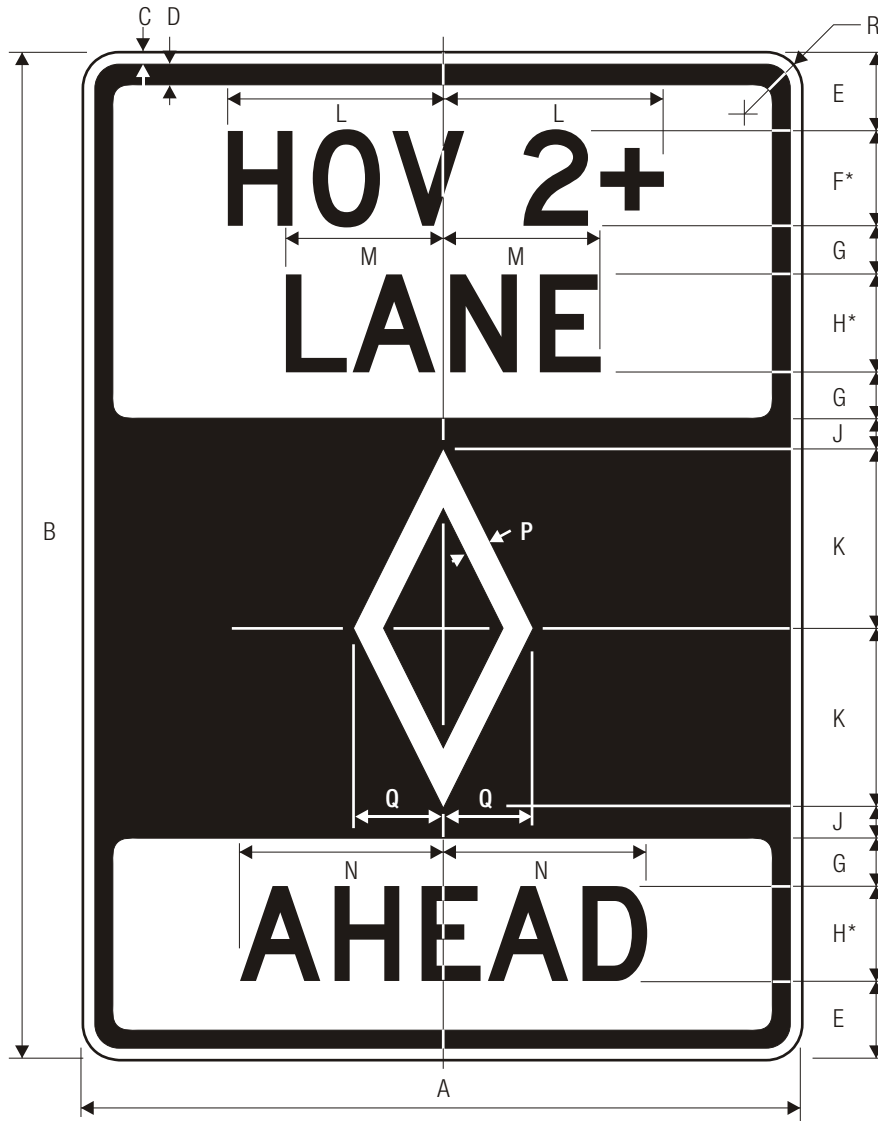


APPROVAL • SHA REVISIONS	APPROVAL • FEDERAL HIGHWAY ADMINISTRATION
APPROVAL <b>03/02/2009</b>	APPROVAL
REVISED	REVISED
REVISED	REVISED
REVISED	REVISED

**HOV AHEAD**

**SIGN NUMBER**

**R3-11(2)**



R3-12

PREFERENTIAL ONLY LANE ENDS (GROUND MOUNTED)

\*Series 2000 Standard Alphabets.

**C**

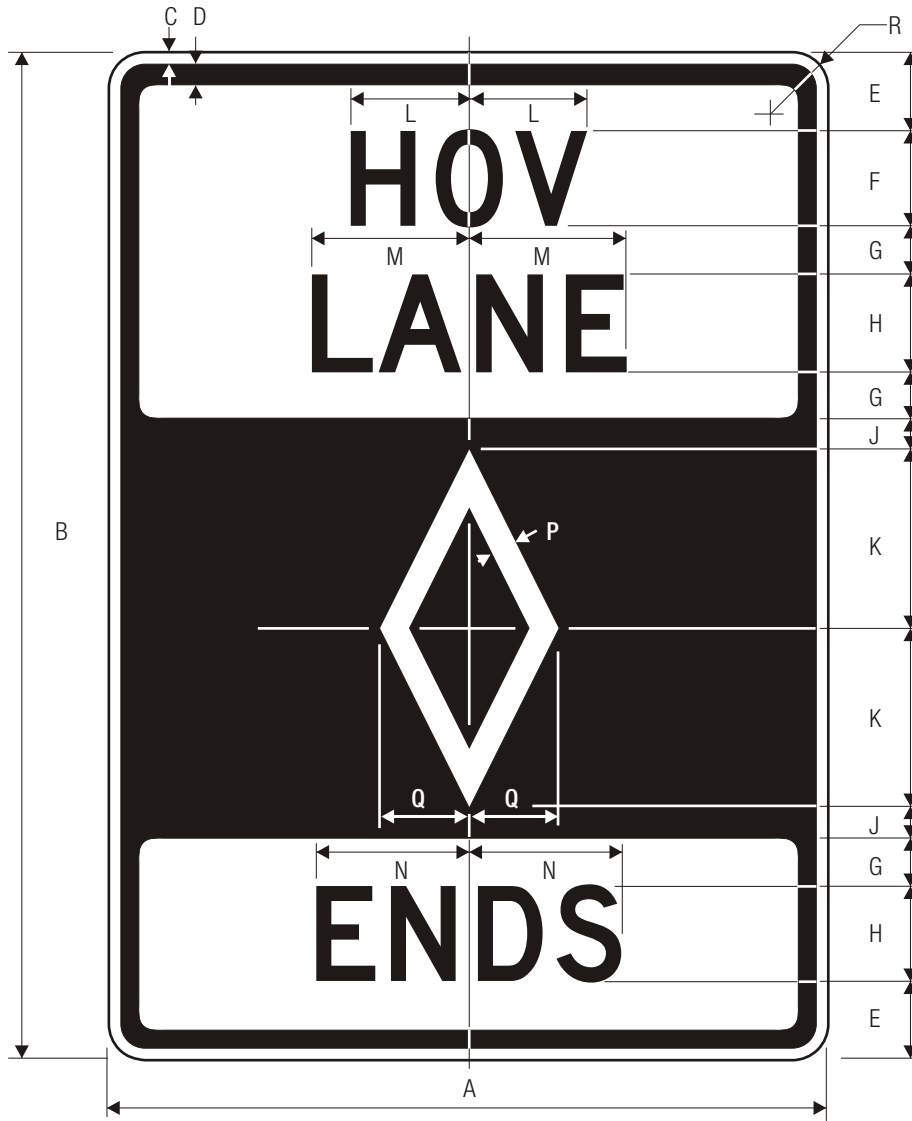
A	B	C	D	E	F	G	H	J	K	L	M
30	42	.5	.75	3	4 D	2	4 D	1.5	7.5	9.187	6.424
36	60	.625	.875	4	6 D	3	6 D	2.5	10	13.781	9.636
48	84	.75	1.25	5	8 D	4	8 D	4	15	18.374	12.848

N	P	Q	R
8.57	1.125	3.75	1.875
12.855	1.5	5	2.25
17.14	2.25	7.5	3

COLORS: LEGEND – BLACK  
 SYMBOL – WHITE (RETROREFLECTIVE) ON BLACK  
 BACKGROUND – WHITE (RETROREFLECTIVE)

**SHA** REFERENCES

MdMUTCD SECTION - 2B.26, 2B.27, 2B.28, 2E.59



R3-12a

PREFERENTIAL ONLY LANE ENDS (GROUND MOUNTED)

\*Series 2000 Standard Alphabets.

**C**

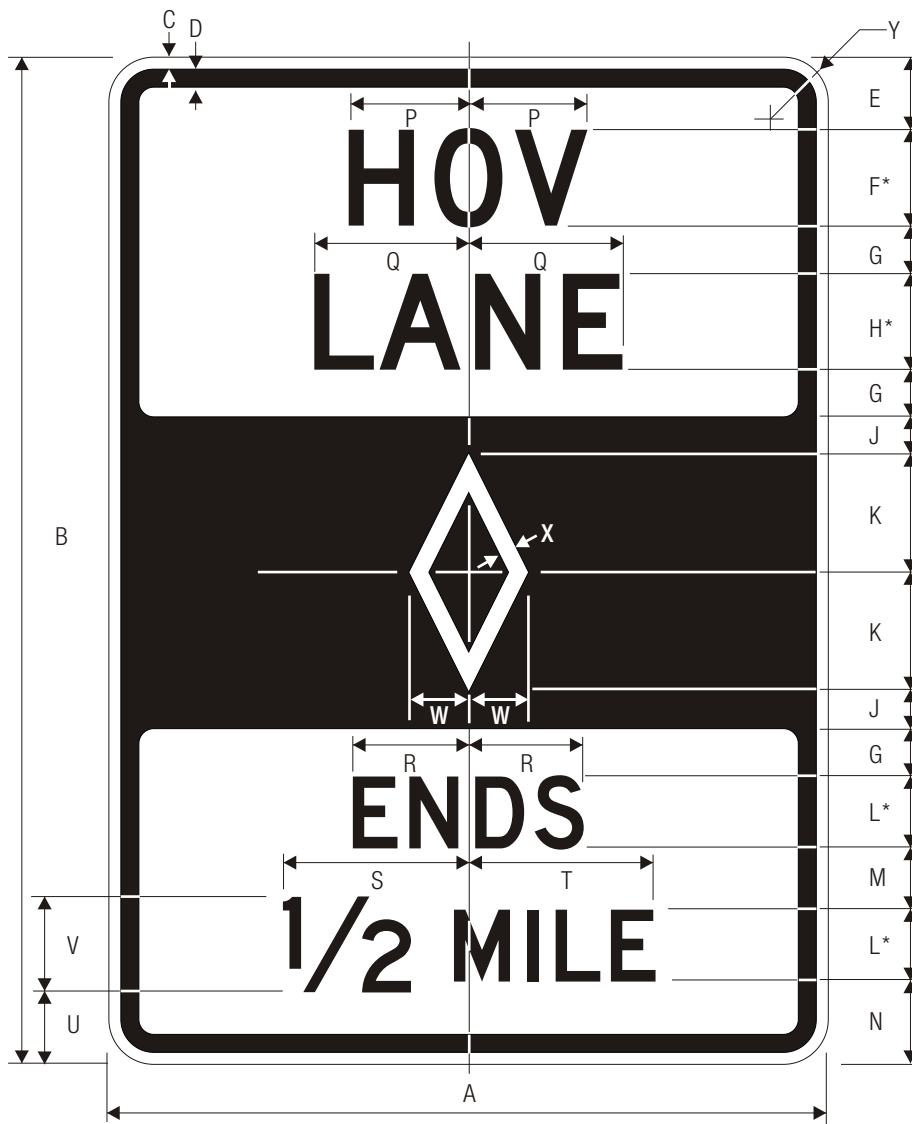
A	B	C	D	E	F	G	H	J	K	L	M
30	42	.5	.75	3	4 D	2	4 D	1.5	7.5	4.979	6.424
36	60	.625	.875	4	6 D	3	6 D	2.5	10	7.469	9.636
48	84	.75	1.25	5	8 D	4	8 D	4	15	9.958	12.848

N	P	Q	R
6.424	1.125	3.75	1.875
9.636	1.5	5	2.25
12.848	2.25	7.5	3

COLORS: LEGEND — BLACK  
 SYMBOL — WHITE (RETROREFLECTIVE) ON BLACK  
 BACKGROUND — WHITE (RETROREFLECTIVE)

**SHA** REFERENCES

MdMUTCD SECTION - 2B.26, 2B.27, 2B.28, 2E.59



R3-12b

PREFERENTIAL ONLY LANE ENDS (GROUND MOUNTED)

\*Series 2000 Standard Alphabets.

**C**

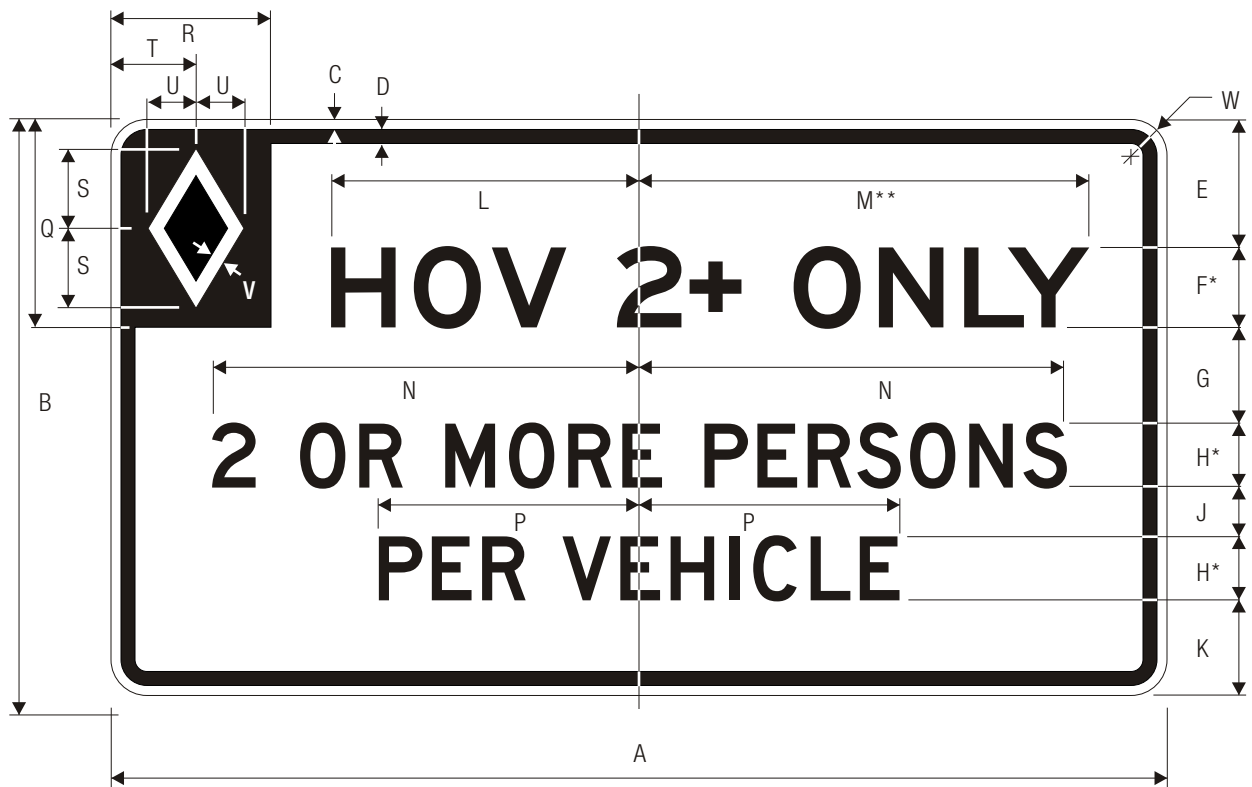
A	B	C	D	E	F	G	H	J	K	L	M
30	42	.5	.75	3	4 D	2	4 D	1.5	5	3 D	2.5
36	60	.625	.875	4	6 D	3	6 D	1.5	7	5 D	3.5
48	84	.75	1.25	5	8 D	4	8 D	2	11	7 D	5

N	P	Q	R	S	T	U	V	W	X	Y
3.5	4.979	6.424	4.813	7.75	7.813	3	4	2.5	.75	1.875
4.5	7.469	9.636	8.022	13	12.75	3.5	7	3.5	1	2.25
6	9.958	12.848	11.231	18	17.875	5	9	5.5	1.75	3

COLORS: LEGEND — BLACK  
 SYMBOL — WHITE (RETROREFLECTIVE) ON BLACK  
 BACKGROUND — WHITE (RETROREFLECTIVE)

**SHA** REFERENCES

MdMUTCD SECTION - 2B.26, 2B.27, 2B.28, 2E.59



R3-13

PREFERENTIAL ONLY LANE AHEAD (OVERHEAD)

\*Series 2000 Standard Alphabets.

\*\*Reduce spacing to fit.

	A	B	C	D	E	F	G	H	J	K	L	M
<b>C</b>	66	36	.625	.875	8	5 E	6	4 D	3	6	19.245	28.143
	84	48	.75	1.25	11	6 E	7	5 D	4	10	22.705	33.959
	144	78	1.5	2	19	10 E	11	9 D	8	12	39.171	55.266

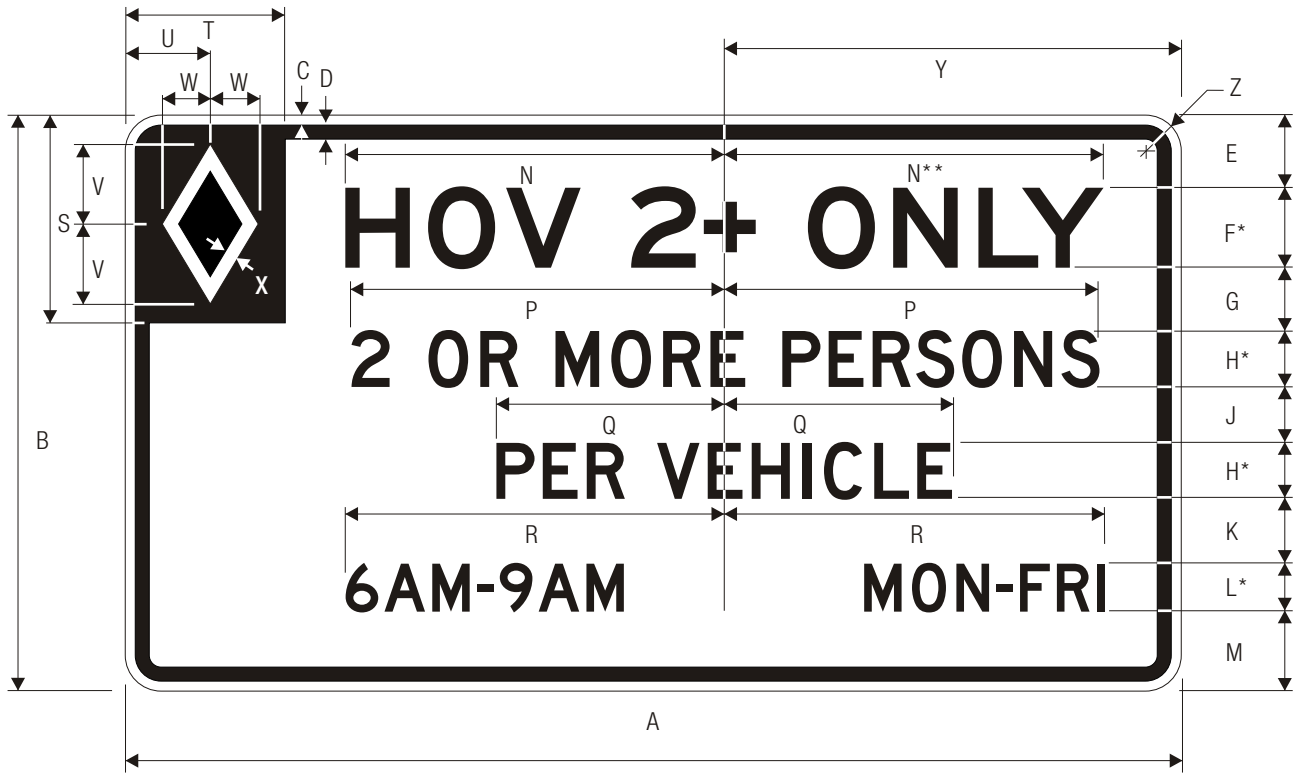
  

N	P	Q	R	S	T	U	V	W
26.705	16.270	13	10	5	5.375	3	.875	2.25
33.404	20.346	17	13	6.5	6.875	4	1	3
60.1	36.606	29	21	11	11.25	7	2	6

COLORS: LEGEND — BLACK  
 BACKGROUND — WHITE (RETROREFLECTIVE)  
 SYMBOL — WHITE (RETROREFLECTIVE) ON BLACK

**SHA** REFERENCES

MdMUTCD SECTION - 2B.26, 2B.27, 2B.28, 2E.59



R3-13a

PREFERENTIAL ONLY LANE AHEAD (OVERHEAD)

\*Series 2000 Standard Alphabets.  
 \*\*Reduce spacing to fit.

**C**

A	B	C	D	E	F	G	H	J	K	L	M
66	36	.625	.875	4.5	5 E	4	3.5 D	3.5	4	3 D	5
84	48	.75	1.25	7	6 E	5	4.5 D	4.5	5	4 D	7.5
144	78	1.5	2	10	10 E	8.5	8 D	8	8.5	7 D	10

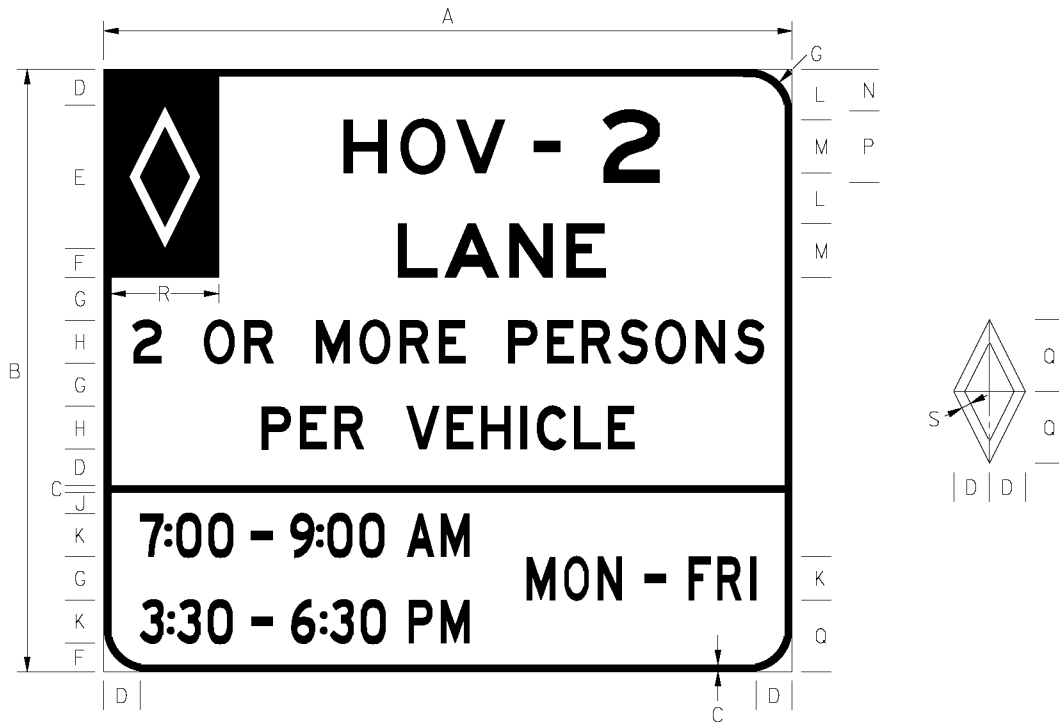
  

N	P	Q	R	S	T	U	V	W	X	Y	Z
23.694	23.363	14.235	23.694	13	10	5.375	5	3	.875	28.5	2.25
28.332	30.058	18.308	28.332	17	13	6.875	6.5	4	1	36.403	3
47.218	53.426	32.541	47.218	29	21	11.25	11	7	2	64	6

COLORS: LEGEND — BLACK  
 BACKGROUND — WHITE (RETROREFLECTIVE)  
 SYMBOL — WHITE (RETROREFLECTIVE) ON BLACK

**SHA** REFERENCES

MdMUTCD SECTION - 2B.26, 2B.27, 2B.28, 2E.59



NOTE: SAMPLE TIME/DAY MESSAGES SHOWN.

SIGN SIZE	DIMENSIONS (INCHES)								
	A	B	C	D	E	F	G	H	J
STD	192	168	2	10	40	8	12	12D	6

SIGN SIZE	DIMENSIONS (INCHES)							
	K	L	M	N	P	Q	R	S
STD	12C	14	15E	11-1/2	20E	20	30	2-3/4

REFERENCES

MdMUTCD SECTION - 2B.26, 2B.27, 2B.28, 2E.59

COLORS

LEGEND - BLACK

BACKGROUND - WHITE

HOV DIAMOND - WHITE ON BLACK

APPROVED Tom Hicks (signature on file)  
DIRECTOR - OFFICE OF TRAFFIC AND SAFETY

**Maryland Department of Transportation**  
**STATE HIGHWAY ADMINISTRATION**  
MARYLAND STANDARD HIGHWAY SIGNS



APPROVAL • SHA REVISIONS	APPROVAL • FEDERAL HIGHWAY ADMINISTRATION
APPROVAL <b>03/02/2009</b>	APPROVAL
REVISED	REVISED
REVISED	REVISED
REVISED	REVISED

**HOV LANE (OVERHEAD)**

**SIGN NUMBER**

**R3-13a(1)**



\*\*\* FOR ARROWHEAD DIMENSIONS REFER TO ARROWS FOR GUIDE  
 SIGNS DOWN-ARROW DETAIL IN APPENDIX-ARROW SECTION FROM  
 FWHA'S STANDARD HIGHWAY SIGNS BOOK-APPENDIX SECTION

R3-14

PREFERENTIAL ONLY LANE OPERATION (OVERHEAD)

\*Series 2000 Standard Alphabets.  
 \*\*Reduce spacing to fit.

	A	B	C	D	E	F	G	H	J	K	L	M	N
<b>C</b>	72	60	1	1.25	14	8 E	4	4	5 D	4	9.5	3.5	15.785
	96	72	1.25	1.5	15	9 E	6	6	7 D	6	10	4	17.819
	144	106	1.5	2	18	16 E	9	9.5	9 D	5	18	5.5	31.75

	P	Q	R	S	T	U	V	W	X	Y
	25.261	11.239	18.613	31	11	4	7.625	1	22	3
	28.356	11.871	21.395	43	15	5	10	1.5	30	4
	50.345	21.5	38.205	64	22	8	15	2	40	6

COLORS: LEGEND — BLACK  
 BACKGROUND — WHITE (RETROREFLECTIVE)  
 SYMBOL — WHITE (RETROREFLECTIVE ON BLACK)

SHA REFERENCES  
 MdMUTCD SECTION - 2B.26, 2B.27, 2B.28, 2E.59





R3-14a

PREFERENTIAL ONLY LANE OPERATION (OVERHEAD)

**SHA** \*\*\* FOR ARROWHEAD DIMENSIONS REFER TO ARROWS FOR GUIDE  
 SIGNS DOWN-ARROW DETAIL IN APPENDIX-ARROW SECTION FROM  
 FHWA'S STANDARD HIGHWAY SIGNS BOOK-APPENDIX SECTION

\*Series 2000 Standard Alphabets.  
 \*\*Reduce spacing to fit.

	A	B	C	D	E	F	G	H	J	K	L	M	N
<b>C</b>	72	60	1	1.25	6	8 E	4	6	5 D	3	2	9.5	3.5
	96	72	1.25	1.5	6	9 E	6	6	7 D	5	3	10	4
	144	106	1.5	2	10	14 E	8	10.5	9 D	7	6	13	5.5

	O	P	Q	R	S	T	U	V	W	X	Y	Z
	15.785	25.261	11.239	18.613	26	12.555	11	4	7.625	1	22	3
	17.819	28.356	11.871	21.395	35.936	17.576	15	5	10	1.5	30	4
	26.715	45.174	19.464	31.984	45.559	22.598	22	8	15	2	40	6

COLORS: LEGEND — BLACK  
 BACKGROUND — WHITE (RETROREFLECTIVE)  
 SYMBOL — WHITE (RETROREFLECTIVE ON BLACK)

**SHA** SIGN SHALL NOT BE USED ALONG STATE OWNED,  
 OPERATED AND MAINTAINED ROADWAYS.



**SHA** SIGN SHALL NOT BE USED ALONG STATE OWNED, OPERATED AND MAINTAINED ROADWAYS.

R3-14b

PREFERENTIAL ONLY LANE OPERATION (OVERHEAD)

\*Series 2000 Standard Alphabets.

\*\*Reduce spacing to fit.

**SHA** \*\*\* FOR ARROWHEAD DIMENSIONS REFER TO ARROWS FOR GUIDE SIGNS DOWN-ARROW DETAIL IN APPENDIX-ARROW SECTION FROM FWHA'S STANDARD HIGHWAY SIGNS BOOK-APPENDIX SECTION

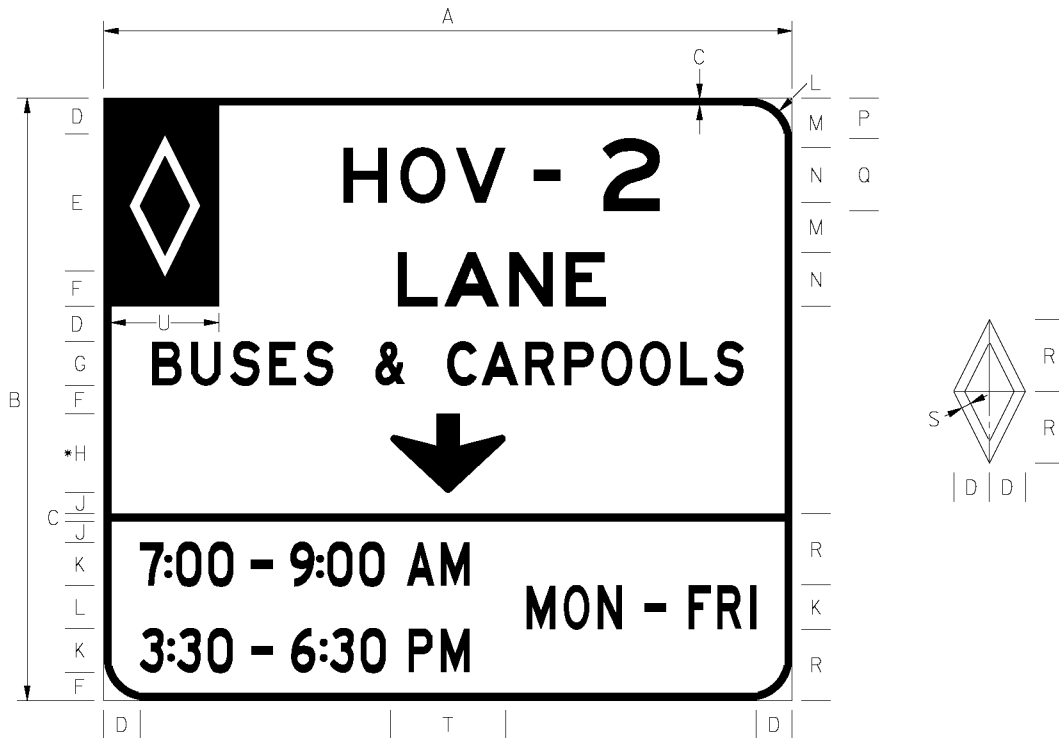
**C**

A	B	C	D	E	F	G	H	J	K	L	M
72	60	1	1.25	12	8 E	5	10	4 D	13	31	14.645
96	72	1.25	1.5	14	10 E	7	10	6 D	15	41	18.305
144	106	1.5	2	20	15 E	9	18	8 D	21	61.366	27.987

N	P	Q	R
31	8	5.375	3
43	10	6.25	4
62	15	9.25	6

COLORS: LEGEND — BLACK  
BACKGROUND — WHITE (RETROREFLECTIVE)



**NOTES:**

1. SAMPLE TIME/DAY MESSAGES SHOWN.
2. FOR ARROW DIMENSIONS REFER TO ARROWS FOR GUIDE SIGNS DOWN-ARROW DETAIL IN APPENDIX-ARROW SECTION FROM FHWA'S STANDARD HIGHWAY SIGNS BOOK-APPENDIX SECTION.

\* ARROW MAY BE REPLACED WITH WORD MESSAGES USING "G" DIMENSION, "LEFT LANE", ETC. WORD MESSAGE SHOULD BE VERTICALLY CENTERED ABOUT "H" DIMENSION

SIGN SIZE	DIMENSIONS (INCHES)								
	A	B	C	D	E	F	G	H	J
STD	192	168	2	10	40	10	12D	22	6

SIGN SIZE	DIMENSIONS (INCHES)								
	K	L	M	N	P	Q	R	S	T
STD	12C	12	14	15E	11-1/2	20E	20	2-3/4	32

**REFERENCES**

MdMUTCD SECTION - 2B.26, 2B.27, 2B.28, 2E.59

**COLORS**

- LEGEND - BLACK
- BACKGROUND - WHITE
- HOV DIAMOND - WHITE ON BLACK

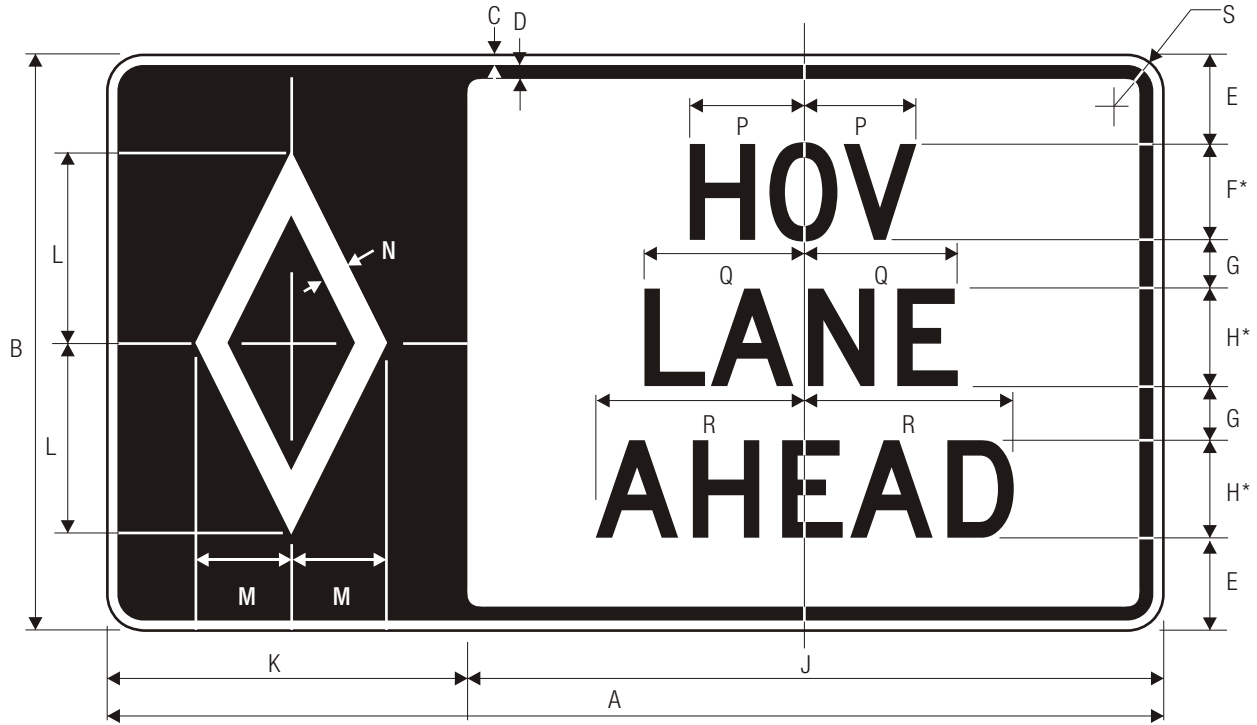
APPROVED Tom Hicks (signature on file)  
DIRECTOR - OFFICE OF TRAFFIC AND SAFETY

**Maryland Department of Transportation**  
**STATE HIGHWAY ADMINISTRATION**  
MARYLAND STANDARD HIGHWAY SIGNS  
**HOV LANE USE (OVERHEAD)**



APPROVAL • SHA REVISIONS	APPROVAL • FEDERAL HIGHWAY ADMINISTRATION
APPROVAL <b>03/02/2009</b>	APPROVAL
REVISED	REVISED
REVISED	REVISED
REVISED	REVISED

**SIGN NUMBER** **R3-14(1)**



**R3-15**

HOV LANE AHEAD (OVERHEAD)

\*Series 2000 Standard Alphabets.

**C**

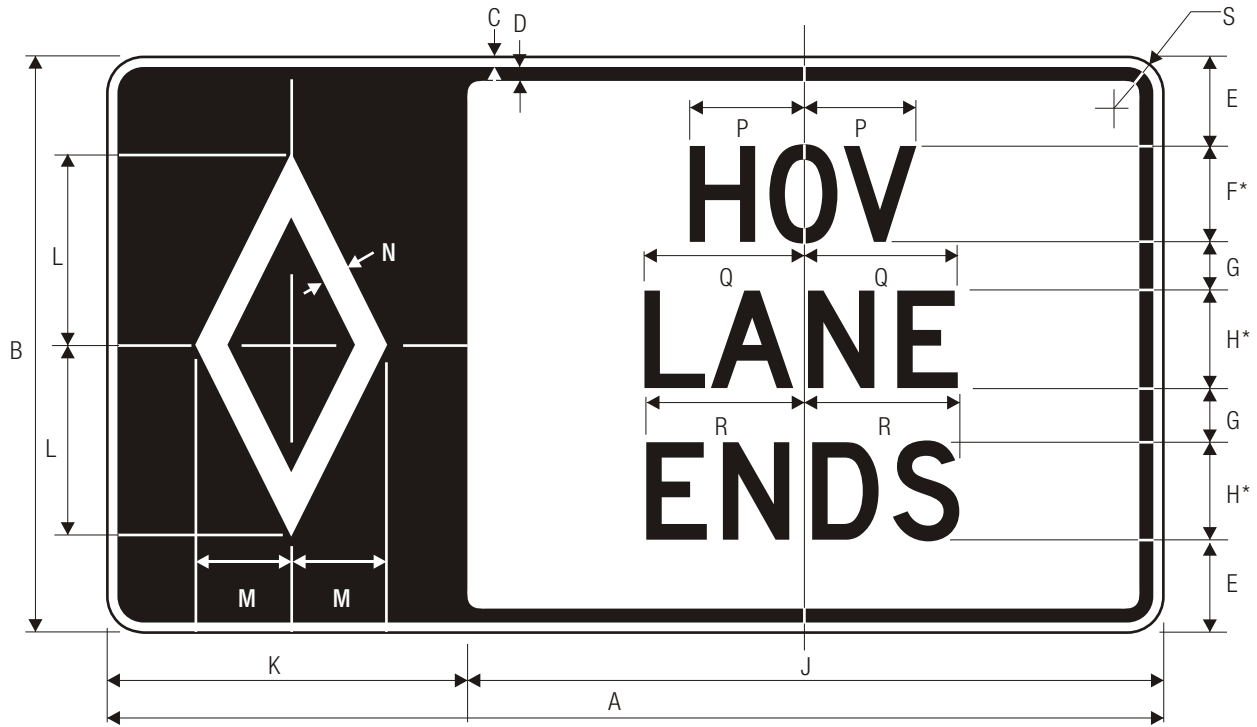
A	B	C	D	E	F	G	H	J	K	L	M
66	36	.625	.875	6	6 D	3	6 D	42	24	12	6
84	48	.75	1.25	8	8 D	4	8 D	54	30	16	8
102	60	1	1.5	10	10 D	5	10 D	66	36	20	10

N	P	Q	R	S
1.75	7.465	9.687	12.949	2.25
2.25	9.967	12.929	17.253	3
2.75	12.449	16.092	21.476	3.75

**COLORS:** LEGEND – BLACK  
 BACKGROUND – WHITE (RETROREFLECTIVE)  
 SYMBOL – WHITE (RETROREFLECTIVE) ON BLACK

**SHA REFERENCES**

MdMUTCD SECTION - 2B.26, 2B.27, 2B.28, 2E.59



**R3-15a**

HOV LANE ENDS (OVERHEAD)

\*Series 2000 Standard Alphabets.

**C**

A	B	C	D	E	F	G	H	J	K	L	M
66	36	.625	.875	6	6 D	3	6 D	42	24	12	6
84	48	.75	1.25	8	8 D	4	8 D	54	30	16	8
102	60	1	1.5	10	10 D	5	10 D	66	36	20	10

N	P	Q	R	S
1.75	7.465	9.687	9.687	2.25
2.25	9.967	12.929	12.909	3
2.75	12.449	16.092	16.072	3.75

**COLORS:** LEGEND – BLACK  
 BACKGROUND – WHITE (RETROREFLECTIVE)  
 SYMBOL – WHITE (RETROREFLECTIVE) ON BLACK

**SHA REFERENCES**

MdMUTCD SECTION - 2B.26, 2B.27, 2B.28, 2E.59




**SMA** REFERENCES  
MdMUTCD SECTION - 5B.04, 9B.04

R3-17  
BIKE LANE



**SMA** REFERENCES  
MdMUTCD SECTION - 5B.04, 9B.04

R3-17a  
BIKE LANE AHEAD

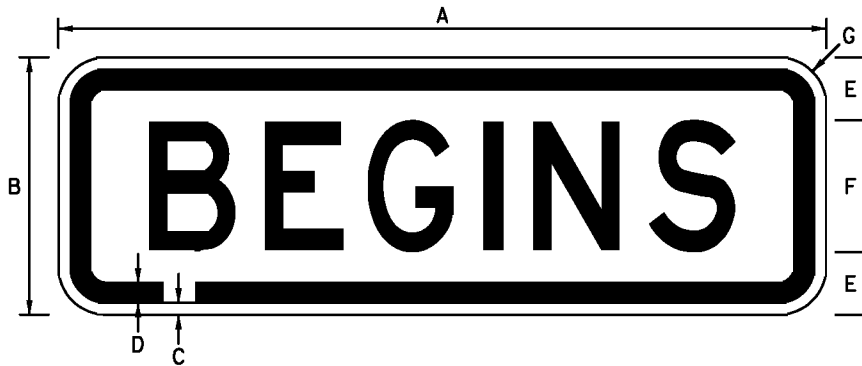


**SMA** REFERENCES  
MdMUTCD SECTION - 5B.04, 9B.04

R3-17b  
BIKE LANE ENDS

**SMA** \*Series 2000 Standard Alphabets.  
\*\* FOR SYMBOL DESIGN REFER TO THE APPENDIX-GRID SECTION  
FROM FHWA'S STANDARD HIGHWAY SIGNS BOOK-APPENDIX SECTION

COLORS: LEGEND — BLACK  
BACKGROUND — WHITE (RETROREFLECTIVE)



NOTE: FOR USE ONLY WITH R3-17.

SIGN SIZE	DIMENSIONS (INCHES)						
	A	B	C	D	E	F	G
STD	24	8	3/8	5/8	2	4D	1-1/2

REFERENCES

MdMUTCD SECTION - 9B.04

COLORS

LEGEND - BLACK  
BACKGROUND - WHITE

APPROVED Tom Hicks (signature on file)  
DIRECTOR - OFFICE OF TRAFFIC AND SAFETY

**Maryland Department of Transportation**  
**STATE HIGHWAY ADMINISTRATION**  
MARYLAND STANDARD HIGHWAY SIGNS



APPROVAL • SHA REVISIONS	APPROVAL • FEDERAL HIGHWAY ADMINISTRATION
APPROVAL <b>03/20/2012</b>	APPROVAL
REVISED	REVISED
REVISED	REVISED
REVISED	REVISED

**BEGINS**

**SIGN NUMBER**

**R3-17cP(1)**



**R3-18**

**COMBINATION U-TURN & LEFT TURN PROHIBITION**

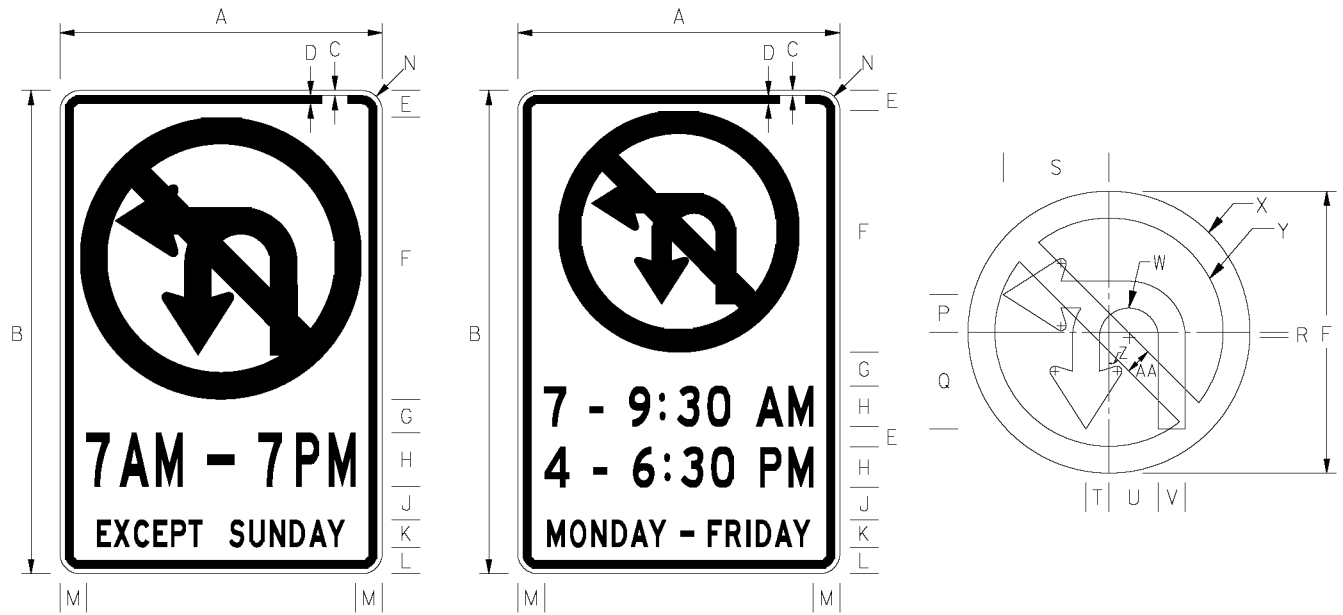
**SMA** \* FOR ARROWHEAD DIMENSIONS REFER TO STANDARD ARROW DETAILS IN APPENDIX-ARROWS SECTION FROM FHWA'S STANDARD HIGHWAY SIGNS BOOK-APPENDIX SECTION.

	A	B	C	D	E	F	G	H	J	K	L
<b>C</b>	24	.375	.625	10.407	8.566	2.081	3.682	1.841	6.805	.400	51.879
	30	.5	.75	13	10.728	2.601	4.603	2.281	8.526	.480	1.801
	36	.625	.875	15.611	12.889	3.122	5.524	2.722	10.247	.560	2.161
	48	.75	1.25	20.815	17.133	4.163	7.365	3.682	13.610	.800	2.882

	M	N	P	Q	R	S
	4.323	2.241	2.922	1.601	8.086	1.5
	5.404	2.802	3.642	2	10.087	1.875
	6.484	3.362	4.363	2.401	12.089	2.25
	8.646	4.483	5.844	3.202	16.172	3

**COLORS:** CIRCLE & DIAGONAL — RED (RETROREFLECTIVE)  
 SYMBOL & BORDER — BLACK  
 BACKGROUND — WHITE (RETROREFLECTIVE)





**NOTES:**

1. SAMPLE TIME/DAY MESSAGES SHOWN.
2. FOR ARROWHEAD DIMENSIONS REFER TO STANDARD ARROW DETAILS IN APPENDIX-ARROWS SECTION FROM FHWA'S STANDARD HIGHWAY SIGNS BOOK-APPENDIX (FOR "MINIMUM 2 TIME LINES" SIGN SCALE DOWN DETAILS FOR ARROWHEAD DIMENSIONS).

SIGN SIZE	DIMENSIONS (INCHES)											
	A	B	C	D	E	F	G	H	J	K	L	M
MINIMUM 1 TIME LINE	24	36	3/8	5/8	2	2I	2-1/2	4B	2-1/2	2C	2	2
MINIMUM 2 TIME LINES	24	36	3/8	5/8	1-1/2	1B	2-1/2	3C	2-1/2	2C	2	2
STANDARD 1 TIME LINE	30	42	1/2	3/4	2	26-1/4	1-3/4	5B	2	3B	2	2-1/2
STANDARD 2 TIME LINES	30	42	1/2	3/4	1-3/4	22-1/2	1-1/2	4C	1-1/2	3B	2	2-1/2

SIGN SIZE	DIMENSIONS (INCHES)												
	N	P	Q	R	S	T	U	V	W	X	Y	Z	AA
MINIMUM 1 TIME LINE	1-1/2	2-51/64	6-13/16	13/32	7-7/8	1-23/32	3-11/16	2	2-13/64	10-1/2	8-1/2	45°	2
MINIMUM 2 TIME LINES	1-1/2	2-3/32	5-27/64	5/16	6-1/2	1-9/32	2-25/32	1-1/2	1-21/32	9	7-9/32	45°	1-23/32
STANDARD 1 TIME LINE	1-7/8	3-1/2	8-33/64	1/2	9-27/32	2-9/64	4-39/64	2-1/2	2-3/4	13-1/8	10-5/8	45°	2-1/2
STANDARD 2 TIME LINES	1-7/8	3-1/8	7-21/32	29/64	8-1/2	1-59/64	4-9/64	2-1/4	2-15/32	11-1/4	9-7/64	45°	2-9/64

**REFERENCES**

MdMUTCD SECTION - 2B.19, 2B.20, 5B.04

**COLORS**

LEGEND - BLACK  
 BACKGROUND - WHITE  
 CIRCLE & DIAGONAL - RED

APPROVED Tom Hicks (signature on file)  
 DIRECTOR - OFFICE OF TRAFFIC AND SAFETY

**Maryland Department of Transportation**  
**STATE HIGHWAY ADMINISTRATION**  
 MARYLAND STANDARD HIGHWAY SIGNS

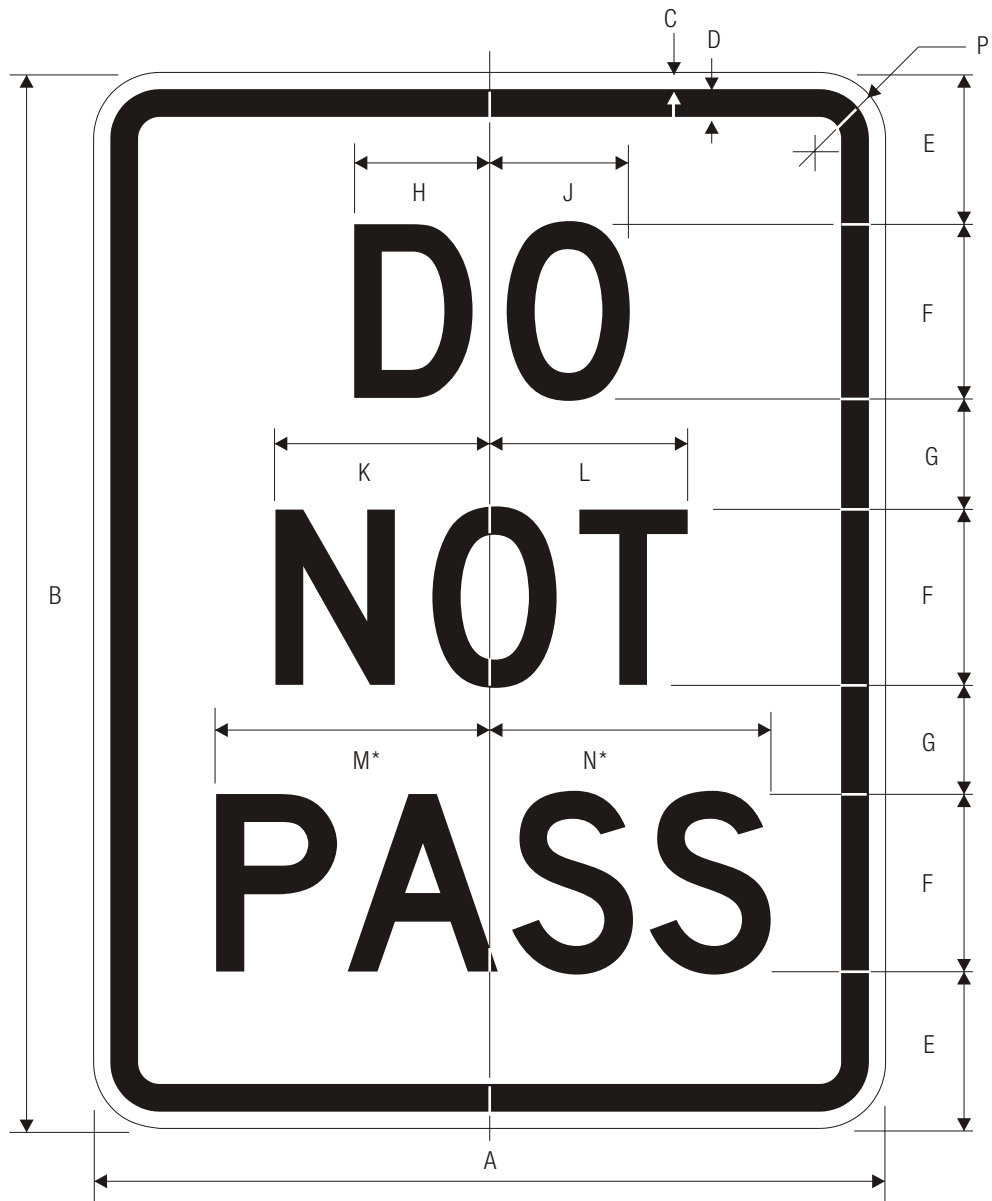


APPROVAL • SHA REVISIONS	APPROVAL • FEDERAL HIGHWAY ADMINISTRATION
APPROVAL <b>03/02/2009</b>	APPROVAL
REVISED	REVISED
REVISED	REVISED
REVISED	REVISED

**NO LEFT OR U TURN (TIME - DAY MESSAGES)**

**SIGN NUMBER**

**R3-18(1)**



R4-1  
DO NOT PASS

\*Reduce spacing to fit.

**C**

A	B	C	D	E	F	G	H	J	K	L
12	18	.375	.438	2.875	2.75 D	2	2.125	2.188	3.188	3.438
18	24	.375	.625	3.5	4 D	2.5	3.125	3.313	4.75	4.875
24	30	.375	.625	3.5	6 D	2.5	4.688	5	7.125	7.375
36	48	.625	.875	7	8 D	5	6.25	6.625	9.5	9.75
48	60	.75	1.25	8	10 D	7	7.75	8.313	11.875	12.25

M	N	P
4.188	4.438	1.5
6.25	6.5	1.5
9.375	9.75	1.5
12.5	13	2.25
15.625	16.25	3

COLORS: LEGEND — BLACK  
BACKGROUND — WHITE (RETROREFLECTIVE)

SHA REFERENCES

MdMUTCD SECTION - 2B.29, 2B.30, 2C.35, 5B.04



SIGN SIZE	DIMENSIONS (INCHES)							
	A	B	C	D	E	F	G	H
STD	24	30	3/8	5/8	2-9/16	4D	2-1/16	1-1/2
EXPWY	36	48	5/8	7/8	5-7/16	6D	3-1/16	2-1/4
FWY	48	60	3/4	1-1/4	5-5/8	8D	3-7/8	3

REFERENCES

MdMUTCD SECTION - 2B.29, 2B.30

COLORS

LEGEND - BLACK

BACKGROUND - WHITE

APPROVED Tom Hicks (signature on file)  
DIRECTOR - OFFICE OF TRAFFIC AND SAFETY

**Maryland Department of Transportation**  
**STATE HIGHWAY ADMINISTRATION**  
MARYLAND STANDARD HIGHWAY SIGNS

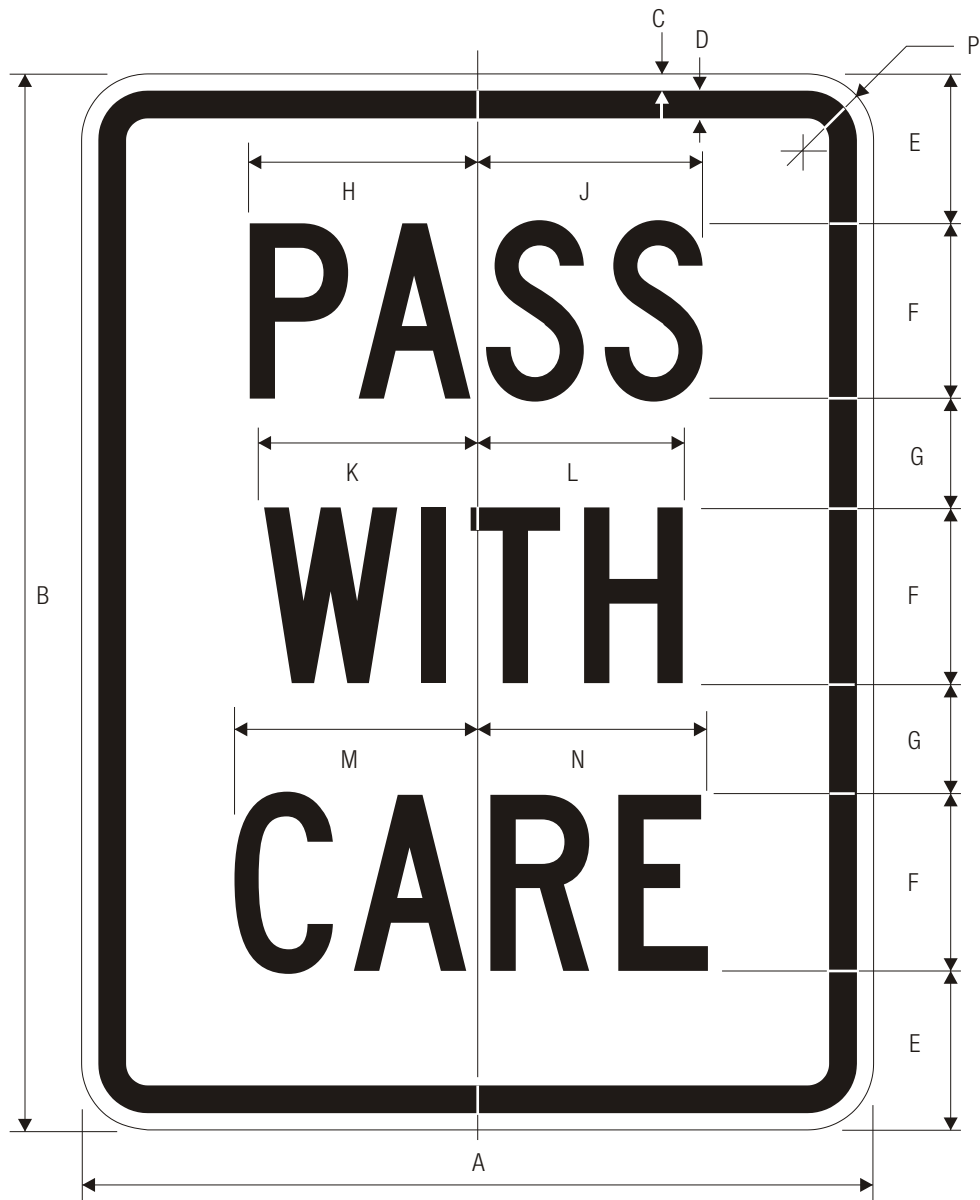


APPROVAL • SHA REVISIONS	APPROVAL • FEDERAL HIGHWAY ADMINISTRATION
APPROVAL <b>03/02/2009</b>	APPROVAL
REVISED	REVISED
REVISED	REVISED
REVISED	REVISED

**TRUCKS - DO NOT PASS**

**SIGN NUMBER**

**R4-1(1)**



R4-2

PASS WITH CARE

**C**

A	B	C	D	E	F	G	H	J	K	L
12	18	.375	.438	2.5	3 C	2	3.75	4	3.75	3.375
18	24	.375	.625	3.5	4 C	2.5	5.438	5.625	5	4.75
24	30	.375	.625	3.5	6 C	2.5	8.188	8.438	7.5	7.188
36	48	.625	.875	7	8 C	5	10.875	11.25	10	9.5
48	60	.75	1.25	8	10 C	7	13.625	14.063	12.5	11.938

M	N	P
3.938	4.125	1.5
5.375	5.5	1.5
8	8.25	1.5
10.688	11	2.25
13.375	13.75	3

COLORS: LEGEND — BLACK  
 BACKGROUND — WHITE (RETROREFLECTIVE)

**SHA** REFERENCES

MdMUTCD SECTION - 2B.29, 2B.30, 2C.35, 5B.04



SIGN SIZE	DIMENSIONS (INCHES)							
	A	B	C	D	E	F	G	H
STD	24	30	3/8	5/8	2-9/16	4D	2-1/16	1-1/2
EXPWY	36	48	5/8	7/8	5-7/16	6D	3-1/16	2-1/4
FWY	48	60	3/4	1-1/4	5-5/8	8D	3-7/8	3

REFERENCES

MdMUTCD SECTION - 2B.29, 2B.30

COLORS

LEGEND - BLACK  
BACKGROUND - WHITE

APPROVED Tom Hicks (signature on file)  
DIRECTOR - OFFICE OF TRAFFIC AND SAFETY

**Maryland Department of Transportation**  
**STATE HIGHWAY ADMINISTRATION**  
MARYLAND STANDARD HIGHWAY SIGNS



APPROVAL • SHA REVISIONS	APPROVAL • FEDERAL HIGHWAY ADMINISTRATION
APPROVAL <b>03/02/2009</b>	APPROVAL
REVISED	REVISED
REVISED	REVISED
REVISED	REVISED

**TRUCKS - PASS WITH CARE**

**SIGN NUMBER**

**R4-2(1)**



R4-3

\*Reduce spacing 25%.

SLOWER TRAFFIC KEEP RIGHT


**SHA** SIGN SHALL NOT BE USED ALONG STATE OWNED, OPERATED AND MAINTAINED ROADWAYS.

A	B	C	D	E	F	G	H	J	K	L	M
12	18	.375	.438	3.25	1.75 D	1.5	4.313	4.5	2.625	2.813	3
18	24	.375	.625	3	3 D	2	7.313	7.5	4.563	4.875	5.25
24	30	.375	.625	3.625	4 D	2.25	9.75	10	6	6.563	7.125
36	48	.625	.875	6	6 D	4	14.625	15	9	9.813	10.688
48	60	.75	1.25	7.25	8 D	4.5	19.5	20	12	13.125	14.25

**C**

N	P
3.25	1.5
5.75	1.5
7.625	1.5
11.375	2.25
15.25	3

COLORS: LEGEND — BLACK  
 BACKGROUND — WHITE (RETROREFLECTIVE)



\* SPACING REDUCED BY 25%

SIGN SIZE	DIMENSIONS (INCHES)								
	A	B	C	D	E	F	G	H	J
SPECIAL	12	18	3/8	7/16	2-1/8	1-3/4D	1-3/4	2-1/2D	1-1/2
MIN	18	24	3/8	5/8	2-3/8	3D	1-3/4	4D	1-1/2
STD	24	30	3/8	5/8	3	4D	2	5D	1-1/2
EXPWY	36	48	5/8	7/8	4	6D	4	8D	2-1/4
FWY	48	60	3/4	1-1/4	5-1/4	8D	4-1/2	10D	3

REFERENCES

MdMUTCD SECTION - 2B.31, 2B.32, 5B.04

COLORS

LEGEND - BLACK  
BACKGROUND - WHITE

APPROVED Tom Hicks (signature on file)  
DIRECTOR - OFFICE OF TRAFFIC AND SAFETY

**Maryland Department of Transportation**  
**STATE HIGHWAY ADMINISTRATION**  
MARYLAND STANDARD HIGHWAY SIGNS



APPROVAL • SHA REVISIONS	APPROVAL • FEDERAL HIGHWAY ADMINISTRATION
APPROVAL <b>03/02/2009</b>	APPROVAL
REVISED	REVISED
REVISED	REVISED
REVISED	REVISED

**SLOWER TRAFFIC KEEP RIGHT**

**SIGN NUMBER**

**R4-3(1)**



R4-4

BEGIN RIGHT TURN LANE - YIELD TO BIKES

\*Reduce spacing 20%.

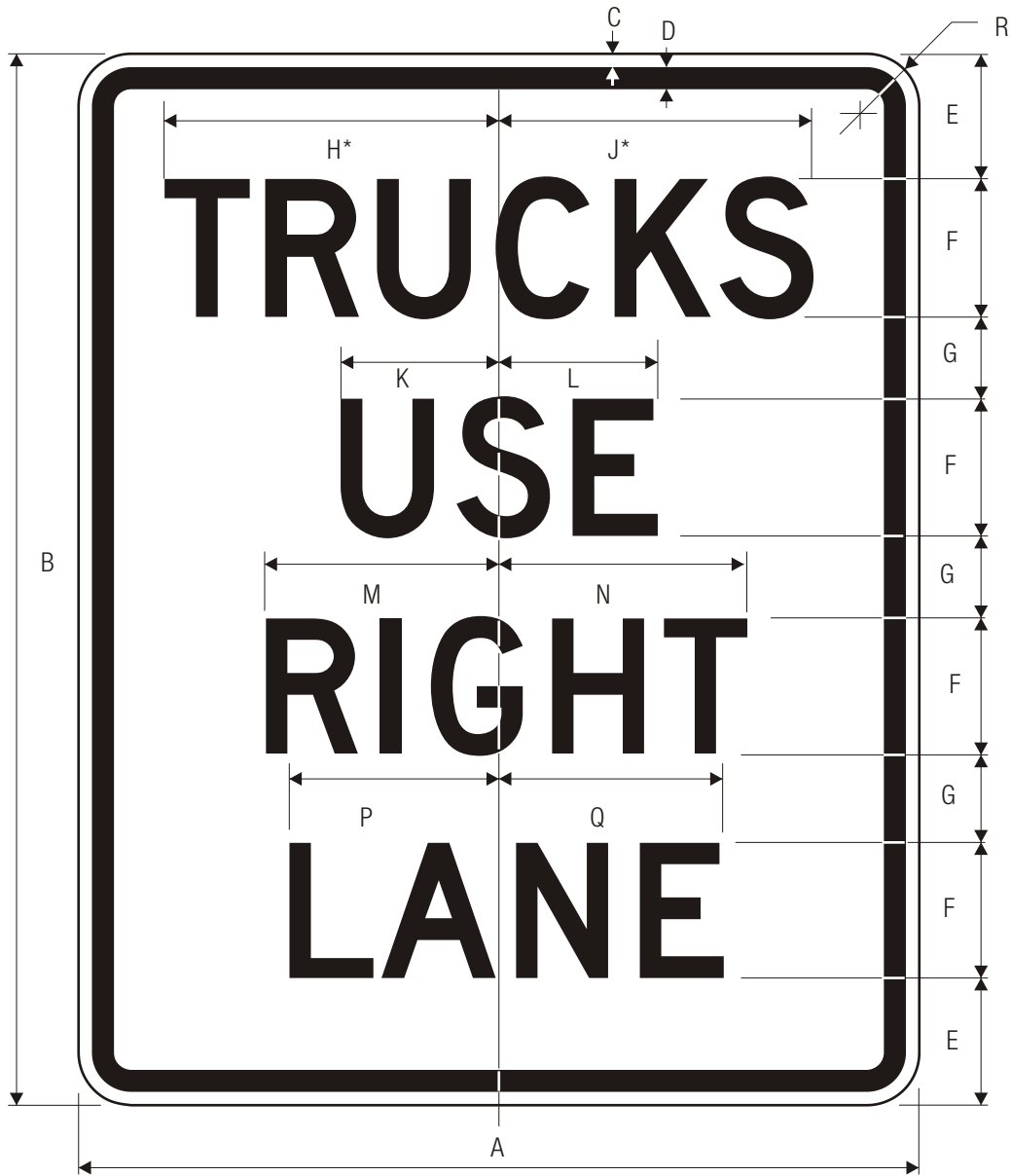
\*\*Optically locate arrow,

**SMA** FOR ARROWHEAD DIMENSIONS REFER TO STANDARD ARROW DETAILS IN APPENDIX-ARROWS SECTION FROM FHWA'S STANDARD HIGHWAY SIGNS BOOK-APPENDIX SECTION.

**SMA** REFERENCES  
MdMUTCD SECTION - 5B.04, 9B.05

COLORS: LEGEND —BLACK  
BACKGROUND —WHITE (RETROREFLECTIVE)  
ARROW —BLACK





R4-5

TRUCKS USE RIGHT LANE

\*Reduce spacing 32%.

**C**

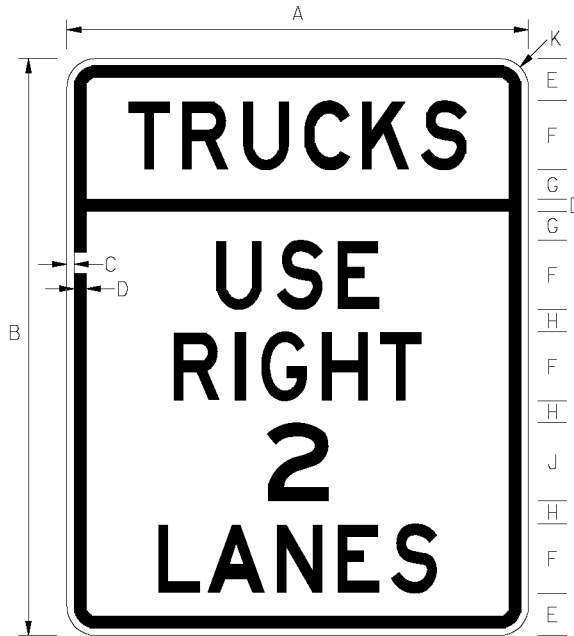
A	B	C	D	E	F	G	H	J	K	L	M
24	30	.375	.625	3.625	4 D	2.24	9.563	9.188	4.75	5	7.125
36	48	.625	.875	6	6 D	4	14.313	13.813	7.125	7.5	10.688
48	60	.75	1.25	7.25	8 D	4.5	19.125	18.375	9.5	10	14.25

N	P	Q	R
7.625	6.25	6.625	1.5
11.375	9.375	9.938	2.25
14.25	12.5	13.25	3

COLORS: LEGEND —BLACK  
BACKGROUND —WHITE (RETROREFLECTIVE)

**SMA** REFERENCES  
MdMUTCD SECTION - 2B.32, 5B.04



SIGN SIZE	DIMENSIONS (INCHES)									
	A	B	C	D	E	F	G	H	J	K
FWY	48	60	3/4	1-1/4	4-1/2	70	3-1/8	2-1/2	8E	3

REFERENCES

MdMUTCD SECTION - 2B.32

COLORS

LEGEND - BLACK

BACKGROUND - WHITE

APPROVED Tom Hicks (signature on file)  
DIRECTOR - OFFICE OF TRAFFIC AND SAFETY

**Maryland Department of Transportation  
STATE HIGHWAY ADMINISTRATION**

MARYLAND STANDARD HIGHWAY SIGNS

**TRUCKS - USE RIGHT TWO LANES**



APPROVAL • SHA REVISIONS	APPROVAL • FEDERAL HIGHWAY ADMINISTRATION
APPROVAL <b>03/02/2009</b>	APPROVAL
REVISED	REVISED
REVISED	REVISED
REVISED	REVISED

**SIGN NUMBER**

**R4-5(1)**



SIGN SIZE	DIMENSIONS (INCHES)								
	A	B	C	D	E	F	G	H	J
STD	24	30	3/8	5/8	3-5/8	4D	2-1/4	4C	1-1/2
EXPWY	36	48	5/8	7/8	6	6D	4	6C	2-1/4
FWY	48	60	3/4	1-1/4	7-1/4	8D	4-1/2	8C	3

REFERENCES

MdMUTCD SECTION - 2B.32

COLORS

LEGEND - BLACK  
BACKGROUND - WHITE

APPROVED Tom Hicks (signature on file)  
DIRECTOR - OFFICE OF TRAFFIC AND SAFETY


**Maryland Department of Transportation**  
**STATE HIGHWAY ADMINISTRATION**  
MARYLAND STANDARD HIGHWAY SIGNS  
**END TRUCK LANE CONTROL**



APPROVAL • SHA REVISIONS	APPROVAL • FEDERAL HIGHWAY ADMINISTRATION
APPROVAL <b>03/02/2009</b>	APPROVAL
REVISED	REVISED
REVISED	REVISED
REVISED	REVISED

**SIGN NUMBER**

**R4-5(2)**



\* SPACING REDUCED BY 75%  
 \*\* "VEHICLES" MESSAGE SHALL BE USED FOR MdTA ROADWAYS ONLY,  
 "TRUCKS" MESSAGE SHALL BE USED FOR SHA ROADWAYS

SIGN SIZE	DIMENSIONS (INCHES)											
	A	B	C	D	E	F	G	H	J	K	L	M
FWY	48	84	3/4	1-1/4	5	10E	4-1/2	8C	6E	8E	6-1/2	3

REFERENCES

MdMUTCD SECTION - 2B.32

COLORS

LEGEND - BLACK

BACKGROUND - WHITE

APPROVED Tom Hicks (signature on file)  
 DIRECTOR - OFFICE OF TRAFFIC AND SAFETY

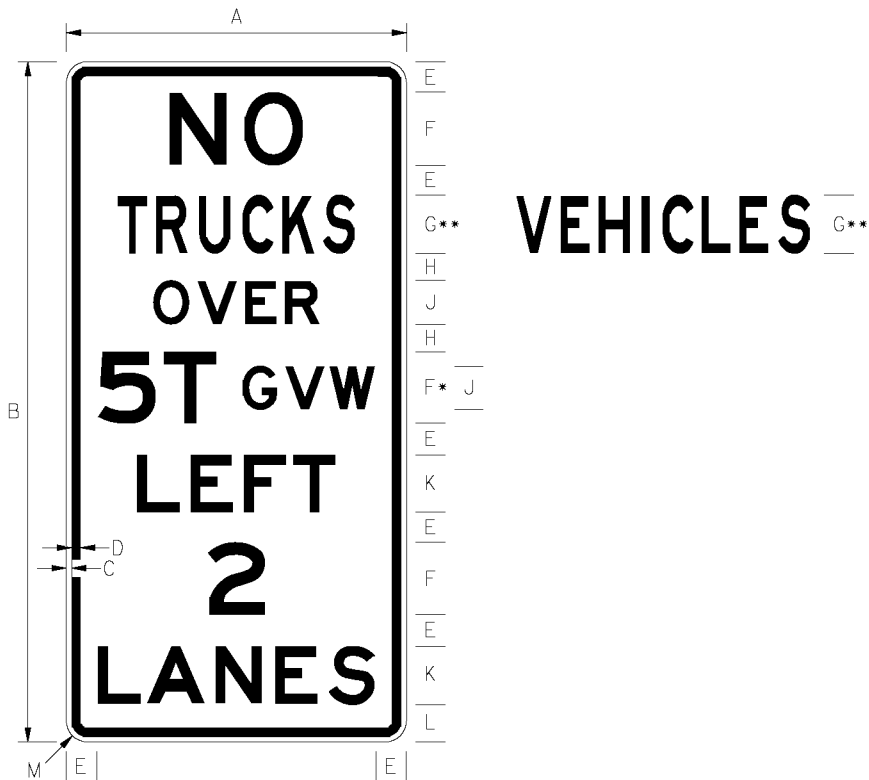
**Maryland Department of Transportation**  
**STATE HIGHWAY ADMINISTRATION**  
 MARYLAND STANDARD HIGHWAY SIGNS  
**VEHICLE LANE RESTRICTION**  
**(LEFT LANE)**



APPROVAL • SHA REVISIONS	APPROVAL • FEDERAL HIGHWAY ADMINISTRATION
APPROVAL <b>03/02/2009</b>	APPROVAL
REVISED	REVISED
REVISED	REVISED
REVISED	REVISED

**SIGN NUMBER**

**R4-5(3)**



- \* SPACING REDUCED BY 75%
- \*\* "VEHICLES" MESSAGE SHALL BE USED FOR MdTA ROADWAYS ONLY,  
"TRUCKS" MESSAGE SHALL BE USED FOR SHA ROADWAYS

SIGN SIZE	DIMENSIONS (INCHES)											
	A	B	C	D	E	F	G	H	J	K	L	M
FWY	48	96	3/4	1-1/4	4-1/2	10E	8C	4	6E	8E	5-1/2	3

REFERENCES

MdMUTCD SECTION - 2B.32

COLORS

LEGEND - BLACK

BACKGROUND - WHITE

APPROVED Tom Hicks (signature on file)  
DIRECTOR - OFFICE OF TRAFFIC AND SAFETY

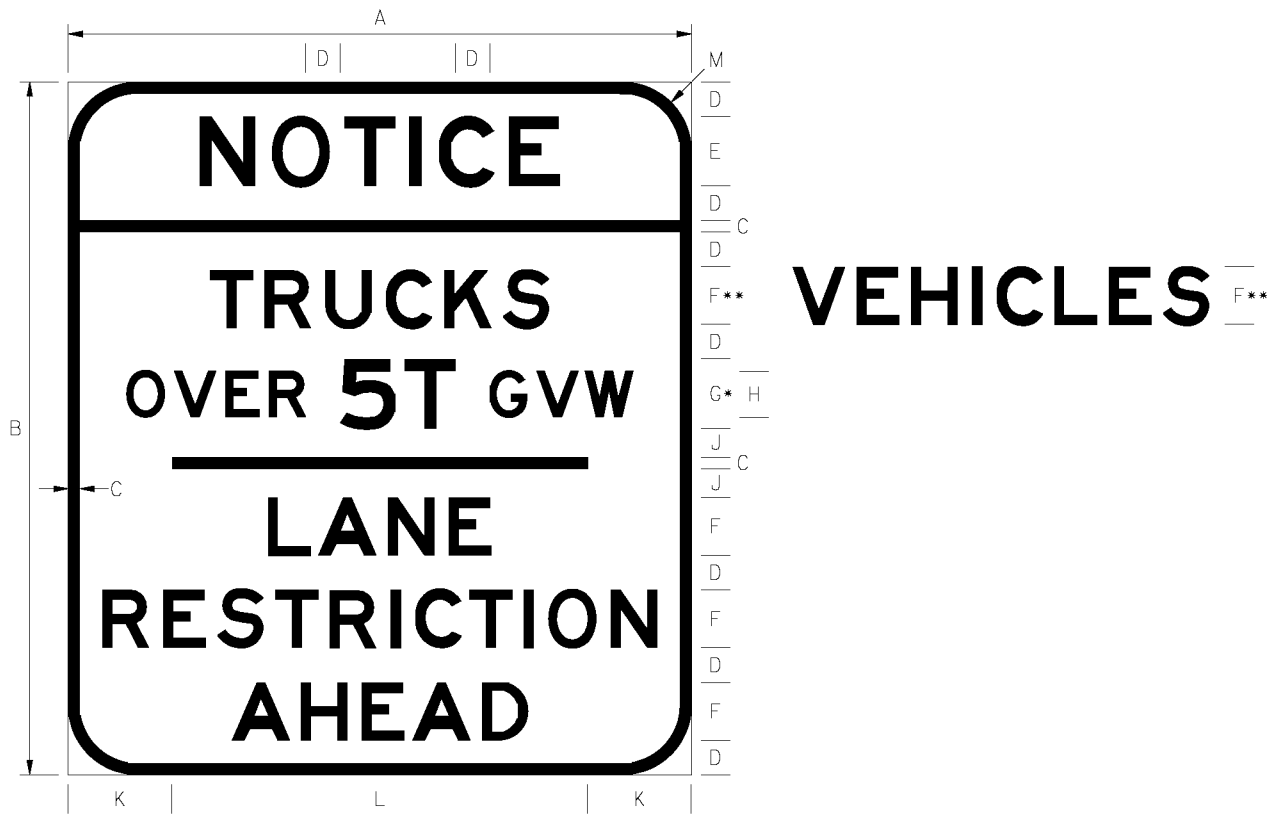
**Maryland Department of Transportation**  
**STATE HIGHWAY ADMINISTRATION**  
MARYLAND STANDARD HIGHWAY SIGNS  
**VEHICLE LANE RESTRICTION**  
**(LEFT 2 LANES)**



APPROVAL • SHA REVISIONS	APPROVAL • FEDERAL HIGHWAY ADMINISTRATION
APPROVAL <b>03/02/2009</b>	APPROVAL
REVISED	REVISED
REVISED	REVISED
REVISED	REVISED

**SIGN NUMBER**

**R4-5(4)**



\* SPACING REDUCED BY 75%  
 \*\* "VEHICLES" MESSAGE SHALL BE USED FOR MdTA ROADWAYS ONLY,  
 "TRUCKS" MESSAGE SHALL BE USED FOR SHA ROADWAYS

SIGN SIZE	DIMENSIONS (INCHES)							
	A	B	C	D	E	F	G	H
FWY	108	120	2	6	12E	10E	12E*	8E

SIGN SIZE	DIMENSIONS (INCHES)			
	J	K	L	M
FWY	5	18	72	12

**REFERENCES**

MdMUTCD SECTION - 2B.32

**COLORS**

**LEGEND**

TOP - BLACK  
 BOTTOM - BLACK

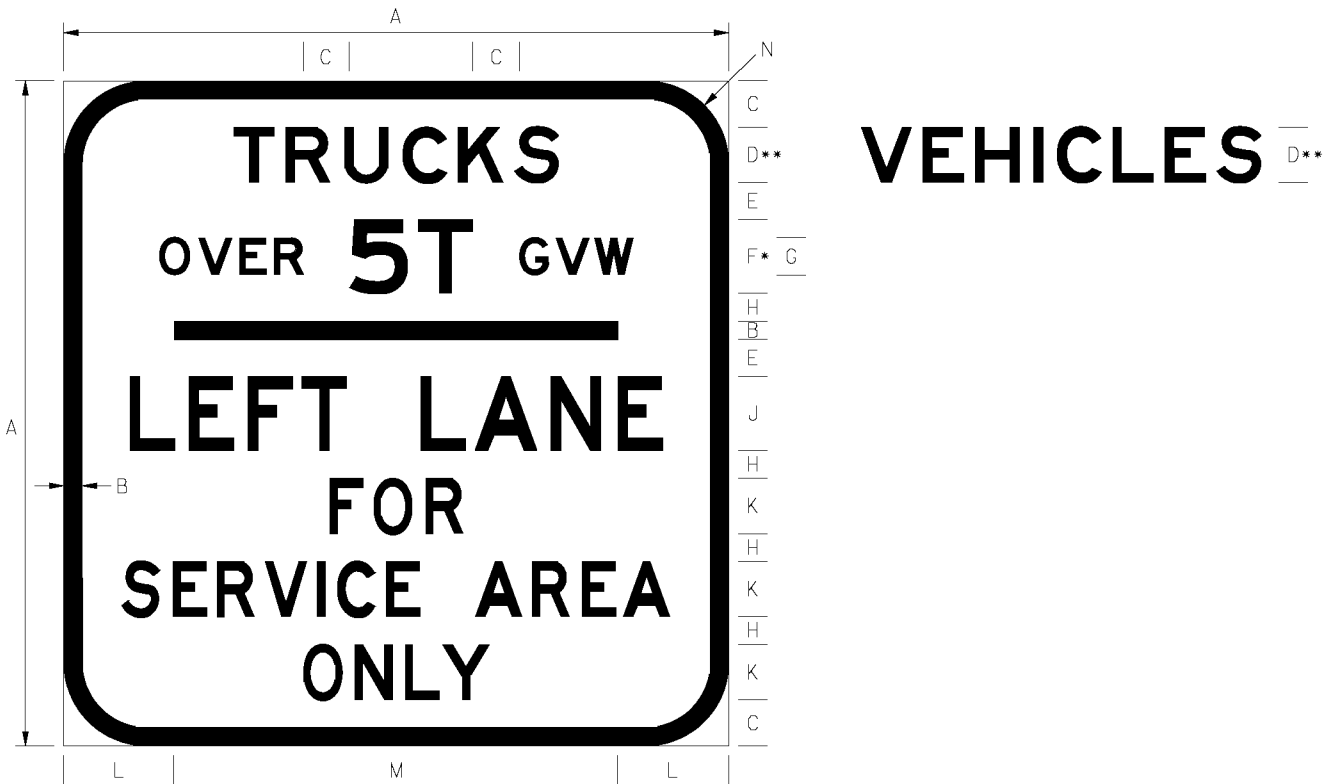
**BACKGROUND**

TOP - FLUORESCENT YELLOW  
 BOTTOM - WHITE

APPROVED	Tom Hicks (signature on file)	
	DIRECTOR - OFFICE OF TRAFFIC AND SAFETY	
	APPROVAL • SHA REVISIONS	APPROVAL • FEDERAL HIGHWAY ADMINISTRATION
	APPROVAL <b>03/02/2009</b>	APPROVAL
	REVISED	REVISED
	REVISED	REVISED
	REVISED	REVISED

**Maryland Department of Transportation**  
**STATE HIGHWAY ADMINISTRATION**  
 MARYLAND STANDARD HIGHWAY SIGNS  
**NOTICE VEHICLE LANE RESTRICTION AHEAD**

**SIGN NUMBER** **R4-5(5)**



\* SPACING REDUCED BY 75%  
 \*\* "VEHICLES" MESSAGE SHALL BE USED FOR MdTA ROADWAYS ONLY,  
 "TRUCKS" MESSAGE SHALL BE USED FOR SHA ROADWAYS

SIGN SIZE	DIMENSIONS (INCHES)							
	A	B	C	D	E	F	G	H
FWY	72	2	5	6E	4	8E*	4E	3

SIGN SIZE	DIMENSIONS (INCHES)				
	J	K	L	M	N
FWY	8D	6D	12	48	9

REFERENCES

MdMUTCD SECTION - 2B.32

COLORS

LEGEND - BLACK  
 BACKGROUND - WHITE

APPROVED Tom Hicks (signature on file)  
 DIRECTOR - OFFICE OF TRAFFIC AND SAFETY

**Maryland Department of Transportation  
 STATE HIGHWAY ADMINISTRATION**

MARYLAND STANDARD HIGHWAY SIGNS

**VEHICLE LANE RESTRICTION  
 (LEFT LANE FOR SERVICE ONLY)**



APPROVAL • SHA REVISIONS	APPROVAL • FEDERAL HIGHWAY ADMINISTRATION
APPROVAL <b>03/02/2009</b>	APPROVAL
REVISED	REVISED
REVISED	REVISED
REVISED	REVISED

**SIGN NUMBER**

**R4-5(6)**



NOTE: SIGN SHALL BE USED FOR MdTA ROADWAYS ONLY.

\* SPACING REDUCED BY 75%

SIGN SIZE	DIMENSIONS (INCHES)							
	A	B	C	D	E	F	G	H
FWY	48	60	3/4	1-1/4	6	8D	5	9D*

SIGN SIZE	DIMENSIONS (INCHES)			
	J	K	L	M
FWY	6D	8C	7	3

REFERENCES

MdMUTCD SECTION - 2B.32

COLORS

LEGEND - BLACK

BACKGROUND - WHITE

APPROVED Tom Hicks (signature on file)  
DIRECTOR - OFFICE OF TRAFFIC AND SAFETY

**Maryland Department of Transportation  
STATE HIGHWAY ADMINISTRATION**

MARYLAND STANDARD HIGHWAY SIGNS

**VEHICLE LANE RESTRICTION  
(END LANE CONTROL)**

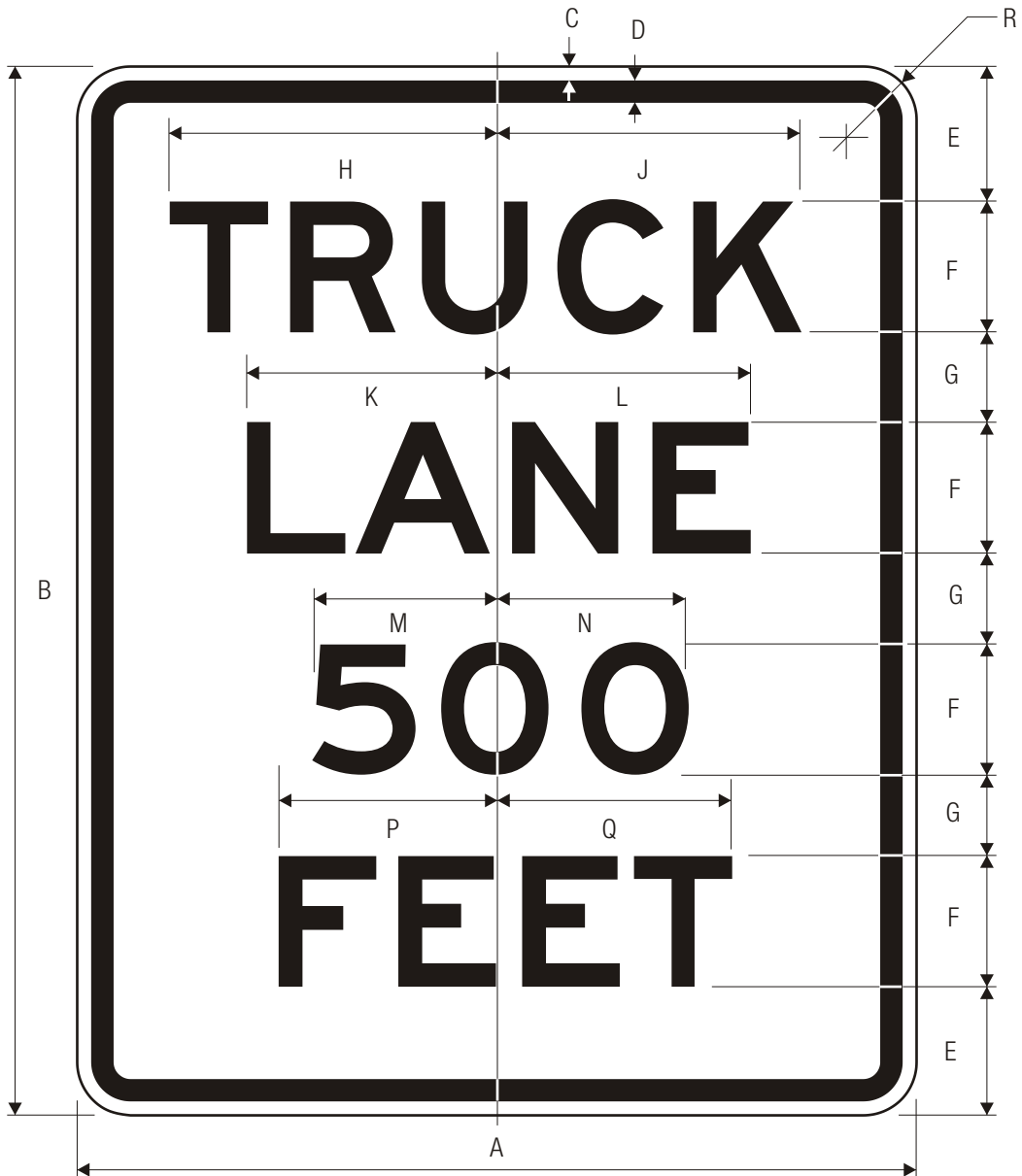


APPROVAL • SHA REVISIONS	APPROVAL • FEDERAL HIGHWAY ADMINISTRATION
APPROVAL <b>03/02/2009</b>	APPROVAL
REVISED	REVISED
REVISED	REVISED
REVISED	REVISED

**SIGN NUMBER**

**R4-5(7)**





R4-6

TRUCK LANE 500 FEET

**SHA** SIGN SHALL NOT BE USED ALONG STATE OWNED, OPERATED AND MAINTAINED ROADWAYS.

**C**

A	B	C	D	E	F	G	H	J	K	L	M
24	30	.375	.625	3.625	4 E	2.25	9.813	9.688	7.563	7.688	5.688
36	48	.625	.875	6	6 E	4	14.75	14.5	11.313	11.5	8.5
48	60	.75	1.25	7.25	8 E	4.25	19.625	19.375	15.125	15.375	11.375

N	P	Q	R
5.813	6.875	7.063	1.5
8.75	10.313	10.625	2.25
11.625	13.75	14.125	3

COLORS: LEGEND — BLACK  
 BACKGROUND — WHITE (RETROREFLECTIVE)



SIGN SIZE	DIMENSIONS (INCHES)								
	A	B	C	D	E	F	G	H	J
STD	24	30	3/8	5/8	2-5/8	4E	2-1/4	6E	1-1/2
EXPWY	36	48	5/8	7/8	5	6E	4	8E	2-1/4
FWY	48	60	3/4	1-1/4	5-1/2	8E	5	10E	3

REFERENCES

MdMUTCD SECTION - 2B.32

COLORS

LEGEND - BLACK

BACKGROUND - WHITE

APPROVED Tom Hicks (signature on file)  
DIRECTOR - OFFICE OF TRAFFIC AND SAFETY

**Maryland Department of Transportation**  
**STATE HIGHWAY ADMINISTRATION**  
MARYLAND STANDARD HIGHWAY SIGNS

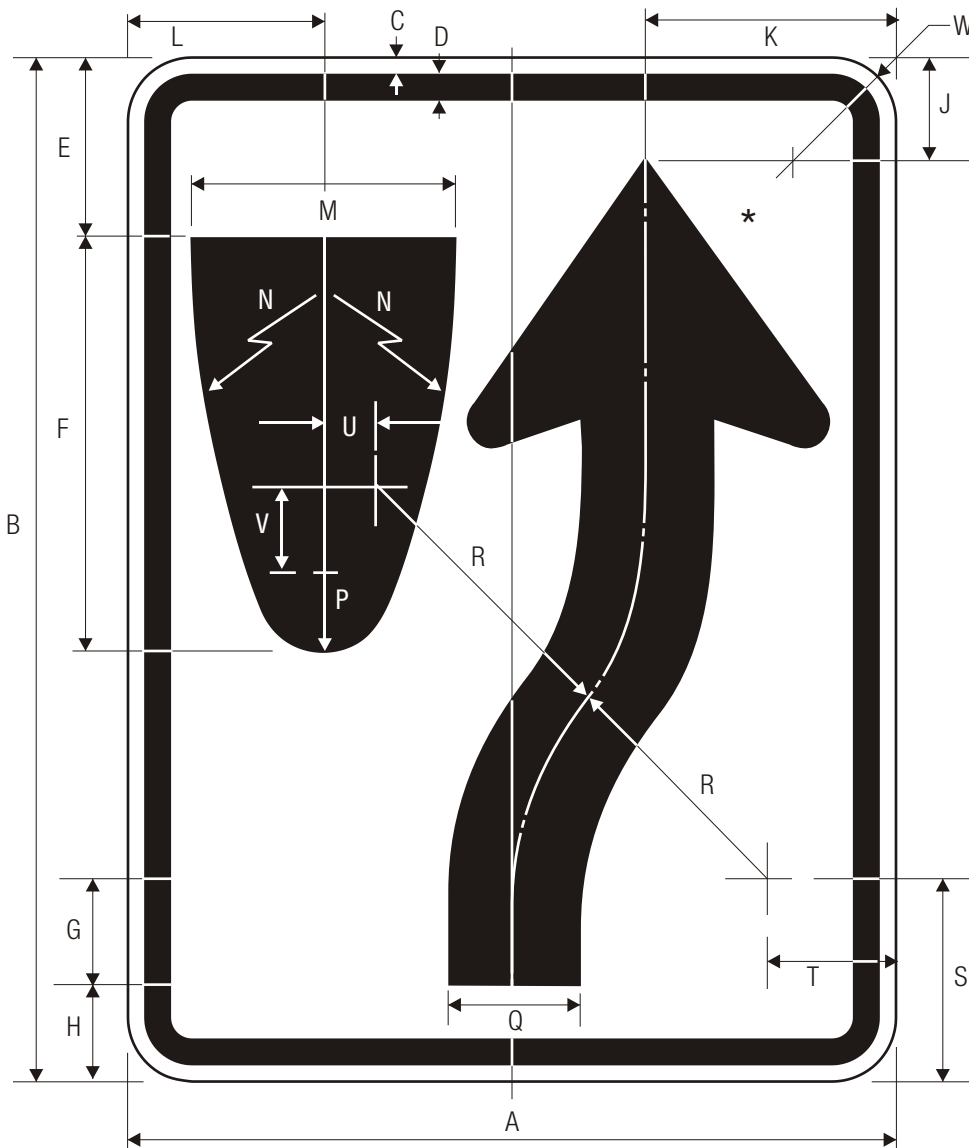


APPROVAL • SHA REVISIONS	APPROVAL • FEDERAL HIGHWAY ADMINISTRATION
APPROVAL <b>03/02/2009</b>	APPROVAL
REVISED	REVISED
REVISED	REVISED
REVISED	REVISED

**TRUCK LANE 500 FEET**

**SIGN NUMBER**

**R4-6(1)**



**R4-7**  
KEEP RIGHT

**SMA** \* FOR ARROWHEAD DIMENSIONS REFER TO STANDARD ARROW DETAILS IN APPENDIX-ARROWS SECTION FROM FHWA'S STANDARD HIGHWAY SIGNS BOOK-APPENDIX SECTION.

A	B	C	D	E	F	G	H	J	K	L	M
12	18	.375	.438	4	5.5	1.1	3.28	3.28	3.86	3.526	3.472
18	24	.375	.625	3.375	9.375	1.875	2.25	1.375	5.5	4.688	6
24	30	.375	.625	4.5	12.5	2.5	3	1.875	7.375	6.25	8
36	48	.625	.875	6.75	18.75	3.75	4.5	2.813	11.125	9.375	12
48	60	.75	1.25	9	25	5	6	3.75	14.813	12.5	16

**C**

N	P	Q	R	S	T	U	V	W
13	.831	1.75	4.212	4.38	1.826	.375	.5	1.5
22.5	1.5	3	6.75	4.125	2.25	1.063	.438	1.5
30	2	4	9	5.5	3	1.375	2.813	1.5
45	3	6	13.5	8.25	4.5	2	2.75	2.25
60	4	8	18	11	6	2.688	5	3

LEGEND — BLACK  
BACKGROUND — WHITE (RETROREFLECTIVE)

**SMA** REFERENCES

MdMUTCD SECTION - 2B.33, 5B.04, 7B.09



NOTE: FOR ARROW DIMENSIONS REFER TO ARROWDET-1 (FOR "BIKE" SIGN SCALE DOWN DETAIL FOR ARROW DIMENSIONS).

SIGN SIZE	DIMENSIONS (INCHES)										
	A	B	C	D	E	F	G	H	J	K	L
MIN	24	24	3/8	5/8	2-1/4	5C	2.1342	6.2316	4C	1-1/2	2-1/2
STD	30	30	3/8	5/8	3-1/4	6C	3.1342	6.2316	5C	1-1/2	2-1/2
EXPWY	42	48	5/8	7/8	5-1/2	10C	5-1/8	8-3/4	8C	2-1/4	3-1/2
FWY	54	60	3/4	1-1/4	6-1/2	12C	6.4232	12.1536	10C	3	4-7/8
BIKE	18	18	3/8	7/16	1-1/2	4C	1.5076	4.9848	3C	1-1/2	2

REFERENCES

MdMUTCD SECTION - 2B.33, 5B.04

COLORS

LEGEND - BLACK  
BACKGROUND - WHITE

APPROVED Tom Hicks (signature on file)  
DIRECTOR - OFFICE OF TRAFFIC AND SAFETY

**Maryland Department of Transportation**  
**STATE HIGHWAY ADMINISTRATION**  
MARYLAND STANDARD HIGHWAY SIGNS




APPROVAL • SHA REVISIONS	APPROVAL • FEDERAL HIGHWAY ADMINISTRATION
APPROVAL <b>03/02/2009</b>	APPROVAL
REVISED	REVISED
REVISED	REVISED
REVISED	REVISED

**ALL TRAFFIC (ARROW)**

**SIGN NUMBER**

**R4-7a(1)**



R4-7a

KEEP RIGHT

**SHA** \* FOR ARROWHEAD DIMENSIONS REFER TO STANDARD ARROW DETAILS IN APPENDIX-ARROWS SECTION FROM FHWA'S STANDARD HIGHWAY SIGNS BOOK-APPENDIX SECTION.

**C**


A	B	C	D	E	F	G	H	J	K	L	M
18	24	.375	.625	3.75	4 D	4.25	6	6.563	7.125	7.625	2.25
24	30	.375	.625	4.5	5 D	5.5	7.5	8.25	8.813	9.563	2.625
36	48	.625	.875	7.5	8 D	8.5	12	13.125	14.25	15.25	4.5
48	60	.75	1.25	9	10 D	11	15	16.5	17.625	19.125	5.25

N	P
6	1.5
7.125	1.5
11.438	2.25
14.25	3

COLORS: LEGEND — BLACK  
BACKGROUND — WHITE (RETROREFLECTIVE)

**SHA** REFERENCES

MdMUTCD SECTION - 2B.33, 5B.04, 7B.09



R4-7b

KEEP RIGHT

**SHA** FOR ARROWHEAD DIMENSIONS REFER TO STANDARD ARROW DETAILS IN APPENDIX-ARROWS SECTION FROM FHWA'S STANDARD HIGHWAY SIGNS BOOK-APPENDIX SECTION.

A	B	C	D	E	F	G	H	J	K	L	M
18	24	.375	.625	2.5	4 D	5.5	6	6.563	7.125	7.625	2.25
24	30	.375	.625	3	5 D	7	7.5	8.25	8.813	9.563	2.625
36	48	.625	.875	5	8 D	11	12	13.125	14.25	15.25	4.5
48	60	.75	1.25	6	10 D	14	15	16.5	17.625	19.125	5.25

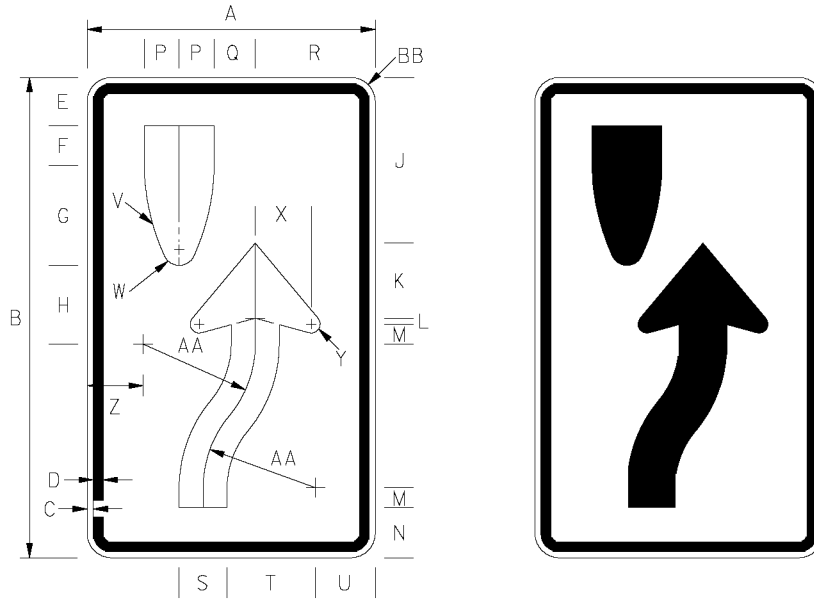
**C**

N	P
6	1.5
7.125	1.5
11.438	2.25
14.25	3

COLORS: LEGEND — BLACK  
BACKGROUND — WHITE (RETROREFLECTIVE)

**SHA** REFERENCES

MdMUTCD SECTION - 2B.33, 2B.34, 5B.04



SIGN SIZE	DIMENSIONS (INCHES)												
	A	B	C	D	E	F	G	H	J	K	L	M	N
MIN	12	24	3/8	5/8	1-3/4	2	5-3/16	4-9/32	6-3/32	5-11/16	7/16	1	2-3/8
STD	18	30	3/8	5/8	3	2-1/2	6-1/4	4-29/32	10-11/32	4-11/16	3/8	1-1/4	3-1/8

SIGN SIZE	DIMENSIONS (INCHES)													
	P	Q	R	S	T	U	V	W	X	Y	Z	AA	BB	
MIN	1-13/16	2	4-7/8	2-1/2	4-1/4	2-1/4	12	3/4	2-7/8	1/2	1-5/8	5-1/2	1-1/2	
STD	2-3/16	2-9/16	7-1/2	3	5-1/2	3-3/4	14	1	3-1/2	9/16	3-1/2	7	1-1/2	

REFERENCES

MdMUTCD SECTION - 2B.33, 5B.04, 7B.09

COLORS

LEGEND - BLACK  
BACKGROUND - WHITE

APPROVED Tom Hicks (signature on file)  
DIRECTOR - OFFICE OF TRAFFIC AND SAFETY

**Maryland Department of Transportation**  
**STATE HIGHWAY ADMINISTRATION**  
MARYLAND STANDARD HIGHWAY SIGNS

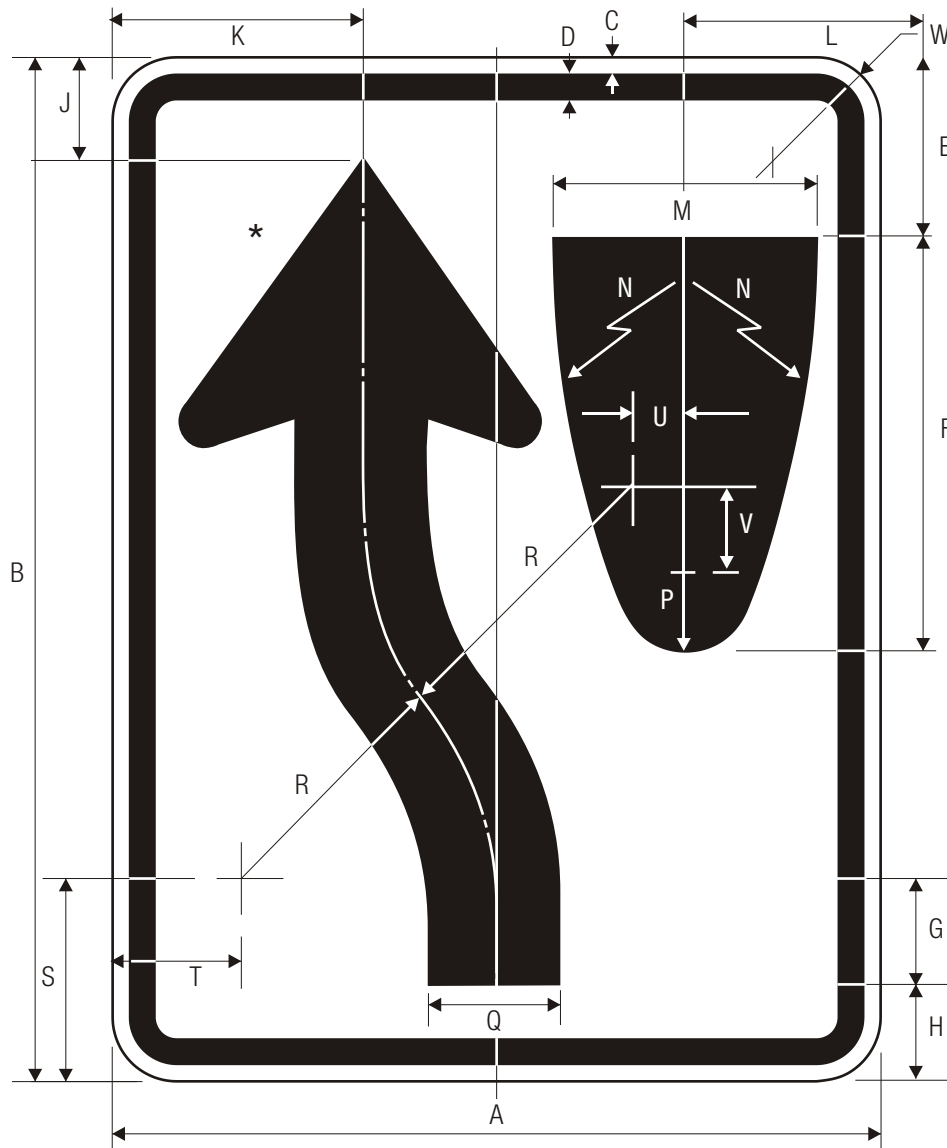


APPROVAL • SHA REVISIONS	APPROVAL • FEDERAL HIGHWAY ADMINISTRATION
APPROVAL <b>03/02/2009</b>	APPROVAL
REVISED	REVISED
REVISED	REVISED
REVISED	REVISED

**NARROW KEEP RIGHT**

**SIGN NUMBER**

**R4-7(1)**



R4-8

KEEP LEFT

**SHA** \* FOR ARROWHEAD DIMENSIONS REFER TO STANDARD ARROW DETAILS IN APPENDIX-ARROWS SECTION FROM FHWA'S STANDARD HIGHWAY SIGNS BOOK-APPENDIX SECTION.

**C**

A	B	C	D	E	F	G	H	J	K	L	M
18	24	.375	.625	3.375	9.375	1.875	2.25	1.375	5.5	4.688	6
24	30	.375	.625	4.5	12.5	2.5	3	1.875	7.375	6.25	8
36	48	.625	.875	6.75	18.75	3.75	4.5	2.813	11.125	9.375	12
48	60	.75	1.25	9	25	5	6	3.75	14.813	12.5	16

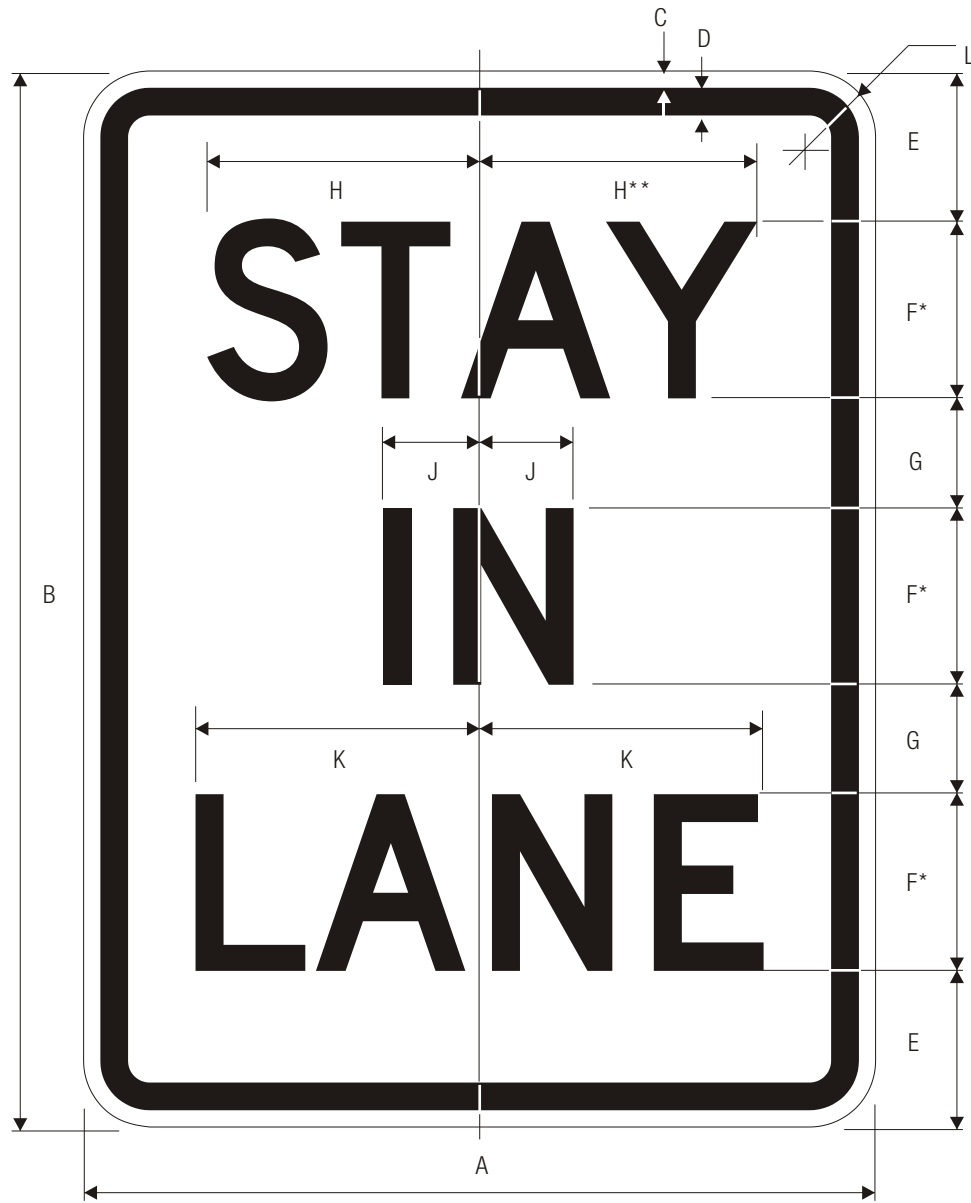
N	P	Q	R	S	T	U	V	W
22.5	1.5	3	6.75	4.125	2.25	1.063	.438	1.5
30	2	4	9	5.5	3	1.375	2.813	1.5
45	3	6	13.5	8.25	4.5	2	2.75	2.25
60	4	8	18	11	6	2.688	5	3

LEGEND — BLACK  
BACKGROUND — WHITE (RETROREFLECTIVE)

**SHA** REFERENCES

MdMUTCD SECTION - 2B.33, 2B.34, 5B.04





**R4-9**  
STAY IN LANE

\*Series 2000 Standard Alphabets.  
\*\*Reduce spacing to fit.

**C**

A	B	C	D	E	F	G	H	J	K	L
18	24	.375	.625	3	4 D	3	6.264	2.161	6.464	1.5
24	30	.375	.625	3.687	5 D	3.813	7.865	2.702	8.046	1.5
36	48	.625	.875	8.25	7 D	5.25	11	3.762	11.248	2.25
48	60	.75	1.25	7.5	10 D	7.5	15.651	5.424	16.172	3

COLORS: LEGEND — BLACK  
BACKGROUND — WHITE (RETROREFLECTIVE)

**SMA** REFERENCES

MdMUTCD SECTION - 5B.04, 6F.11



SIGN SIZE	DIMENSIONS (INCHES)								
	A	B	C	D	E	F	G	H	J
STD	24	30	3/8	5/8	3-1/2	6C	2-1/2	6B	1-1/2
EXPWY	36	48	5/8	7/8	7	8C	5	8C	2-1/4
FWY	48	60	3/4	1-1/4	7	10C	8	10C	3

REFERENCES

MdMUTCD SECTION - NONE

COLORS

LEGEND - BLACK

BACKGROUND - WHITE

APPROVED Tom Hicks (signature on file)  
DIRECTOR - OFFICE OF TRAFFIC AND SAFETY

**Maryland Department of Transportation**  
**STATE HIGHWAY ADMINISTRATION**  
MARYLAND STANDARD HIGHWAY SIGNS



APPROVAL • SHA REVISIONS	APPROVAL • FEDERAL HIGHWAY ADMINISTRATION
APPROVAL <b>03/02/2009</b>	APPROVAL
REVISED	REVISED
REVISED	REVISED
REVISED	REVISED

**FORM SINGLE LANE**

**SIGN NUMBER**

**R4-9(1)**



**C** 48

R4-10

RUNAWAY VEHICLES ONLY

\*Series 2000 Standard Alphabets.  
 \*\*Reduce spacing to fit.



R4-11  
BICYCLE MAY USE FULL LANE

\* See page 6-7 for symbol design.

COLORS: LEGEND, BORDER — BLACK  
BACKGROUND — WHITE (RETROREFLECTIVE)



NOTE: FOR SYMBOL DESIGN REFER TO THE APPENDIX-GRID SECTION FROM FHWA'S STANDARD HIGHWAY SIGNS BOOK-APPENDIX SECTION.

SIGN SIZE	DIMENSIONS (INCHES)						
	A	B	C	D	E	F	G
STD	36	30	1/2	3/4	2-3/8	4E	1-1/8

SIGN SIZE	DIMENSIONS (INCHES)						
	H	J	K	L	M	N	P
STD	6	1-3/4	3D	2-1/2	5C	9-3/8	1-7/8

REFERENCES

MdMUTCD SECTION - NONE

COLORS

LEGEND

TOP - BLACK  
 BOTTOM - BLACK

BACKGROUND

TOP - FLUORESCENT YELLOW  
 BOTTOM - WHITE

APPROVED Tom Hicks (signature on file)  
 DIRECTOR - OFFICE OF TRAFFIC AND SAFETY

**Maryland Department of Transportation**  
**STATE HIGHWAY ADMINISTRATION**

MARYLAND STANDARD HIGHWAY SIGNS

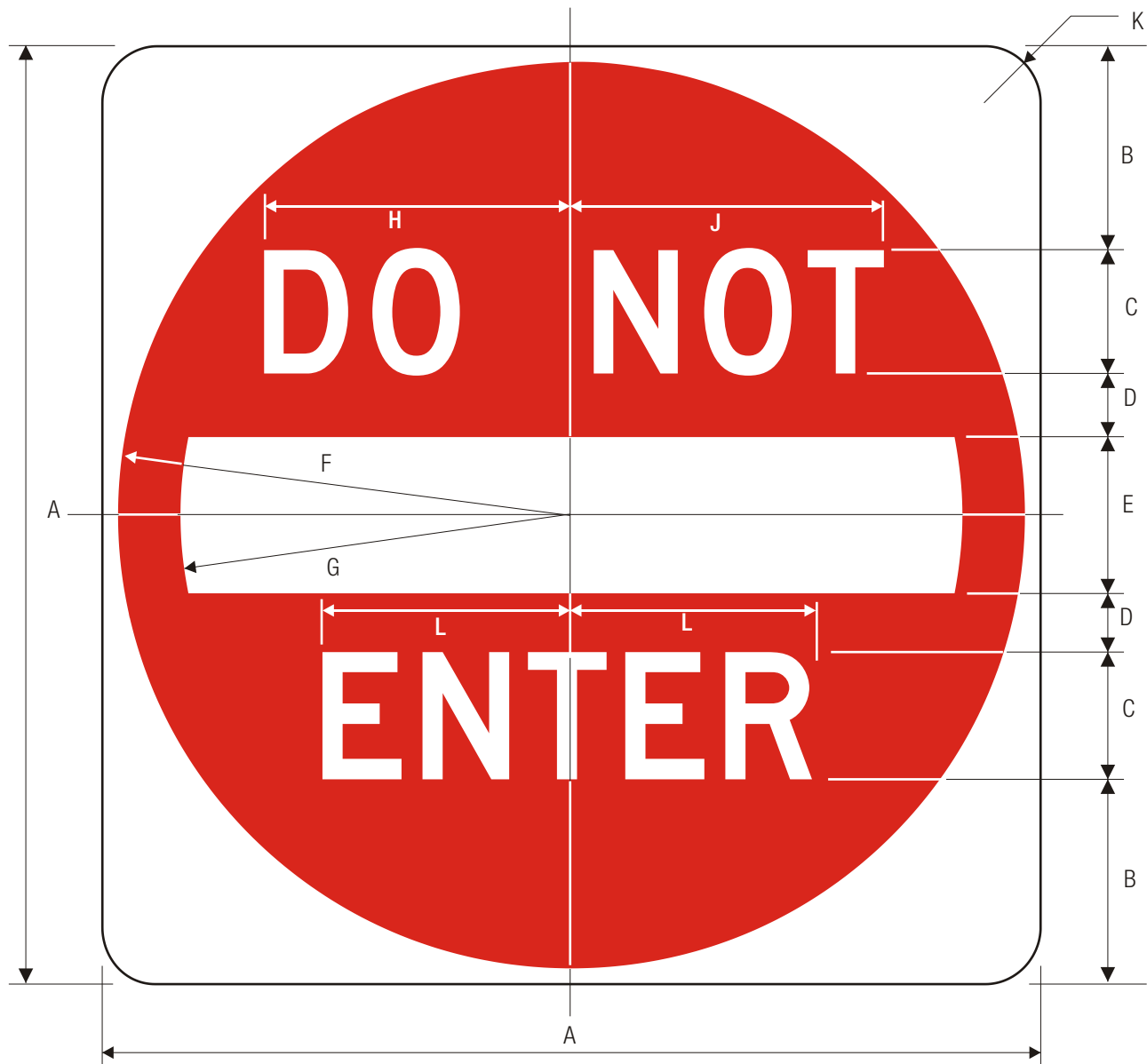
**NOTICE BICYCLES MAY USE FULL LANE**



APPROVAL • SHA REVISIONS	APPROVAL • FEDERAL HIGHWAY ADMINISTRATION
APPROVAL <b>01/20/2012</b>	APPROVAL
REVISED	REVISED
REVISED	REVISED
REVISED	REVISED

**SIGN NUMBER**

**R4-11(1)**



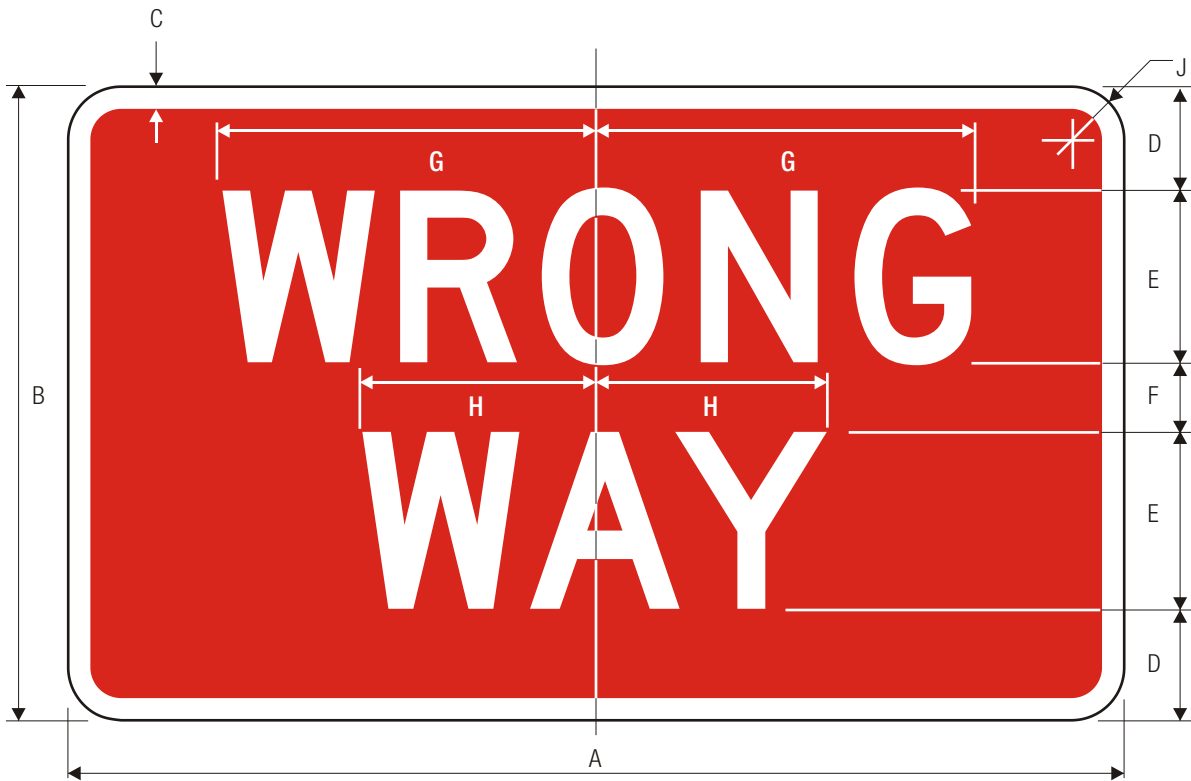
R5-1  
DO NOT ENTER

	A	B	C	D	E	F	G	H	J	K	L
<b>C</b>	30	6.5	4 D	2	5	14.5	12.5	9.75	10	1.875	7.875
	36	7.5	5 D	2.5	6	17.5	15	12	12.375	2.25	9.813
	48	11	6 D	3	8	23.5	20	14.5	15	3	11.75

COLORS: SYMBOL — RED (RETROREFLECTIVE)  
LEGEND & BACKGROUND — WHITE (RETROREFLECTIVE)

**SHA** REFERENCES

MdMUTCD SECTION - 2B.10, 2B.34, 2B.35, 5B.04, 10C.12, 2E.50



R5-1a

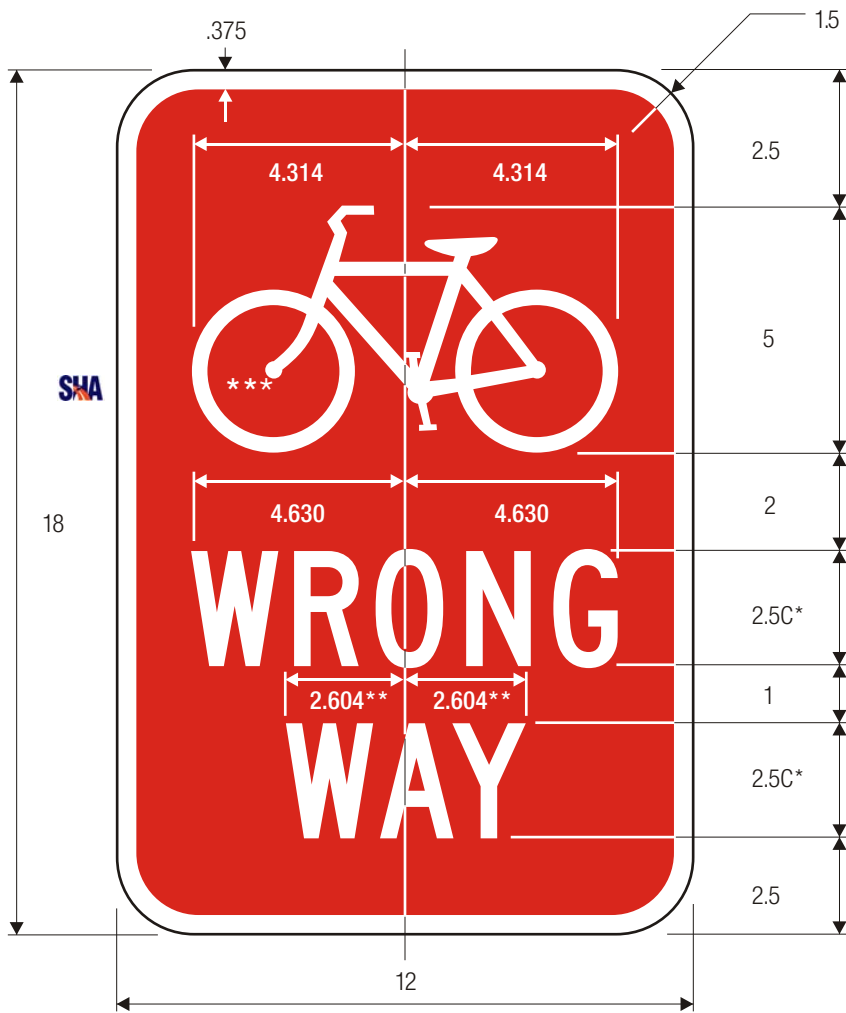
WRONG WAY

	A	B	C	D	E	F	G	H	J
	30	18	.625	3	5 D	2	11.063	6.688	1.5
<b>C</b>	36	24	.75	4.5	6 D	3	13.313	8.063	1.5
	42	30	.875	5	8 D	4	17.75	10.75	1.875

COLORS: LEGEND — WHITE (RETROREFLECTIVE)  
 BACKGROUND — RED (RETROREFLECTIVE)

**SMA** REFERENCES

MdMUTCD SECTION - 2B.35, 2E.50, 5B.04



R5-1b

BICYCLE WRONG WAY

\*Series 2000 Standard Alphabets.

\*\* Reduce spacing to fit.



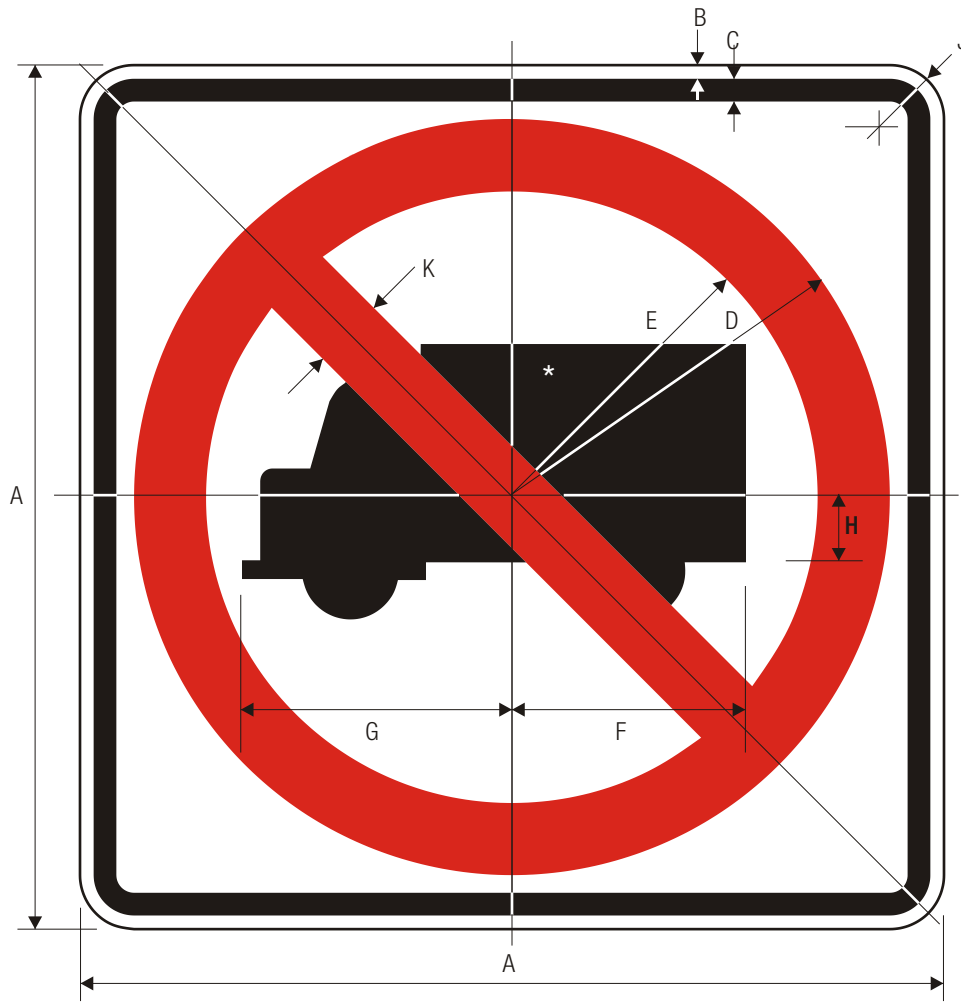
\*\*\*; FOR SYMBOL DESIGN REFER TO THE APPENDIX-GRID SECTION FROM FHWA'S STANDARD HIGHWAY SIGNS BOOK-APPENDIX SECTION

COLORS: LEGEND — WHITE (RETROREFLECTIVE)  
 BACKGROUND — RED (RETROREFLECTIVE)

SHA REFERENCES

MdMUTCD SECTION - 5B.04, 9B.06





R5-2

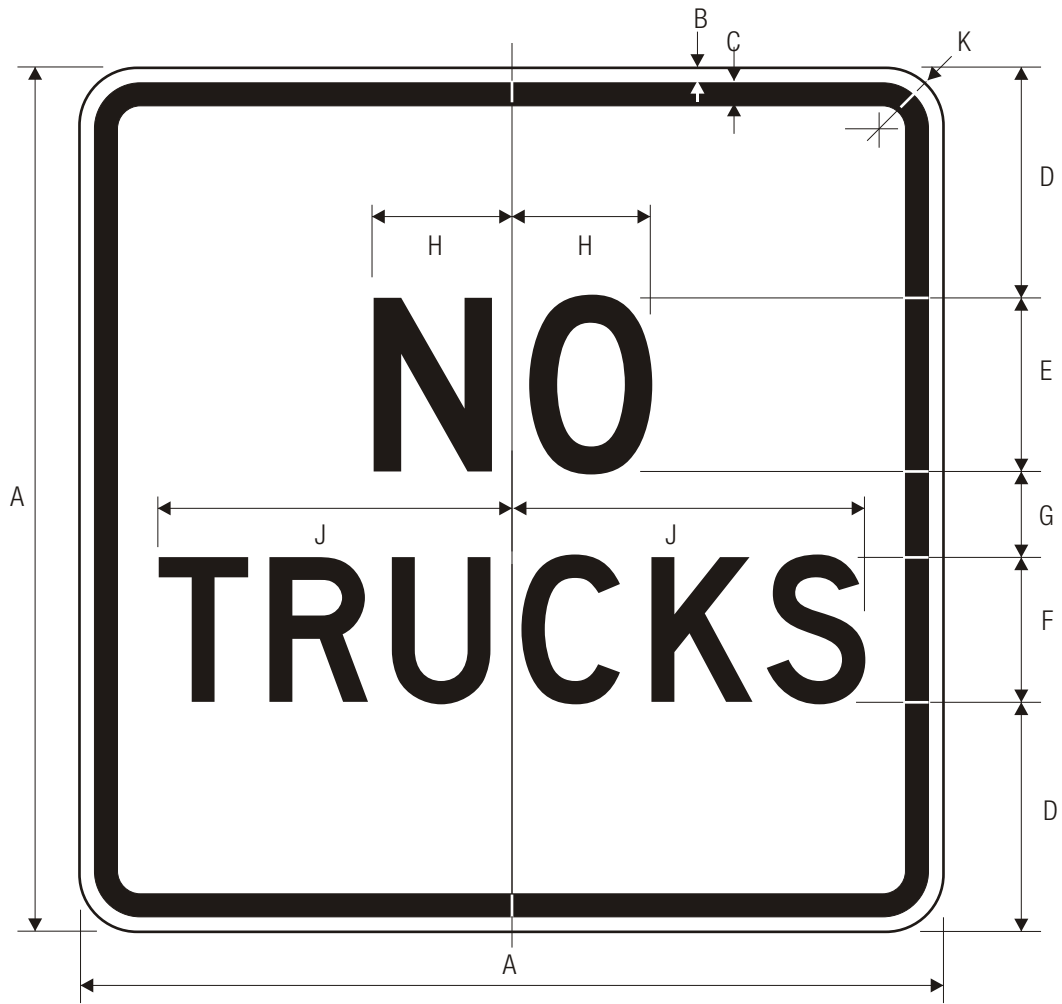
NO TRUCKS

**SHA** \* FOR SYMBOL DESIGN REFER TO THE APPENDIX-GRID SECTION FROM FHWA'S STANDARD HIGHWAY SIGNS BOOK -APPENDIX SECTION

	A	B	C	D	E	F	G	H	J	K
<b>C</b>	24	.375	.625	10.5	8.5	6.5	6.875	1.375	1.5	1
	30	.5	.75	13.125	10.625	8.125	8.5	1.625	1.875	2.5
	36	.625	.875	15.75	12.75	9.75	10.25	2	2.25	3
	48	.75	1.25	21	17	13	13.625	2.625	3	4

**SHA** REFERENCES  
MdMUTCD SECTION - 2B.36, 5B.04

COLORS: SYMBOL BORDER — BLACK  
CIRCLE & DIAGONAL — RED (RETROREFLECTIVE)  
BACKGROUND — WHITE (RETROREFLECTIVE)



R5-2a  
NO TRUCKS

**C**

A	B	C	D	E	F	G	H	J	K
12	.375	.375	3	2.5 D	2 D	1.5	2.003	4.877	1.5
24	.375	.625	6	5 D	4 D	3	4	9.767	1.5
30	.5	.75	7.875	6 D	5 D	3.25	4.843	12.269	1.875
36	.625	.875	9.25	7 D	6 D	4.5	5.604	14.651	2.25
48	.75	1.25	12.5	9 D	8 D	6	7.225	19.534	3

COLORS: LEGEND — BLACK  
BACKGROUND — WHITE (RETROREFLECTIVE)

**SHA** REFERENCES  
MdMUTCD SECTION - 2B.36, 5B.04



R5-3

NO MOTOR VEHICLES

COLORS: LEGEND — BLACK  
 BACKGROUND — WHITE (RETROREFLECTIVE)

**SHA** REFERENCES

MdMUTCD SECTION - 2B.36, 5B.04, 9B.07



\* 2" REDUCED SPACING

SIGN SIZE	DIMENSIONS (INCHES)							
	A	B	C	D	E	F	G	H
EXPWY/ FWY	24	30	3/8	5/8	2	3C	1-1/2	2C

REFERENCES

MdMUTCD SECTION - 2B.36

COLORS

LEGEND - BLACK

BACKGROUND - WHITE

APPROVED Tom Hicks (signature on file)  
DIRECTOR - OFFICE OF TRAFFIC AND SAFETY

	APPROVAL • SHA REVISIONS	APPROVAL • FEDERAL HIGHWAY ADMINISTRATION
	APPROVAL <b>03/02/2009</b>	APPROVAL
	REVISED	REVISED
	REVISED	REVISED

**Maryland Department of Transportation**  
**STATE HIGHWAY ADMINISTRATION**  
 MARYLAND STANDARD HIGHWAY SIGNS  
**FOR USE BY AUTHORIZED AND EMERGENCY VEHICLES ONLY**

**SIGN NUMBER** **R5-3(1)**



SIGN SIZE	DIMENSIONS (INCHES)								
	A	B	C	D	E	F	G	H	J
	24	30	3/8	5/8	4	4C	2	4B	1-1/2
STD	36	48	5/8	7/8	6	6C	4	6B	2-1/4

REFERENCES

MdMUTCD SECTION - 2B.36, 5B.04

COLORS

LEGEND - BLACK  
BACKGROUND - WHITE

APPROVED Tom Hicks (signature on file)  
DIRECTOR - OFFICE OF TRAFFIC AND SAFETY

**Maryland Department of Transportation**  
**STATE HIGHWAY ADMINISTRATION**  
MARYLAND STANDARD HIGHWAY SIGNS

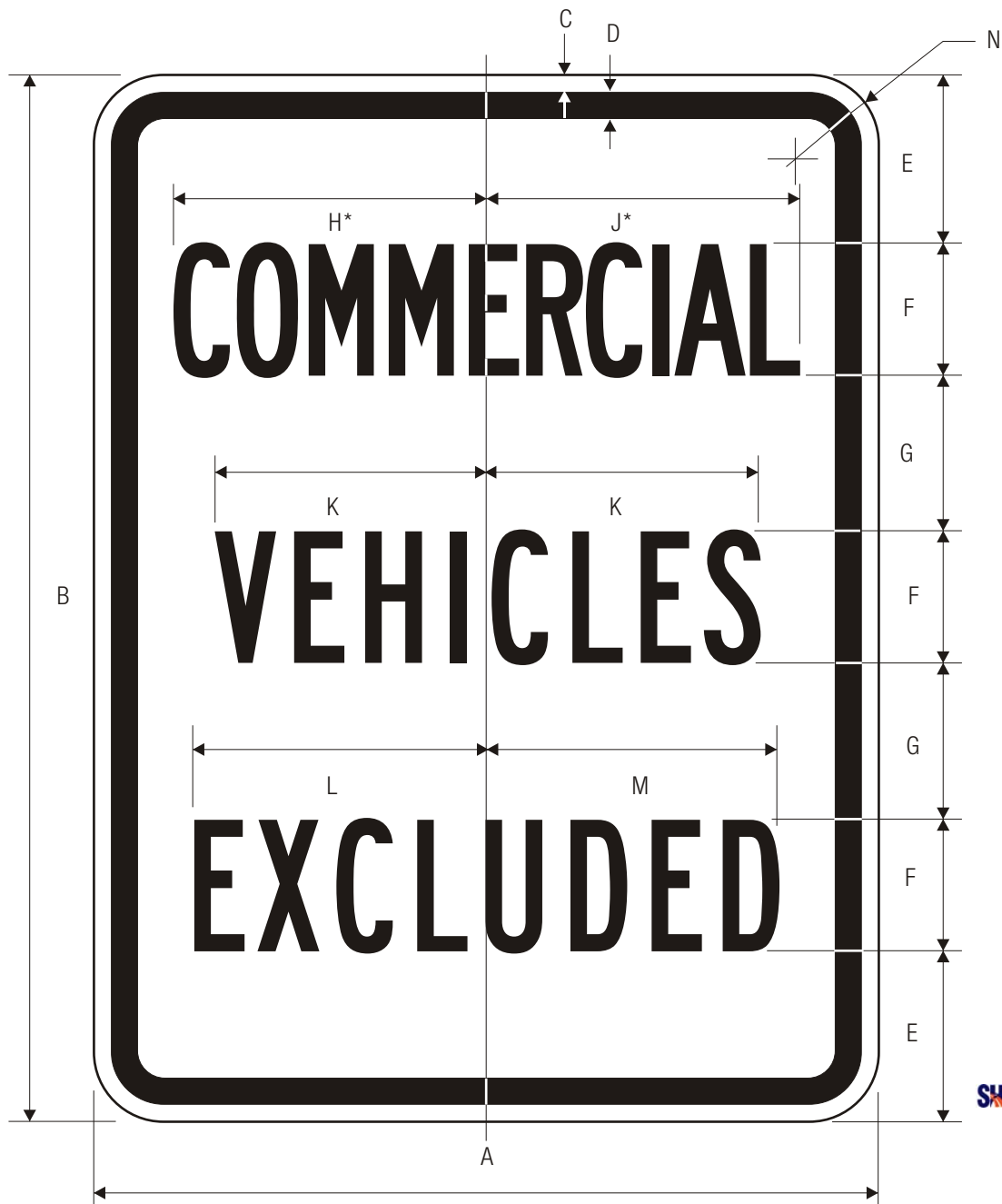


APPROVAL • SHA REVISIONS	APPROVAL • FEDERAL HIGHWAY ADMINISTRATION
APPROVAL <b>03/02/2009</b>	APPROVAL
REVISED	REVISED
REVISED	REVISED
REVISED	REVISED

**DO NOT DRIVE ON SHOULDER**

**SIGN NUMBER**

**R5-3(2)**



R5-4  
COMMERCIAL VEHICLES EXCLUDED

**SHA** SIGN SHALL NOT BE USED ALONG STATE OWNED, OPERATED AND MAINTAINED ROADWAYS.

\*Reduce spacing 50%.

**C**

A	B	C	D	E	F	G	H	J	K	L
18	24	.375	.625	4.25	3 B	3.25	7.125	7.375	6.188	6.5
24	30	.375	.625	5	4 B	4	9.5	9.813	8.25	8.688
36	48	.625	.875	8.5	6 B	6.5	14.25	14.688	12.375	13
48	60	.75	1.25	10	8 B	8	19	19.625	16.5	17.375

M	N
6.688	1.5
8.938	1.5
13.375	2.25
17.875	3

COLORS: LEGEND — BLACK  
BACKGROUND — WHITE (RETROREFLECTIVE)



**SHA** SIGN SHALL NOT BE USED ALONG STATE OWNED, OPERATED AND MAINTAINED ROADWAYS.

R5-5

VEHICLES WITH LUGS PROHIBITED

\*Reduce spacing 20%.

**C**

A	B	C	D	E	F	G	H	J	K	L
18	24	.375	.625	4.25	3 B	3.25	6.188	7.5	7.313	7.125
24	30	.375	.625	5	4 B	4	8.25	10	9.75	9.5
36	48	.625	.875	8.5	6 B	6.5	12.375	15	15.625	14.25
48	60	.75	1.25	10	8 B	8	16.5	20	19.5	19

M	N
7.25	1.5
9.688	1.5
14.5	2.25
19.375	3

COLORS: LEGEND —BLACK  
BACKGROUND —WHITE (RETROREFLECTIVE)



R5-6

NO BICYCLES



\* FOR SYMBOL DESIGN REFER TO THE APPENDIX-GRID SECTION FROM FHWA'S STANDARD HIGHWAY SIGNS BOOK-APPENDIX SECTION

**C**

A	B	C	D	E	F	G	H	J	K
24	.375	.625	10.5	8.5	4.75	.75	2	3	1.5
30	.5	.75	13.125	10.625	5.875	.875	2.5	3.75	1.875
36	.625	.875	15.75	12.75	7.125	1.125	3	4.5	2.25
48	.75	1.25	21	17	9.5	1.5	4	6	3

COLORS: LEGEND — BLACK  
 CIRCLE & DIAGONAL — RED (RETROREFLECTIVE)  
 BACKGROUND — WHITE (RETROREFLECTIVE)

SHA REFERENCES

MdMUTCD SECTION - 2B.36, 5B.04, 9B.08





R5-7

NON-MOTORIZED TRAFFIC PROHIBITED

\*Series 2000 Standard Alphabets.


**C**

A	B	C	D	E	F	G	H	J	K	L	M
30	24	.5	.75	4.25	3.5 B	2.5	3.5 D	12.445	8.940	12.727	1.875
42	24	.625	.875	3.5	4 B	2.5	4 D	14.215	10.218	14.545	2.25
48	30	.75	1.25	4	5 B	3.5	5 D	17.769	12.772	18.181	3

COLORS: LEGEND — BLACK  
 BACKGROUND— WHITE (RETROREFLECTIVE)

**SHA** REFERENCES

MdMUTCD SECTION - 2B.36, 5B.04



R5-8

MOTOR-DRIVEN CYCLES PROHIBITED

\*Series 2000 Standard Alphabets.

**C**

A	B	C	D	E	F	G	H	J	K	L	M
30	24	.5	.75	4.25	3.5 B	2.5	3.5 D	11.193	8.56	12.727	1.875
42	24	.625	.875	3.5	4 B	2.5	4 D	12.791	9.783	14.545	2.25
48	30	.75	1.25	4	5 B	3.5	5 D	15.989	12.229	18.181	3

COLORS: LEGEND — BLACK  
 BACKGROUND— WHITE (RETROREFLECTIVE)

SHA REFERENCES  
 MdMUTCD SECTION - 2B.36, 5B.04



R5-10a

PEDESTRIANS BICYCLES MOTOR-DRIVEN CYCLES PROHIBITED

**SHA** REFERENCES  
MdMUTCD SECTION - 2B.36, 5B.04

COLORS: LEGEND — BLACK  
BACKGROUND — WHITE (RETROREFLECTIVE)



R5-10b

**SHA REFERENCES**  
MdMUTCD SECTION - 2B.36, 5B.04

PEDESTRIANS AND BICYCLES PROHIBITED



R5-10c

**SHA REFERENCES**  
MdMUTCD SECTION - 2B.36, 5B.04

PEDESTRIANS PROHIBITED

COLORS: LEGEND — BLACK  
BACKGROUND — WHITE (RETROREFLECTIVE)



SIGN SIZE	DIMENSIONS (INCHES)						
	A	B	C	D	E	F	G
STD	30	18	3/8	5/8	3	3C	1-1/2

REFERENCES

MdMUTCD SECTION - 2B.36

COLORS

LEGEND - BLACK

BACKGROUND - WHITE

APPROVED Tom Hicks (signature on file)  
DIRECTOR - OFFICE OF TRAFFIC AND SAFETY

**Maryland Department of Transportation**  
**STATE HIGHWAY ADMINISTRATION**  
MARYLAND STANDARD HIGHWAY SIGNS

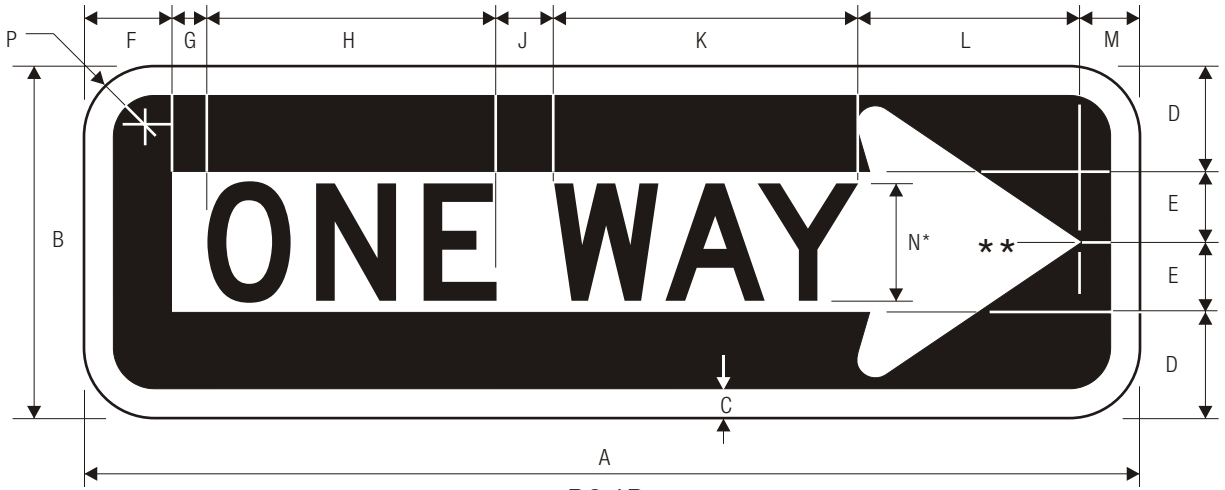


APPROVAL • SHA REVISIONS	APPROVAL • FEDERAL HIGHWAY ADMINISTRATION
APPROVAL <b>03/02/2009</b>	APPROVAL
REVISED	REVISED
REVISED	REVISED
REVISED	REVISED

**PEDESTRIANS AND BICYCLES ONLY**

**SIGN NUMBER**

**R5-10(1)**



**R6-1R**  
ONE WAY

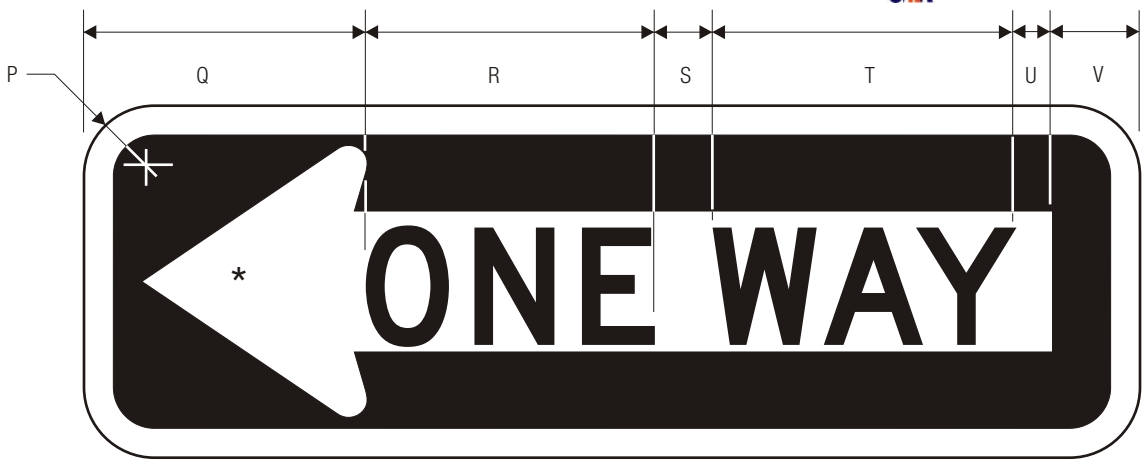
**SHA** REFERENCES  
MdMUTCD SECTION - 2B.34, 2B.37, 2E.50, 5B.04

A	B	C	D	E	F	G	H	J	K	L	M
36	12	.5	3.375	2.625	3	1.25	9.125	2	9.625	9	2
54	18	1	5.5	3.5	5	4	12.309	2.929	12.762	13	4

N	P	Q	R	S	T	U	V
4 D	1.5	11	9.125	2	9.625	1.25	3
5 D	1.875	17	12.309	2.929	12.762	4	5

\*Series 2000 Standard Alphabets.  
\*\* FOR ARROWHEAD DIMENSIONS REFER TO STANDARD ARROW DETAILS IN APPENDIX-ARROWS SECTION FROM FHWA'S STANDARD HIGHWAY SIGNS BOOK-APPENDIX SECTION.



**R6-1L**  
ONE WAY

**SHA** REFERENCES  
MdMUTCD SECTION - 2B.34, 2B.37, 2E.50, 5B.04

COLORS: LEGEND — BLACK  
BACKGROUND — BLACK  
ARROW — WHITE (RETROREFLECTIVE)



R6-2R

ONE WAY

\*Series 2000 Standard Alphabets.

**SHA** \*\* FOR ARROWHEAD DIMENSIONS REFER TO STANDARD ARROW DETAILS IN APPENDIX-ARROWS SECTION FROM FHWA'S STANDARD HIGHWAY SIGNS BOOK-APPENDIX SECTION.

**C**

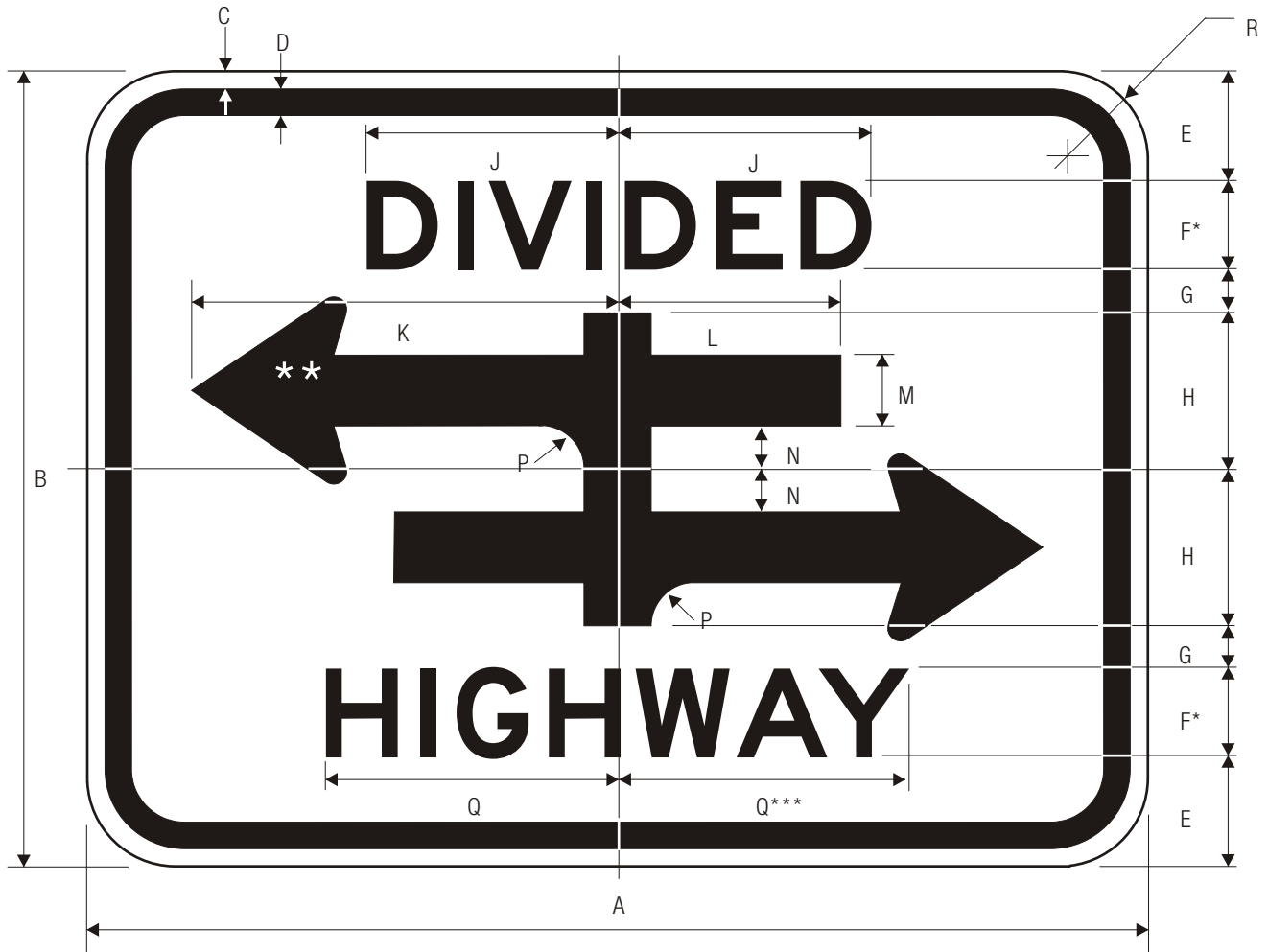
A	B	C	D	E	F	G	H	J	K	L	M
12	16	.375	.375	2	3 D	1.5	3	3.5	3.722	3.664	3.717
18	24	.375	.625	2.5	5 D	1.5	4.5	5.5	6.244	6.124	6.044
24	30	.375	.625	3	6 D	1.875	6.063	7.063	7.485	7.285	7.325
36	48	.625	.875	4.75	10 D	3.25	9.5	10.5	12.369	12.249	12
48	60	.75	1.25	6	12 D	4	12	14	15	14.571	14.811

N	P	Q	R	S
3.943	3.75	4	1.5	1.5
6.805	6	6.805	2.25	1.5
8.286	8.286	8.926	3	1.5
13.530	13.250	14.290	5	2.25
16.252	16.572	17.853	6	3

COLORS: LEGEND — BLACK  
BACKGROUND — WHITE (RETROREFLECTIVE)

**SHA** REFERENCES

MdMUTCD SECTION - 2B.34, 2B.37, 5B.04



R6-3

DIVIDED HIGHWAY CROSSING

\*Series 2000 Standard Alphabets.



\*\* FOR ARROWHEAD DIMENSIONS REFER TO STANDARD ARROW DETAILS IN APPENDIX-ARROWS SECTION FROM FHWA'S STANDARD HIGHWAY SIGNS BOOK-APPENDIX SECTION.

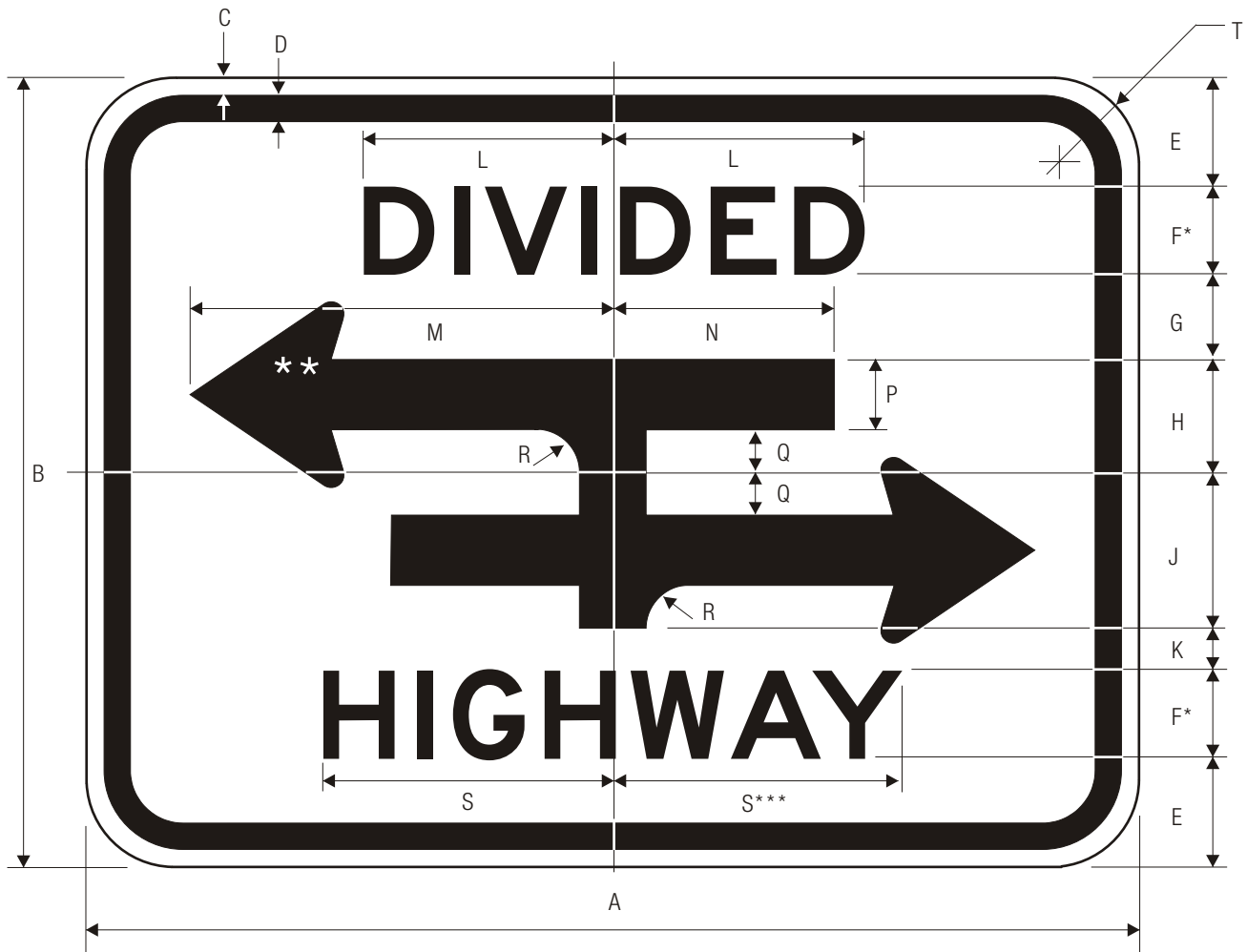
\*\*\* Reduce spacing to fit.

A	B	C	D	E	F	G	H	J	K	L	M
24	18	.375	.625	2.5	2 E	1	3.5	5.875	9.5	5	1.5
30	24	.5	.75	3	3 E	1.375	4.625	8.516	12.602	6.646	2
36	30	.625	.875	3.688	4 E	1.625	5.688	11.354	15.377	8.064	2.428

N	P	Q	R
1	1	6.608	1.5
1.327	1.327	9.842	1.875
1.62	1.62	13.051	2.25

**C**





R6-3a

DIVIDED HIGHWAY CROSSING

\*Series 2000 Standard Alphabets.



\*\* FOR ARROWHEAD DIMENSIONS REFER TO STANDARD ARROW DETAILS IN APPENDIX-ARROWS SECTION FROM FHWA'S STANDARD HIGHWAY SIGNS BOOK-APPENDIX SECTION.

\*\*\* Reduce spacing to fit.

A	B	C	D	E	F	G	H	J	K	L	M
24	18	.375	.625	2.5	2 E	2	2.5	3.5	1	5.875	9.5
30	24	.5	.75	3	3 E	2.625	3.375	4.625	1.375	8.516	12.643
36	30	.625	.875	3.688	4 E	3	4.133	5.867	1.625	11.354	15.851

**C**

N	P	Q	R	S	T
5	1.5	1	1	6.75	1.5
6.669	2.026	1.350	1.350	9.842	1.875
8.364	2.465	1.668	1.677	13.051	2.25

COLORS: LEGEND — BLACK  
BACKGROUND — WHITE (RETROREFLECTIVE)

SHA REFERENCES

MdMUTCD SECTION - 2B.38, 5B.04



R7-1 NO PARKING



R7-2 NO PARKING

SHA SIGN SHALL NOT BE USED ALONG STATE OWNED, OPERATED AND MAINTAINED ROADWAYS.

SHA SIGN SHALL NOT BE USED ALONG STATE OWNED, OPERATED AND MAINTAINED ROADWAYS.

COLORS: LEGEND — RED  
BACKGROUND — WHITE (RETROREFLECTIVE)

SHA \* FOR ARROWHEAD DIMENSIONS REFER TO STANDARD ARROW DETAILS IN APPENDIX-ARROWS SECTION FROM FHWA'S STANDARD HIGHWAY SIGNS BOOK-APPENDIX SECTION.

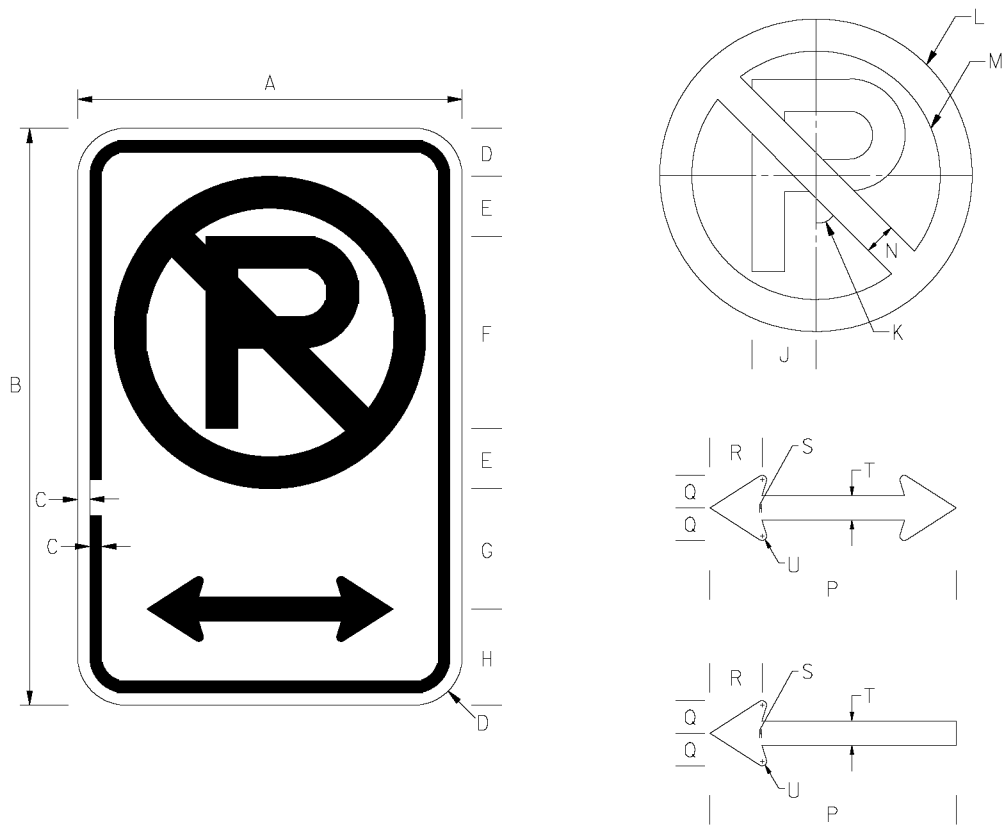
SHA REFERENCES

MdMUTCD SECTION - 2B.39, 2B.40, 2B.41, 7B.14



R7-2a NO PARKING

COLORS: LEGEND, CIRCLE & DIAGONAL — RED (RETROREFLECTIVE)  
BACKGROUND — WHITE (RETROREFLECTIVE)  
SYMBOL — BLACK



NOTE: SEE FEDERAL SIGN R8-3(d) FOR RURAL 'NO PARKING' SIGN.

SIGN SIZE	DIMENSIONS (INCHES)									
	A	B	C	D	E	F	G	H	J	K
STD	12	18	3/8	1-1/2	1-7/8	6E	3-3/4	3	2	45°

SIGN SIZE	DIMENSIONS (INCHES)								
	L	M	N	P	Q	R	S	T	U
STD	4-7/8	3-7/8	1	7-11/16	7/8	1-5/8	1/8	3/4	9/64

REFERENCES

MdMUTCD SECTION - 2B.39, 2B.40, 2B.41, 7B.14

COLORS

LEGEND, CIRCLE & DIAGONAL - RED  
 BACKGROUND - WHITE  
 LETTER 'P' - BLACK

APPROVED Tom Hicks (signature on file)  
 DIRECTOR - OFFICE OF TRAFFIC AND SAFETY

**Maryland Department of Transportation**  
**STATE HIGHWAY ADMINISTRATION**  
 MARYLAND STANDARD HIGHWAY SIGNS




APPROVAL • SHA REVISIONS	APPROVAL • FEDERAL HIGHWAY ADMINISTRATION
APPROVAL <b>03/02/2009</b>	APPROVAL
REVISED	REVISED
REVISED	REVISED
REVISED	REVISED

**NO PARKING (SYMBOL)**

**SIGN NUMBER**

**R7-1(1)**



NOTE: SAMPLE TIME/DAY MESSAGES SHOWN.

SIGN SIZE	DIMENSIONS (INCHES)									
	A	B	C	D	E	F	G	H	J	K
STD	12	18	3/8	1-1/2	4E	3/4	1-1/4D	2	1-1/2	1-1/4

SIGN SIZE	DIMENSIONS (INCHES)									
	L	M	N	P	Q	R	S	T	U	V
STD	45°	3-1/2	2-7/8	11/16	5-1/8	37/64	1-5/64	5/64	1/2	3/32


REFERENCES

MdMUTCD SECTION - 2B.39, 2B.40, 2B.41, 7B.14

COLORS

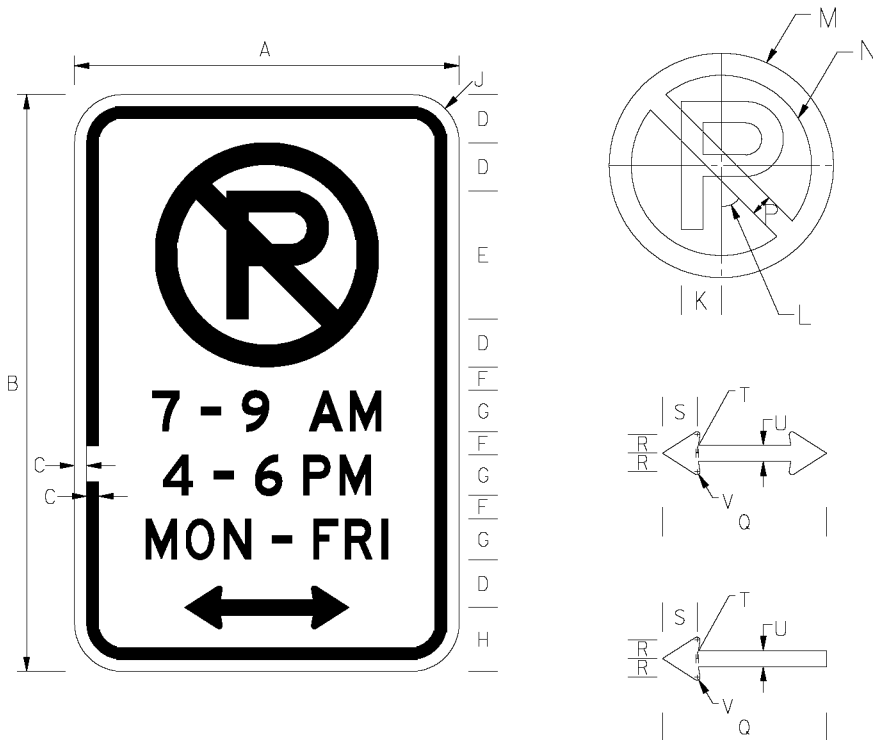
- LEGEND, CIRCLE & DIAGONAL - RED
- BACKGROUND - WHITE
- LETTER 'P' - BLACK

APPROVED Tom Hicks (signature on file)  
DIRECTOR - OFFICE OF TRAFFIC AND SAFETY

	APPROVAL • SHA REVISIONS	APPROVAL • FEDERAL HIGHWAY ADMINISTRATION
	APPROVAL <b>03/02/2009</b>	APPROVAL
	REVISED	REVISED
	REVISED	REVISED

**Maryland Department of Transportation**  
**STATE HIGHWAY ADMINISTRATION**  
 MARYLAND STANDARD HIGHWAY SIGNS  
**NO PARKING (SYMBOL) 8:30 AM TO 4 PM**  
**MON-FRI**

**SIGN NUMBER** **R7-2(1)**



NOTE: SAMPLE TIME/DAY MESSAGES SHOWN.

SIGN SIZE	DIMENSIONS (INCHES)									
	A	B	C	D	E	F	G	H	J	K
STD	12	18	3/8	1-1/2	4E	3/4	1-1/4D	2	1-1/2	1-1/4

SIGN SIZE	DIMENSIONS (INCHES)									
	L	M	N	P	Q	R	S	T	U	V
STD	45°	3-1/2	2-7/8	11/16	5-1/8	37/64	1-5/64	5/64	1/2	3/32

REFERENCES

MdMUTCD SECTION - 2B.39, 2B.40, 2B.41, 7B.14

COLORS


- LEGEND, CIRCLE & DIAGONAL - RED
- BACKGROUND - WHITE
- LETTER 'P' - BLACK

APPROVED Tom Hicks (signature on file)  
DIRECTOR - OFFICE OF TRAFFIC AND SAFETY

	APPROVAL • SHA REVISIONS	APPROVAL • FEDERAL HIGHWAY ADMINISTRATION
	APPROVAL <b>03/02/2009</b>	APPROVAL
	REVISED	REVISED
	REVISED	REVISED
	REVISED	REVISED

**Maryland Department of Transportation**  
**STATE HIGHWAY ADMINISTRATION**  
 MARYLAND STANDARD HIGHWAY SIGNS  
**NO PARKING (SYMBOL)**  
**7 - 9 AM 4 - 6 PM MON - FRI**

**SIGN NUMBER** **R7-2(2)**



NOTE: SAMPLE TIME/DAY MESSAGES SHOWN.

SIGN SIZE	DIMENSIONS (INCHES)									
	A	B	C	D	E	F	G	H	J	K
STD	12	18	3/8	1-1/2	4E	3/4	1-1/4D	2	1-1/2	1-1/4

SIGN SIZE	DIMENSIONS (INCHES)									
	L	M	N	P	Q	R	S	T	U	V
STD	45°	3-1/2	2-7/8	11/16	5-1/8	37/64	1-5/64	5/64	1/2	3/32

REFERENCES

MdMUTCD SECTION - 2B.39, 2B.40, 2B.41, 7B.14

COLORS

LEGEND, CIRCLE & DIAGONAL - RED  
 BACKGROUND - WHITE  
 LETTER 'P' - BLACK


APPROVED <u>Tom Hicks (signature on file)</u> DIRECTOR - OFFICE OF TRAFFIC AND SAFETY	
APPROVAL • SHA REVISIONS	APPROVAL • FEDERAL HIGHWAY ADMINISTRATION
APPROVAL <b>03/02/2009</b>	APPROVAL
REVISED	REVISED
REVISED	REVISED
REVISED	REVISED

**Maryland Department of Transportation**  
**STATE HIGHWAY ADMINISTRATION**  
 MARYLAND STANDARD HIGHWAY SIGNS

**NO PARKING**  
**8 AM - 4 PM SCHOOL DAYS**

**SIGN NUMBER R7-2(3)**





NOTE: SAMPLE TIME/DAY MESSAGES SHOWN.

SIGN SIZE	DIMENSIONS (INCHES)									
	A	B	C	D	E	F	G	H	J	K
STD	12	18	3/8	1-1/4	1-1/2	3E	3/4	1-1/4D	1/2	2

SIGN SIZE	DIMENSIONS (INCHES)									
	L	M	N	P	Q	R	S	T	U	V
STD	1	45°	3	2-5/16	11/16	5-1/8	37/64	1-5/64	5/64	3/32

REFERENCES


MdMUTCD SECTION - 2B.39, 2B.40, 2B.41, 7B.14

COLORS

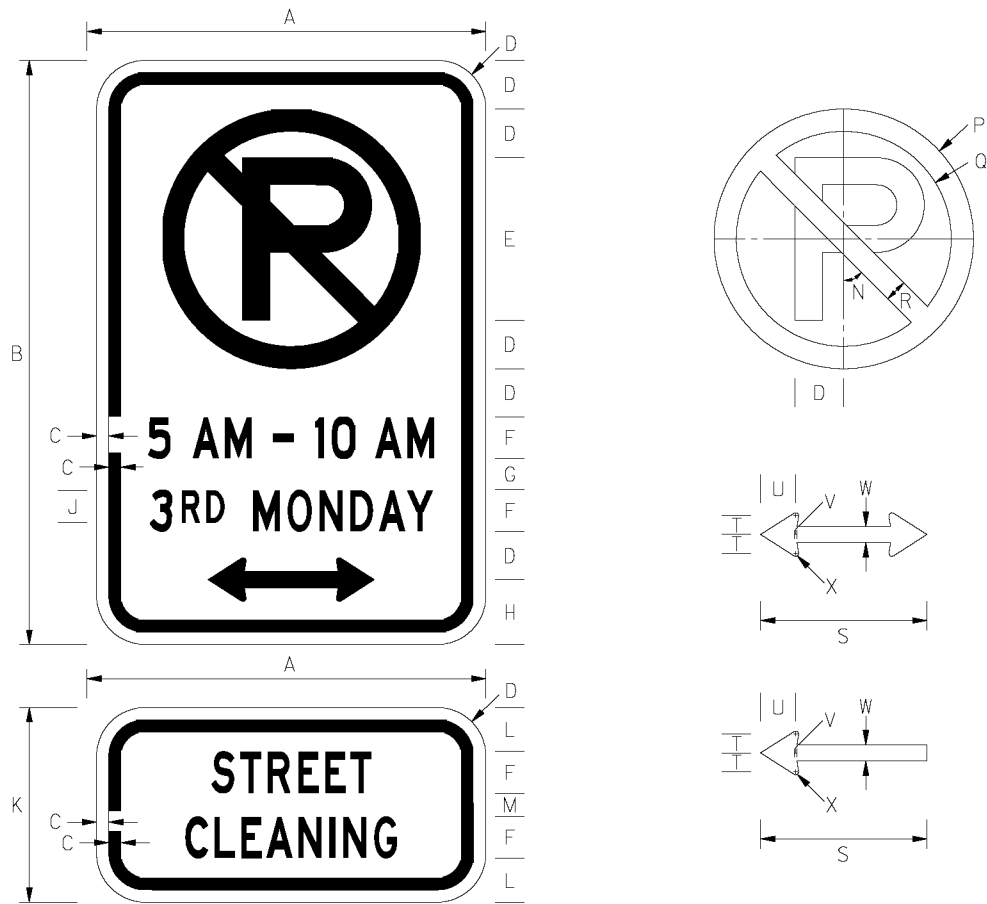
- LEGEND, CIRCLE & DIAGONAL - RED
- BACKGROUND - WHITE
- LETTER 'P' - BLACK

APPROVED Tom Hicks (signature on file)  
DIRECTOR - OFFICE OF TRAFFIC AND SAFETY

**Maryland Department of Transportation**  
**STATE HIGHWAY ADMINISTRATION**  
MARYLAND STANDARD HIGHWAY SIGNS  
**NO PARKING (SYMBOL) 8:30 AM TO 4 PM**  
**SCHOOL DAYS**

	APPROVAL • SHA REVISIONS	APPROVAL • FEDERAL HIGHWAY ADMINISTRATION
	APPROVAL <b>03/02/2009</b>	APPROVAL
	REVISED	REVISED
	REVISED	REVISED
	REVISED	REVISED

**SIGN NUMBER** **R7-2(4)**



NOTE: SAMPLE TIME/DAY MESSAGES SHOWN.

SIGN SIZE	DIMENSIONS (INCHES)										
	A	B	C	D	E	F	G	H	J	K	L
STD	12	18	3/8	1-1/2	5E	1-1/4C	1	2	1C	6	1-3/8

SIGN SIZE	DIMENSIONS (INCHES)										
	M	N	P	Q	R	S	T	U	V	W	X
STD	3/4	45°	4	3-5/16	11/16	5-1/8	37/64	1-5/64	5/64	1/2	3/32

REFERENCES

MdMUTCD SECTION - 2B.39, 2B.40, 2B.41, 7B.14

COLORS

LEGEND, CIRCLE & DIAGONAL - RED  
 BACKGROUND - WHITE  
 LETTER 'P' - BLACK

APPROVED Tom Hicks (signature on file)  
 DIRECTOR - OFFICE OF TRAFFIC AND SAFETY

**Maryland Department of Transportation**  
**STATE HIGHWAY ADMINISTRATION**  
 MARYLAND STANDARD HIGHWAY SIGNS



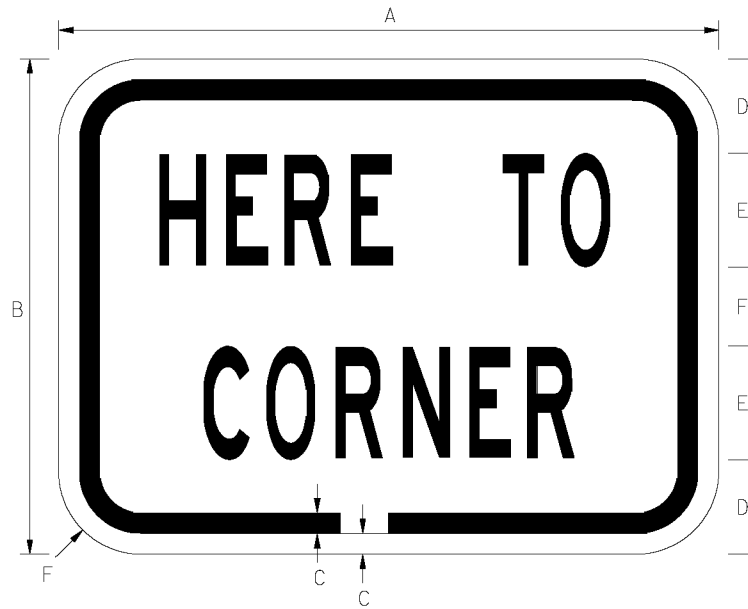
APPROVAL • SHA REVISIONS	APPROVAL • FEDERAL HIGHWAY ADMINISTRATION
APPROVAL <b>03/02/2009</b>	APPROVAL
REVISED	REVISED
REVISED	REVISED
REVISED	REVISED

**NO PARKING/STREET CLEANING**

**SIGN NUMBER**

**R7-2(5)**





SIGN SIZE	DIMENSIONS (INCHES)					
	A	B	C	D	E	F
STD	12	9	3/8	1-3/4	2B	1-1/2

REFERENCES

MdMUTCD SECTION - 2B.39, 2B.40, 2B.41, 7B.14

COLORS

LEGEND - RED

BACKGROUND - WHITE

APPROVED Tom Hicks (signature on file)  
DIRECTOR - OFFICE OF TRAFFIC AND SAFETY

**Maryland Department of Transportation**  
**STATE HIGHWAY ADMINISTRATION**  
MARYLAND STANDARD HIGHWAY SIGNS



APPROVAL • SHA REVISIONS	APPROVAL • FEDERAL HIGHWAY ADMINISTRATION
APPROVAL <b>03/02/2009</b>	APPROVAL
REVISED	REVISED
REVISED	REVISED
REVISED	REVISED

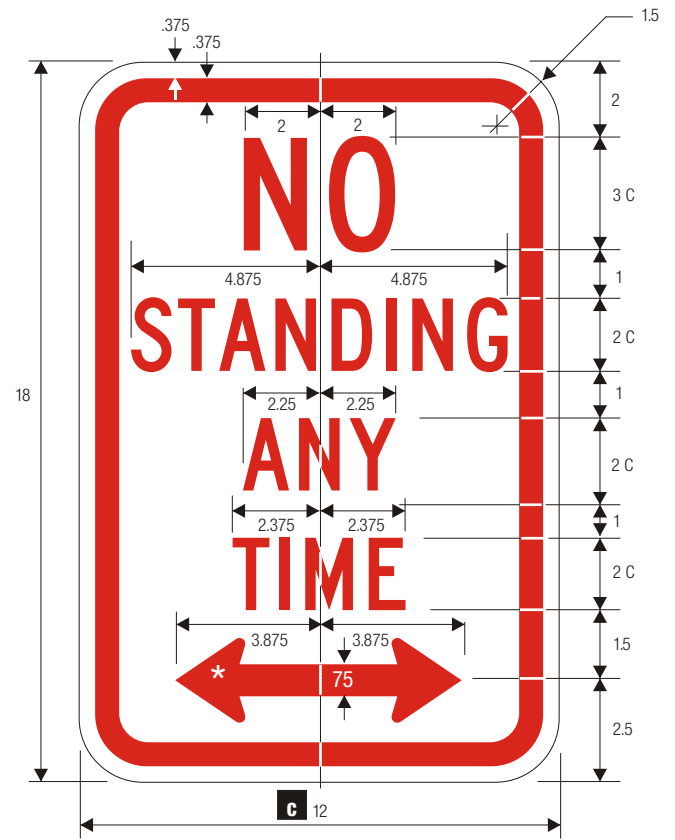
**HERE TO CORNER**

**SIGN NUMBER**

**R7-2(6)**



R7-3  
NO PARKING



R7-4  
NO PARKING

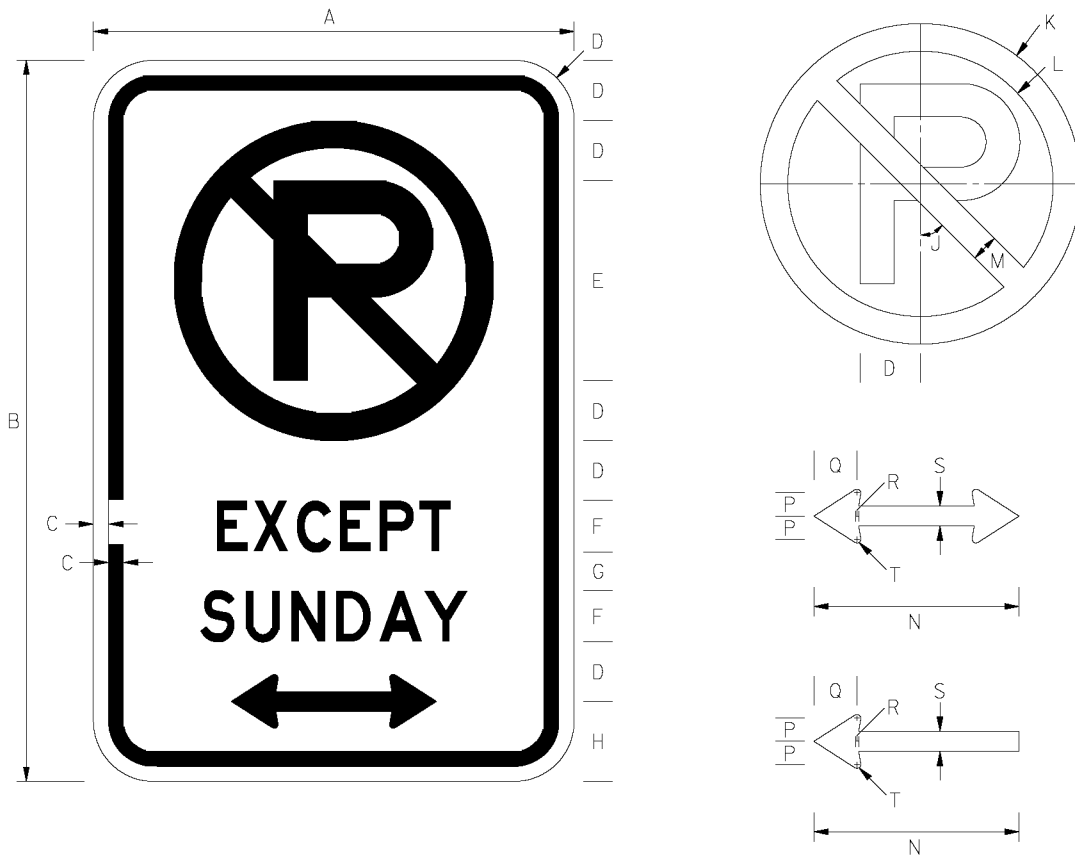
**SHA** ὙΠΟΒΑΪΡΟΣ ΣΑΥΑΝΟΑΥΟΟΑΣ ΠΡΟΑΝΟΒΟΑΥ ΡΟΟΕ  
 ὙΟΟΟΕ/ΟΟΑΕ ΟΑΤ ΟΕ ΒΟΕ/ΟΟΑΥ ΟΕΥΕ

**SHA** REFERENCES

MdMUTCD SECTION - 2B.39, 2B.40, 2B.41, 7B.14

**SHA** \* FOR ARROWHEAD DIMENSIONS REFER TO STANDARD ARROW  
 DETAILS IN APPENDIX-ARROWS SECTION FROM FHWA'S  
 STANDARD HIGHWAY SIGNS BOOK-APPENDIX SECTION.

COLORS: LEGEND — RED (RETROREFLECTIVE)  
 BACKGROUND — WHITE (RETROREFLECTIVE)



NOTE: SAMPLE TIME/DAY MESSAGES SHOWN.

SIGN SIZE	DIMENSIONS (INCHES)								
	A	B	C	D	E	F	G	H	J
STD	12	18	3/8	1-1/2	5E	1-1/4D	I	2	45°

SIGN SIZE	DIMENSIONS (INCHES)								
	K	L	M	N	P	Q	R	S	T
STD	4	3-5/16	11/16	5-1/8	37/64	1-5/64	5/64	1/2	3/32

REFERENCES

MdMUTCD SECTION - 2B.39, 2B.40, 2B.41, 7B.14

COLORS

LEGEND, CIRCLE & DIAGONAL - RED  
 BACKGROUND - WHITE  
 LETTER 'P' - BLACK

APPROVED Tom Hicks (signature on file)  
 DIRECTOR - OFFICE OF TRAFFIC AND SAFETY

**Maryland Department of Transportation**  
**STATE HIGHWAY ADMINISTRATION**  
 MARYLAND STANDARD HIGHWAY SIGNS

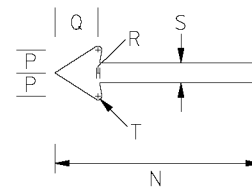
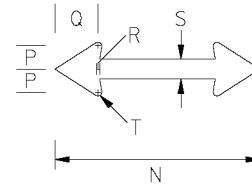
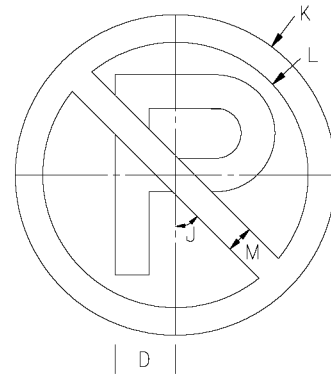



APPROVAL • SHA REVISIONS	APPROVAL • FEDERAL HIGHWAY ADMINISTRATION
APPROVAL <b>03/02/2009</b>	APPROVAL
REVISED	REVISED
REVISED	REVISED
REVISED	REVISED

**NO PARKING (SYMBOL) EXCEPT SUNDAY**

**SIGN NUMBER**

**R7-3(1)**



SIGN SIZE	DIMENSIONS (INCHES)								
	A	B	C	D	E	F	G	H	J
STD	12	18	3/8	1-1/2	5E	1-1/4D	I	2	45°

SIGN SIZE	DIMENSIONS (INCHES)								
	K	L	M	N	P	Q	R	S	T
STD	4	3-5/16	11/16	5-1/8	37/64	1-5/64	5/64	1/2	3/32

REFERENCES

MdMUTCD SECTION - 2B.39, 2B.40, 2B.41, 7B.14

COLORS

LEGEND, CIRCLE & DIAGONAL - RED  
 BACKGROUND - WHITE  
 LETTER 'P' - BLACK

APPROVED Tom Hicks (signature on file)  
 DIRECTOR - OFFICE OF TRAFFIC AND SAFETY

**Maryland Department of Transportation**  
**STATE HIGHWAY ADMINISTRATION**  
 MARYLAND STANDARD HIGHWAY SIGNS

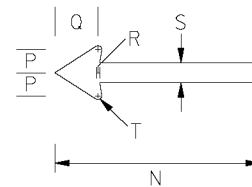
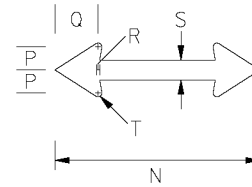
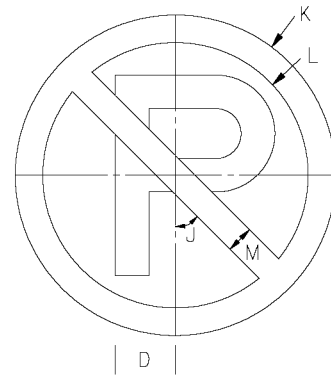



APPROVAL • SHA REVISIONS	APPROVAL • FEDERAL HIGHWAY ADMINISTRATION
APPROVAL <b>03/02/2009</b>	APPROVAL
REVISED	REVISED
REVISED	REVISED
REVISED	REVISED

**NO PARKING (SYMBOL) BUS STOP**

**SIGN NUMBER**

**R7-3(2)**



SIGN SIZE	DIMENSIONS (INCHES)								
	A	B	C	D	E	F	G	H	J
STD	12	18	3/8	1-1/2	5E	1-1/4D	I	2	45°

SIGN SIZE	DIMENSIONS (INCHES)								
	K	L	M	N	P	Q	R	S	T
STD	4	3-5/16	11/16	5-1/8	37/64	1-5/64	5/64	1/2	3/32

REFERENCES

MdMUTCD SECTION - 2B.39, 2B.40, 2B.41, 7B.14

COLORS

LEGEND, CIRCLE & DIAGONAL - RED  
 BACKGROUND - WHITE  
 LETTER 'P' - BLACK

APPROVED Tom Hicks (signature on file)  
 DIRECTOR - OFFICE OF TRAFFIC AND SAFETY

**Maryland Department of Transportation**  
**STATE HIGHWAY ADMINISTRATION**  
 MARYLAND STANDARD HIGHWAY SIGNS

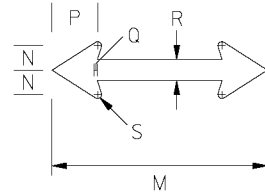
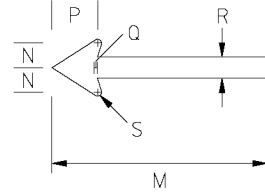


APPROVAL • SHA REVISIONS	APPROVAL • FEDERAL HIGHWAY ADMINISTRATION
APPROVAL <b>03/02/2009</b>	APPROVAL
REVISED	REVISED
REVISED	REVISED
REVISED	REVISED

**NO PARKING (SYMBOL) LOADING ZONE**

**SIGN NUMBER**

**R7-3(3)**



NOTE: SIGN SUPPLEMENTS FEDERAL SIGN R7-4.

\* SPACING REDUCED BY 30%

SIGN SIZE	DIMENSIONS (INCHES)								
	A	B	C	D	E	F	G	H	J
SPECIAL	18	24	3/8	5/8	2-1/2	3D	1-1/2	3C*	2-1/2D

SIGN SIZE	DIMENSIONS (INCHES)							
	K	L	M	N	P	Q	R	S
SPECIAL	3-1/2	1-1/2	7-11/16	7/8	1-5/8	1/8	3/4	9/64

REFERENCES

MdMUTCD SECTION - 2B.39, 2B.40, 2B.41, 7B.14

COLORS

LEGEND - RED

BACKGROUND - WHITE

APPROVED Tom Hicks (signature on file)  
DIRECTOR - OFFICE OF TRAFFIC AND SAFETY

**Maryland Department of Transportation**  
**STATE HIGHWAY ADMINISTRATION**

MARYLAND STANDARD HIGHWAY SIGNS

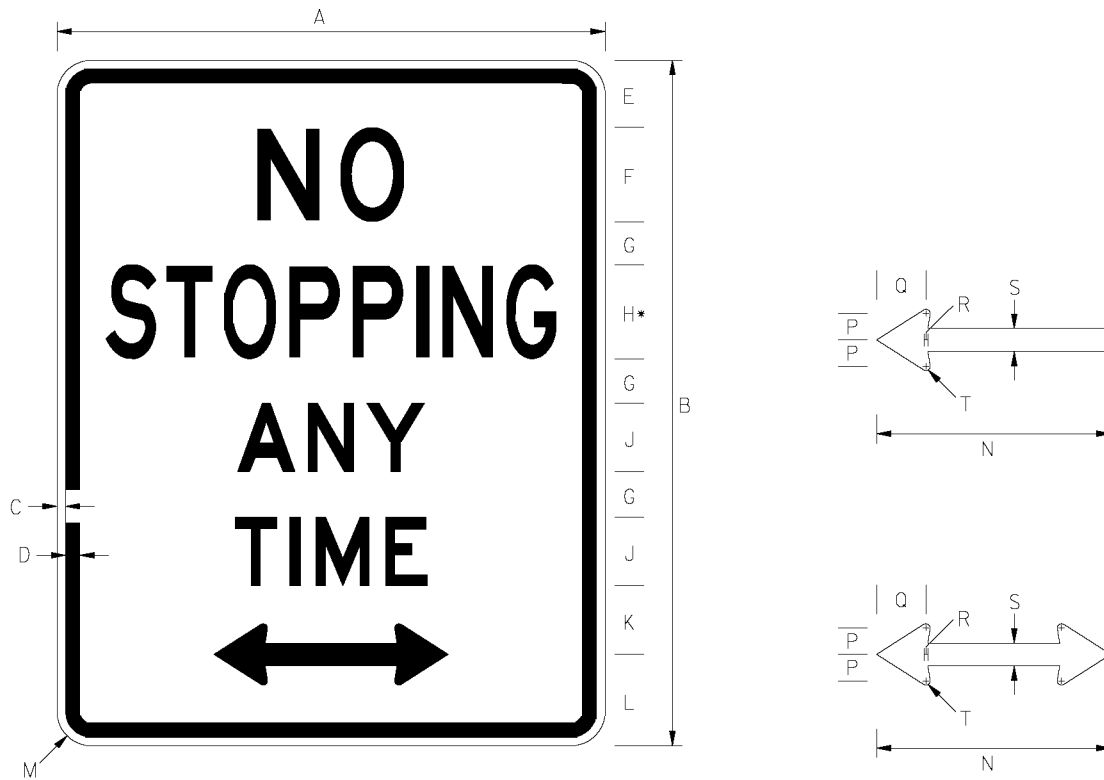
**NO STANDING ANY TIME**



APPROVAL • SHA REVISIONS	APPROVAL • FEDERAL HIGHWAY ADMINISTRATION
APPROVAL <b>03/02/2009</b>	APPROVAL
REVISED	REVISED
REVISED	REVISED
REVISED	REVISED

**SIGN NUMBER**

**R7-4(1)**



\* SPACING REDUCED BY 30%

SIGN SIZE	DIMENSIONS (INCHES)								
	A	B	C	D	E	F	G	H	J
MIN	18	24	3/8	5/8	2-1/2	3D	1-1/2	3C*	2-1/2D
STD	24	30	3/8	5/8	3	4D	2	4C*	3D
SPECIAL	36	48	5/8	7/8	3-1/2	6D	3	6C*	5D

SIGN SIZE	DIMENSIONS (INCHES)								
	K	L	M	N	P	Q	R	S	T
MIN	2-1/2	3-1/2	1-1/2	7-11/16	7/8	1-5/8	1/8	3/4	9/64
STD	3	4	1-1/2	10-1/4	1-5/32	2-5/32	5/32	1	3/16
SPECIAL	6-3/4	6-3/4	2-1/4	15-3/8	1-47/64	3-15/64	15/64	1-1/2	9/32

REFERENCES

MdMUTCD SECTION - 2B.39, 2B.40, 2B.41, 7B.14

COLORS

LEGEND - RED

BACKGROUND - WHITE

APPROVED Tom Hicks (signature on file)  
DIRECTOR - OFFICE OF TRAFFIC AND SAFETY

**Maryland Department of Transportation**  
**STATE HIGHWAY ADMINISTRATION**  
MARYLAND STANDARD HIGHWAY SIGNS

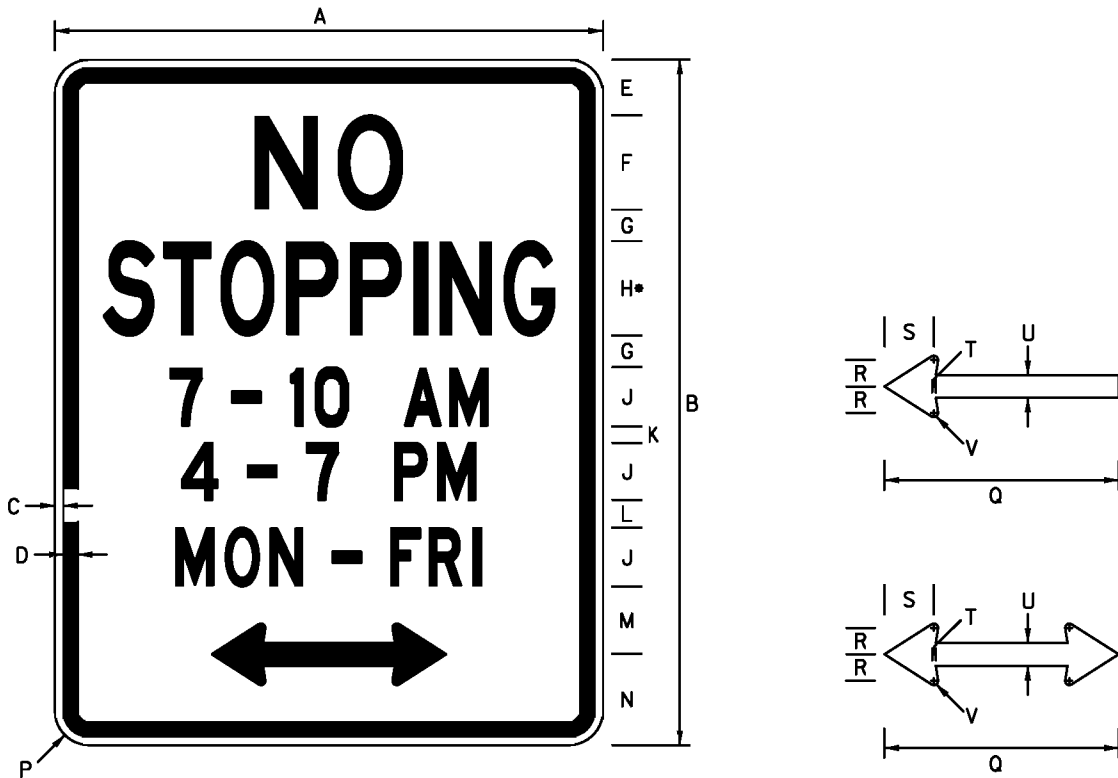


APPROVAL • SHA REVISIONS	APPROVAL • FEDERAL HIGHWAY ADMINISTRATION
APPROVAL <b>03/02/2009</b>	APPROVAL
REVISED	REVISED
REVISED	REVISED
REVISED	REVISED

**NO STOPPING ANY TIME**

**SIGN NUMBER**

**R7-4(2)**



NOTE: SAMPLE TIME/DAY MESSAGES SHOWN.

- SPACING REDUCED BY 30%.

SIGN SIZE	DIMENSIONS (INCHES)									
	A	B	C	D	E	F	G	H	J	K
MIN	18	24	3/8	5/8	2	3D	1-1/4	3C*	2C	1/2
STD	24	30	3/8	5/8	2-1/2	4D	1-1/2	4C*	2-1/2C	3/4

SIGN SIZE	DIMENSIONS (INCHES)									
	L	M	N	P	Q	R	S	T	U	V
MIN	1	2-1/2	3-1/2	1-1/2	7-11/16	7/8	1-5/8	1/8	3/4	9/64
STD	1-1/4	3	4	1-1/2	10-1/4	1-5/32	2-5/32	5/32	1	3/16

REFERENCES

MdMUTCD SECTION - 2B.39, 2B.40, 2B.41, 7B.14

COLORS

LEGEND - RED

BACKGROUND - WHITE

APPROVED Tom Hicks (signature on file)  
DIRECTOR - OFFICE OF TRAFFIC AND SAFETY

**Maryland Department of Transportation**  
**STATE HIGHWAY ADMINISTRATION**  
MARYLAND STANDARD HIGHWAY SIGNS




APPROVAL • SHA REVISIONS	APPROVAL • FEDERAL HIGHWAY ADMINISTRATION
APPROVAL 03/02/2009	APPROVAL
REVISED 06/28/2011	REVISED
REVISED	REVISED
REVISED	REVISED

**NO STOPPING 7 - 10 AM, 4 - 7 PM MON-FRI**

**SIGN NUMBER**

**R7-4(3)**





NOTE: SAMPLE TIME/DAY MESSAGES SHOWN.

\* SPACING REDUCED BY 30%.

SIGN SIZE	DIMENSIONS (INCHES)								
	A	B	C	D	E	F	G	H	J
MIN	18	24	3/8	5/8	2-1/2	3D	1-1/2	3C*	2-1/2C
STD	24	30	3/8	5/8	3	4D	2	4C*	3C

SIGN SIZE	DIMENSIONS (INCHES)							
	K	L	M	N	P	Q	R	S
MIN	3-1/2	1-1/2	7-11/16	7/8	1-5/8	1/8	3/4	9/64
STD	4	1-1/2	10-1/4	1-5/32	2-5/32	5/32	1	3/16

REFERENCES

MdMUTCD SECTION - 2B.39, 2B.40, 2B.41, 7B.14

COLORS

LEGEND - RED

BACKGROUND - WHITE

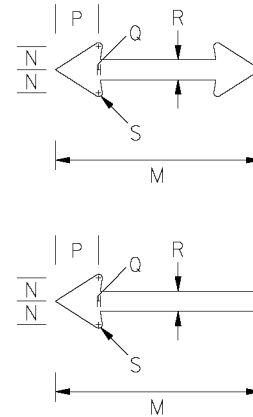
APPROVED	Tom Hicks (signature on file)	
	DIRECTOR - OFFICE OF TRAFFIC AND SAFETY	
	APPROVAL • SHA REVISIONS	APPROVAL • FEDERAL HIGHWAY ADMINISTRATION
	APPROVAL 03/02/2009	APPROVAL
	REVISED	REVISED
	REVISED	REVISED
	REVISED	REVISED

**Maryland Department of Transportation**  
**STATE HIGHWAY ADMINISTRATION**  
 MARYLAND STANDARD HIGHWAY SIGNS

**NO STOPPING 7 AM - 7 PM MON-FRI**

**SIGN NUMBER**

**R7-4(4)**



NOTE: SAMPLE TIME/DAY MESSAGES SHOWN.

\* SPACING REDUCED BY 40%.

SIGN SIZE	DIMENSIONS (INCHES)								
	A	B	C	D	E	F	G	H	J
STD	12	18	3/8	1-3/4	2-1/2D	I	2-1/2B*	3/4	1-1/2C

SIGN SIZE	DIMENSIONS (INCHES)							
	K	L	M	N	P	Q	R	S
STD	1-1/2	2	5-1/8	37/64	1-5/64	5/64	1/2	3/32

REFERENCES

MdMUTCD SECTION - 2B.39, 2B.40, 2B.41, 7B.14

COLORS

LEGEND - RED

BACKGROUND - WHITE

APPROVED Tom Hicks (signature on file)  
DIRECTOR - OFFICE OF TRAFFIC AND SAFETY

**Maryland Department of Transportation**  
**STATE HIGHWAY ADMINISTRATION**  
MARYLAND STANDARD HIGHWAY SIGNS

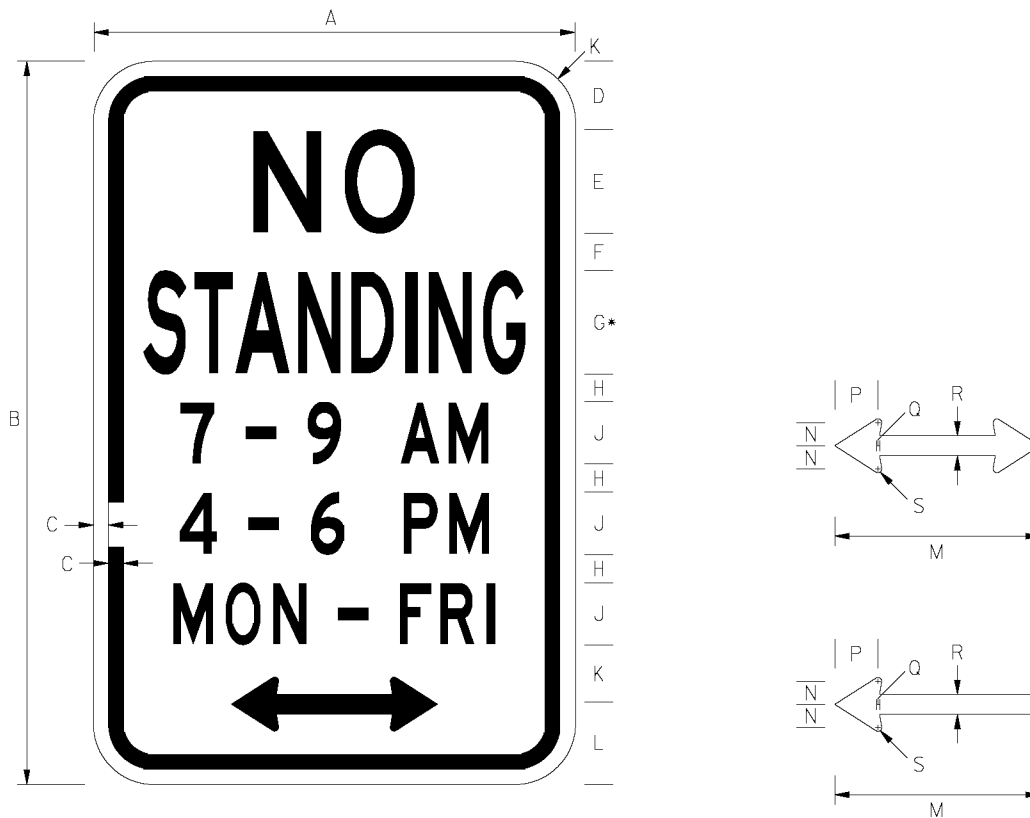


APPROVAL • SHA REVISIONS	APPROVAL • FEDERAL HIGHWAY ADMINISTRATION
APPROVAL <b>03/02/2009</b>	APPROVAL
REVISED	REVISED
REVISED	REVISED
REVISED	REVISED

**NO STOPPING 6 PM FRI TO 9 PM SUN**

**SIGN NUMBER**

**R7-4(5)**



NOTE: SAMPLE TIME/DAY MESSAGES SHOWN.

\* SPACING REDUCED BY 40%.

SIGN SIZE	DIMENSIONS (INCHES)								
	A	B	C	D	E	F	G	H	J
STD	12	18	3/8	1-3/4	2-1/2D	I	2-1/2B*	3/4	1-1/2C

SIGN SIZE	DIMENSIONS (INCHES)							
	K	L	M	N	P	Q	R	S
STD	1-1/2	2	5-1/8	37/64	1-5/64	5/64	1/2	3/32

REFERENCES

MdMUTCD SECTION - 2B.39, 2B.40, 2B.41, 7B.14

COLORS

LEGEND - RED

BACKGROUND - WHITE

APPROVED Tom Hicks (signature on file)  
DIRECTOR - OFFICE OF TRAFFIC AND SAFETY

**Maryland Department of Transportation**  
**STATE HIGHWAY ADMINISTRATION**  
MARYLAND STANDARD HIGHWAY SIGNS

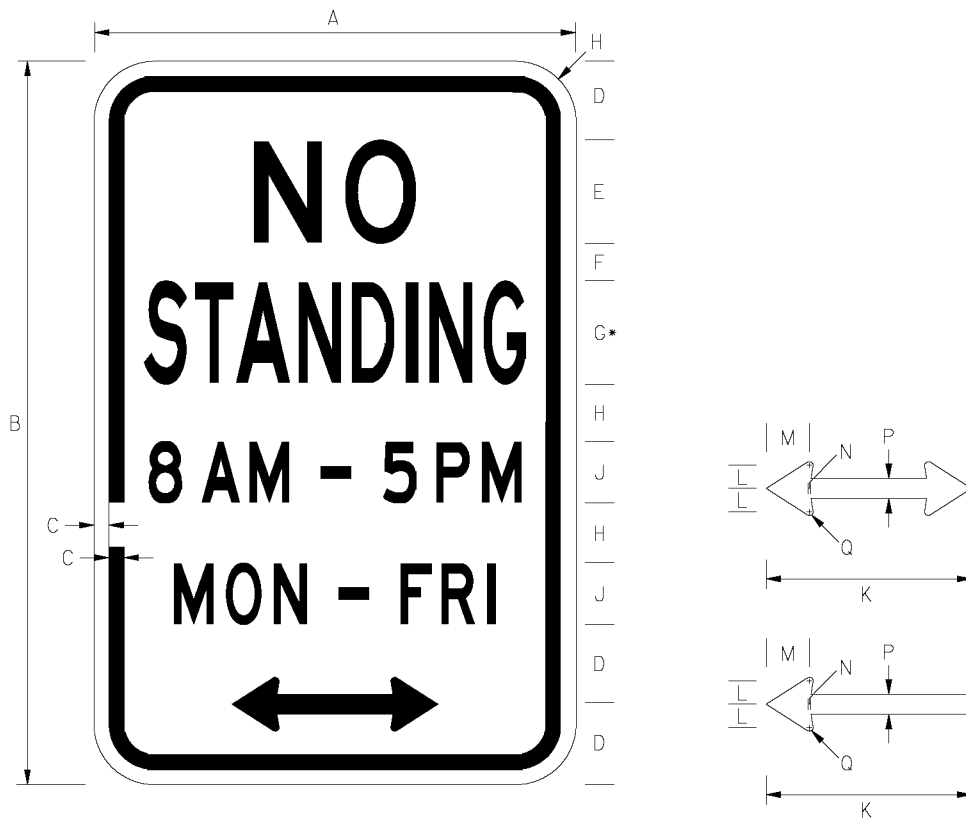


APPROVAL • SHA REVISIONS	APPROVAL • FEDERAL HIGHWAY ADMINISTRATION
APPROVAL <b>03/02/2009</b>	APPROVAL
REVISED	REVISED
REVISED	REVISED
REVISED	REVISED

**NO STANDING 7 - 9 AM, 4 - 6 PM MON - FRI**

**SIGN NUMBER**

**R7-4(6)**



NOTE: SAMPLE TIME/DAY MESSAGES SHOWN.

\* SPACING REDUCED BY 40%.

SIGN SIZE	DIMENSIONS (INCHES)							
	A	B	C	D	E	F	G	H
STD	12	18	3/8	2	2-1/20	1	2-1/2B*	1-1/2

SIGN SIZE	DIMENSIONS (INCHES)						
	J	K	L	M	N	P	Q
STD	1-1/2C	5-1/8	37/64	1-5/64	5/64	1/2	3/32

REFERENCES

MdMUTCD SECTION - 2B.39, 2B.40, 2B.41, 7B.14

COLORS

LEGEND - RED

BACKGROUND - WHITE

APPROVED Tom Hicks (signature on file)  
DIRECTOR - OFFICE OF TRAFFIC AND SAFETY

**Maryland Department of Transportation**  
**STATE HIGHWAY ADMINISTRATION**  
MARYLAND STANDARD HIGHWAY SIGNS

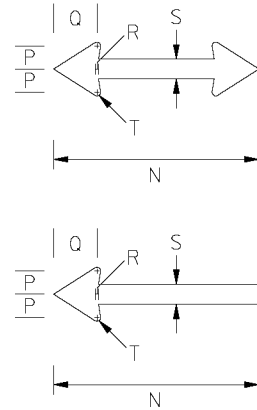


APPROVAL • SHA REVISIONS	APPROVAL • FEDERAL HIGHWAY ADMINISTRATION
APPROVAL <b>03/02/2009</b>	APPROVAL
REVISED	REVISED
REVISED	REVISED
REVISED	REVISED

**NO STANDING 8 AM - 5 PM MON-FRI**

**SIGN NUMBER**

**R7-4(7)**



NOTE: SAMPLE TIME/DAY MESSAGES SHOWN.

\* SPACING REDUCED BY 40%.

SIGN SIZE	DIMENSIONS (INCHES)								
	A	B	C	D	E	F	G	H	J
STD	12	18	3/8	2	2-1/2D	1	2-1/2B*	3/4	1-1/2C

SIGN SIZE	DIMENSIONS (INCHES)								
	K	L	M	N	P	Q	R	S	T
STD	1C	1-3/4	1-1/2	5-1/8	37/64	1-5/64	5/64	1/2	3/32

REFERENCES

MdMUTCD SECTION - 2B.39, 2B.40, 2B.41, 7B.14

COLORS

LEGEND - RED

BACKGROUND - WHITE

APPROVED Tom Hicks (signature on file)  
DIRECTOR - OFFICE OF TRAFFIC AND SAFETY

**Maryland Department of Transportation**  
**STATE HIGHWAY ADMINISTRATION**  
MARYLAND STANDARD HIGHWAY SIGNS



APPROVAL • SHA REVISIONS	APPROVAL • FEDERAL HIGHWAY ADMINISTRATION
APPROVAL <b>03/02/2009</b>	APPROVAL
REVISED	REVISED
REVISED	REVISED
REVISED	REVISED

**NO STANDING 8:30 AM TO 4 PM EXCEPT SUN**

**SIGN NUMBER**

**R7-4(8)**



- NOTES:
1. FOR ARROW DIMENSIONS REFER TO R7-200(I) FOR "MIN" ARROW AND R7-4(I) FOR "STD" ARROW.
  2. FOR SYMBOL DESIGN CONTACT SHA SIGN SHOP.

SIGN SIZE	DIMENSIONS (INCHES)									
	A	B	C	D	E	F	G	H	J	K
MIN	12	18	3/8	3/8	10-5/8	2B	1-1/2	6	9/16	1-1/4
STD	18	24	3/8	5/8	13-11/16	3B	1-1/2	8	7/16	1-1/2

SIGN SIZE	DIMENSIONS (INCHES)									
	L	M	N	P	Q	R	S	T	U	
MIN	3/16	1/2	1-3/4B	1-1/8	1-1/4D	1	1/2	1-5/8	3-1/4	
STD	3/8	7/8	2-1/2B	1-1/2	2D	1-1/4	3/4	2-1/16	5	

REFERENCES

MdMUTCD SECTION - 2B.39, 2B.40, 2B.41, 7B.14

COLORS

LEGEND

TOP - WHITE  
 BOTTOM - RED

BACKGROUND

TOP - BLUE  
 BOTTOM - WHITE

APPROVED Tom Hicks (signature on file)  
 DIRECTOR - OFFICE OF TRAFFIC AND SAFETY

**Maryland Department of Transportation**  
**STATE HIGHWAY ADMINISTRATION**  
 MARYLAND STANDARD HIGHWAY SIGNS



APPROVAL • SHA REVISIONS	APPROVAL • FEDERAL HIGHWAY ADMINISTRATION
APPROVAL <b>03/02/2009</b>	APPROVAL
REVISED	REVISED
REVISED	REVISED
REVISED	REVISED

**BUS STOP (SYMBOL) - NO STANDING ANYTIME**

SIGN NUMBER

**R7-4(9)**



SMA REFERENCES

R7-5 NO PARKING

MdMUTCD SECTION - 2B.39, 2B.40, 2B.41, 7B.14

LEGEND - GREEN (RETROREFL) BACKGROUND - WHITE (RETROREFL)



R7-6 NO PARKING

LEGEND - RED (RETROREFL) BACKGROUND - WHITE (RETROREFL)



R7-7 NO PARKING

LEGEND - RED (RETROREFL) BACKGROUND - WHITE (RETROREFL)

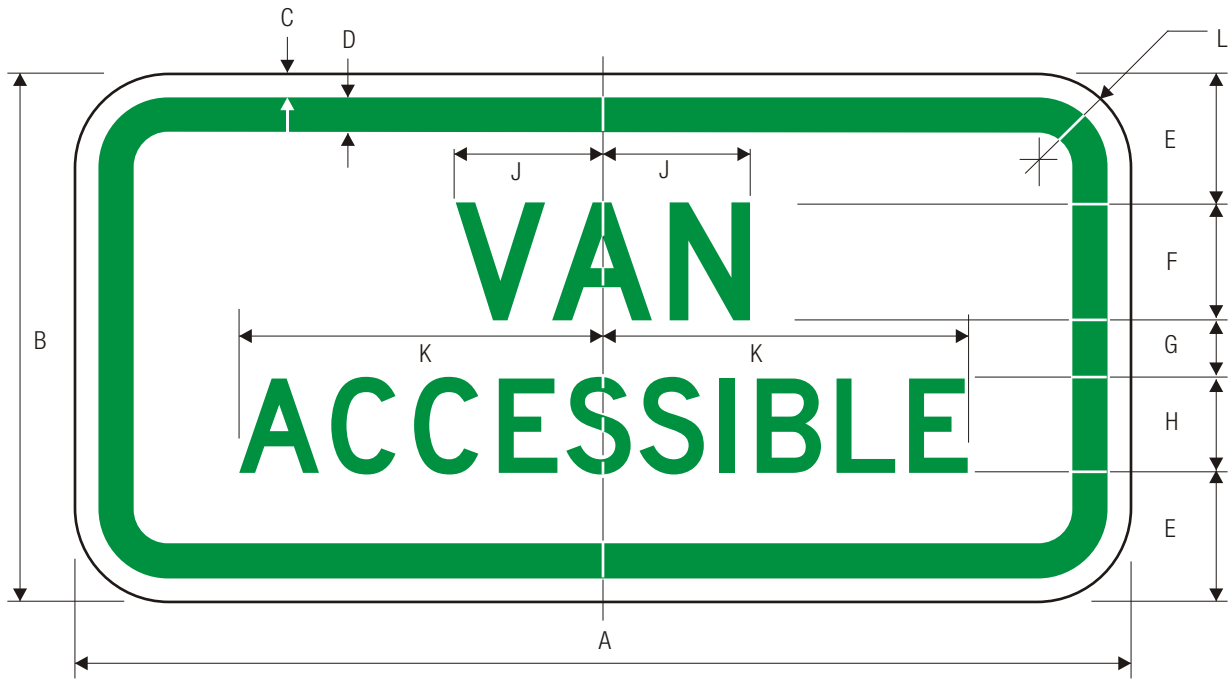


R7-8 NO PARKING

SMA REFERENCES

MdMUTCD SECTION - 2B.39, 2B.40, 2B.41, 7B.14

LEGEND - GREEN (RETROREFL), WHITE SYMBOL ON BLUE (RETROREFL) BACKGROUND - WHITE (RETROREFL)



R7-8a  
VAN ACCESSABLE **SMA** REFERENCES  
MdMUTCD SECTION - 2B.39, 2B.40, 7B.14



R7-8b  
VAN ACCESSABLE **SMA** REFERENCES  
MdMUTCD SECTION - 2B.39, 2B.40, 7B.14

A	B	C	D	E	F	G	H	J	K	L
12	6	.375	.438	1.5	1.5 D	.5	1 D	1.871	3.859	1.5
18	9	.375	.438	2.25	2 D	1	1.5 D	2.493	5.784	1.5

**PARKING APPLICATION**

COLORS: LEGEND — GREEN (RETROREFLECTIVE) OR BLACK  
BACKGROUND — WHITE (RETROREFLECTIVE)

**DIRECTIONAL APPLICATION**

COLORS: LEGEND — WHITE (RETROREFLECTIVE)  
BACKGROUND — BLUE (RETROREFLECTIVE)





NOTE: SIGN SUPPLEMENTS FEDERAL SIGN R7-8.

SIGN SIZE	DIMENSIONS (INCHES)					
	A	B	C	D	E	F
STD	12	6	3/8	1-1/2	10	1

REFERENCES

MdMUTCD SECTION - 2B.39, 2B.40, 2B.41, 7B.14

COLORS

LEGEND - GREEN  
BACKGROUND - WHITE

APPROVED Tom Hicks (signature on file)  
DIRECTOR - OFFICE OF TRAFFIC AND SAFETY

	APPROVAL • SHA REVISIONS	APPROVAL • FEDERAL HIGHWAY ADMINISTRATION
	APPROVAL <b>03/02/2009</b>	APPROVAL
	REVISED	REVISED
	REVISED	REVISED

**Maryland Department of Transportation**  
**STATE HIGHWAY ADMINISTRATION**  
 MARYLAND STANDARD HIGHWAY SIGNS  
**PARKING RESERVED - TAG OR PERMIT ONLY**

**SIGN NUMBER** **R7-8(1)**



NOTE: SIGN SUPPLEMENTS FEDERAL SIGN R7-8.

SIGN SIZE	DIMENSIONS (INCHES)					
	A	B	C	D	E	F
STD	12	9	3/8	1-3/4	2B	1-1/2

REFERENCES

MdMUTCD SECTION - 2B.39, 2B.40, 2B.41, 7B.14

COLORS

LEGEND - GREEN  
BACKGROUND - WHITE

APPROVED Tom Hicks (signature on file)  
DIRECTOR - OFFICE OF TRAFFIC AND SAFETY

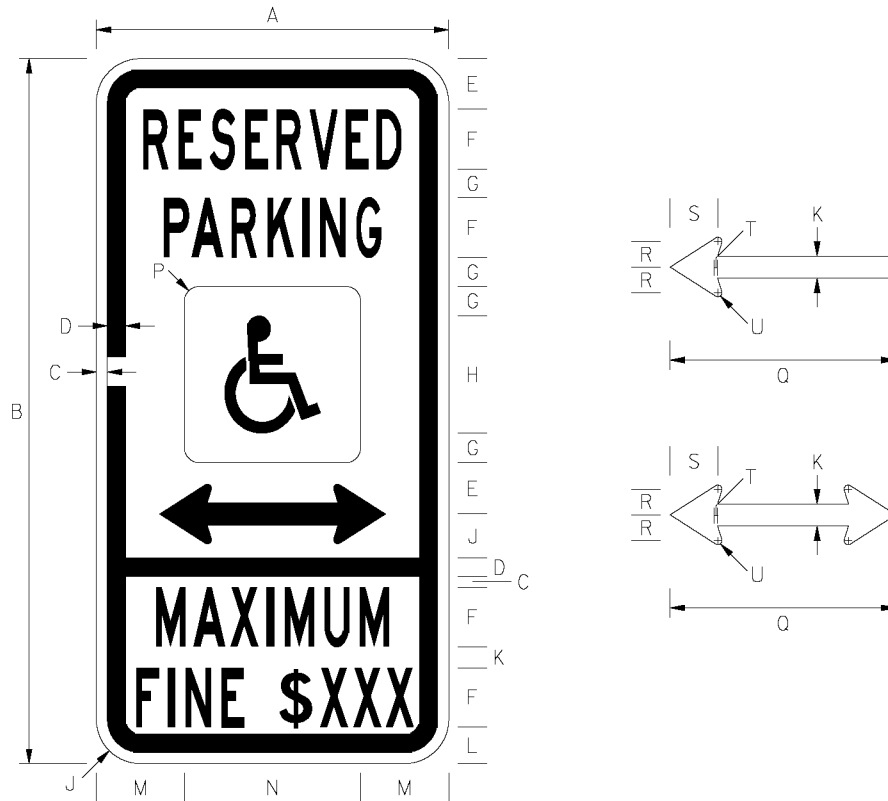
	APPROVAL • SHA REVISIONS	APPROVAL • FEDERAL HIGHWAY ADMINISTRATION
	APPROVAL <b>03/02/2009</b>	APPROVAL
	REVISED	REVISED
	REVISED	REVISED
	REVISED	REVISED

**Maryland Department of Transportation**  
**STATE HIGHWAY ADMINISTRATION**  
MARYLAND STANDARD HIGHWAY SIGNS

**MAXIMUM FINE \$XXX**

**SIGN NUMBER**

**R7-8(2)**



**NOTES:**

1. ARROW MAY BE REMOVED IF NECESSARY.
2. FOR SYMBOL DESIGN REFER TO THE APPENDIX-GRID SECTION FROM FHWA'S STANDARD HIGHWAY SIGNS BOOK-APPENDIX SECTION.

SIGN SIZE	DIMENSIONS (INCHES)									
	A	B	C	D	E	F	G	H	J	K
STD	12	24	3/8	5/8	1-3/4	2B	1	4	1-1/2	3/4

SIGN SIZE	DIMENSIONS (INCHES)									
	L	M	N	P	Q	R	S	T	U	
STD	1-1/4	3	6	1/2	7-11/16	7/8	1-5/8	1/8	9/64	

**REFERENCES**

MdMUTCD SECTION - 2B.39, 2B.40, 2B.41, 7B.14

**COLORS**

LEGEND - GREEN  
 BACKGROUND - WHITE  
 HANDICAP INLAY - WHITE ON BLUE

APPROVED Tom Hicks (signature on file)  
 DIRECTOR - OFFICE OF TRAFFIC AND SAFETY

**Maryland Department of Transportation  
 STATE HIGHWAY ADMINISTRATION**

MARYLAND STANDARD HIGHWAY SIGNS

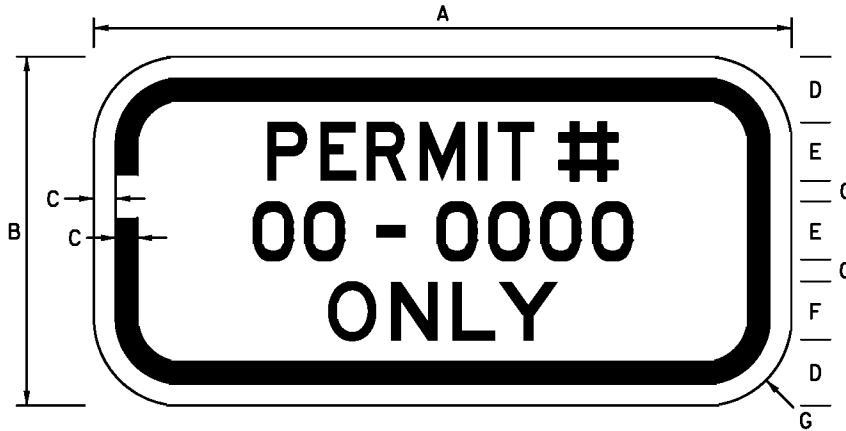
**RESERVED PARKING (HANDICAP SYMBOL)  
 MAXIMUM FINE \$XXX**



APPROVAL • SHA REVISIONS	APPROVAL • FEDERAL HIGHWAY ADMINISTRATION
APPROVAL <b>03/02/2009</b>	APPROVAL
REVISED	REVISED
REVISED	REVISED
REVISED	REVISED

**SIGN NUMBER**

**R7-8(3)**



NOTE: SIGN SUPPLEMENTS FEDERAL SIGN R7-8.

SIGN SIZE	DIMENSIONS (INCHES)						
	A	B	C	D	E	F	G
STD	12	6	3/8	1-1/8	1 D	1E	1-1/2

REFERENCES

MdMUTCD SECTION - 2B.39, 2B.40, 2B.41, 7B.14

COLORS

LEGEND - GREEN  
BACKGROUND - WHITE

APPROVED Tom Hicks (signature on file)  
DIRECTOR - OFFICE OF TRAFFIC AND SAFETY

**Maryland Department of Transportation**  
**STATE HIGHWAY ADMINISTRATION**  
MARYLAND STANDARD HIGHWAY SIGNS



APPROVAL • SHA REVISIONS	APPROVAL • FEDERAL HIGHWAY ADMINISTRATION
APPROVAL <b>09/07/2011</b>	APPROVAL
REVISED	REVISED
REVISED	REVISED
REVISED	REVISED

**PARKING RESERVED - PERMIT # 00-0000 ONLY**

**SIGN NUMBER**

**R7-8(5)**



**C** 12

R7-9

NO PARKING, BIKE LANE

**SHA** SIGN SHALL NOT BE USED ALONG STATE OWNED, OPERATED AND MAINTAINED ROADWAYS.

TOP LEFT

COLORS: LEGEND — WHITE (RETROREFLECTIVE)  
BACKGROUND — RED (RETROREFLECTIVE)

\*Reduce spacing 60%  
\*\*Reduce spacing 50%

TOP RIGHT

COLORS: LEGEND — RED (RETROREFLECTIVE)  
BACKGROUND — WHITE (RETROREFLECTIVE)

BOTTOM

COLORS: LEGEND — RED (RETROREFLECTIVE)  
BACKGROUND — WHITE (RETROREFLECTIVE)



R7-9a

NO PARKING, BIKE LANE

COLORS: LEGEND, CIRCLE, DIAGONAL, BORDER — RED (RETROREFLECTIVE)  
 SYMBOL — BLACK  
 BACKGROUND — WHITE (RETROREFLECTIVE)

**SMA** REFERENCES

MdMUTCD SECTION - 2B.39, 2B.40, 2B.41, 7B.14, 9B.09



NOTE: FOR SYMBOL DESIGN REFER TO THE APPENDIX-GRID SECTION FROM FHWA'S STANDARD HIGHWAY SIGNS BOOK-APPENDIX SECTION.

- \* SPACING REDUCED BY 50%
- \*\* SPACING REDUCED BY 60%

SIGN SIZE	DIMENSIONS (INCHES)											
	A	B	C	D	E	F	G	H	J	K	L	M
STD	12	18	3/8	1-3/4	3B*	2-1/4	2B**	1-7/8	1-1/2	3-3/4	3C	2-1/8

#### REFERENCES

MdMUTCD SECTION - 2B.39, 2B.41, 7B.14, 9B.09

#### COLORS

LEGEND - RED  
 BACKGROUND - WHITE  
 'NO' IS WHITE ON RED

APPROVED Tom Hicks (signature on file)  
 DIRECTOR - OFFICE OF TRAFFIC AND SAFETY

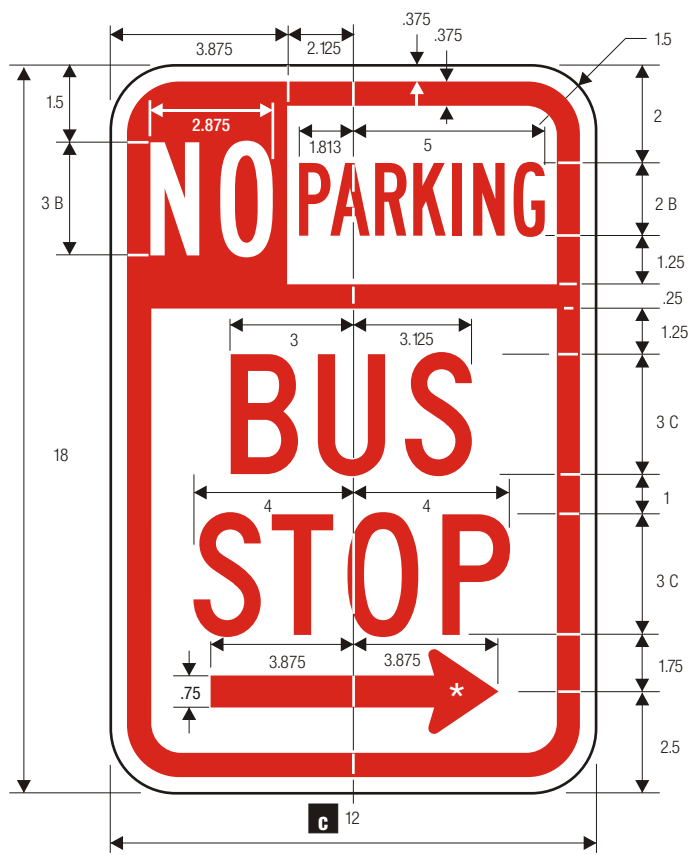
	APPROVAL • SHA REVISIONS	APPROVAL • FEDERAL HIGHWAY ADMINISTRATION
	APPROVAL <b>03/02/2009</b>	APPROVAL
	REVISED	REVISED
	REVISED	REVISED

**Maryland Department of Transportation**  
**STATE HIGHWAY ADMINISTRATION**  
 MARYLAND STANDARD HIGHWAY SIGNS

**NO PARKING BIKE LANE (SYMBOL)**

**SIGN NUMBER**

**R7-9(1)**



**R7-107**  
NO PARKING



**R7-107a**  
NO PARKING (WITH TRANSIT LOGO)

TOP LEFT  
COLORS: LEGEND — WHITE (RETROREFLECTIVE)  
BACKGROUND — RED (RETROREFLECTIVE)

TOP RIGHT  
COLORS: LEGEND — RED (RETROREFLECTIVE)  
BACKGROUND — WHITE (RETROREFLECTIVE)

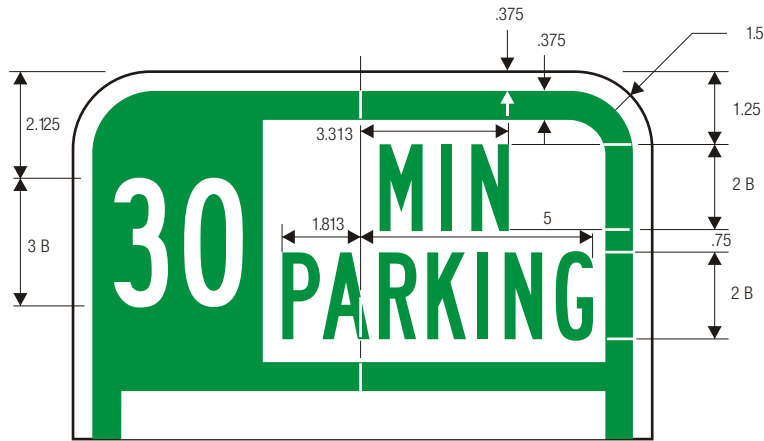
BOTTOM  
COLORS: LEGEND — RED (RETROREFLECTIVE)  
BACKGROUND — WHITE (RETROREFLECTIVE)

COLORS: LEGEND, CIRCLE & DIAGONAL — RED (RETROREFLECTIVE)  
SYMBOLS, LOGO — BLACK  
ARROW — RED  
BACKGROUND — WHITE (RETROREFLECTIVE)

**SHA** \* FOR ARROWHEAD DIMENSIONS REFER TO STANDARD ARROW DETAILS IN APPENDIX-ARROWS SECTION FROM FHWA'S STANDARD HIGHWAY SIGNS BOOK-APPENDIX SECTION.

**SHA** \*\* FOR SYMBOL DESIGN REFER TO THE APPENDIX-GRID SECTION FROM FHWA'S STANDARD HIGHWAY SIGNS BOOK-APPENDIX SECTION





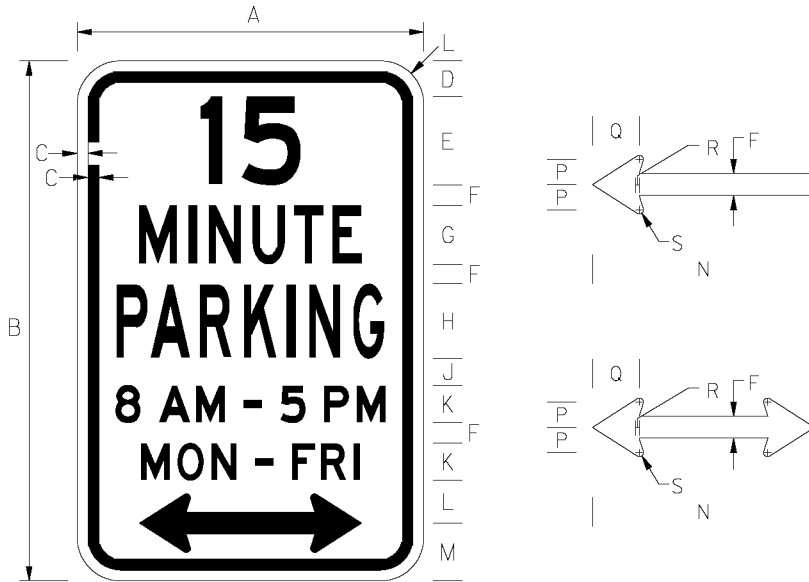
R7-108

NO PARKING-TIME

COLORS: LEGEND — GREEN (RETROREFLECTIVE)  
 BACKGROUND — WHITE (RETROREFLECTIVE)

SHA REFERENCES

MdMUTCD SECTION - 2B.39, 2B.40, 2B.41, 7B.14



NOTE: SAMPLE TIME/DAY MESSAGES SHOWN.

SIGN SIZE	DIMENSIONS (INCHES)								
	A	B	C	D	E	F	G	H	J
STD	12	18	3/8	1-1/4	3D	3/4	2C	2-1/2B	I

SIGN SIZE	DIMENSIONS (INCHES)							
	K	L	M	N	P	Q	R	S
STD	1-1/4D	1-1/2	2	7-11/16	7/8	1-5/8	1/8	9/64

REFERENCES

MdMUTCD SECTION - 2B.39, 2B.40, 2B.41, 7B.14

COLORS

LEGEND - GREEN  
BACKGROUND - WHITE

APPROVED Tom Hicks (signature on file)  
DIRECTOR - OFFICE OF TRAFFIC AND SAFETY

**Maryland Department of Transportation**  
**STATE HIGHWAY ADMINISTRATION**  
MARYLAND STANDARD HIGHWAY SIGNS



APPROVAL • SHA REVISIONS	APPROVAL • FEDERAL HIGHWAY ADMINISTRATION
APPROVAL <b>03/02/2009</b>	APPROVAL
REVISED	REVISED
REVISED	REVISED
REVISED	REVISED

**15 MINUTE PARKING 8 AM - 5 PM MON - FRI**

**SIGN NUMBER**

**R7-108(1)**



R7-200


NO PARKING/RESTRICTED PARKING (COMBINED SIGN)

**SHA** SIGN SHALL NOT BE USED ALONG STATE OWNED, OPERATED AND MAINTAINED ROADWAYS.

**SHA** \* FOR ARROWHEAD DIMENSIONS REFER TO STANDARD ARROW DETAILS IN APPENDIX-ARROWS SECTION FROM FHWA'S STANDARD HIGHWAY SIGNS BOOK-APPENDIX SECTION.

COLORS: LEGEND — RED (RETROREFLECTIVE)  
BACKGROUND — WHITE (RETROREFLECTIVE)

COLORS: LEGEND — GREEN (RETROREFLECTIVE)  
BACKGROUND — WHITE (RETROREFLECTIVE)



NOTE: SAMPLE TIME/DAY MESSAGES SHOWN.

SIGN SIZE	DIMENSIONS (INCHES)								
	A	B	C	D	E	F	G	H	J
STD	24	18	3/8	1-1/4	1-1/2	5E	I	2C	5/8

SIGN SIZE	DIMENSIONS (INCHES)								
	K	L	M	N	P	Q	R	S	T
STD	1-3/8	1-3/4	7/8	2B	2	1-11/16	4C	3-1/2	11-13/16

SIGN SIZE	DIMENSIONS (INCHES)									
	U	V	W	X	Y	Z	AA	AB	AC	AD
STD	4	3-5/16	11/16	45°	5-1/8	37/64	1-5/64	5/64	1/2	3/32

REFERENCES

MdMUTCD SECTION - 2B.39, 2B.40, 2B.41, 7B.14

COLORS

LEGEND

LEFT/MIDDLE DIVIDER - RED  
RIGHT - GREEN

BACKGROUND

LEFT - WHITE  
RIGHT - WHITE

LETTER 'P'

- BLACK

'1' IS WHITE ON GREEN

APPROVED Tom Hicks (signature on file)  
DIRECTOR - OFFICE OF TRAFFIC AND SAFETY




APPROVAL • SHA REVISIONS	APPROVAL • FEDERAL HIGHWAY ADMINISTRATION
APPROVAL <b>03/02/2009</b>	APPROVAL
REVISED	REVISED
REVISED	REVISED
REVISED	REVISED

**Maryland Department of Transportation**  
**STATE HIGHWAY ADMINISTRATION**  
MARYLAND STANDARD HIGHWAY SIGNS

**NO PARKING (SYMBOL) ANY TIME**  
**1 HOUR PARKING 9AM - 7PM MON - FRI**

**SIGN NUMBER**

**R7-200(1)**



NOTE: SAMPLE TIME/DAY MESSAGES SHOWN.

SIGN SIZE	DIMENSIONS (INCHES)											
	A	B	C	D	E	F	G	H	J	K	L	M
STD	24	18	3/8	1	1-1/2	3E	3/4	2B	1-3/4	2	3C	2C

SIGN SIZE	DIMENSIONS (INCHES)											
	N	P	Q	R	S	T	U	V	W	X	Y	Z
STD	2-1/4	11-13/16	3	2-5/16	11/16	45°	5-1/8	37/64	1-5/64	5/64	1/2	3/32

REFERENCES

MdMUTCD SECTION - 2B.39, 2B.40, 2B.41, 7B.14

COLORS

LEGEND

LEFT/MIDDLE DIVIDER - RED  
 RIGHT - GREEN

BACKGROUND

LEFT - WHITE  
 RIGHT - WHITE

LETTER 'P' - BLACK

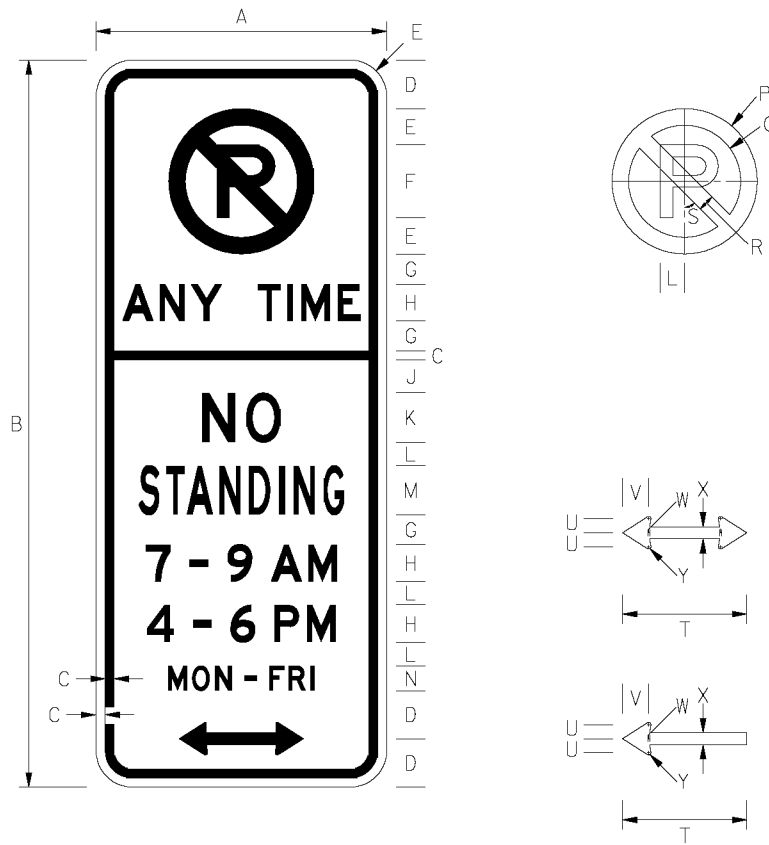
CIRCLE & DIAGONAL - RED

APPROVED	Tom Hicks (signature on file)	
	DIRECTOR - OFFICE OF TRAFFIC AND SAFETY	
	APPROVAL • SHA REVISIONS	APPROVAL • FEDERAL HIGHWAY ADMINISTRATION
	APPROVAL <b>03/02/2009</b>	APPROVAL
	REVISED	REVISED
	REVISED	REVISED

**Maryland Department of Transportation**  
**STATE HIGHWAY ADMINISTRATION**  
 MARYLAND STANDARD HIGHWAY SIGNS

**NO PARKING (SYMBOL) 6:30 AM TO 9:30 PM**  
**MON - FRI/NO STANDING ANY TIME**

**SIGN NUMBER R7-200(2)**



NOTE: SAMPLE TIME/DAY MESSAGES SHOWN.

SIGN SIZE	DIMENSIONS (INCHES)											
	A	B	C	D	E	F	G	H	J	K	L	M
STD	12	30	3/8	2	1-1/2	3E	1-1/4	1-1/2D	1-3/8	2D	1	2B

SIGN SIZE	DIMENSIONS (INCHES)										
	N	P	Q	R	S	T	U	V	W	X	Y
STD	1D	3	3-5/16	11/16	45°	5-1/8	37/64	1-5/64	5/64	1/2	3/32

REFERENCES

MdMUTCD SECTION - 2B.39, 2B.40, 2B.41, 7B.14

COLORS

LEGEND, CIRCLE & DIAGONAL - RED  
 BACKGROUND - WHITE  
 LETTER 'P' - BLACK

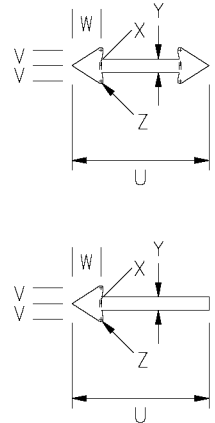
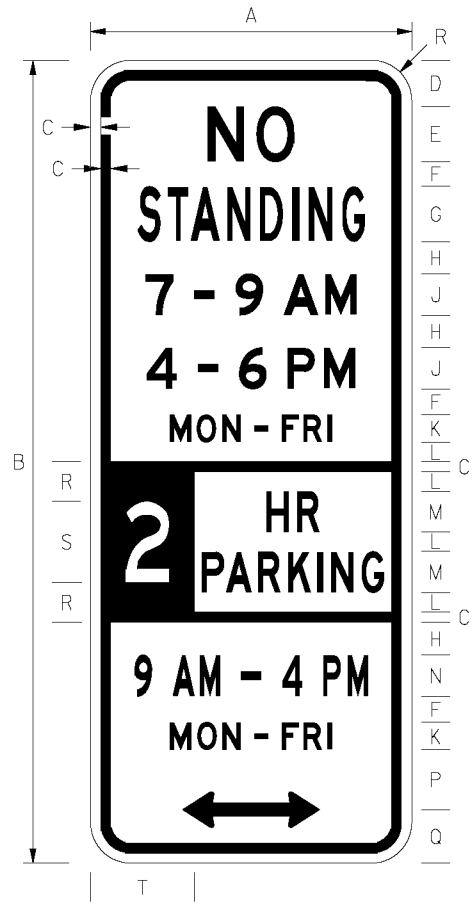
APPROVED Tom Hicks (signature on file)  
 DIRECTOR - OFFICE OF TRAFFIC AND SAFETY

	APPROVAL • SHA REVISIONS	APPROVAL • FEDERAL HIGHWAY ADMINISTRATION
	APPROVAL <b>03/02/2009</b>	APPROVAL
	REVISED	REVISED
	REVISED	REVISED
	REVISED	REVISED

**Maryland Department of Transportation**  
**STATE HIGHWAY ADMINISTRATION**  
 MARYLAND STANDARD HIGHWAY SIGNS

**NO PARKING /STANDING**

**SIGN NUMBER R7-200(3)**



NOTE: SAMPLE TIME/DAY MESSAGES SHOWN.

SIGN SIZE	DIMENSIONS (INCHES)											
	A	B	C	D	E	F	G	H	J	K	L	M
STD	12	30	3/8	1-3/4	2D	I	2B	1-1/4	1-1/2D	ID	3/4	1-1/2C

SIGN SIZE	DIMENSIONS (INCHES)											
	N	P	Q	R	S	T	U	V	W	X	Y	Z
STD	1-1/2B	2-1/4	2	1-1/2	3C	3-7/8	5-1/8	37/64	1-5/64	5/64	1/2	3/32

REFERENCES

MdMUTCD SECTION - 2B.39, 2B.40, 2B.41, 7B.14

COLORS

LEGEND

TOP - RED  
 BOTTOM/DIVIDERS - GREEN

BACKGROUND

TOP - WHITE  
 BOTTOM - WHITE

'2' IS WHITE ON GREEN

APPROVED Tom Hicks (signature on file)  
 DIRECTOR - OFFICE OF TRAFFIC AND SAFETY

**Maryland Department of Transportation**  
**STATE HIGHWAY ADMINISTRATION**  
 MARYLAND STANDARD HIGHWAY SIGNS



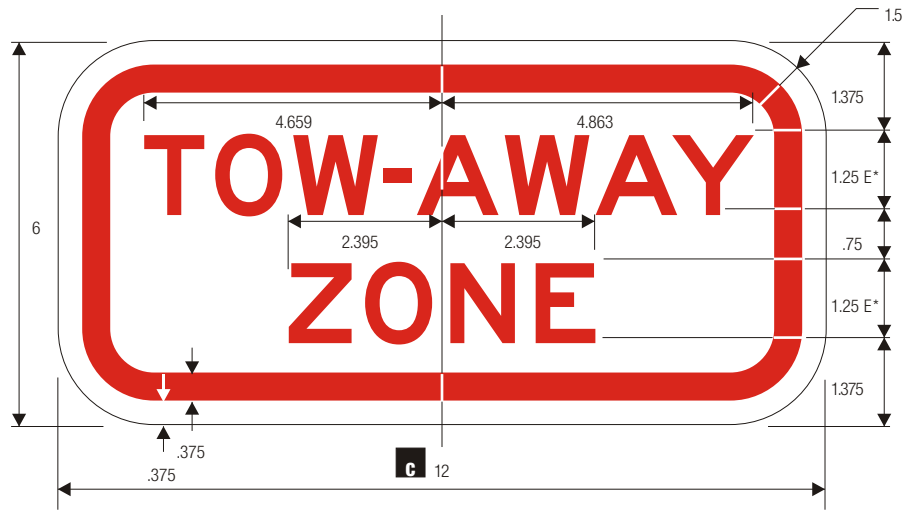
APPROVAL • SHA REVISIONS	APPROVAL • FEDERAL HIGHWAY ADMINISTRATION
APPROVAL <b>03/02/2009</b>	APPROVAL
REVISED	REVISED
REVISED	REVISED
REVISED	REVISED

**NO STANDING, PARKING, TIME /DAY**

**SIGN NUMBER**

**R7-200(4)**

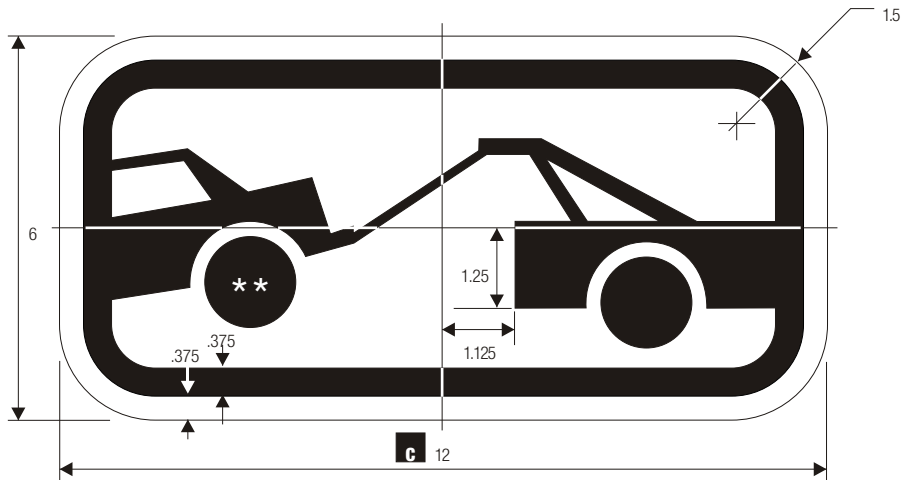
COLORS:  
 LEGEND — RED (RETROREFLECTIVE)  
 BACKGROUND— WHITE (RETROREFLECTIVE)



R7-201  
 TOW AWAY ZONE

COLORS:  
 LEGEND — BLACK  
 BACKGROUND— WHITE (RETROREFLECTIVE)

SHA \*\* FOR SYMBOL DESIGN REFER TO THE APPENDIX-GRID SECTION FROM FHWA'S STANDARD HIGHWAY SIGNS BOOK-APPENDIX SECTION



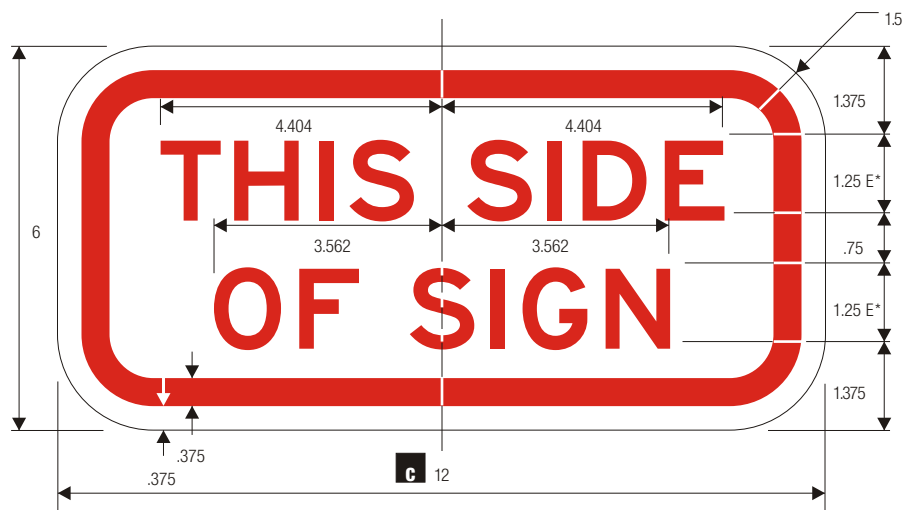
R7-201a  
 TOW AWAY ZONE

SHA REFERENCES

MdMUTCD SECTION - 2B.39, 2B.40, 2B.41, 7B.14

COLORS:  
 LEGEND — RED (RETROREFLECTIVE)  
 BACKGROUND— WHITE (RETROREFLECTIVE)

\*Series 2000 Standard Alphabets.



R7-202  
 THIS SIDE OF SIGN





**R8-1**  
NO PARKING ON PAVEMENT

**SHA** SIGN SHALL NOT BE USED ALONG STATE OWNED, OPERATED AND MAINTAINED ROADWAYS.

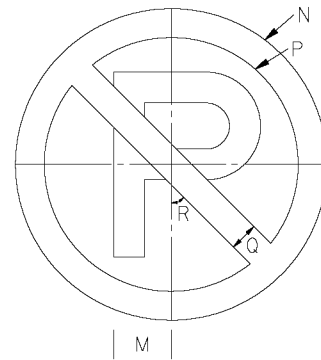
\*Reduce spacing 50% for 24", 36" & 48" sizes.

**C**

A	B	C	D	E	F	G	H	J	K	L	M
18	24	.375	.625	3.5	3 D	2.5	3 C	2 D	2	2.563	6.938
24	30	.375	.625	3.625	5 D	2.25	5 C	3 D	2.25	4.313	10.125
36	48	.625	.875	6	7 D	5	7 C	4 D	4	6.063	14.25
48	60	.75	1.25	7.5	9 D	6	9 C	5 D	5	7.75	18.313

N	P	Q	R
1.625	6.688	6.875	1.5
2.438	10	10.25	1.5
3.25	13.375	13.75	2.25
4.063	16.688	17.125	3

COLORS: LEGEND — RED (RETROREFLECTIVE)  
BACKGROUND — WHITE (RETROREFLECTIVE)



SIGN SIZE	DIMENSIONS (INCHES)							
	A	B	C	D	E	F	G	H
MIN	18	24	3/8	5/8	3	1-7/8	6E	2-1/4
STD	24	30	3/8	5/8	2-1/2	3	9E	2
EXPWY	36	48	5/8	7/8	5	4-1/2	12E	5
FWY	48	60	3/4	1-1/4	6	5-1/2	16E	6

SIGN SIZE	DIMENSIONS (INCHES)							
	J	K	L	M	N	P	Q	R
MIN	2D	2	1-1/2	2	4-7/8	3-7/8	1	45°
STD	3D	2	1-1/2	3	7-1/2	6	1-1/2	45°
EXPWY	4D	4	2-1/4	4	10-1/2	8-1/2	2	45°
FWY	5D	5	3	5	13-1/2	11	2-1/2	45°

REFERENCES

MdMUTCD SECTION - 2B.39, 2B.40, 2B.41, 5B.05, 7B.14

COLORS

LEGEND, CIRCLE & DIAGONAL - RED  
 BACKGROUND - WHITE  
 LETTER 'P' - BLACK

APPROVED Tom Hicks (signature on file)  
 DIRECTOR - OFFICE OF TRAFFIC AND SAFETY

**Maryland Department of Transportation**  
**STATE HIGHWAY ADMINISTRATION**  
 MARYLAND STANDARD HIGHWAY SIGNS

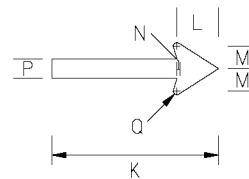
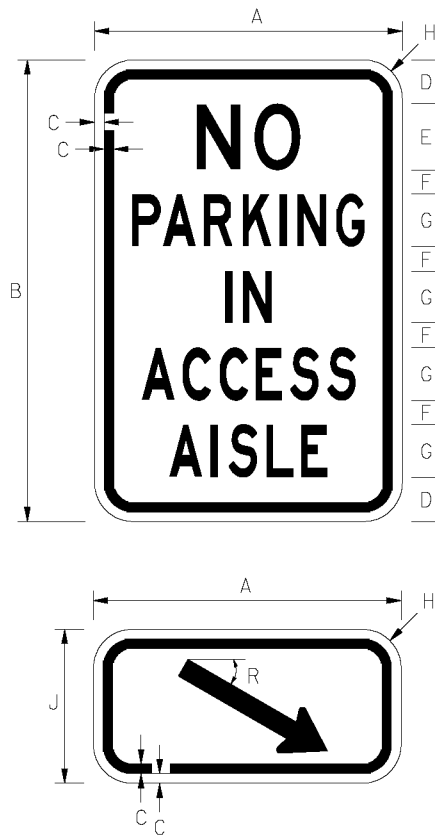


APPROVAL • SHA REVISIONS	APPROVAL • FEDERAL HIGHWAY ADMINISTRATION
APPROVAL <b>03/02/2009</b>	APPROVAL
REVISED	REVISED
REVISED	REVISED
REVISED	REVISED

**NO PARKING (SYMBOL) ON PAVEMENT**

**SIGN NUMBER**

**R8-1(1)**



NOTE: ARROW PLATE IS OPTIONAL. MAY BE USED WHEN IT IS NECESSARY TO OFFSET SIGN LOCATION DUE TO ACCESS RAMP.

SIGN SIZE	DIMENSIONS (INCHES)								
	A	B	C	D	E	F	G	H	J
STANDARD	12	18	3/8	1-3/4	2-1/20	1	2C	1-1/2	6

SIGN SIZE	DIMENSIONS (INCHES)						
	K	L	M	N	P	Q	R
STANDARD	6-1/2	1-5/8	7/8	1/8	3/4	9/64	30°

REFERENCES

MdMUTCD SECTION - 2B.39, 2B.40, 2B.41, 5B.05, 7B.14

COLORS

LEGEND - RED

BACKGROUND - WHITE

APPROVED Tom Hicks (signature on file)  
DIRECTOR - OFFICE OF TRAFFIC AND SAFETY

**Maryland Department of Transportation**  
**STATE HIGHWAY ADMINISTRATION**  
MARYLAND STANDARD HIGHWAY SIGNS



APPROVAL • SHA REVISIONS	APPROVAL • FEDERAL HIGHWAY ADMINISTRATION
APPROVAL <b>03/02/2009</b>	APPROVAL
REVISED	REVISED
REVISED	REVISED
REVISED	REVISED

**NO PARKING IN ACCESS AISLE**

**SIGN NUMBER**

**R8-1(2)**



R8-2

NO PARKING EXCEPT ON SHOULDER

**SHA** SIGN SHALL NOT BE USED ALONG STATE OWNED, OPERATED AND MAINTAINED ROADWAYS.

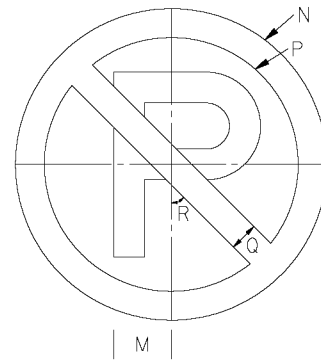
\*Reduce spacing 50% for 24", 36" & 48" sizes.

A	B	C	D	E	F	G	H	J	K	L	M
18	24	.375	.625	3.5	3 D	2.5	3 C	2 C	2	2.563	6.938
24	30	.375	.625	3.625	5 D	2.25	5 C	3 C	2.25	4.313	10.125
36	48	.625	.875	6	7 D	5	7 C	4 C	4	6.063	14.25
48	60	.75	1.25	7.5	9 D	6	9 C	5 C	5	7.75	18.313

**C**

N	P	Q
6.125	5.75	1.5
9.188	8.563	1.5
12.25	11.5	2.25
15.313	14.25	3

COLORS: LEGEND — RED (RETROREFLECTIVE)  
BACKGROUND — WHITE (RETROREFLECTIVE)



SIGN SIZE	DIMENSIONS (INCHES)							
	A	B	C	D	E	F	G	H
MIN	18	24	3/8	5/8	3	1-7/8	6E	2-1/4
STD	24	30	3/8	5/8	2-1/2	3	9E	2
EXPWY	36	48	5/8	7/8	5	4-1/2	12E	5
FWY	48	60	3/4	1-1/4	6	5-1/2	16E	6

SIGN SIZE	DIMENSIONS (INCHES)							
	J	K	L	M	N	P	Q	R
MIN	2C	2	1-1/2	2	4-7/8	3-7/8	1	45°
STD	3C	2	1-1/2	3	7-1/2	6	1-1/2	45°
EXPWY	4C	4	2-1/4	4	10-1/2	8-1/2	2	45°
FWY	5C	5	3	5	13-1/2	11	2-1/2	45°

REFERENCES

MdMUTCD SECTION - 2B.39, 2B.40, 2B.41, 5B.05, 7B.14

COLORS

LEGEND, CIRCLE & DIAGONAL - RED  
 BACKGROUND - WHITE  
 LETTER 'P' - BLACK

APPROVED Tom Hicks (signature on file)  
 DIRECTOR - OFFICE OF TRAFFIC AND SAFETY

**Maryland Department of Transportation**  
**STATE HIGHWAY ADMINISTRATION**  
 MARYLAND STANDARD HIGHWAY SIGNS



APPROVAL • SHA REVISIONS	APPROVAL • FEDERAL HIGHWAY ADMINISTRATION
APPROVAL <b>03/02/2009</b>	APPROVAL
REVISED	REVISED
REVISED	REVISED
REVISED	REVISED

**NO PARKING (SYMBOL) EXCEPT ON SHOULDER**

**SIGN NUMBER**

**R8-2(1)**



R8-3

NO PARKING

**SHA** SIGN SHALL NOT BE USED ALONG STATE OWNED, OPERATED AND MAINTAINED ROADWAYS.

\*Reduce spacing 50% for 24", 36" & 48" sizes.

\*\*Recommend square shape for 36" and 48" sizes.

**C**

A	B	C	D	E	F	G	H	J	K	L
18	24	.375	.625	7	4 D	3	3 C	3.5	6.938	1.5
24	30	.375	.625	7.25	6 D	4.5	5 C	5.188	10.125	1.5
36	36	.625	.875	7.5	8 D	6	7 C	6.875	14.25	2.25
48	48	.75	1.25	10.5	10 D	8	9 C	8.625	18.313	3

COLORS: LEGEND – RED (RETROREFLECTIVE)  
BACKGROUND – WHITE (RETROREFLECTIVE)



R8-3a

NO PARKING (SYMBOL)

A	B	C	D	E	F	G	H	J
12	.375	.375	3	6 EM	4.875	3.875	1	1.5
18	.375	.625	4.5	9 EM	7.5	6	1.5	1.5
<b>C</b> 24	.375	.625	6	12 EM	10.5	8.5	2	1.5
36	.625	.875	9	18 EM	15.75	12.75	3	2.25
48	.75	1.25	12	24 EM	21	17	4	3

COLORS: CIRCLE & DIAGONAL — RED (RETROREFLECTIVE)  
 LETTER, BORDER — BLACK  
 BACKGROUND — WHITE (RETROREFLECTIVE)

**SMA** REFERENCES

MdMUTCD SECTION - 2B.39, 2B.40, 2B.41, 5B.05, 7B.14



R8-3b  
PARKING PLAQUE

OTHER TYPICAL LEGENDS

**ON  
TRACKS**

**6AM  
TO 6PM**  
←

**EXCEPT ON  
SHOULDERS**

**LOADING  
ZONE**  
↔

A	B	C	D	E	F	G	H	J	K	L
12	VAR	.375	.375	VAR	VAR	VAR	VAR	VAR	VAR	1.5
24	VAR	.375	.625	VAR	VAR	VAR	VAR	VAR	VAR	1.5

COLORS: LEGEND — RED (RETROREFLECTIVE)  
BACKGROUND — WHITE (RETROREFLECTIVE)

**SHA** REFERENCES

MdMUTCD SECTION - 2B.39, 2B.40, 2B.41, 5B.05, 7B.14





R8-3c

NO PARKING PLAQUE

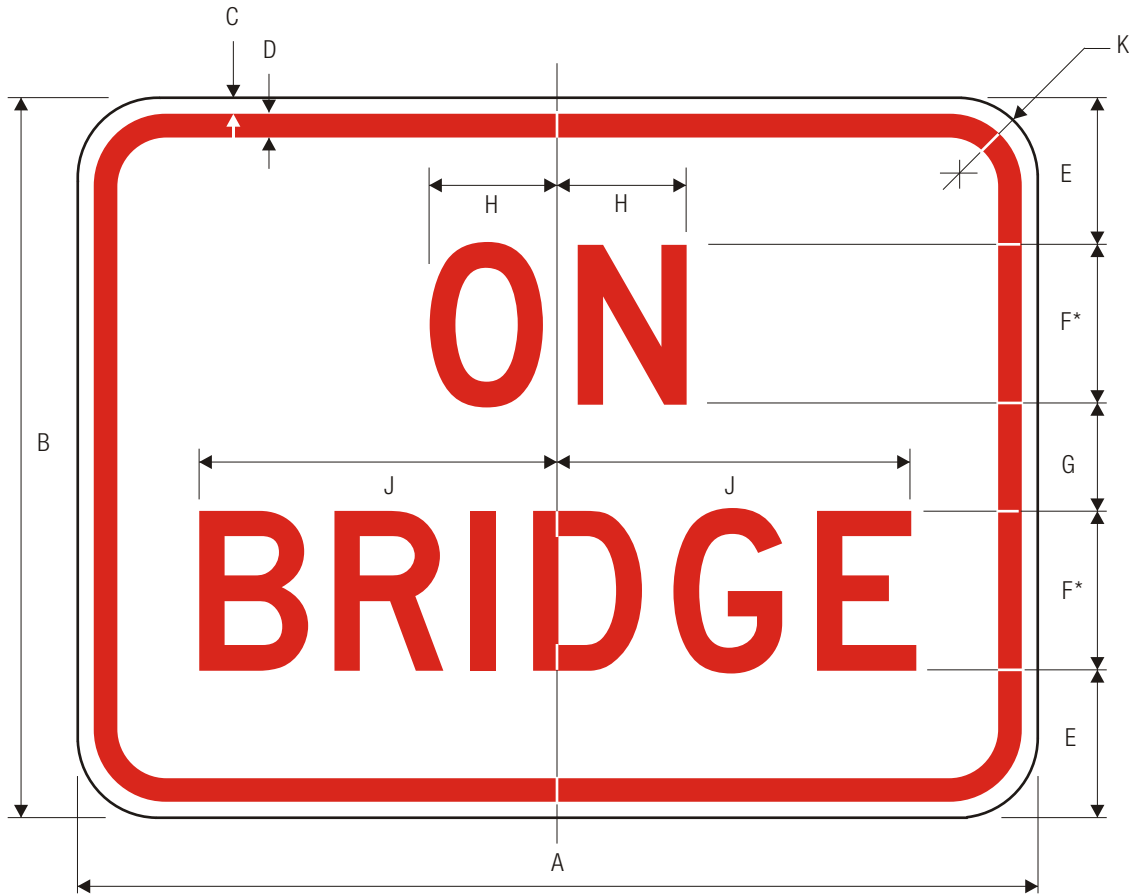
\*Series 2000 Standard Alphabets.  
 \*\*Reduce spacing to fit for 30" size.

	A	B	C	D	E	F	G	H	J	K
	12	9	.375	.438	2.625	1.375 D	1	1.105	4.530	1.5
	18	12	.375	.625	3	2 D	2	1.606	6.585	1.5
<b>C</b>	24	18	.375	.625	4.75	3 D	2.5	2.409	9.88	1.5
	30	24	.5	.75	6	4 D	4	3.212	12.838	1.875

COLORS: LEGEND — RED (RETROREFLECTIVE)  
 BACKGROUND — WHITE (RETROREFLECTIVE)

**SMA** REFERENCES

MdMUTCD SECTION - 2B.39, 2B.40, 2B.41, 5B.05, 7B.14



R8-3d

NO PARKING PLAQUE

\*Series 2000 Standard Alphabets.

	A	B	C	D	E	F	G	H	J	K
	12	9	.375	.438	2	2 D	1	1.606	4.481	1.5
	18	12	.375	.625	2	3 D	2	2.408	6.720	1.5
<b>C</b>	24	18	.375	.625	3.75	4 D	2.5	3.212	8.963	1.5
	30	24	.5	.75	5	5 D	4	4.015	11.205	1.875

COLORS: LEGEND – RED (RETROREFLECTIVE)  
 BACKGROUND – WHITE (RETROREFLECTIVE)

**SMA** REFERENCES

MdMUTCD SECTION - 2B.39, 2B.40, 2B.41, 5B.05, 7B.14



R8-4

EMERGENCY PARKING ONLY

\*Reduce spacing 50% for 48" size.

**C**

A	B	C	D	E	F	G	H	J	K	L	M
30	24	.375	.625	3.5	4 C	2.5	4 D	12.5	13	11.188	11.375
48	36	.625	.875	5	6 D	4	6 D	20.438	21.125	16.75	17

N	P	Q
6.438	7	1.5
10.063	10.563	2.25

COLORS: LEGEND — BLACK  
 BACKGROUND — WHITE (RETROREFLECTIVE)

**SHA** REFERENCES

MdMUTCD SECTION - 2B.39, 2B.40, 2B.41, 2B.42, 5B.05, 7B.14



R8-5

NO STOPPING ON PAVEMENT

\*Reduce spacing 25%.

A	B	C	D	E	F	G	H	J	K	L	M
18	24	.375	.625	3.5	3 D	2.5	3 B	2 D	2	2.563	6
24	30	.375	.625	3.625	5 D	2.25	5 B	3 D	2.25	4.313	10
36	48	.625	.875	6	7 D	5	7 B	4 D	4	6.063	14
48	60	.75	1.25	7.5	9 D	6	9 B	5 D	5	7.75	18


**C**

N	P	Q	R
1.625	6.688	6.875	1.5
2.438	10	10.25	1.5
3.25	13.375	13.75	2.25
4.063	16.688	17.125	3

COLORS: LEGEND — RED (RETROREFLECTIVE)  
BACKGROUND — WHITE (RETROREFLECTIVE)

**SMA** REFERENCES

MdMUTCD SECTION - 2B.39, 2B.40, 2B.41, 5B.05, 7B.14



\* SPACING REDUCED BY 30%

SIGN SIZE	DIMENSIONS (INCHES)										
	A	B	C	D	E	F	G	H	J	K	L
MIN	18	24	3/8	5/8	3-1/2	3D	2-1/2	3B	2D	2	1-1/2
STD	24	30	3/8	5/8	3-1/2	5D	2-1/2	5B*	3D	2	1-1/2
EXPWY	36	48	5/8	7/8	6	7D	5	7B	4D	4	2-1/4
FWY	48	60	3/4	1-1/4	7-1/2	9D	6	9B	5D	5	3

REFERENCES

MdMUTCD SECTION - 2B.39, 2B.40, 2B.41, 7B.14

COLORS

LEGEND - RED

BACKGROUND - WHITE

APPROVED Tom Hicks (signature on file)  
DIRECTOR - OFFICE OF TRAFFIC AND SAFETY

**Maryland Department of Transportation**  
**STATE HIGHWAY ADMINISTRATION**  
MARYLAND STANDARD HIGHWAY SIGNS

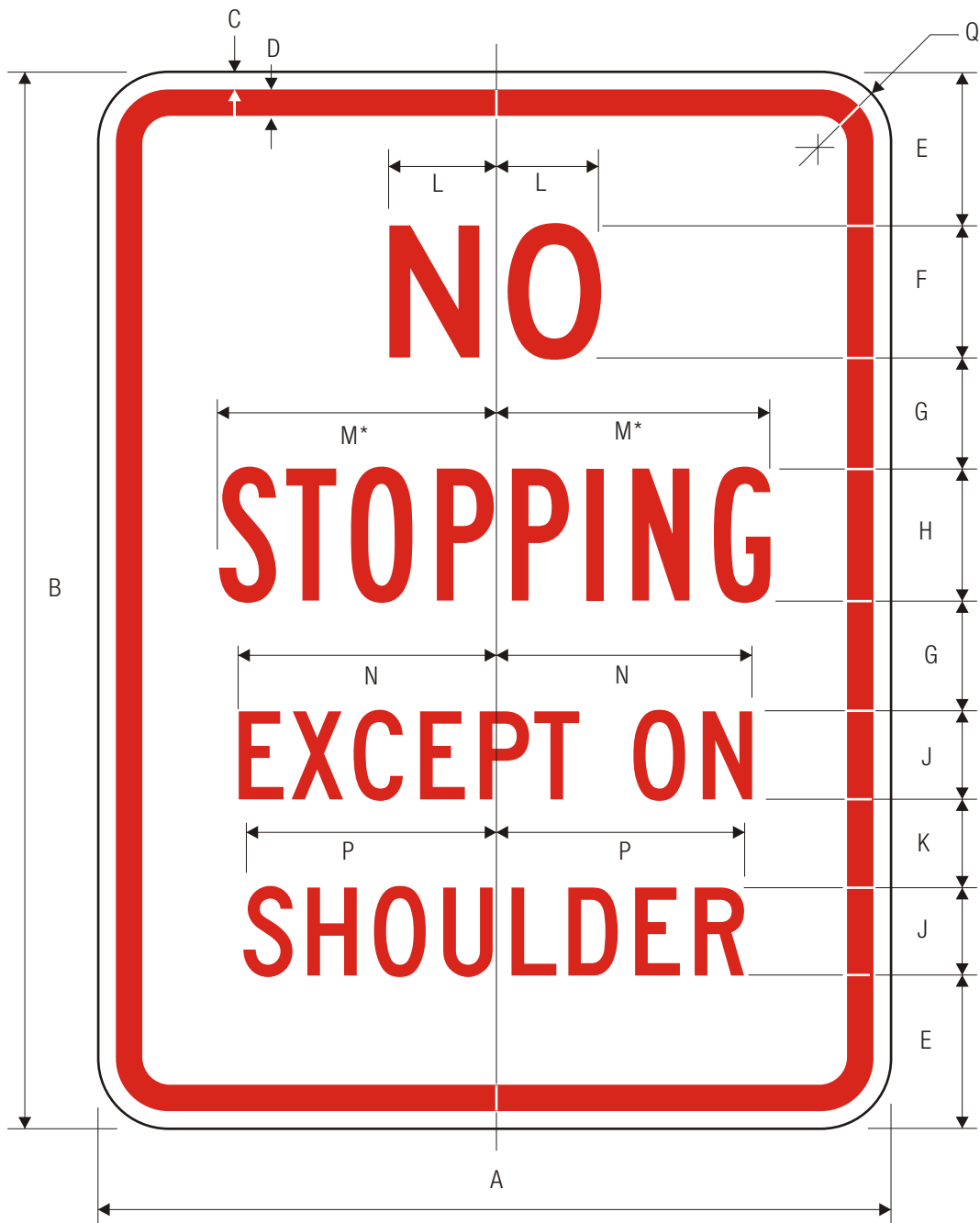


APPROVAL • SHA REVISIONS	APPROVAL • FEDERAL HIGHWAY ADMINISTRATION
APPROVAL <b>03/02/2009</b>	APPROVAL
REVISED	REVISED
REVISED	REVISED
REVISED	REVISED

**NO STOPPING ON BRIDGE**

**SIGN NUMBER**

**R8-5(1)**



R8-6

NO STOPPING EXCEPT ON SHOULDER

\*Reduce spacing 25%.

**C**

A	B	C	D	E	F	G	H	J	K	L	M
18	24	.375	.625	3.5	3 D	2.5	3 B	2 C	2	2.563	6
24	30	.375	.625	3.625	5 D	2.25	5 B	3 C	2.25	4.313	10
36	48	.625	.875	6	7 D	5	7 B	4 C	4	6.063	14
48	60	.75	1.25	7.5	9 D	6	9 B	5 C	5	7.75	18

N	P	Q
6.125	5.75	1.5
9.188	8.563	1.5
12.25	11.5	2.25
15.938	14.25	3

COLORS: LEGEND — RED (RETROREFLECTIVE)  
BACKGROUND— WHITE (RETROREFLECTIVE)

SHA REFERENCES

MdMUTCD SECTION - 2B.39, 2B.40, 2B.41, 5B.05, 7B.14



R8-7

EMERGENCY STOPPING ONLY

\*Reduce spacing 50% for 48" size.

**C**

A	B	C	D	E	F	G	H	J	K	L	M
30	24	.375	.625	3.5	4 C	2.5	4 D	12.5	13	12.75	6.438
48	36	.625	.875	5	6 D	4	6 D	20.438	21.125	19.125	10.063

N	P
7	1.5
10.563	2.25

COLORS: LEGEND — BLACK  
BACKGROUND — WHITE (RETROREFLECTIVE)

**SMA** REFERENCES

MdMUTCD SECTION - 2B.39, 2B.40, 2B.41, 2B.42, 5B.05, 7B.14



SIGN SIZE	DIMENSIONS (INCHES)							
	A	B	C	D	E	F	G	H
STD	24	3/8	5/8	3-1/4	50	2-1/4	3C	1-1/2

REFERENCES

MdMUTCD SECTION - 2B.42

COLORS

LEGEND - BLACK  
BACKGROUND - WHITE

APPROVED Tom Hicks (signature on file)  
DIRECTOR - OFFICE OF TRAFFIC AND SAFETY

**Maryland Department of Transportation**  
**STATE HIGHWAY ADMINISTRATION**  
MARYLAND STANDARD HIGHWAY SIGNS  
**SNOW EMERGENCY ROUTE**



APPROVAL • SHA REVISIONS	APPROVAL • FEDERAL HIGHWAY ADMINISTRATION
APPROVAL <b>03/02/2009</b>	APPROVAL
REVISED	REVISED
REVISED	REVISED
REVISED	REVISED

**SIGN NUMBER**

**R8-7(1)**





R8-8  
DO NOT STOP ON TRACKS

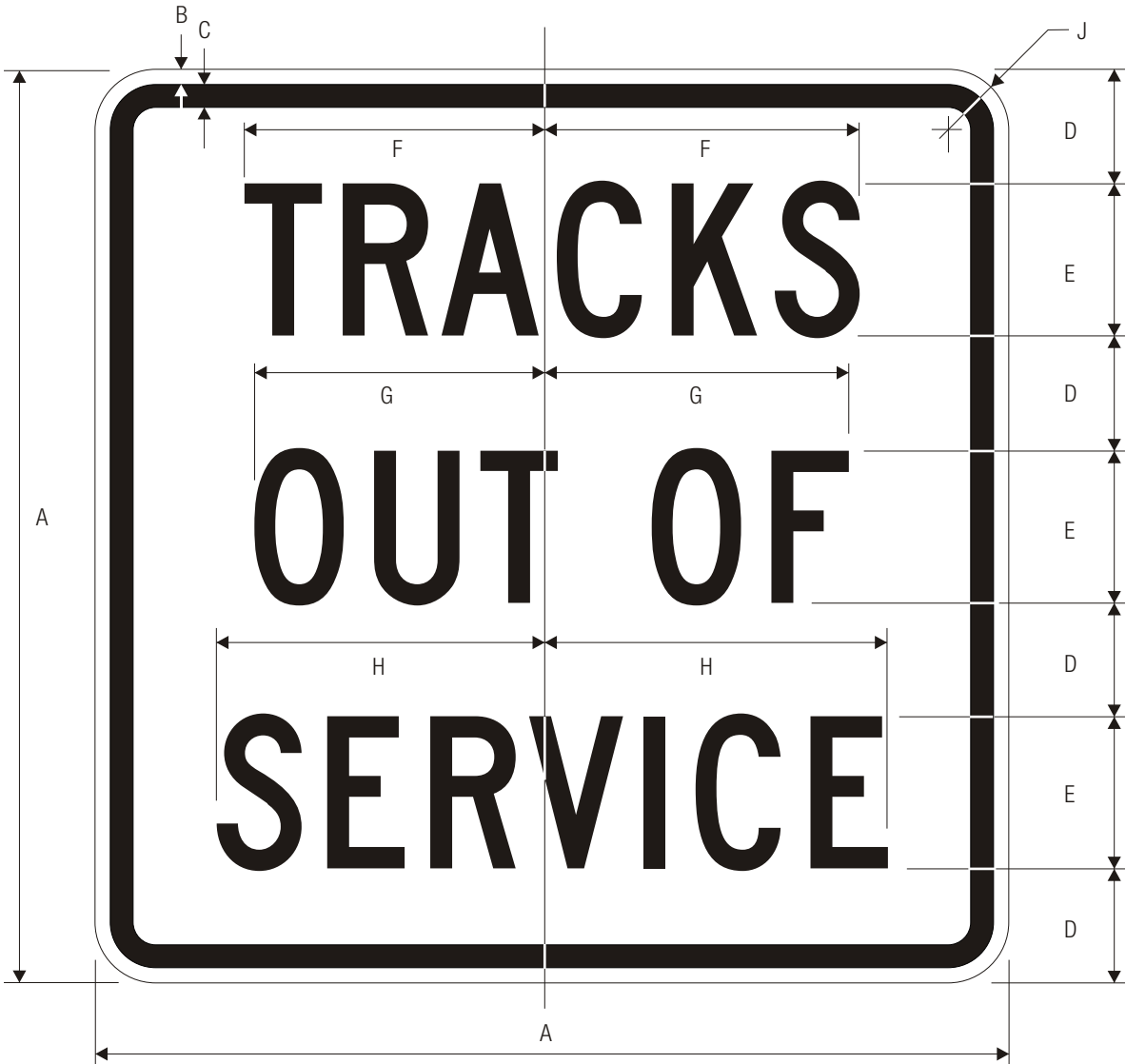
**C**

A	B	C	D	E	F	G	H	J	K	L	M	N
24	30	.375	.625	3.625	4 D	2.25	9.25	9.625	6.563	3.5	10	1.5
36	48	.625	.875	6	6 D	4	14	14.438	9.75	5.25	15	2.25
48	60	.75	1.25	7.25	8 D	4.25	18.5	19.25	13.125	7	20	3

COLORS: LEGEND — BLACK  
BACKGROUND — WHITE (RETROREFLECTIVE)

SHA REFERENCES

MdMUTCD SECTION - 2B.39, 2B.40, 2B.41, 2B.42, 5B.05, 7B.14, 8B.07, 10C.05



R8-9


TRACKS OUT OF SERVICE

	A	B	C	D	E	F	G	H	J
	18	.375	.625	2.25	3 C	6.061	5.856	6.614	1.5
<b>C</b>	24	.375	.625	3	4 C	8.086	7.805	8.826	1.5
	36	.625	.875	4.5	6 C	12.129	11.708	13.230	2.25
	48	.75	1.25	6	8 C	16.172	15.631	17.653	3

COLORS: LEGEND — BLACK  
 BACKGROUND — WHITE (RETROREFLECTIVE)

SHA REFERENCES

MdMUTCD SECTION - 2B.39, 2B.40, 2B.41, 5B.05, 7B.14, 8B.09, 10C.06



R8-10

STOP HERE WHEN FLASHING

COLORS: SYMBOL — BLACK  
 BACKGROUND — WHITE (RETROREFLECTIVE)

\*Series 2000 Standard Alphabets.



\*\*FOR ARROWHEAD DIMENSIONS REFER TO STANDARD ARROW DETAILS IN APPENDIX-ARROWS SECTION FROM FHWA'S STANDARD HIGHWAY SIGNS BOOK-APPENDIX SECTION.

SHA REFERENCES

MdMUTCD SECTION - 2B.39, 2B.40, 2B.41, 5B.05, 7B.14, 8B.10, 10C.08



R9-1 WALK ON LEFT FACING TRAFFIC

**SHA** SIGN SHALL NOT BE USED ALONG STATE OWNED, OPERATED AND MAINTAINED ROADWAYS.



R9-2 CROSS ONLY AT CROSS WALKS

**SHA** REFERENCES  
MdMUTCD SECTION - 2B.44, 5B.04

COLORS: LEGEND — BLACK  
BACKGROUND — WHITE (RETROREFLECTIVE)



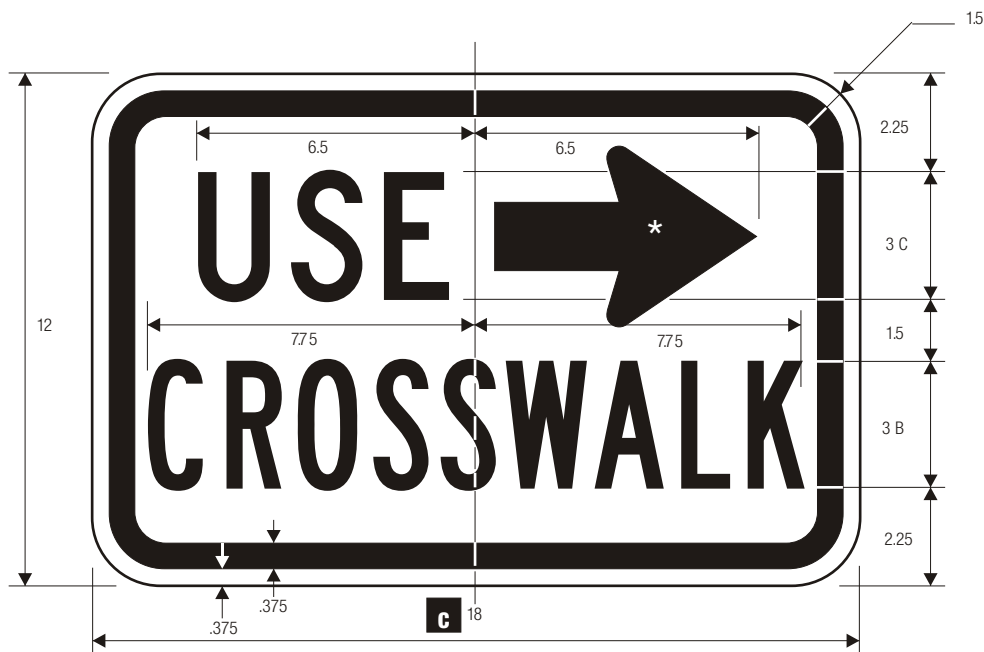
**R9-3a**  
NO PEDESTRIAN CROSSING

**SHA REFERENCES**  
MdMUTCD SECTION - 2B.36, 2B.44, 5B.04

**SHA**  
\* FOR SYMBOL DESIGN REFER TO THE APPENDIX-GRID SECTION FROM FHWA'S STANDARD HIGHWAY SIGNS BOOK-APPENDIX SECTION

**COLORS:** CIRCLE & DIAGONAL — RED (RETROREFLECTIVE)  
SYMBOL — BLACK  
BACKGROUND — WHITE (RETROREFLECTIVE)

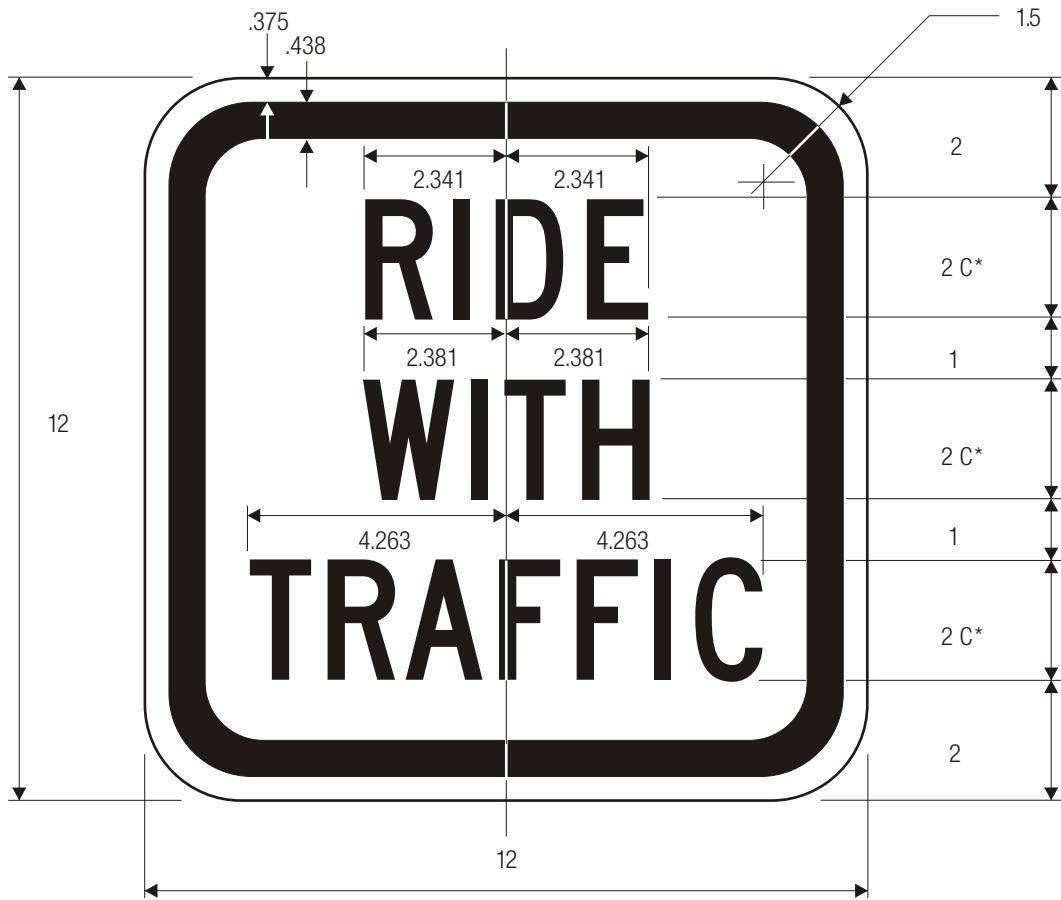
	A	B	C	D	E	F	G	H	J
<b>C</b>	18	.375	.625	3.5	5.5	6.375	7.875	1.5	1.5
	24	.375	.625	4.5	7.5	8.5	10.5	2	1.5
	30	.5	.75	5.75	9.25	10.625	13.063	2.5	1.875



**R9-3b**  
USE CROSSWALK

**COLORS:** LEGEND — BLACK  
BACKGROUND — WHITE (RETROREFLECTIVE) **SHA REFERENCES** MdMUTCD SECTION - 2B.36, 2B.44, 5B.04

**SHA** \* FOR ARROWHEAD DIMENSIONS REFER TO STANDARD ARROW DETAILS IN APPENDIX-ARROWS SECTION FROM FHWA'S STANDARD HIGHWAY SIGNS BOOK-APPENDIX SECTION.



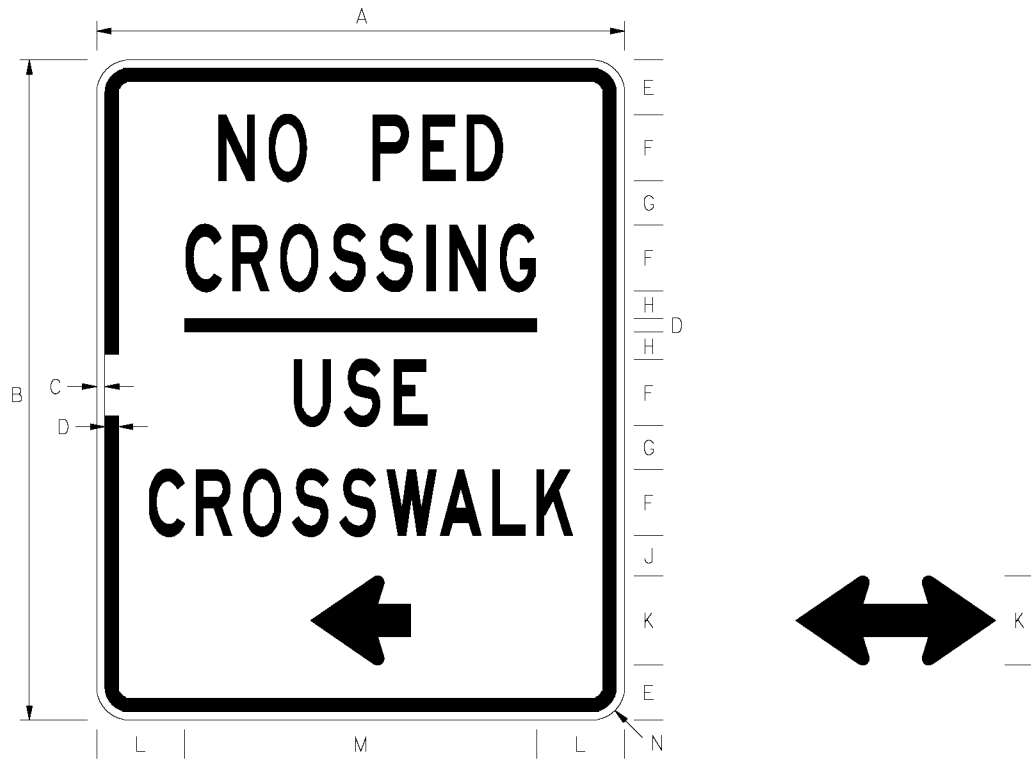
R9-3c

RIDE WITH TRAFFIC

\*Series 2000 Standard Alphabets.

**SHA** SIGN SHALL NOT BE USED ALONG STATE OWNED, OPERATED AND MAINTAINED ROADWAYS.

COLORS: LEGEND — BLACK  
 BACKGROUND — WHITE (RETROREFLECTIVE)



NOTES:

1. FOR ARROW DIMENSIONS REFER TO ARROWDET-1.
2. FOR DOUBLE ARROW APPLICATIONS, USE TWO ARROWDET-1 ARROWS.

SIGN SIZE	DIMENSIONS (INCHES)												
	A	B	C	D	E	F	G	H	J	K	L	M	N
SINGLE ARROW	24	30	3/8	5/8	2-1/2	30	2	1-1/4	1.825	4.05	4	16	1-1/2

REFERENCES

MdMUTCD SECTION - 2B.44, 5B.04

COLORS

LEGEND - BLACK

BACKGROUND - WHITE

APPROVED Tom Hicks (signature on file)  
DIRECTOR - OFFICE OF TRAFFIC AND SAFETY

**Maryland Department of Transportation**  
**STATE HIGHWAY ADMINISTRATION**  
MARYLAND STANDARD HIGHWAY SIGNS




APPROVAL • SHA REVISIONS	APPROVAL • FEDERAL HIGHWAY ADMINISTRATION
APPROVAL <b>03/02/2009</b>	APPROVAL
REVISED	REVISED
REVISED	REVISED
REVISED	REVISED

**NO PED CROSSING /USE CROSSWALK**

**SIGN NUMBER**

**R9-3(1)**



R9-4a  
HITCH HIKING PROHIBITED


**SHA** REFERENCES  
MdMUTCD SECTION - 2B.43, 2B.44, 5B.04

**SHA** \* FOR SYMBOL DESIGN REFER TO THE APPENDIX-GRID SECTION FROM FHWA'S STANDARD HIGHWAY SIGNS BOOK-APPENDIX SECTION

	A	B	C	D	E	F	G	H	J
	12	.375	.438	4.75	3.845	.905	2.833	6.333	1.5
<b>c</b>	18	.375	.625	7.875	6.375	1.5	7.75	10.5	1.5
	24	.375	.625	10.5	8.5	2	5	14	1.5

COLORS: CIRCLE & DIAGONAL – RED (RETROREFLECTIVE)  
 LEGEND – BLACK  
 BACKGROUND – WHITE (RETROREFLECTIVE)



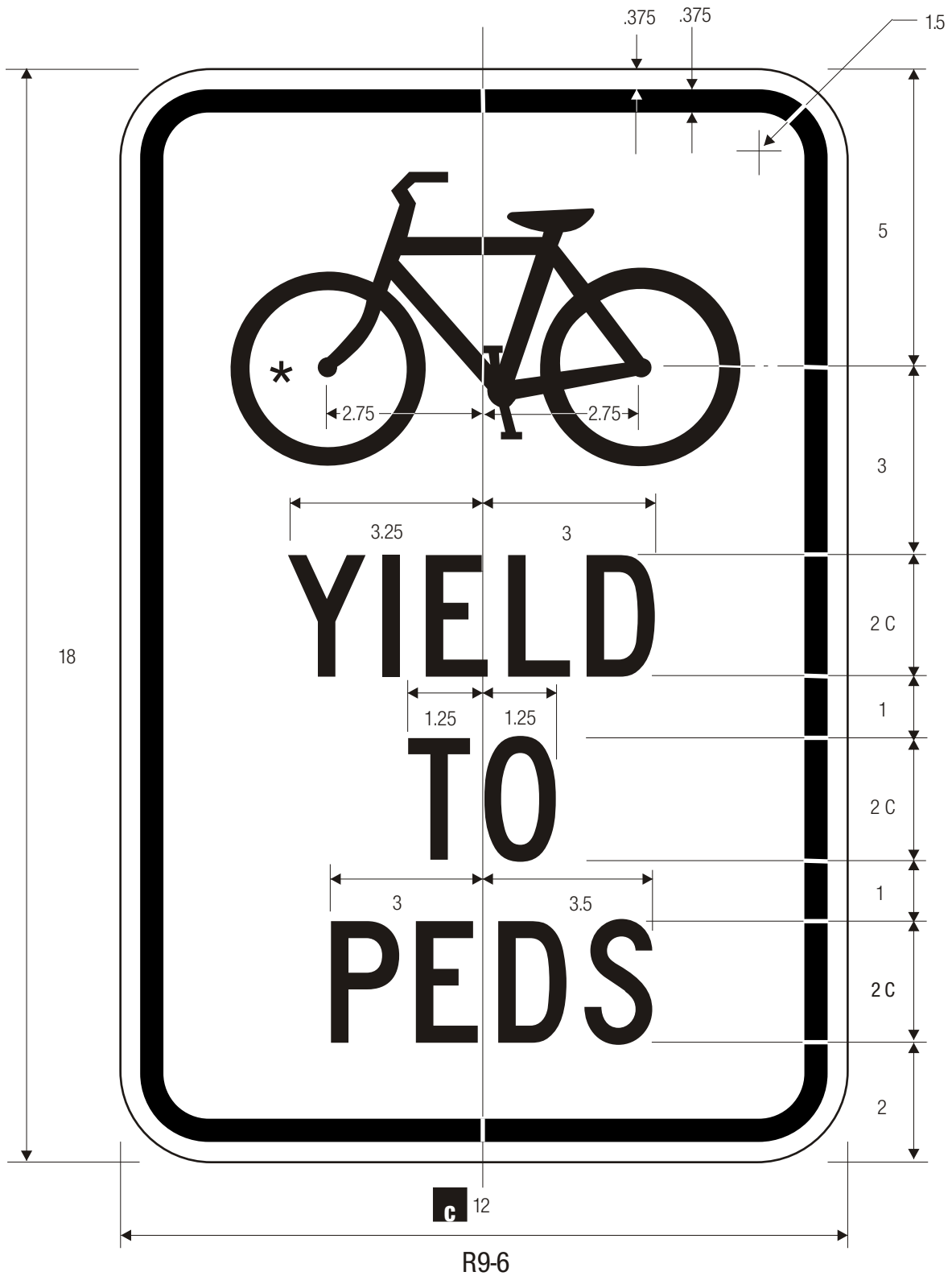


R9-5  
BICYCLISTS USE PEDESTRIAN SIGNAL

**SHA** \* FOR SYMBOL DESIGN REFER TO THE APPENDIX-GRID SECTION FROM FHWA'S STANDARD HIGHWAY SIGNS BOOK-APPENDIX SECTION

**SHA** REFERENCES  
MdMUTCD SECTION - 2B.44, 5B.04, 9B.10

COLORS: LEGEND — BLACK  
BACKGROUND — WHITE (RETROREFLECTIVE)



BICYCLISTS YIELD TO PEDESTRIANS



\* FOR SYMBOL DESIGN REFER TO THE APPENDIX-GRID SECTION FROM FHWA'S STANDARD HIGHWAY SIGNS BOOK-APPENDIX SECTION

**SHA** REFERENCES

MdMUTCD SECTION - 2B.44, 5B.04, 9B.10

COLORS: LEGEND — BLACK  
 BACKGROUND — WHITE (RETROREFLECTIVE)

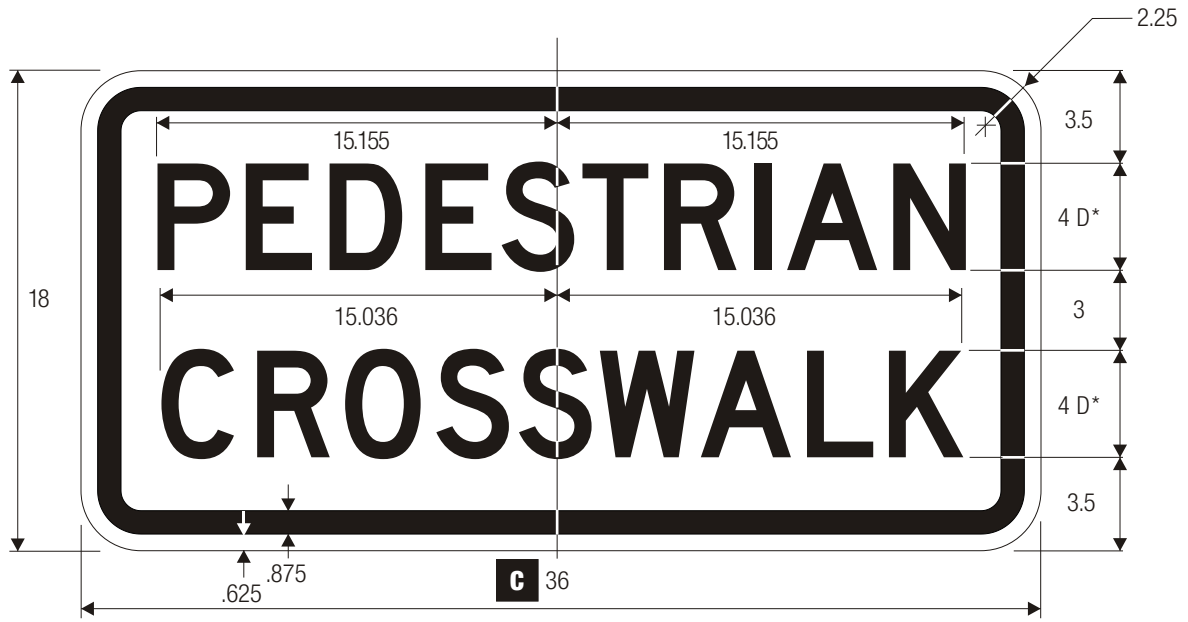


KEEP LEFT/RIGHT TO PEDESTRIANS AND BICYCLISTS

**SHA** \* FOR SYMBOL DESIGN REFER TO THE APPENDIX-GRID SECTION FROM FHWA'S STANDARD HIGHWAY SIGNS BOOK-APPENDIX SECTION

**SHA** REFERENCES  
MdMUTCD SECTION - 2B.44, 5B.04, 9B.11

COLORS: LEGEND — BLACK  
BACKGROUND — WHITE (RETROREFLECTIVE)



R9-8

SHA REFERENCES  
MdMUTCD SECTION - 2B.44, 5B.04

PEDESTRIAN CROSSWALK

\*Series 2000 Standard Alphabets.



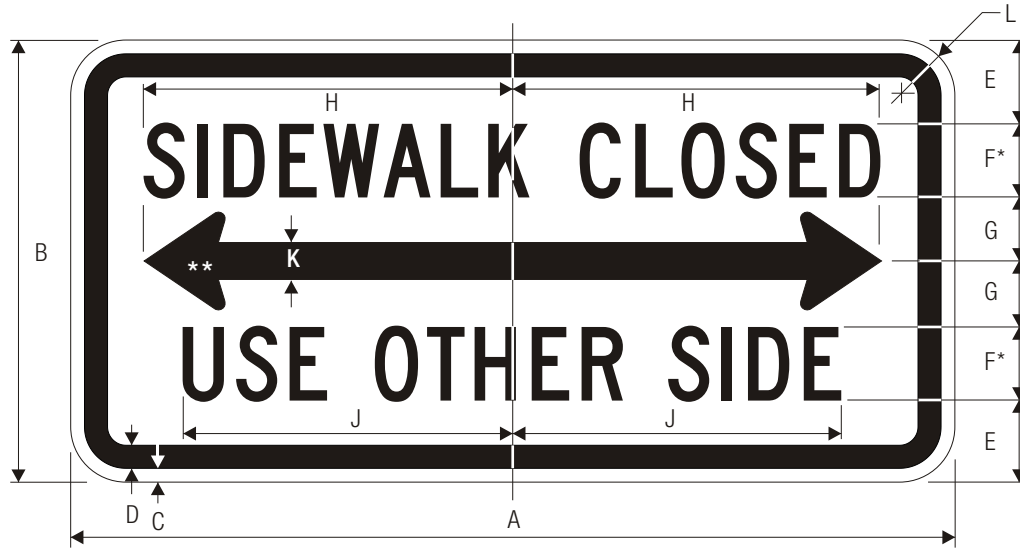
R9-9

SHA REFERENCES  
MdMUTCD SECTION - 2B.44, 5B.04, 6F.13

SIDEWALK CLOSED

	A	B	C	D	E	F	G	H	J	K
	24	12	.375	.625	2.125	3 D*	1.75	9.367	7.225	1.5
<b>C</b>	30	18	.625	.875	3.5	4 D*	3	12.490	9.622	2.25

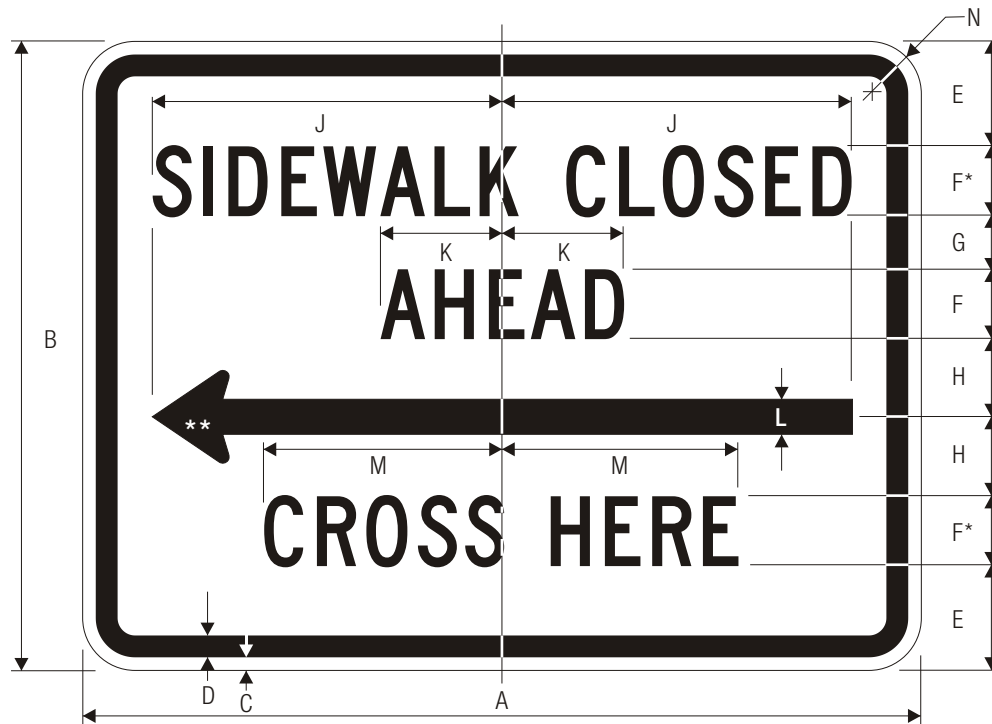
COLORS: LEGEND — BLACK  
BACKGROUND — WHITE (RETROREFLECTIVE)



**SHA** SIGN SHALL NOT BE USED ALONG STATE OWNED, OPERATED AND MAINTAINED ROADWAYS.

R9-10 SIDEWALK CLOSED USE OTHER SIDE

A	B	C	D	E	F	G	H	J	K	L
24	12	.375	.625	1.75	2 C	2.250	9.967	9.014	1.6	1.5
48	24	.75	1.25	4.5	4 C	3.5	20	17.882	2	3



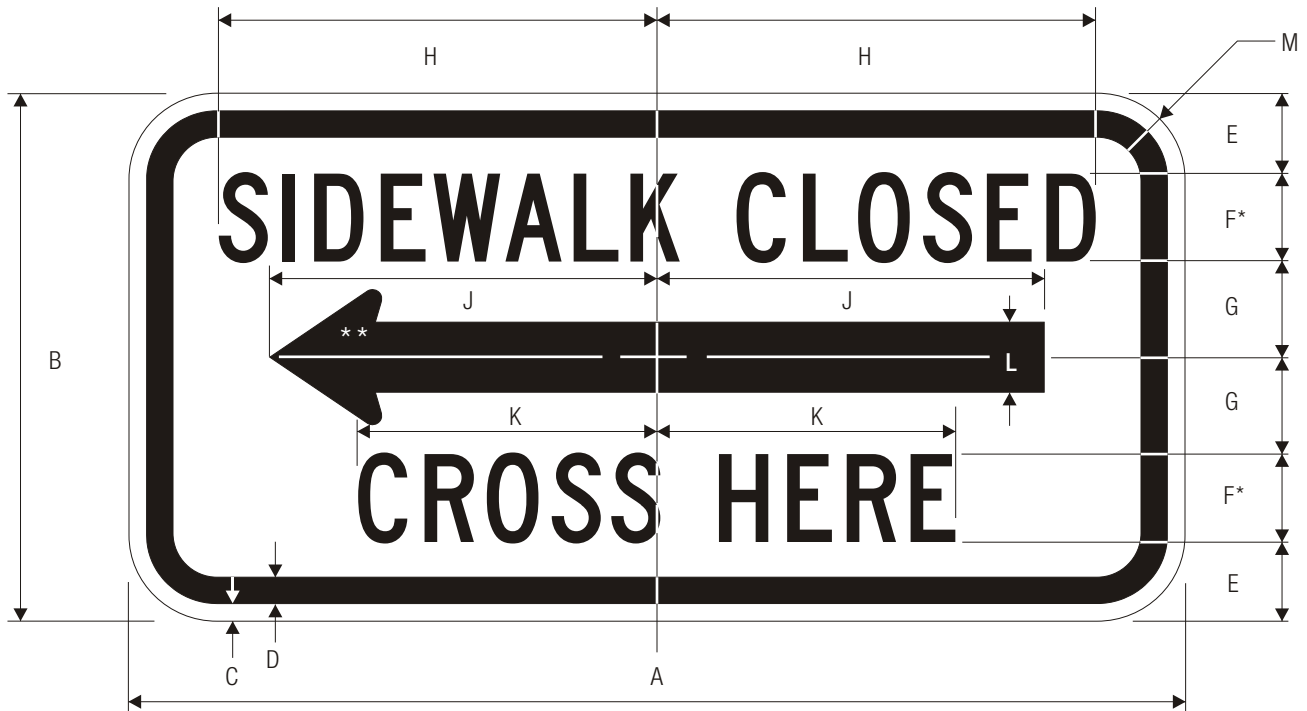
**SHA** SIGN SHALL NOT BE USED ALONG STATE OWNED, OPERATED AND MAINTAINED ROADWAYS.

R9-11 SIDEWALK CLOSED AHEAD CROSS HERE

A	B	C	D	E	F	G	H	J	K	L	M	N
24	12	.375	.625	1.75	1.5 D	.75	1.625	9.367	3.422	.680	6.284	1.5
48	36	.75	1.25	6	4 C	3	4.5	20	6.971	2	13.570	3

COLORS: LEGEND — BLACK  
BACKGROUND — WHITE (RETROREFLECTIVE)

\*Series 2000 Standard Alphabets.  
**SHA** FOR ARROWHEAD DIMENSIONS REFER TO STANDARD ARROW DETAILS IN APPENDIX-ARROWS SECTION FROM FHWA'S STANDARD HIGHWAY SIGNS BOOK-APPENDIX SECTION.



R9-11a

SIDEWALK CLOSED CROSS HERE

\*Series 2000 Standard Alphabets.

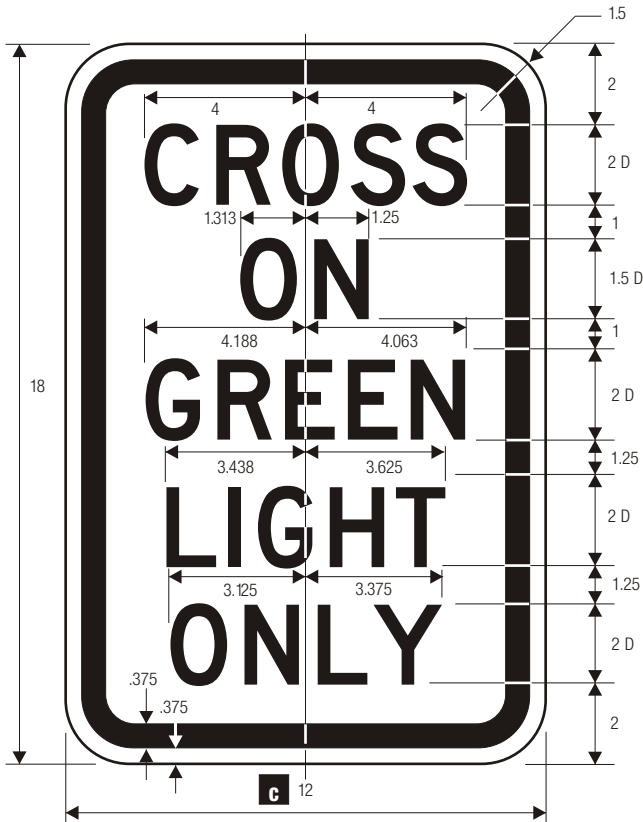
**SHA** \*\*FOR ARROWHEAD DIMENSIONS REFER TO STANDARD ARROW DETAILS IN APPENDIX-ARROWS SECTION FROM FHWA'S STANDARD HIGHWAY SIGNS BOOK-APPENDIX SECTION.

A	B	C	D	E	F	G	H	J	K	L	M
24	12	.375	.625	1.75	2 C	2.250	9.967	8.75	7.785	1.6	1.5
48	24	.75	1.25	4.5	4 C	3.5	20	17.882	13.5	2	3

**SHA** REFERENCES

MdMUTCD SECTION - 2B.44, 5B.04, 6F.13

COLORS: LEGEND — BLACK  
BACKGROUND — WHITE (RETROREFLECTIVE)

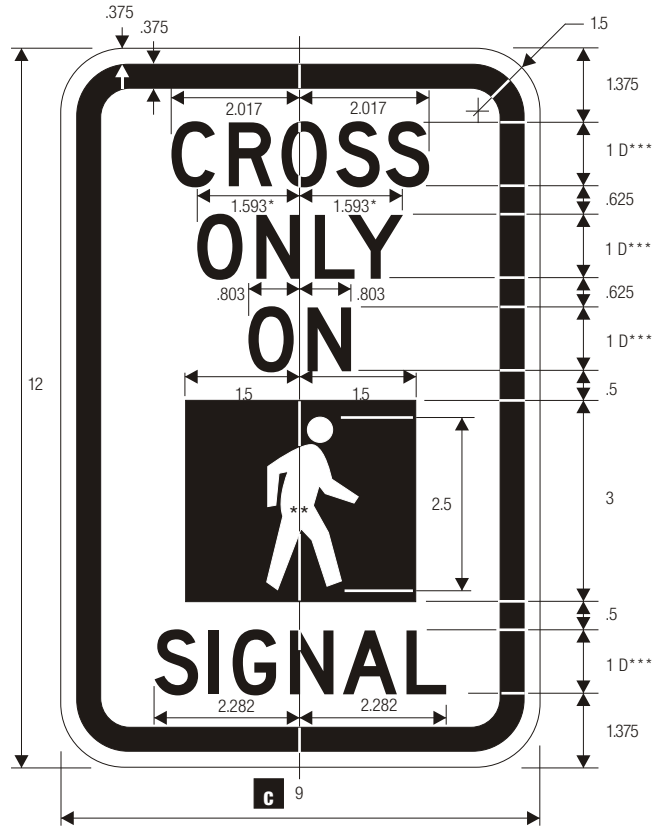


**R10-1**

CROSS ON GREEN LIGHT ONLY

COLORS: LEGEND — BLACK  
BACKGROUND — WHITE (RETROREFLECTIVE)

**SHA** SIGN SHALL NOT BE USED ALONG STATE OWNED, OPERATED AND MAINTAINED ROADWAYS.



**R10-2a**

CROSS ONLY ON WALK SIGNAL

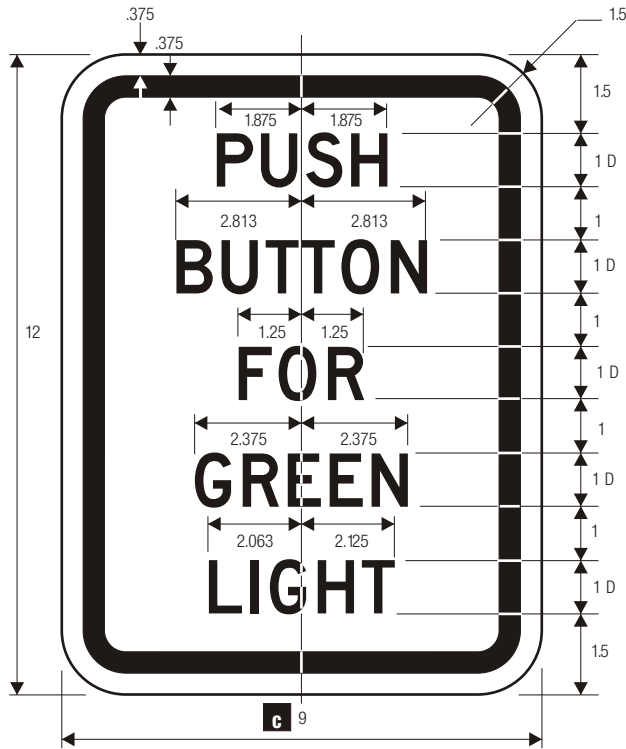
\*Reduce spacing to fit.

**SHA** \*\* FOR SYMBOL DESIGN REFER TO THE APPENDIX-GRID SECTION FROM FHWA'S STANDARD HIGHWAY SIGNS BOOK-APPENDIX SECTION

\*\*\*Series 2000 Standard Alphabets.

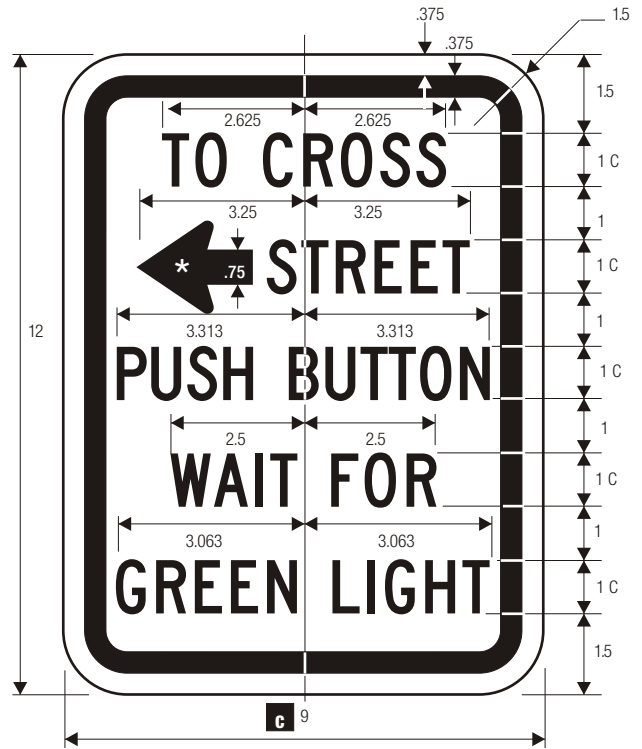
COLORS: LEGEND — BLACK  
SYMBOL — WHITE (RETROREFLECTIVE) ON BLACK  
BACKGROUND — WHITE (RETROREFLECTIVE)

**SHA** SIGN SHALL NOT BE USED ALONG STATE OWNED, OPERATED AND MAINTAINED ROADWAYS.



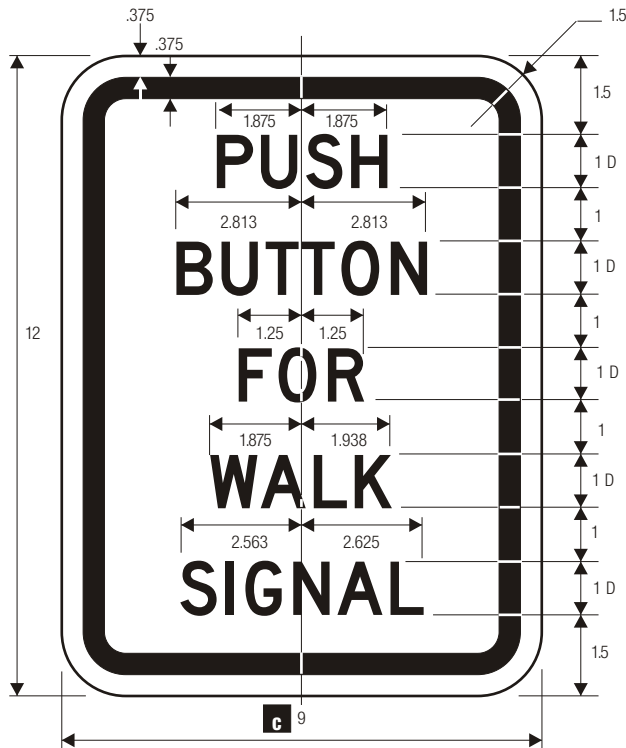
**R10-3**

PEDESTRIAN TRAFFIC SIGNAL



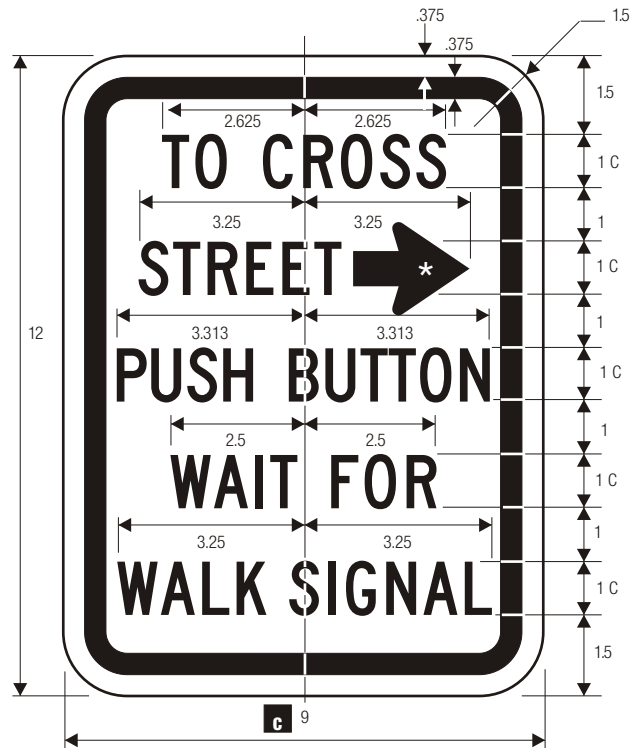
**R10-3a**

PEDESTRIAN TRAFFIC SIGNAL



**R10-4**

PEDESTRIAN TRAFFIC SIGNAL



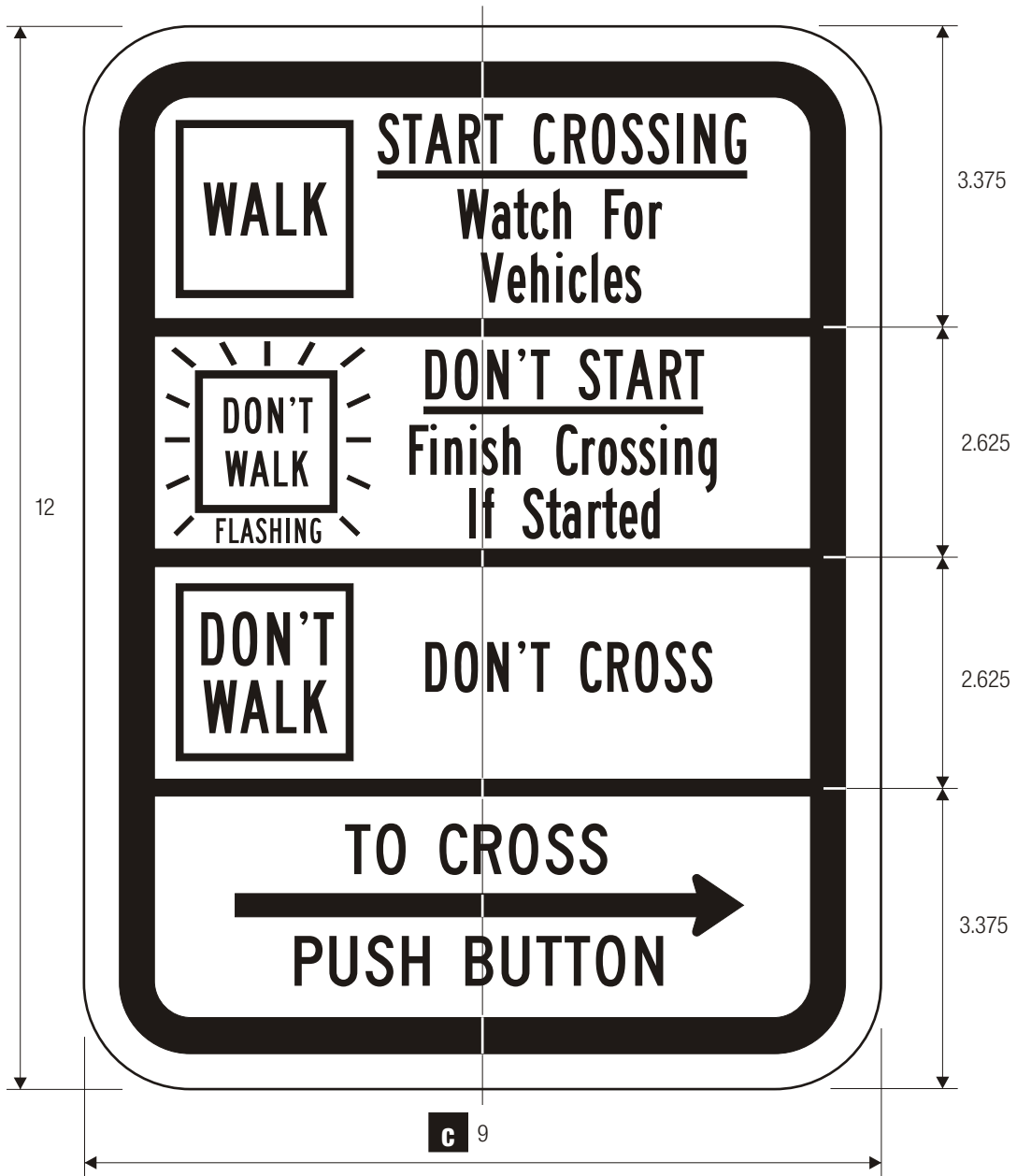
**R10-4a**

PEDESTRIAN TRAFFIC SIGNAL

COLORS: LEGEND & SYMBOL — BLACK  
BACKGROUND — WHITE (RETROREFLECTIVE)







**c**<sup>9</sup>

R10-3c

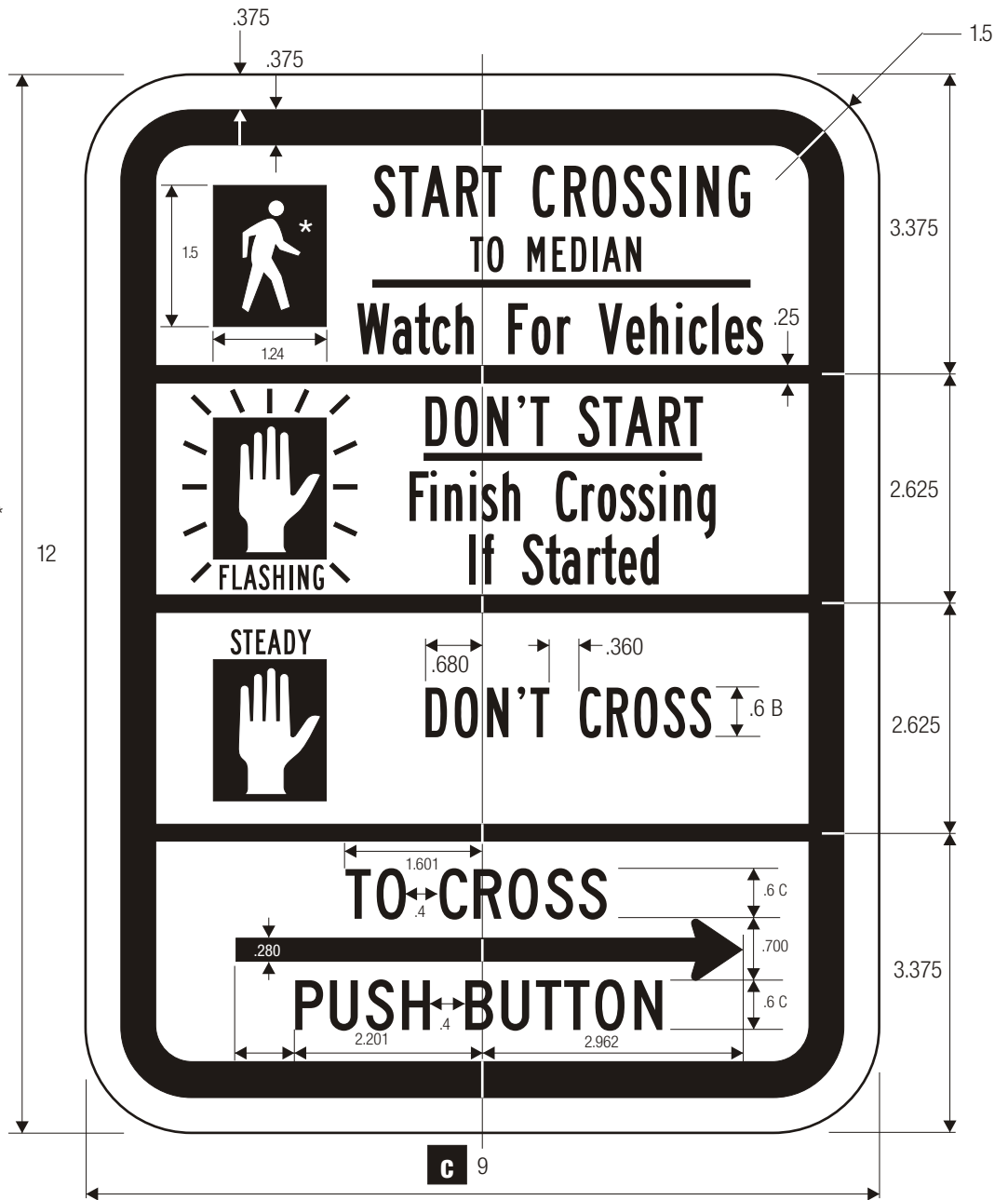
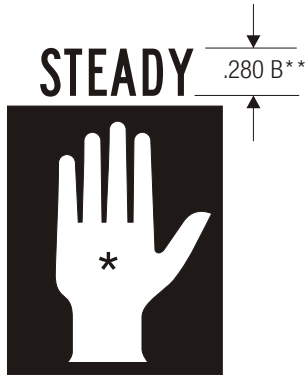
PEDESTRIAN TRAFFIC SIGNAL

Use Series 2000 Standard Alphabets.

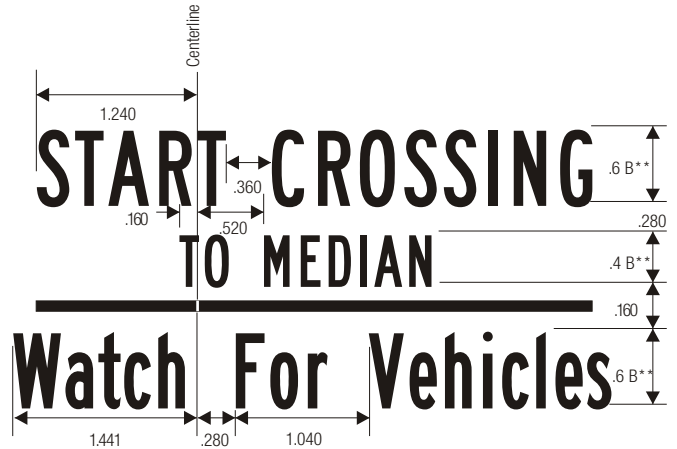
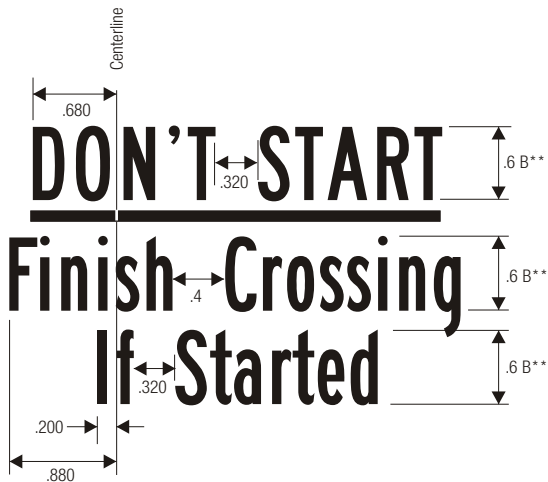
COLORS: LEGEND — BLACK  
 BACKGROUND — WHITE (RETROREFLECTIVE)  
 DON'T WALK — ORANGE (RETROREFLECTIVE)

**SHA**

SIGN SHALL NOT BE USED ALONG STATE OWNED, OPERATED AND MAINTAINED ROADWAYS.



**R10-3d PEDESTRIAN TRAFFIC SIGNAL**

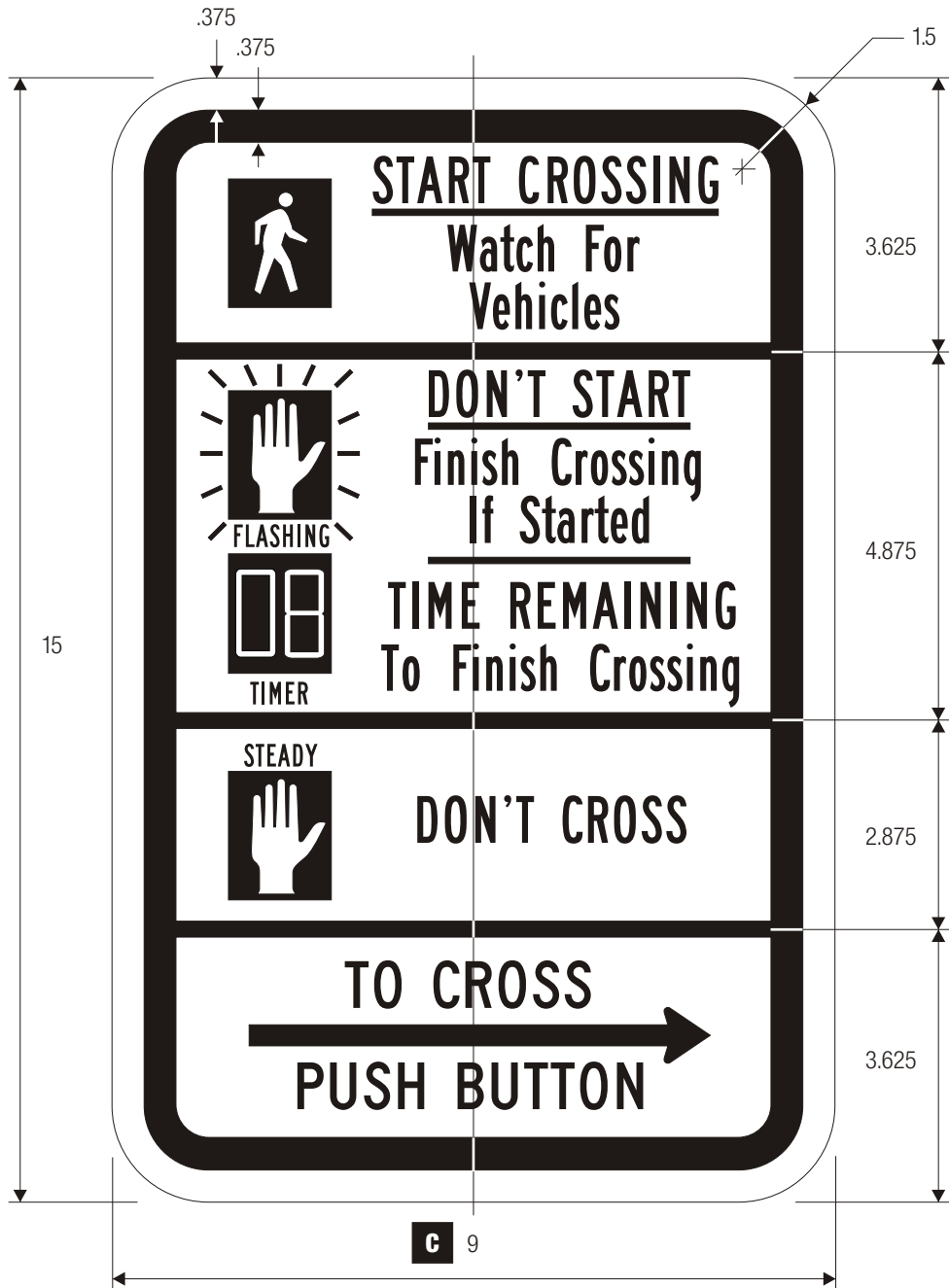


**SHA**

\*\* FOR SYMBOL DESIGN REFER TO THE APPENDIX-GRID SECTION FROM FHWA'S STANDARD HIGHWAY SIGNS BOOK-APPENDIX SECTION

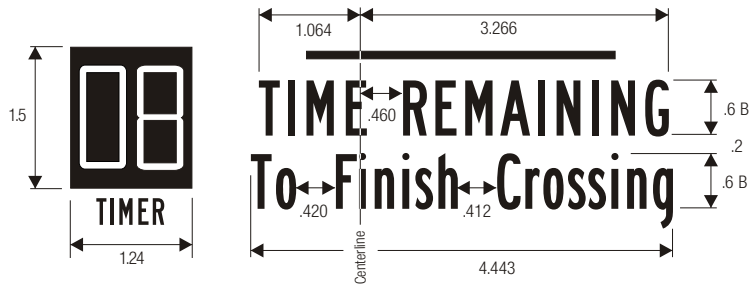
\*\* Series 2000 Standard Alphabets

**COLORS:** LEGEND — BLACK  
 BACKGROUND — WHITE (RETROREFLECTIVE)  
 HAND SYMBOL — ORANGE (RETROREFLECTIVE)




SIGN SHALL NOT BE USED ALONG STATE OWNED, OPERATED AND MAINTAINED ROADWAYS.

R10-3e  
COUNT-DOWN PEDESTRIAN



COLORS: LEGEND — BLACK  
 BACKGROUND — WHITE (RETROREFLECTIVE)  
 08, HAND SYMBOL — ORANGE (RETROREFLECTIVE)



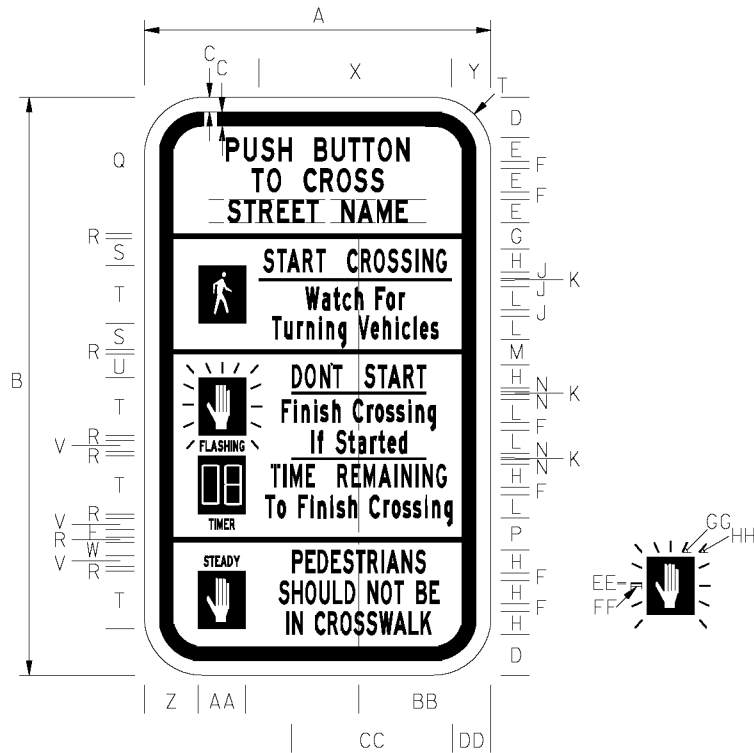
R10-4b

PEDESTRIAN TRAFFIC SIGNAL

**SHA** SIGN SHALL NOT BE USED ALONG STATE OWNED, OPERATED AND MAINTAINED ROADWAYS.

COLORS: LEGEND — BLACK  
 SYMBOL — WHITE (RETROREFLECTIVE) ON BLACK  
 BACKGROUND — WHITE (RETROREFLECTIVE)

**SHA** \* FOR SYMBOL DESIGN REFER TO THE APPENDIX-GRID SECTION FROM FHWA'S STANDARD HIGHWAY SIGNS BOOK-APPENDIX SECTION  
**SHA** \*\* FOR ARROWHEAD DIMENSIONS REFER TO STANDARD ARROW DETAILS IN APPENDIX-ARROWS SECTION FROM FHWA'S STANDARD HIGHWAY SIGNS BOOK-APPENDIX SECTION.



NOTES:

1. FOR PRIVATE DRIVEWAYS LEAVE "STREET NAME" BLANK.
2. MAXIMUM CHARACTERS FOR "STREET NAME" WITH TEXT SIZE 0.6C IS 15 CHARACTERS INCLUDING SPACES.
3. MAXIMUM CHARACTERS FOR "STREET NAME" WITH TEXT SIZE 0.6B IS 20 CHARACTERS INCLUDING SPACES.

SIGN SIZE	DIMENSIONS (INCHES)															
	A	B	C	D	E	F	G	H	J	K	L	M	N	P	Q	R
STD	9	15	3/8	1.05	0.6C	0.2	0.6925	0.6B	0.16	1/16	0.6/0.45B	0.66	0.10875	0.845	3.545	1/8

SIGN SIZE	DIMENSIONS (INCHES)															
	S	T	U	V	W	X	Y	Z	AA	BB	CC	DD	EE	FF	GG	HH
STD	11/16	1-1/2	0.615	0.28B	0.35	5	1.02	1-13/32	1.24	3-7/16	3-1/2	1.68	1/32	0.28	25°	50°

REFERENCES

MdMUTCD SECTION - 2B.45

COLORS

MAIN SIGN

LEGEND - BLACK  
BACKGROUND - WHITE

PEDESTRIAN SYMBOL

LEGEND - WHITE  
BACKGROUND - BLACK

HAND SYMBOL

LEGEND - FLUORESCENT ORANGE  
BACKGROUND - BLACK

APPROVED Tom Hicks (signature on file)  
DIRECTOR - OFFICE OF TRAFFIC AND SAFETY

**Maryland Department of Transportation**  
**STATE HIGHWAY ADMINISTRATION**  
MARYLAND STANDARD HIGHWAY SIGNS



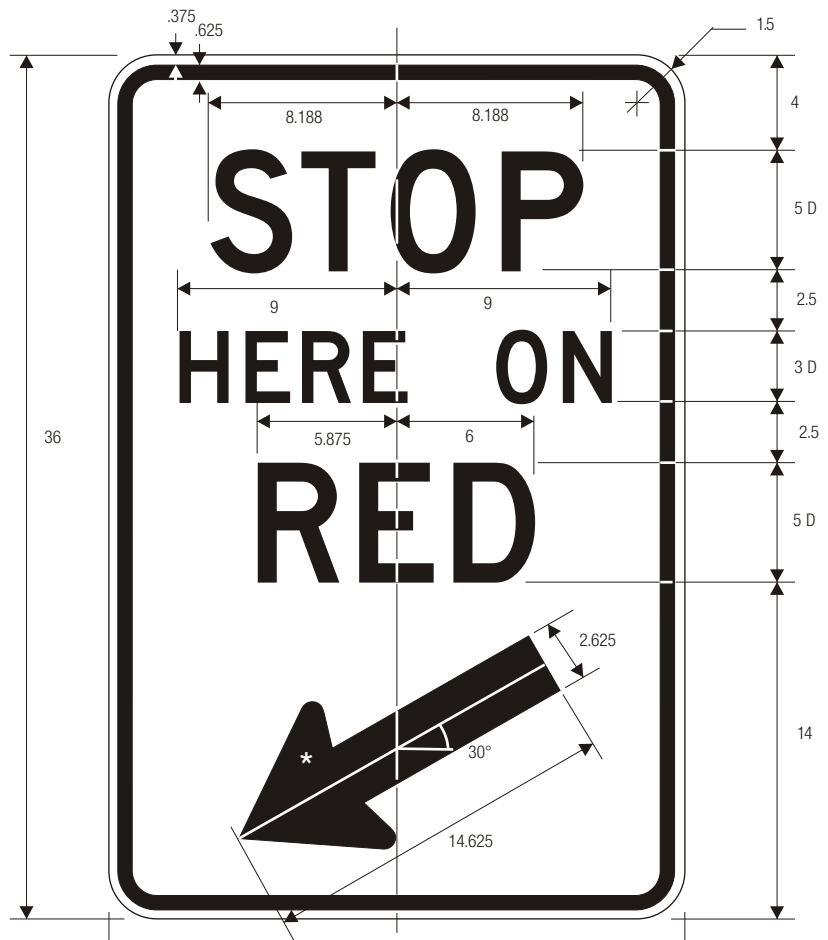
APPROVAL • SHA REVISIONS	APPROVAL • FEDERAL HIGHWAY ADMINISTRATION
APPROVAL <b>03/02/2009</b>	APPROVAL
REVISED	REVISED
REVISED	REVISED
REVISED	REVISED

**PUSH BUTTON TO CROSS (WITH INSTRUCTIONS)**

**SIGN NUMBER**

**R10-3(1)**

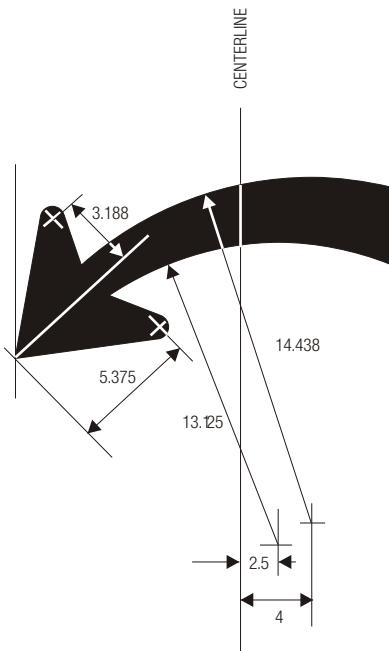
R10-6  
STOP HERE ON RED



**SHA** REFERENCES

MdMUTCD SECTION - 2B.45, 5B.04, 8B.11, 10C.07

**SHA** \* FOR ARROWHEAD DIMENSIONS REFER TO STANDARD ARROW DETAILS IN APPENDIX-ARROWS SECTION FROM FHWA'S STANDARD HIGHWAY SIGNS BOOK-APPENDIX SECTION.

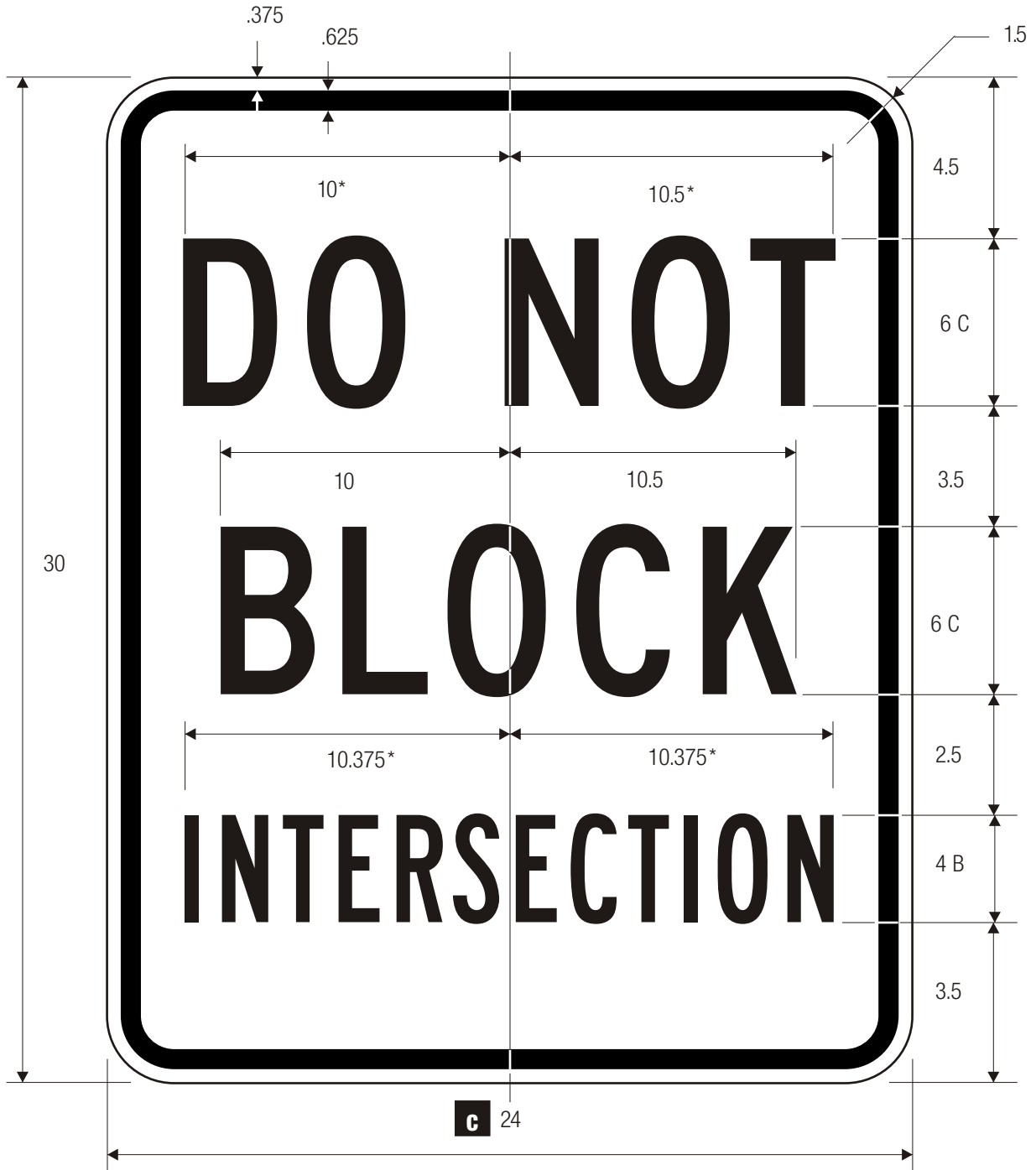


R10-6a STOP HERE ON RED

COLORS: LEGEND BLACK  
BACKGROUND WHITE (RETROREFLECTIVE)

**SHA** REFERENCES

MdMUTCD SECTION - 2B.45, 5B.04, 8B.11, 10C.07



R10-7

DO NOT BLOCK INTERSECTION

\*Reduce spacing 50%.





\* SPACING BETWEEN "DO" AND "NOT" REDUCED TO FIT  
 \*\* ALTERNATE MESSAGE FOR LINE 3

SIGN SIZE	DIMENSIONS (INCHES)										
	A	B	C	D	E	F	G	H	J	K	L
STD	24	30	3/8	5/8	4-1/2	6B*	3-1/2	6C	2-1/2	4B	1-1/2

REFERENCES

MdMUTCD SECTION - 2B.45

COLORS

LEGEND - BLACK

BACKGROUND - WHITE

APPROVED Tom Hicks (signature on file)  
 DIRECTOR - OFFICE OF TRAFFIC AND SAFETY

**Maryland Department of Transportation**  
**STATE HIGHWAY ADMINISTRATION**  
 MARYLAND STANDARD HIGHWAY SIGNS



APPROVAL • SHA REVISIONS	APPROVAL • FEDERAL HIGHWAY ADMINISTRATION
APPROVAL <b>03/02/2009</b>	APPROVAL
REVISED	REVISED
REVISED	REVISED
REVISED	REVISED

**DO NOT BLOCK DRIVEWAY/ENTRANCE**

**SIGN NUMBER**

**R10-7(1)**



R10-8

USE LANE WITH ARROW

\*Series 2000 Standard Alphabets.

**SHA** SIGN SHALL NOT BE USED ALONG STATE OWNED,  
OPERATED AND MAINTAINED ROADWAYS.

**C**

A	B	C	D	E	F	G	H	J	K	L	M	N
24	30	.375	.625	3	3 E	2.25	4.14	5.739	4.944	7.117	7.806	1.5
30	36	.5	.75	3	4 E	2.5	5.519	7.651	6.592	9.489	10.407	1.875
36	42	.625	.875	3.75	4.5 E	3	6.209	8.607	7.416	10.674	11.708	2.25
60	72	.75	1.25	6	8 E	5	11.04	15.304	13.186	18.98	20.817	3

COLORS: LEGEND — BLACK  
BACKGROUND — WHITE (RETROREFLECTIVE)



SIGN SIZE	DIMENSIONS (INCHES)								
	A	B	C	D	E	F	G	H	J
MIN	24	30	3/8	5/8	2-1/2	3E	2-1/4	4E	1-1/2
STD	30	36	1/2	3/4	2-3/4	4E	2-3/8	5E	1-7/8
EXPWY/FWY	36	42	5/8	7/8	3-1/2	4-1/2E	2-7/8	5-1/2E	2-1/4
SPECIAL	60	72	3/4	1-1/4	5-1/2	8E	4-3/4	10E	3

REFERENCES

MdMUTCD SECTION - 2B.45, 5B.04

COLORS

LEGEND - BLACK  
BACKGROUND - WHITE

APPROVED Tom Hicks (signature on file)  
DIRECTOR - OFFICE OF TRAFFIC AND SAFETY

**Maryland Department of Transportation**  
**STATE HIGHWAY ADMINISTRATION**  
MARYLAND STANDARD HIGHWAY SIGNS

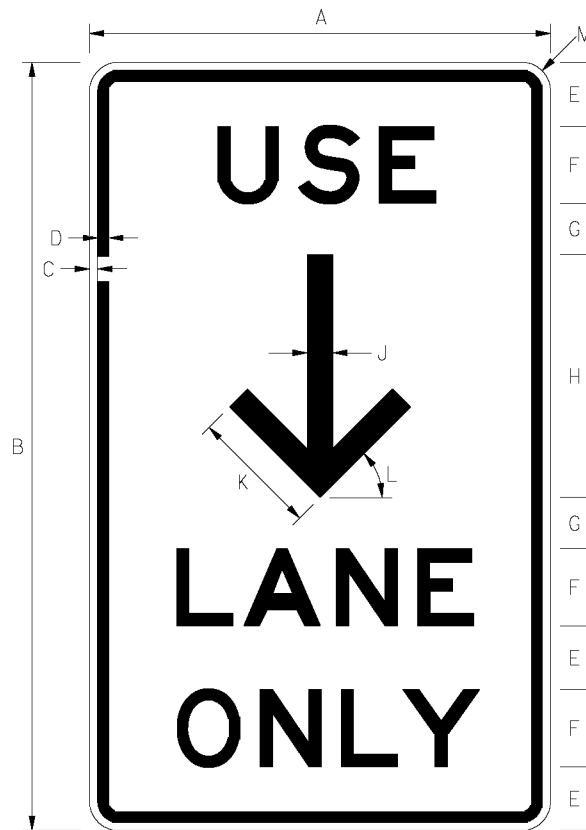


APPROVAL • SHA REVISIONS	APPROVAL • FEDERAL HIGHWAY ADMINISTRATION
APPROVAL <b>03/02/2009</b>	APPROVAL
REVISED	REVISED
REVISED	REVISED
REVISED	REVISED

**USE LANE WITH GREEN ARROW**

**SIGN NUMBER**

**R10-8(1)**



SIGN SIZE	DIMENSIONS (INCHES)											
	A	B	C	D	E	F	G	H	J	K	L	M
STD	36	60	5/8	7/8	5	6E	4	19	2	10	45°	2-1/4

REFERENCES

MdMUTCD SECTION - 2B.45, 5B.04

COLORS

LEGEND - BLACK

BACKGROUND - WHITE

APPROVED Tom Hicks (signature on file)  
DIRECTOR - OFFICE OF TRAFFIC AND SAFETY

**Maryland Department of Transportation**  
**STATE HIGHWAY ADMINISTRATION**

MARYLAND STANDARD HIGHWAY SIGNS

**USE ARROW LANE ONLY**



APPROVAL • SHA REVISIONS	APPROVAL • FEDERAL HIGHWAY ADMINISTRATION
APPROVAL <b>03/02/2009</b>	APPROVAL
REVISED	REVISED
REVISED	REVISED
REVISED	REVISED

**SIGN NUMBER**

**R10-8(2)**



SIGN SIZE	DIMENSIONS (INCHES)							
	A	B	C	D	E	F	G	H
STD	54	48	3/4	1-1/4	6	8E	8D	3

REFERENCES

MdMUTCD SECTION - 2B.45, 5B.04

COLORS

LEGEND - BLACK  
BACKGROUND - WHITE

APPROVED Tom Hicks (signature on file)  
DIRECTOR - OFFICE OF TRAFFIC AND SAFETY

**Maryland Department of Transportation**  
**STATE HIGHWAY ADMINISTRATION**  
MARYLAND STANDARD HIGHWAY SIGNS

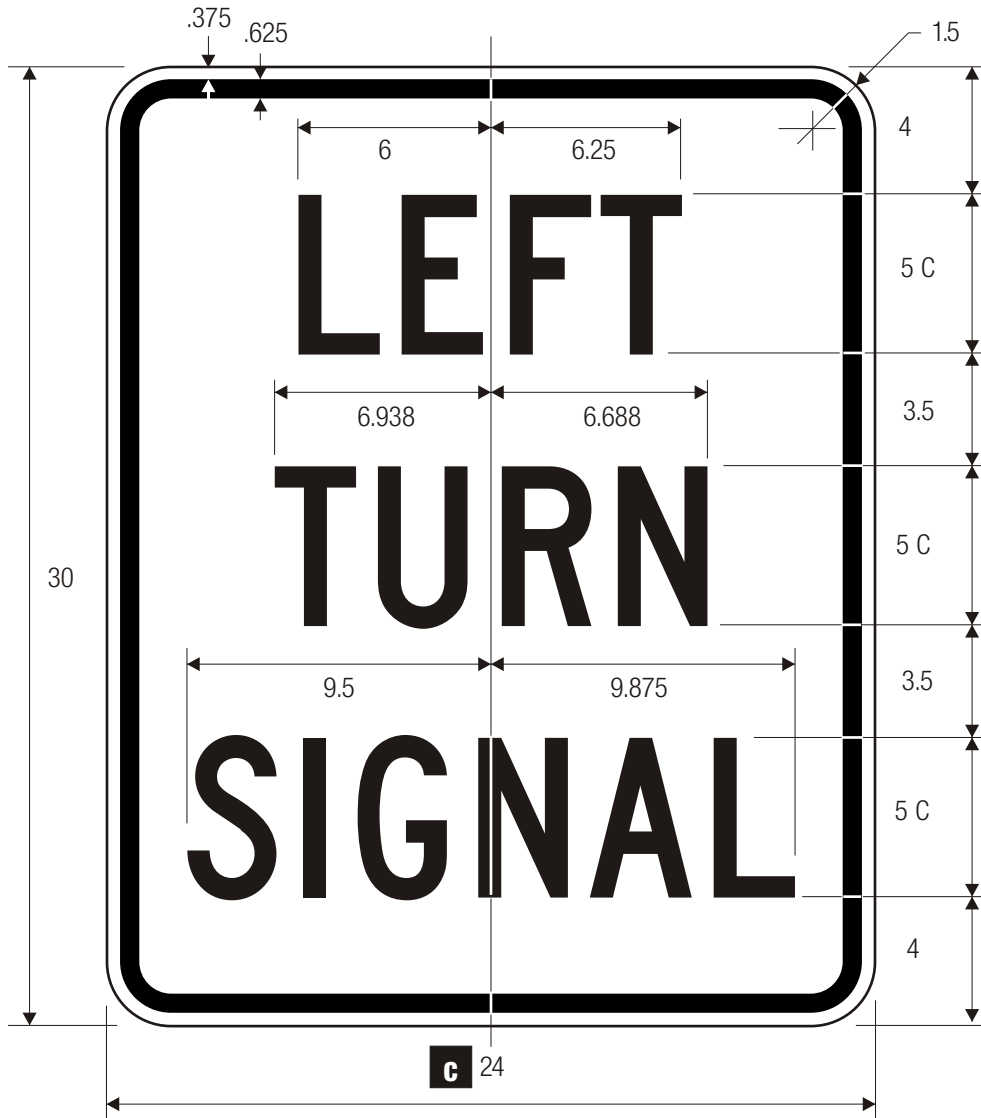


APPROVAL • SHA REVISIONS	APPROVAL • FEDERAL HIGHWAY ADMINISTRATION
APPROVAL <b>03/02/2009</b>	APPROVAL
REVISED	REVISED
REVISED	REVISED
REVISED	REVISED

**OBEY LANE SIGNALS**

**SIGN NUMBER**

**R10-8(3)**



R10-10L

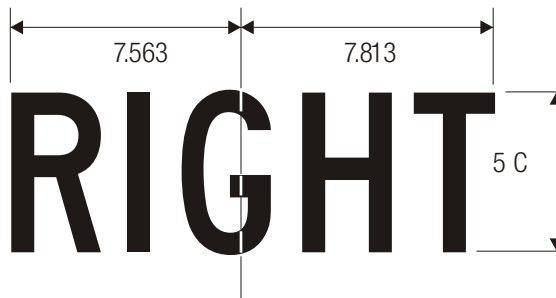
SHA SIGN SHALL NOT BE USED ALONG STATE OWNED, OPERATED AND MAINTAINED ROADWAYS.

LEFT (RIGHT) TURN SIGNAL

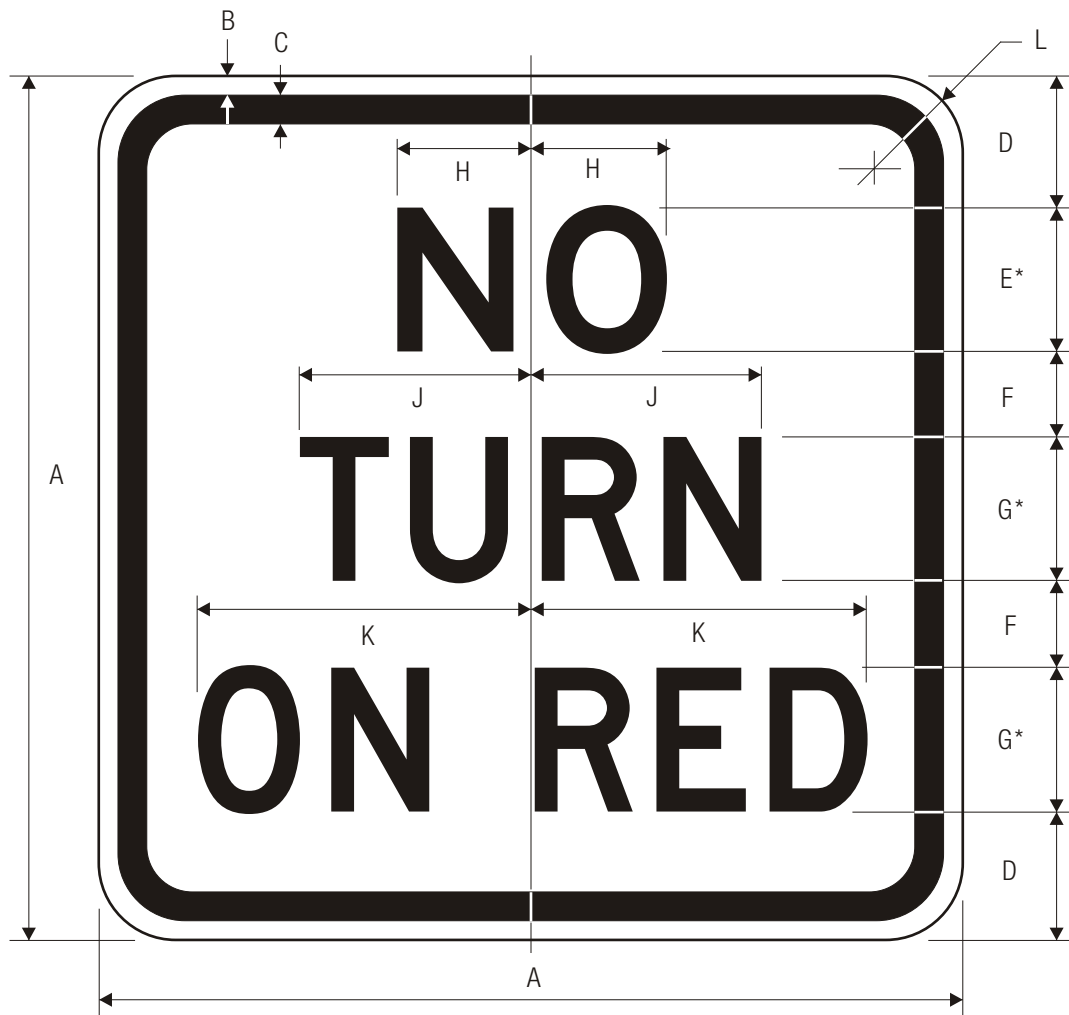


R10-10R

SHA SIGN SHALL NOT BE USED ALONG STATE OWNED, OPERATED AND MAINTAINED ROADWAYS.



COLORS: LEGEND — BLACK  
BACKGROUND— WHITE (RETROREFLECTIVE)



R10-11b  
NO TURN ON RED

\*Series 2000 Standard Alphabets.

**C**

A	B	C	D	E	F	G	H	J	K	L
24	.375	.625	3.5	4 E	2.5	4 D	3.745	6.41	9.299	1.5
30	.5	.75	4.5	5 E	3	5 D	4.681	8.012	11.623	1.875
36	.625	.875	5	6 E	4	6 D	5.617	9.614	13.948	2.25



SIGN SIZE	DIMENSIONS (INCHES)								
	A	B	C	D	E	F	G	H	J
MIN	18	24	3/8	5/8	3	3E	2	3D	1-1/2
STD	24	30	3/8	5/8	3-1/4	4E	2-1/2	4D	1-1/2
EXPWY	30	36	1/2	3/4	3-1/2	5E	3	5D	1-7/8

REFERENCES

MdMUTCD SECTION - 2B.45, 5B.04

COLORS

LEGEND - BLACK

BACKGROUND - WHITE

\* 'RED' - RED

APPROVED Tom Hicks (signature on file)  
DIRECTOR - OFFICE OF TRAFFIC AND SAFETY

**Maryland Department of Transportation  
STATE HIGHWAY ADMINISTRATION**

MARYLAND STANDARD HIGHWAY SIGNS

**NO TURN ON RED ARROW**

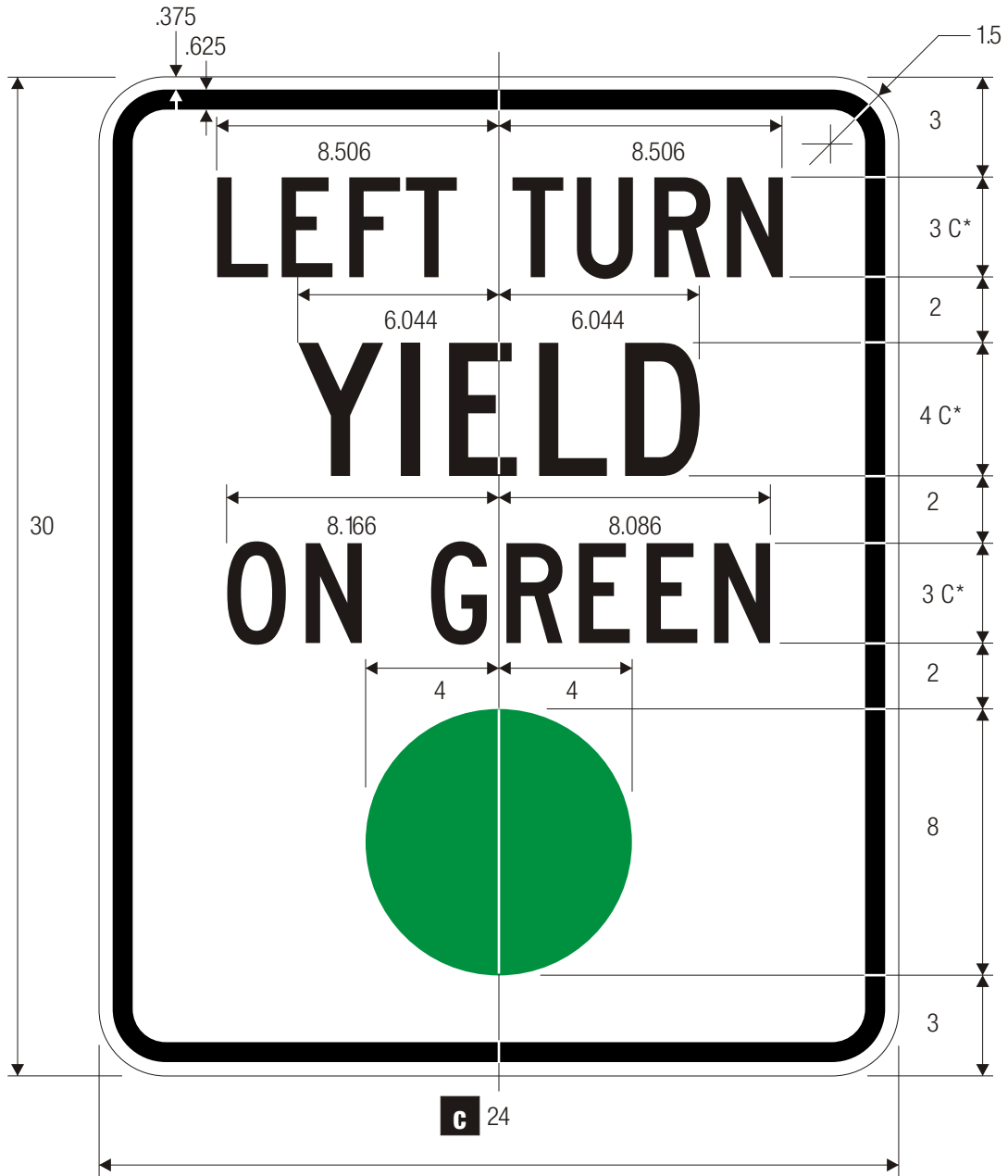


APPROVAL • SHA REVISIONS	APPROVAL • FEDERAL HIGHWAY ADMINISTRATION
APPROVAL <b>03/02/2009</b>	APPROVAL
REVISED	REVISED
REVISED	REVISED
REVISED	REVISED

**SIGN NUMBER**

**R10-11(1)**





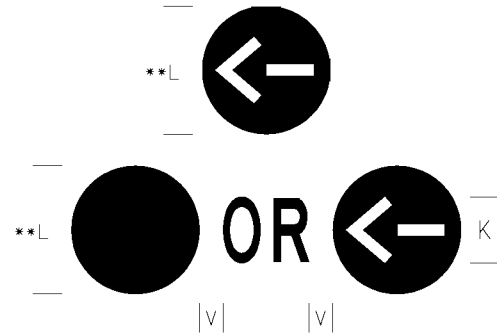
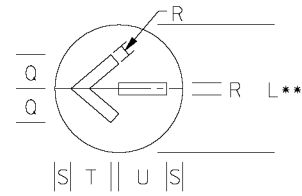
R10-12

LEFT TURN YIELD ON GREEN

\*Series 2000 Standard Alphabets.

**SMA** SIGN SHALL NOT BE USED ALONG STATE OWNED, OPERATED AND MAINTAINED ROADWAYS.

COLORS: LEGEND — BLACK  
 BACKGROUND— WHITE (RETROREFLECTIVE)  
 SYMBOL — GREEN (RETROREFLECTIVE)



\*SIZE REQUIRED FOR OVERHEAD USE  
 \*\* ALTERNATE MESSAGE DEPENDING ON SIGNAL CONFIGURATION

SIGN SIZE	DIMENSIONS (INCHES)									
	A	B	C	D	E	F	G	H	J	K
STD	30	36	3/8	5/8	2-1/2	7E	2-1/2	5D	2	4C
* OVERSIZED	36	42	5/8	7/8	2-3/4	8E	2-1/2	6D	2-1/2	5C

SIGN SIZE	DIMENSIONS (INCHES)									
	L	M	N	P	Q	R	S	T	V	U
STD	8	4	4	1-7/8	2-1/8	3/4	1	2-1/2	3	1-1/2
* OVERSIZED	10	4-1/4	4	2-1/4	2-3/4	1	1-1/4	3	3-3/4	2

REFERENCES

MdMUTCD SECTION - 2B.45, 5B.04

COLORS

LEGEND - BLACK  
 BACKGROUND - WHITE  
 CIRCLE SYMBOL - GREEN

APPROVED Tom Hicks (signature on file)  
 DIRECTOR - OFFICE OF TRAFFIC AND SAFETY

**Maryland Department of Transportation**  
**STATE HIGHWAY ADMINISTRATION**  
 MARYLAND STANDARD HIGHWAY SIGNS

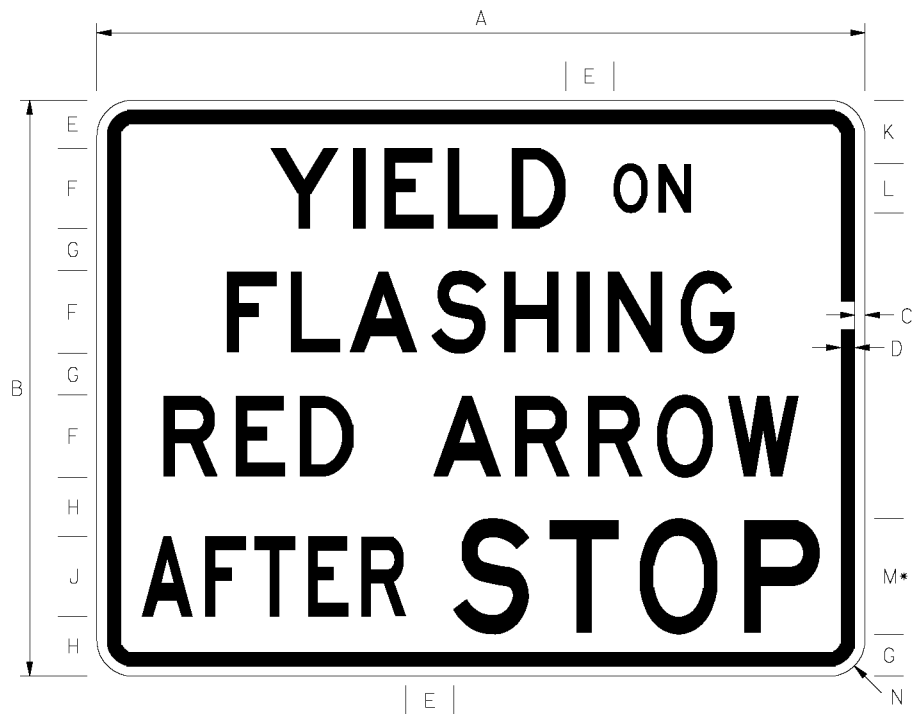


APPROVAL • SHA REVISIONS	APPROVAL • FEDERAL HIGHWAY ADMINISTRATION
APPROVAL <b>03/02/2009</b>	APPROVAL
REVISED	REVISED
REVISED	REVISED
REVISED	REVISED

**U TURN YIELD ON GREEN**

**SIGN NUMBER**

**R10-12(1)**



SIGN SIZE	DIMENSIONS (INCHES)												
	A	B	C	D	E	F	G	H	J	K	L	M	N
STD	48	36	5/8	7/8	3	50	2-3/4	3-3/4	5C	4	3D	7D	2-1/4

REFERENCES

MdMUTCD SECTION - 2B.45

COLORS

LEGEND - BLACK

BACKGROUND - WHITE

\* 'STOP' - RED

APPROVED Tom Hicks (signature on file)  
DIRECTOR - OFFICE OF TRAFFIC AND SAFETY

**Maryland Department of Transportation  
STATE HIGHWAY ADMINISTRATION**

MARYLAND STANDARD HIGHWAY SIGNS


**YIELD ON FLASHING  
RED ARROW AFTER STOP**



APPROVAL • SHA REVISIONS	APPROVAL • FEDERAL HIGHWAY ADMINISTRATION
APPROVAL <b>03/02/2009</b>	APPROVAL
REVISED	REVISED
REVISED	REVISED
REVISED	REVISED

**SIGN NUMBER**

**R10-12(2)**



R10-13

EMERGENCY SIGNAL

\*Series 2000 Standard Alphabets.



R10-15


TURNING TRAFFIC MUST YIELD TO PEDESTRIANS

**SHA** SIGN SHALL NOT BE USED ALONG STATE OWNED, OPERATED AND MAINTAINED ROADWAYS.

\*Series 2000 Standard Alphabets

A	B	C	D	E	F	G	H	J	K	L	M	N	P
24	30	.375	.625	4.25	2.5 D	2	3.5 D	6.764	6.387	5.665	7.167	10.53	1.5
30	36	.5	.75	4.5	3 D	2.75	4 D	8.117	7.665	6.475	8.601	12.637	1.875
36	42	.625	.875	5.75	3.5 D	3	4.5 D	9.471	8.943	7.285	10.036	14.744	2.25

COLORS: LEGEND — BLACK  
BACKGROUND — WHITE (RETROREFLECTIVE)



SIGN SIZE	DIMENSIONS (INCHES)										
	A	B	C	D	E	F	G	H	J	K	L
STD	24	30	3/8	5/8	2-1/2	3D	2-1/4	4E	2.5E	3.5E	1-1/2
EXPWY/FWY	36	48	5/8	7/8	4-1/4	5D	3-1/2	6E	4E	5.5E	2-1/4

REFERENCES

MdMUTCD SECTION - 2B.45, 5B.04

COLORS

LEGEND - BLACK

BACKGROUND - WHITE

APPROVED Tom Hicks (signature on file)  
DIRECTOR - OFFICE OF TRAFFIC AND SAFETY

**Maryland Department of Transportation**  
**STATE HIGHWAY ADMINISTRATION**  
MARYLAND STANDARD HIGHWAY SIGNS

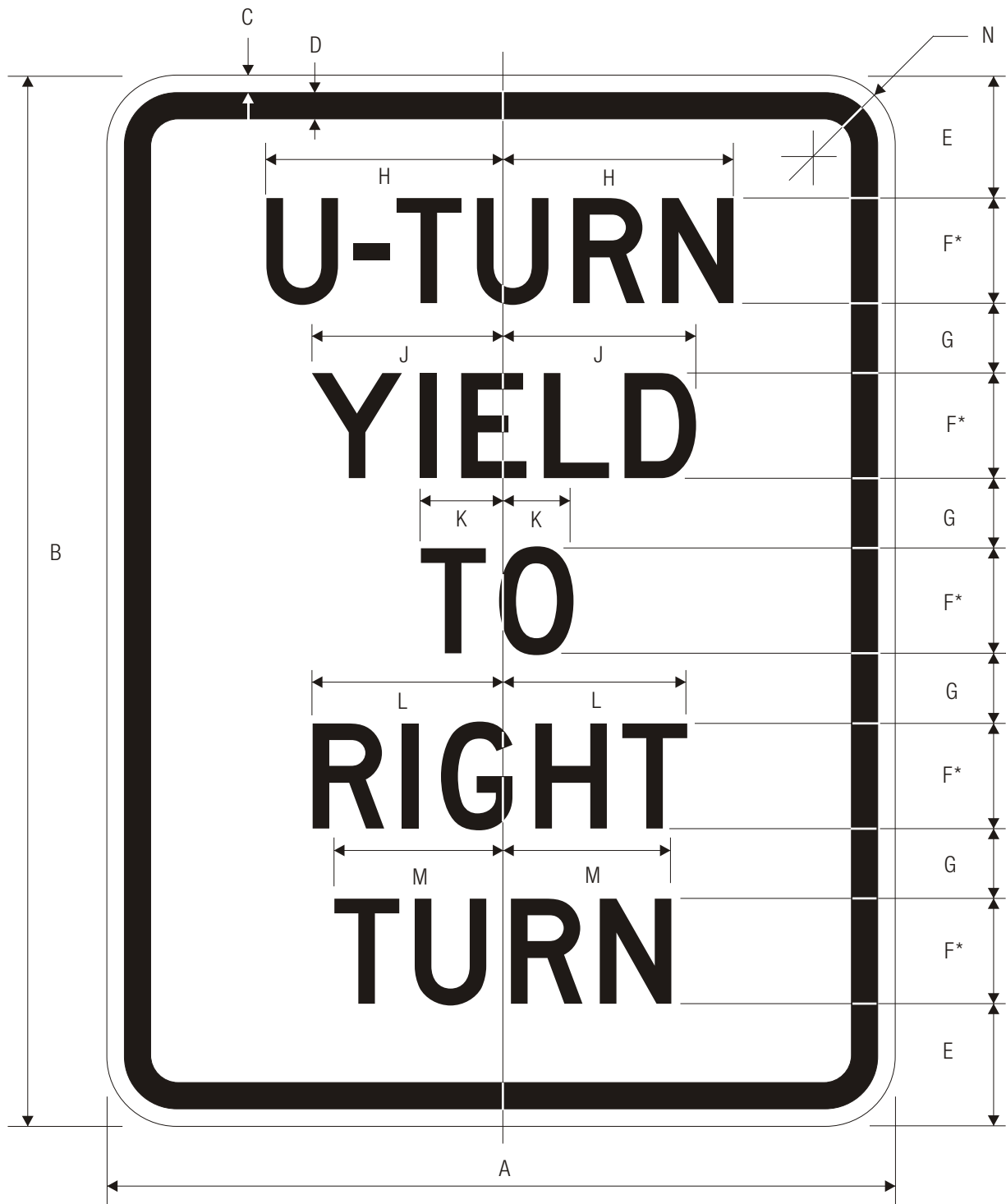


APPROVAL • SHA REVISIONS	APPROVAL • FEDERAL HIGHWAY ADMINISTRATION
APPROVAL <b>03/02/2009</b>	APPROVAL
REVISED	REVISED
REVISED	REVISED
REVISED	REVISED

**TURNING TRAFFIC YIELD TO PEDS**

**SIGN NUMBER**

**R10-15(1)**



R10-16

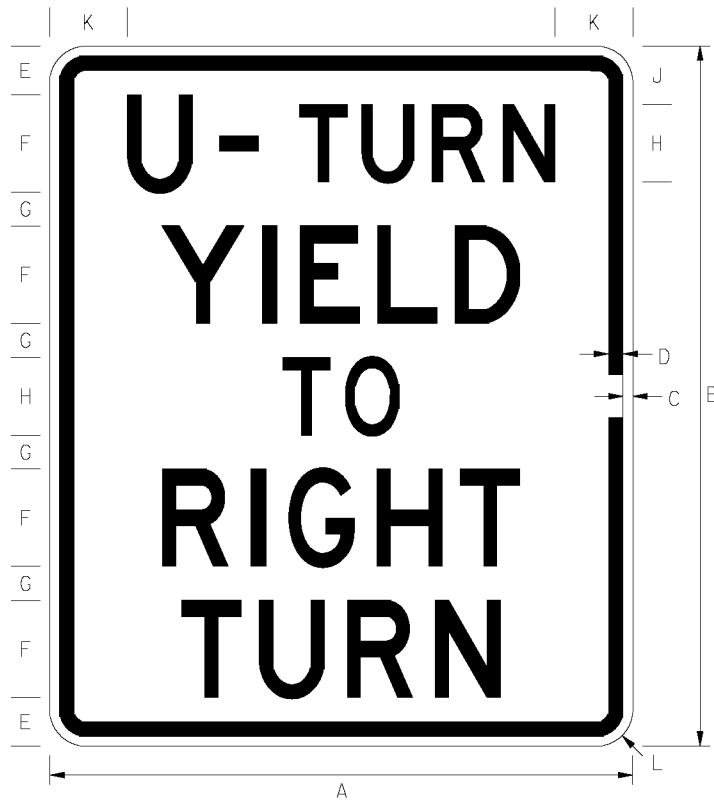
U-TURN YIELD TO RIGHT TURN

\*Series 2000 Standard Alphabets.

A	B	C	D	E	F	G	H	J	K	L	M	N
18	24	.375	.625	3	2 D	2	4.443	3.654	1.451	3.562	3.205	1.5
24	30	.375	.625	3	3 D	2.25	6.665	5.482	2.178	5.345	4.808	1.5
30	36	.5	.75	3	4 D	2.5	8.885	7.307	2.903	7.125	6.410	1.875

**C**

COLORS: LEGEND — BLACK  
 BACKGROUND — WHITE (RETROREFLECTIVE)



SIGN SIZE	DIMENSIONS (INCHES)										
	A	B	C	D	E	F	G	H	J	K	L
MIN	18	24	3/8	5/8	2	3D	1-1/2	2D	2-1/2	3	1-1/2
STD	24	30	3/8	5/8	2-1/2	4D	1-1/2	3D	3	3-1/2	1-1/2
SPECIAL	30	36	1/2	3/4	2-1/2	5D	1-3/4	4D	3	4	1-7/8

REFERENCES

MdMUTCD SECTION - 2B.45, 5B.04

COLORS

LEGEND - BLACK  
BACKGROUND - WHITE

APPROVED Tom Hicks (signature on file)  
DIRECTOR - OFFICE OF TRAFFIC AND SAFETY

**Maryland Department of Transportation**  
**STATE HIGHWAY ADMINISTRATION**  
MARYLAND STANDARD HIGHWAY SIGNS



APPROVAL • SHA REVISIONS	APPROVAL • FEDERAL HIGHWAY ADMINISTRATION
APPROVAL <b>03/02/2009</b>	APPROVAL
REVISED	REVISED
REVISED	REVISED
REVISED	REVISED

**U TURN YIELD TO RIGHT TURN**

**SIGN NUMBER**

**R10-16(1)**



—  
\*F  
—  
**LEFT**



\* ALTERNATE MESSAGE DEPENDING ON CONFIGURATION OF INTERSECTION.

SIGN SIZE	DIMENSIONS (INCHES)											
	A	B	C	D	E	F	G	H	J	K	L	M
STD	42	36	5/8	7/8	2-3/4	5D	5C	3	7D	3-3/4	3D	2-1/4

REFERENCES

MdMUTCD SECTION - 2B.45, 5B.04

COLORS

LEGEND - BLACK

BACKGROUND - WHITE

\*\* 'STOP' - RED

APPROVED Tom Hicks (signature on file)  
DIRECTOR - OFFICE OF TRAFFIC AND SAFETY

**Maryland Department of Transportation  
STATE HIGHWAY ADMINISTRATION**

MARYLAND STANDARD HIGHWAY SIGNS

**LEFT ON RED ARROW AFTER STOP  
RIGHT ON RED ARROW AFTER STOP**



APPROVAL • SHA REVISIONS	APPROVAL • FEDERAL HIGHWAY ADMINISTRATION
APPROVAL <b>03/02/2009</b>	APPROVAL
REVISED	REVISED
REVISED	REVISED
REVISED	REVISED

**SIGN NUMBER**

**R10-17(1)(L&R)**



R10-18  
TRAFFIC LAWS PHOTO ENFORCED

\*Series 2000 Standard Alphabets.

	A	B	C	D	E	F	G	H	J	K
<b>C</b>	24	12	.375	.625	3	2 C	2	7.665	9.707	1.5
	36	18	.625	.875	4.5	3 C	3	11.448	14.390	2.25
	48	30	.75	1.25	8	4 C	6	15.251	19.294	3
	72	36	1	1.25	9	6 C	6	22.862	28.922	3

**SNA** SIGN SHALL NOT BE USED ALONG STATE OWNED,  
OPERATED AND MAINTAINED ROADWAYS,  
EXCEPT IN MONTGOMERY COUNTY.

COLORS: LEGEND — BLACK  
BACKGROUND — WHITE (RETROREFLECTIVE)



NOTE: FOR SYMBOL DESIGN CONTACT SHA SIGN SHOP.

SIGN SIZE	DIMENSIONS (INCHES)											
	A	B	C	D	E	F	G	H	J	K	L	M
STD	108	72	1-1/4	1-1/2	5-1/4	10E	2	13	8D	8E	4-3/4	4

REFERENCES

MdMUTCD SECTION - 2B.46

COLORS

LEGEND

TOP - BLACK  
MIDDLE - BLACK  
BOTTOM - BLACK

BACKGROUND

TOP - FLUORESCENT YELLOW  
MIDDLE - WHITE  
BOTTOM - FLUORESCENT ORANGE

APPROVED Tom Hicks (signature on file)  
DIRECTOR - OFFICE OF TRAFFIC AND SAFETY

**Maryland Department of Transportation**  
**STATE HIGHWAY ADMINISTRATION**

MARYLAND STANDARD HIGHWAY SIGNS

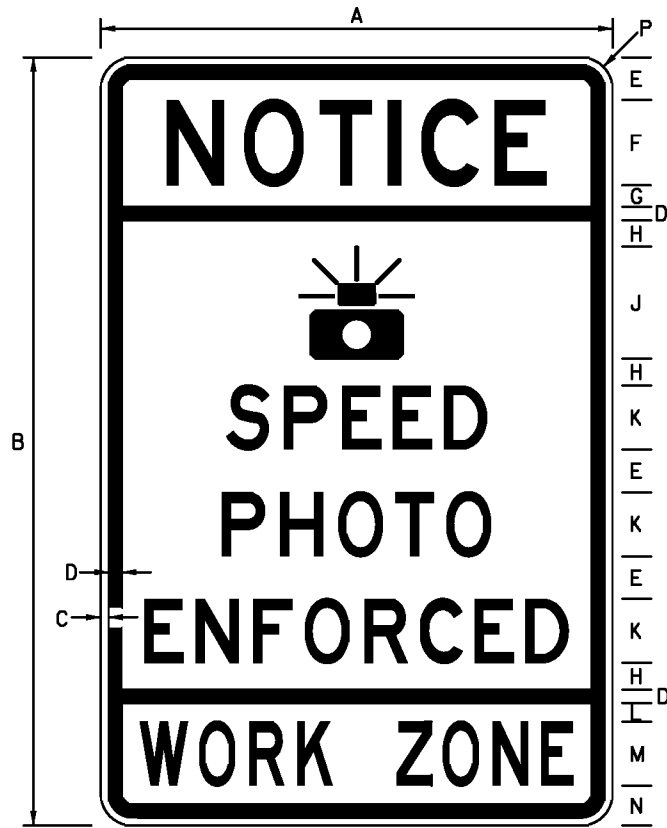


APPROVAL • SHA REVISIONS	APPROVAL • FEDERAL HIGHWAY ADMINISTRATION
APPROVAL <b>09/23/2011</b>	APPROVAL
REVISED	REVISED
REVISED	REVISED
REVISED	REVISED

**NOTICE - SPEED PHOTO ENFORCED - WORK ZONE**

**SIGN NUMBER**

**R10-18(1)**



NOTE: FOR SYMBOL DESIGN CONTACT SHA SIGN SHOP.

SIGN SIZE	DIMENSIONS (INCHES)						
	A	B	C	D	E	F	G
STD	48	72	3/4	1-1/4	4	8D	2

SIGN SIZE	DIMENSIONS (INCHES)						
	H	J	K	L	M	N	P
STD	2-1/2	10-1/2	6D	1-3/4	6C	3-3/4	3

REFERENCES

MdMUTCD SECTION - 2B.46

COLORS

LEGEND

TOP - BLACK  
 MIDDLE - BLACK  
 BOTTOM - BLACK

BACKGROUND

TOP - FLUORESCENT YELLOW  
 MIDDLE - WHITE  
 BOTTOM - FLUORESCENT ORANGE

APPROVED Tom Hicks (signature on file)  
 DIRECTOR - OFFICE OF TRAFFIC AND SAFETY

**Maryland Department of Transportation**  
**STATE HIGHWAY ADMINISTRATION**

MARYLAND STANDARD HIGHWAY SIGNS

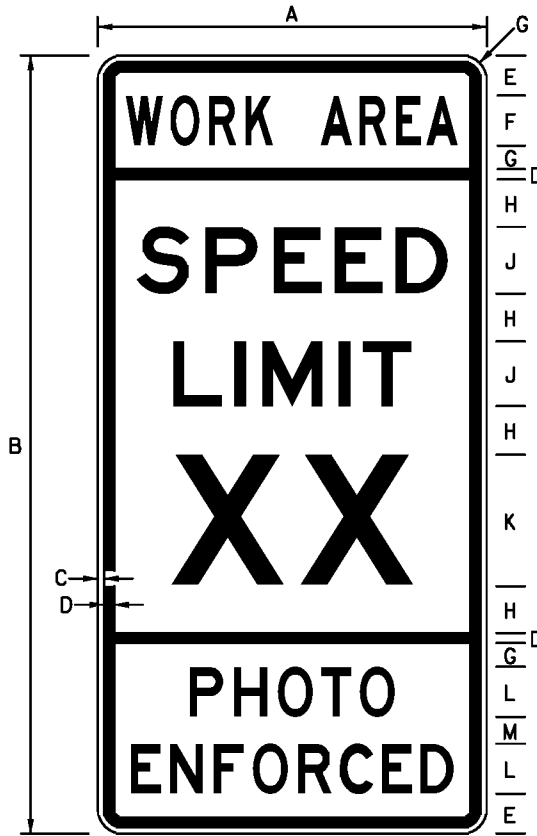
**NOTICE - SPEED PHOTO ENFORCED - WORK ZONE**  
**(VERTICAL LAYOUT)**



APPROVAL • SHA REVISIONS	APPROVAL • FEDERAL HIGHWAY ADMINISTRATION
APPROVAL <b>09/23/2011</b>	APPROVAL
REVISED	REVISED
REVISED	REVISED
REVISED	REVISED

**SIGN NUMBER**

**R10-18(2)**



SIGN SIZE	DIMENSIONS (INCHES)											
	A	B	C	D	E	F	G	H	J	K	L	M
STD	48	96	3/4	1-1/4	5	6C	3	6	8E	16E	6D	3-1/2

**COLORS**

**LEGEND**

TOP - BLACK  
MIDDLE - BLACK  
BOTTOM - BLACK

**BACKGROUND**

TOP - FLUORESCENT ORANGE  
MIDDLE - WHITE  
BOTTOM - WHITE

**REFERENCES**

MdMUTCD SECTION - 2B.46

APPROVED Tom Hicks (signature on file)  
DIRECTOR - OFFICE OF TRAFFIC AND SAFETY

**Maryland Department of Transportation  
STATE HIGHWAY ADMINISTRATION**

MARYLAND STANDARD HIGHWAY SIGNS

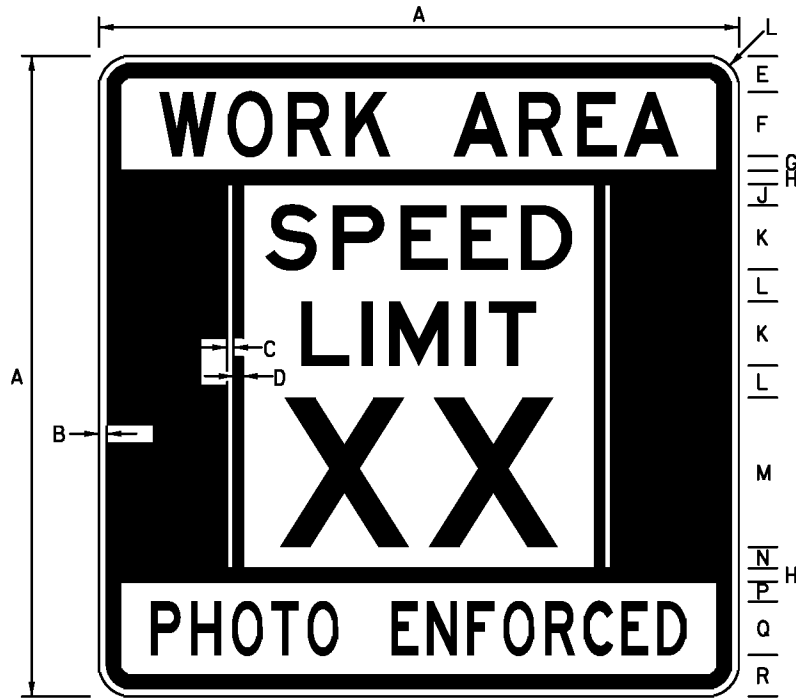


APPROVAL • SHA REVISIONS	APPROVAL • FEDERAL HIGHWAY ADMINISTRATION
APPROVAL <b>09/23/2011</b>	APPROVAL
REVISED	REVISED
REVISED	REVISED
REVISED	REVISED

**WORK AREA - SPEED LIMIT XX - PHOTO ENFORCED**

**SIGN NUMBER**

**R10-18(3)**



SIGN SIZE	DIMENSIONS (INCHES)							
	A	B	C	D	E	F	G	H
STD	60	3/4	5/8	7/8	3-3/8	6D	1-3/8	1-1/4

SIGN SIZE	DIMENSIONS (INCHES)							
	J	K	L	M	N	P	Q	R
STD	2	6E	3	14E	2	1-7/8	5C	3-7/8

REFERENCES

MdMUTCD SECTION - 2B.46

COLORS

LEGEND

TOP - BLACK  
MIDDLE - BLACK  
BOTTOM - BLACK

BACKGROUND

TOP - FLUORESCENT ORANGE  
MIDDLE - WHITE  
BOTTOM - WHITE

APPROVED Tom Hicks (signature on file)  
DIRECTOR - OFFICE OF TRAFFIC AND SAFETY

**Maryland Department of Transportation  
STATE HIGHWAY ADMINISTRATION**

MARYLAND STANDARD HIGHWAY SIGNS

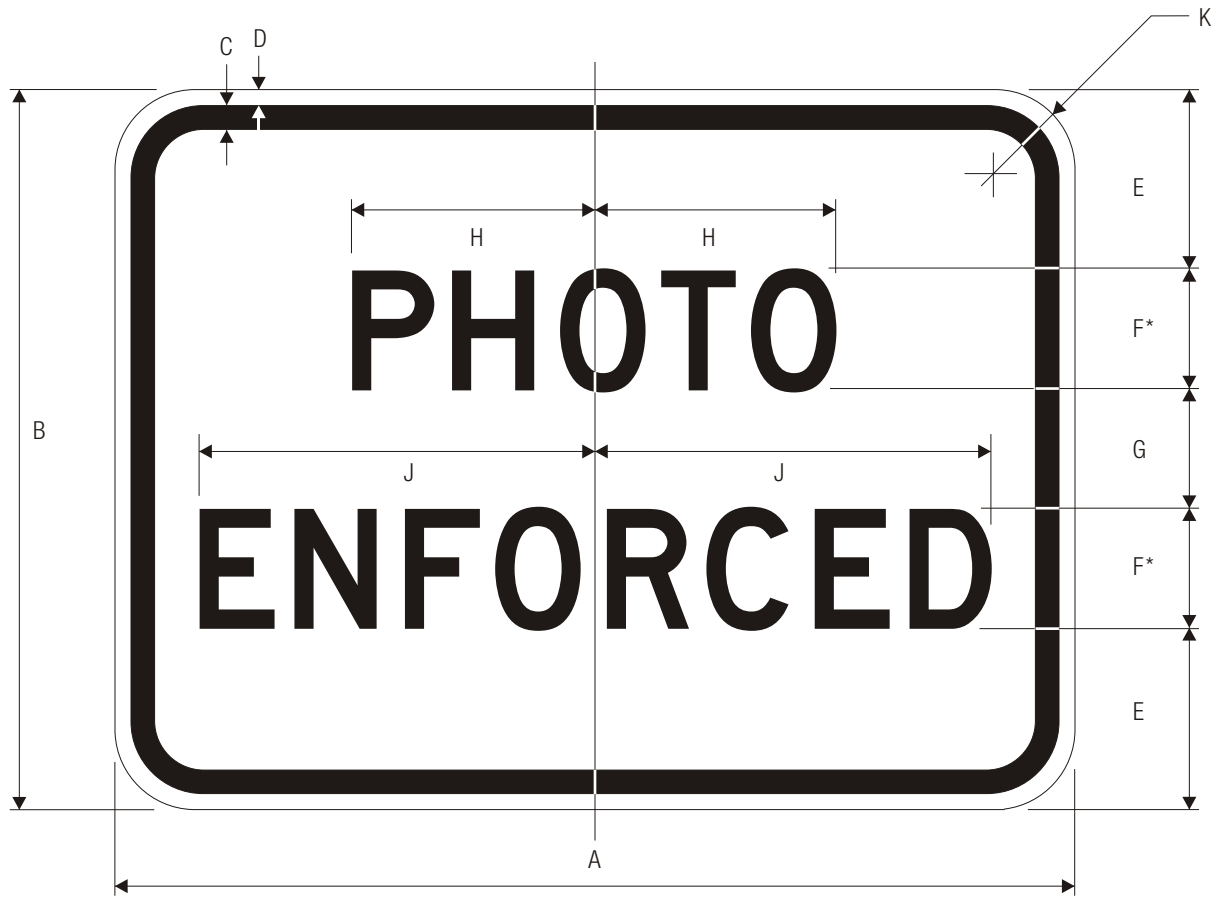
**WORK AREA - SPEED LIMIT XX - PHOTO  
ENFORCED - ROLL UP**



APPROVAL • SHA REVISIONS	APPROVAL • FEDERAL HIGHWAY ADMINISTRATION
APPROVAL <b>09/23/2011</b>	APPROVAL
REVISED	REVISED
REVISED	REVISED
REVISED	REVISED

**SIGN NUMBER**

**R10-18(4)**

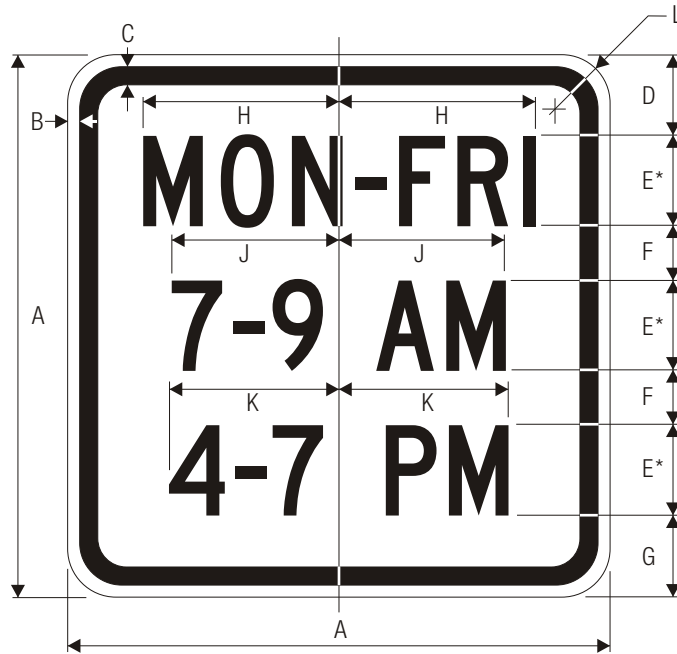


R10-19  
PHOTO ENFORCED

\*Series 2000 Standard Alphabets.

	A	B	C	D	E	F	G	H	J	K
<b>C</b>	24	18	.375	.625	3	3 D	3	6.064	9.907	1.5
	36	30	.625	.875	8	4 D	6	8.026	13.129	2.25
	48	36	.75	1.25	9	6 D	6	12.049	19.694	3

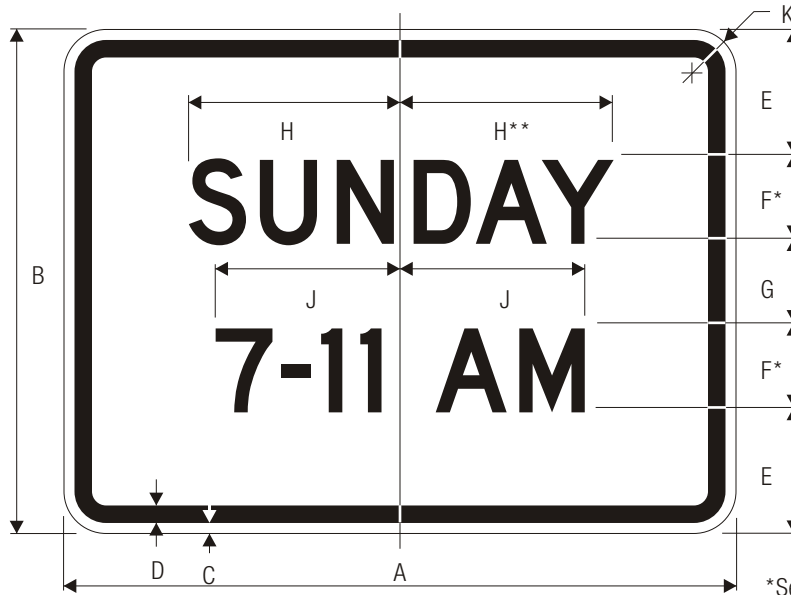
COLORS: LEGEND — BLACK  
BACKGROUND— WHITE (RETROREFLECTIVE)



**SHA REFERENCES**  
MdMUTCD SECTION - 2B.45, 5B.04

R10-20a MON-FRI (3 LINES)

	A	B	C	D	E	F	G	H	J	K	L
<b>C</b>	24	.375	.625	3.5	4 C	2.5	3.5	8.686	7.405	7.525	1.5
	30	.5	.75	4.5	5 C	3	4.5	10.853	9.240	9.389	1.875
	48	.75	1.25	7	8 C	5	7	17.367	14.786	15.025	3



R10-20a SUNDAY (2 LINES)

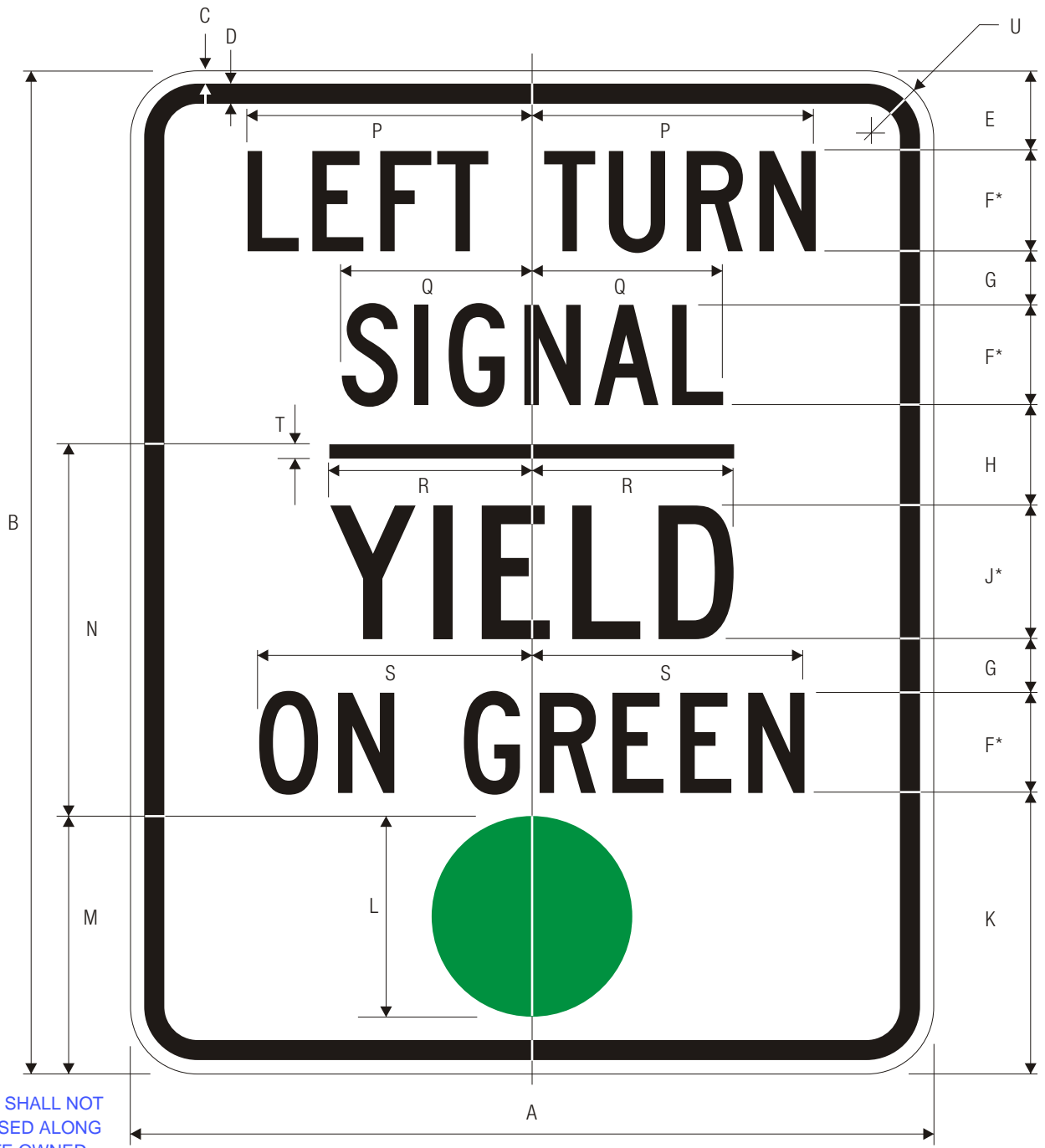
\*Series 2000 Standard Alphabets.  
\*\*Reduce spacing to fit.

	A	B	C	D	E	F	G	H	J	K
<b>C</b>	24	18	.375	.625	4.5	3 D	3	7.586	6.592	1.5
	30	24	.5	.75	6	4 D	4	10.113	8.787	1.875
	48	36	.75	1.25	9	6 D	6	15.8	13.181	3

**SHA REFERENCES**  
MdMUTCD SECTION - 2B.45, 5B.04

COLORS: LEGEND — BLACK  
BACKGROUND — WHITE (RETROREFLECTIVE)





**SHA** SIGN SHALL NOT BE USED ALONG STATE OWNED, OPERATED AND MAINTAINED ROADWAYS.

R10-21

LEFT TURN SIGNAL YIELD ON GREEN

\*Series 2000 Standard Alphabets.

A	B	C	D	E	F	G	H	J	K	L
18	24	.375	.625	2	2.5 C	1	2.5	3 C	7	5
24	30	.375	.625	2.5	3 C	1.625	3	4 C	8.25	6
<b>C</b> 30	36	.5	.75	3	4 C	2	3	5 C	9	7

M	N	P	Q	R	S	T	U
6.5	8.438	7.081	4.75	4.525	6.796	.375	1.5
7.625	11.063	8.498	5.704	6.033	8.156	.625	1.5
8.625	13.25	11.326	7.602	7.539	10.870	.75	1.875

**COLORS:**  
**LEGEND** — BLACK  
**BACKGROUND**— WHITE (RETROREFLECTIVE)  
**CIRCLE** — GREEN (RETROREFLECTIVE)



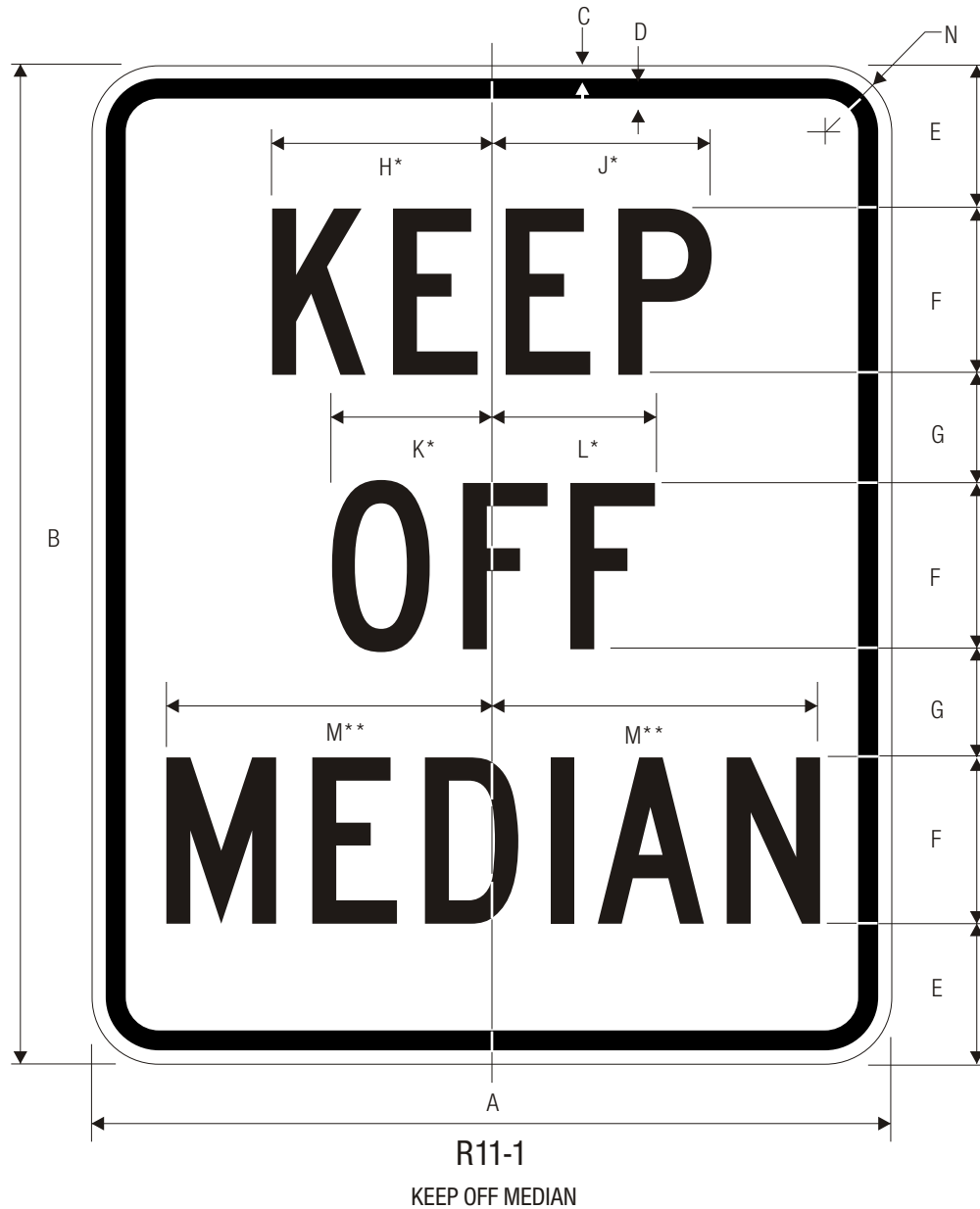
**SHA** SIGN SHALL NOT BE USED ALONG STATE OWNED, OPERATED AND MAINTAINED ROADWAYS.

**R10-22**  
BIKE ACTUATION

\*Series 2000 Standard Alphabets.

**SHA** \*\*FOR PAVEMENT MARKING DESIGN REFER TO THE APPENDIX-MISCELLANEOUS SECTION FROM FHWA'S STANDARD HIGHWAY SIGNS BOOK-PAVEMENT SECTION

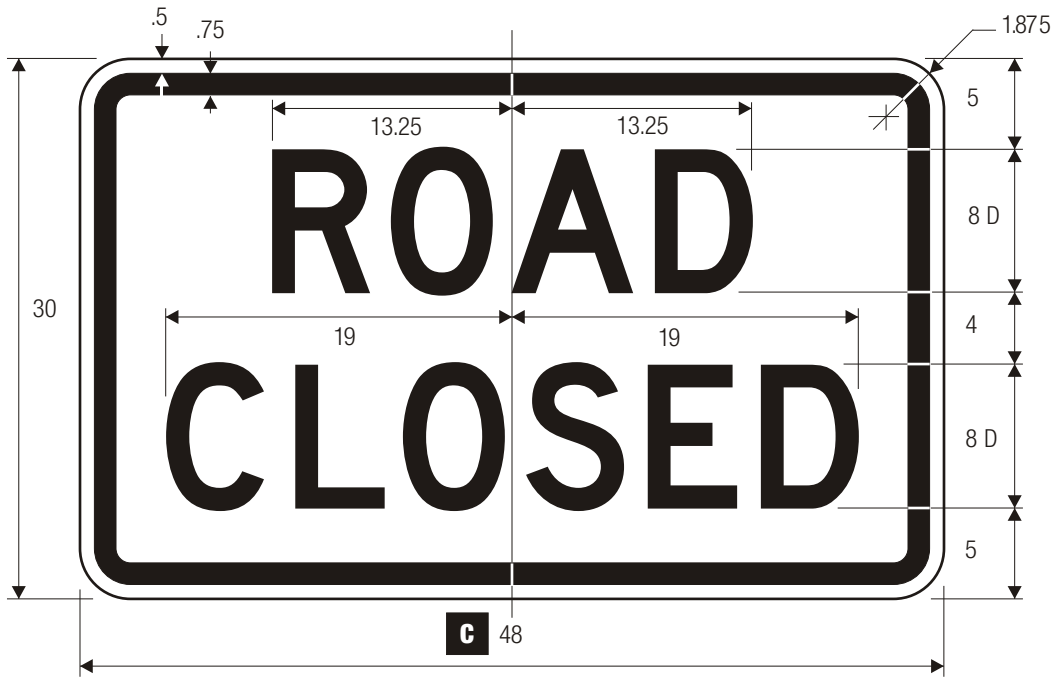
COLORS: LEGEND — BLACK  
BACKGROUND — WHITE (RETROREFLECTIVE)



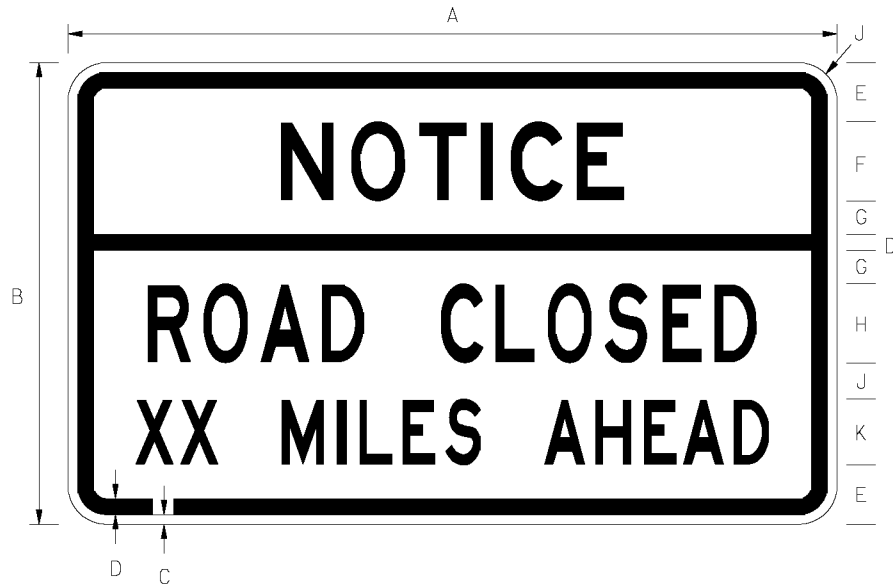
\*Increase spacing 50%.  
\*\*Reduce spacing 20%.

**C**

A	B	C	D	E	F	G	H	J	K	L	M	N
24	30	.375	.625	4.25	5 C	3.25	6.75	7.5	4.813	5.938	9.375	1.5
36	48	.625	.875	6.75	8 C	5.25	10.813	12	8.25	8.875	15	2.25
48	60	.75	1.25	8.5	10 C	6.5	13.5	15	9.625	11.875	18.75	3



R11-2  
ROAD CLOSED



SIGN SIZE	DIMENSIONS (INCHES)									
	A	B	C	D	E	F	G	H	J	K
STD	60	36	3/4	1-1/4	4-11/16	6D	2-11/16	6C	3	5C

REFERENCES

MdMUTCD SECTION - 2B.48, 5B.04, 6F.08

COLORS

LEGEND

TOP - BLACK  
 BOTTOM - BLACK

BACKGROUND

TOP - FLUORESCENT YELLOW  
 BOTTOM - WHITE

APPROVED Tom Hicks (signature on file)  
 DIRECTOR - OFFICE OF TRAFFIC AND SAFETY

**Maryland Department of Transportation**  
**STATE HIGHWAY ADMINISTRATION**  
 MARYLAND STANDARD HIGHWAY SIGNS

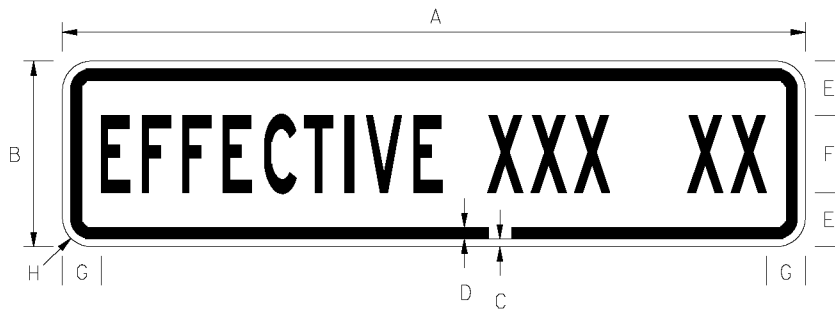


APPROVAL • SHA REVISIONS	APPROVAL • FEDERAL HIGHWAY ADMINISTRATION
APPROVAL <b>03/02/2009</b>	APPROVAL
REVISED	REVISED
REVISED	REVISED
REVISED	REVISED

**NOTICE - ROAD CLOSED XX MILES AHEAD**

**SIGN NUMBER**

**R11-2(1)**



NOTES:

1. SPECIAL I SIZE SIGN TO BE MOUNTED ABOVE RII-2.
2. SPECIAL II SIZE SIGN TO BE MOUNTED ABOVE RII-3a, RII-3b OR RII-4.

SIGN SIZE	DIMENSIONS (INCHES)							
	A	B	C	D	E	F	G	H
SPECIAL I	48	12	1/2	3/4	3-1/2	5B	2-1/2	1-7/8
SPECIAL II	60	12	5/8	7/8	3-1/2	5C	3	2-1/4

REFERENCES

MdMUTCD SECTION - 6F.08

COLORS

LEGEND - BLACK

BACKGROUND - FLUORESCENT ORANGE

APPROVED Tom Hicks (signature on file)  
DIRECTOR - OFFICE OF TRAFFIC AND SAFETY

**Maryland Department of Transportation**  
**STATE HIGHWAY ADMINISTRATION**  
MARYLAND STANDARD HIGHWAY SIGNS

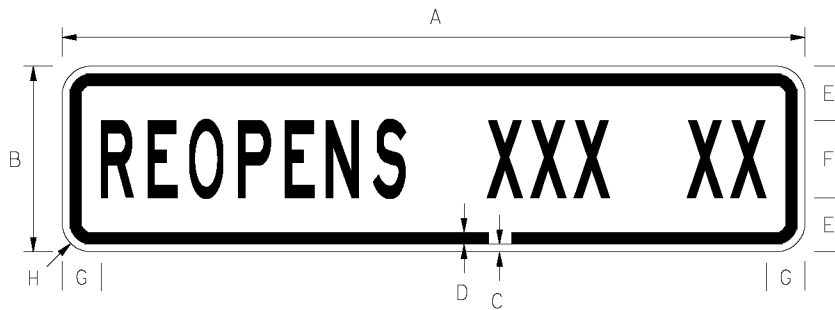


APPROVAL • SHA REVISIONS	APPROVAL • FEDERAL HIGHWAY ADMINISTRATION
APPROVAL <b>03/02/2009</b>	APPROVAL
REVISED	REVISED
REVISED	REVISED
REVISED	REVISED

**EFFECTIVE XXX XX**

**SIGN NUMBER**

**R11-2(2)**



NOTES:

1. SPECIAL I SIZE SIGN TO BE MOUNTED ABOVE RII-2.
2. SPECIAL II SIZE SIGN TO BE MOUNTED ABOVE RII-3a, RII-3b OR RII-4.

SIGN SIZE	DIMENSIONS (INCHES)							
	A	B	C	D	E	F	G	H
SPECIAL I	48	12	1/2	3/4	3-1/2	5B	2-1/2	1-7/8
SPECIAL II	60	12	5/8	7/8	3-1/2	5C	3	2-1/4

REFERENCES

MdMUTCD SECTION - 6F.08

COLORS

LEGEND - BLACK

BACKGROUND - FLUORESCENT ORANGE

APPROVED Tom Hicks (signature on file)  
DIRECTOR - OFFICE OF TRAFFIC AND SAFETY

**Maryland Department of Transportation**  
**STATE HIGHWAY ADMINISTRATION**  
MARYLAND STANDARD HIGHWAY SIGNS

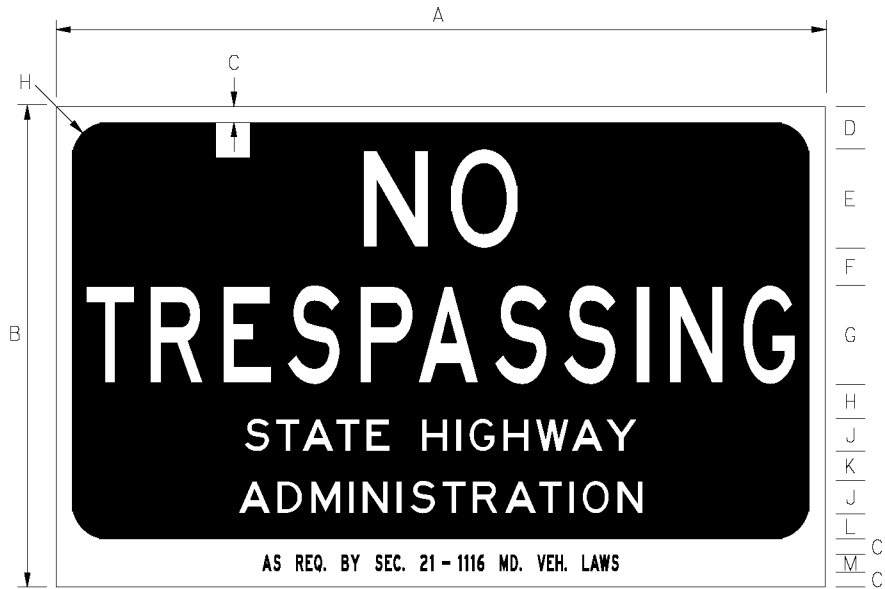


APPROVAL • SHA REVISIONS	APPROVAL • FEDERAL HIGHWAY ADMINISTRATION
APPROVAL <b>03/02/2009</b>	APPROVAL
REVISED	REVISED
REVISED	REVISED
REVISED	REVISED

**REOPENS XXX XX**

**SIGN NUMBER**

**R11-2(3)**



SIGN SIZE	DIMENSIONS (INCHES)											
	A	B	C	D	E	F	G	H	J	K	L	M
STD	48	30	1	2-3/4	6D	2-1/2	6C	2-1/4	2E	1-7/8	1-5/8	1B

REFERENCES

MdMUTCD SECTION - NONE

COLORS

LEGEND

TOP - WHITE  
 BOTTOM - BLACK

BACKGROUND

TOP - BLACK  
 BOTTOM - WHITE

APPROVED Tom Hicks (signature on file)  
 DIRECTOR - OFFICE OF TRAFFIC AND SAFETY

**Maryland Department of Transportation**  
**STATE HIGHWAY ADMINISTRATION**

MARYLAND STANDARD HIGHWAY SIGNS

**NO TRESPASSING**  
**STATE HIGHWAY ADMINISTRATION**



APPROVAL • SHA REVISIONS	APPROVAL • FEDERAL HIGHWAY ADMINISTRATION
APPROVAL <b>03/02/2009</b>	APPROVAL
REVISED	REVISED
REVISED	REVISED
REVISED	REVISED

**SIGN NUMBER**

**R11-2(4)**





SIGN SIZE	DIMENSIONS (INCHES)											
	A	B	C	D	E	F	G	H	J	K	L	M
STD	24	30	3/8	5/8	4	3D	1-1/2	4C	3C	1/4	3/4	2-3/4

REFERENCES

MdMUTCD SECTION - NONE

COLORS

LEGEND - BLACK

BACKGROUND - WHITE

APPROVED Tom Hicks (signature on file)  
DIRECTOR - OFFICE OF TRAFFIC AND SAFETY

**Maryland Department of Transportation**  
**STATE HIGHWAY ADMINISTRATION**  
MARYLAND STANDARD HIGHWAY SIGNS

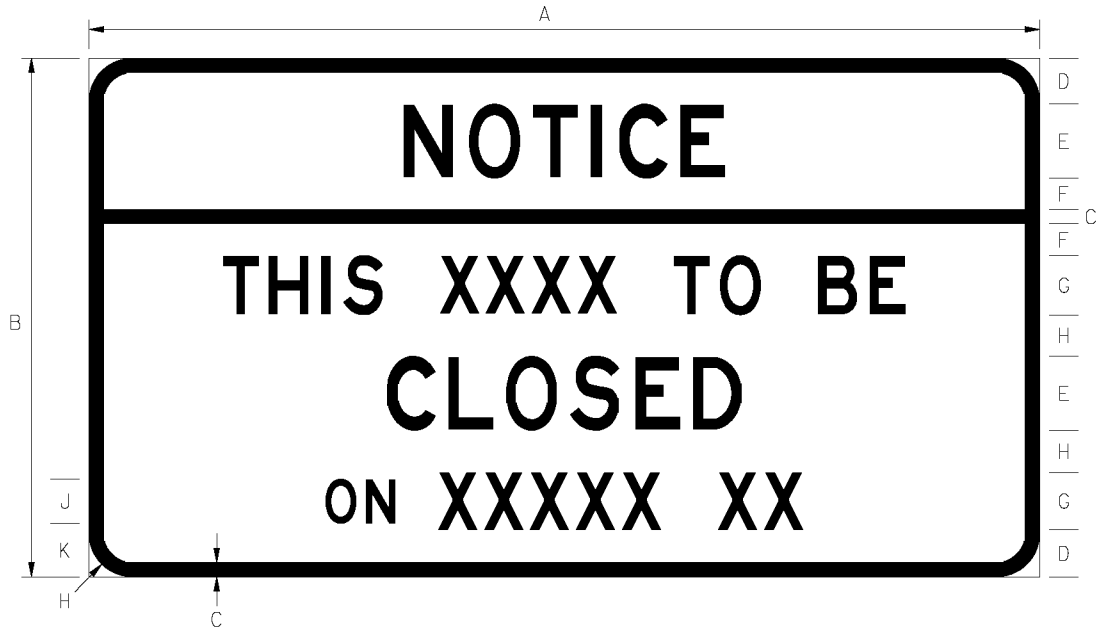


APPROVAL • SHA REVISIONS	APPROVAL • FEDERAL HIGHWAY ADMINISTRATION
APPROVAL <b>03/02/2009</b>	APPROVAL
REVISED	REVISED
REVISED	REVISED
REVISED	REVISED

**DO NOT THROW LITTER \$1500 FINE**

**SIGN NUMBER**

**R11-2(5)**



SIGN SIZE	DIMENSIONS (INCHES)									
	A	B	C	D	E	F	G	H	J	K
STD	132	72	2	6-1/2	100	4-1/2	80	6	60	7-1/2

REFERENCES

MdMUTCD SECTION - 2B.48, 5B.04, 6F.08

COLORS

LEGEND

TOP - BLACK  
 BOTTOM - BLACK

BACKGROUND

TOP - FLUORESCENT YELLOW  
 BOTTOM - WHITE

APPROVED Tom Hicks (signature on file)  
 DIRECTOR - OFFICE OF TRAFFIC AND SAFETY

**Maryland Department of Transportation**  
**STATE HIGHWAY ADMINISTRATION**  
 MARYLAND STANDARD HIGHWAY SIGNS



APPROVAL • SHA REVISIONS	APPROVAL • FEDERAL HIGHWAY ADMINISTRATION
APPROVAL <b>03/02/2009</b>	APPROVAL
REVISED	REVISED
REVISED	REVISED
REVISED	REVISED

NOTICE - THIS \_\_\_\_\_ TO BE CLOSED ON \_\_\_\_\_

SIGN NUMBER

**R11-2(6)**



SIGN SIZE	DIMENSIONS (INCHES)										
	A	B	C	D	E	F	G	H	J	K	L
STD	60	48	3/4	1-1/4	4-3/16	6D	2-3/16	6C	3	5C	4C

REFERENCES

MdMUTCD SECTION - 2B.48, 5B.04, 6F.08

COLORS

LEGEND

TOP - BLACK  
 BOTTOM - BLACK

BACKGROUND

TOP - FLUORESCENT YELLOW  
 BOTTOM - WHITE

APPROVED Tom Hicks (signature on file)  
 DIRECTOR - OFFICE OF TRAFFIC AND SAFETY



APPROVAL • SHA REVISIONS	APPROVAL • FEDERAL HIGHWAY ADMINISTRATION
APPROVAL <b>03/02/2009</b>	APPROVAL
REVISED	REVISED
REVISED	REVISED
REVISED	REVISED

**Maryland Department of Transportation**  
**STATE HIGHWAY ADMINISTRATION**  
 MARYLAND STANDARD HIGHWAY SIGNS  
**NOTICE - ROAD CLOSED XX MILES AHEAD**  
**LOCAL AND BUSINESS TRAFFIC ONLY**

**SIGN NUMBER**

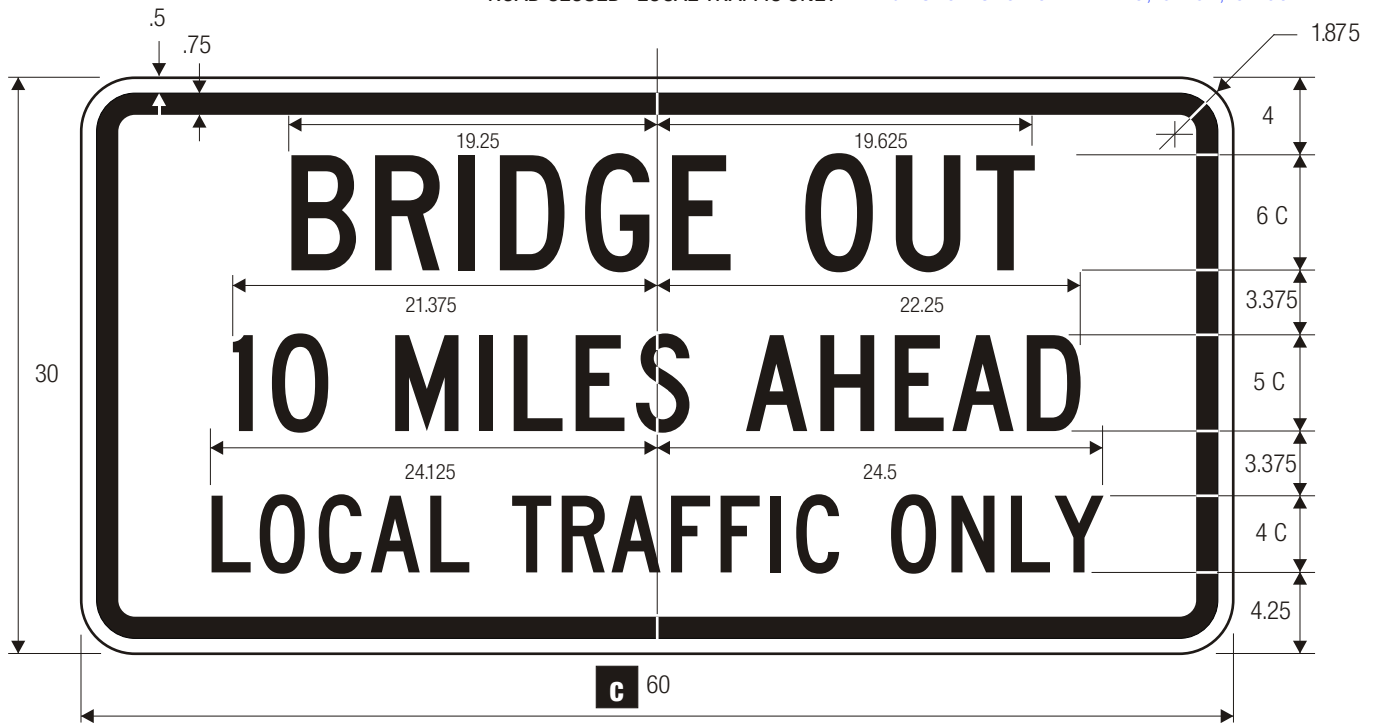
**R11-2(7)**



**C** 60

R11-3a

ROAD CLOSED - LOCAL TRAFFIC ONLY **SHA** REFERENCES MdMUTCD SECTION - 2B.48, 5B.04, 6F.09




**C** 60

R11-3b

ROAD CLOSED - LOCAL TRAFFIC ONLY **SHA** REFERENCES MdMUTCD SECTION - 2B.48, 5B.04, 6F.09

COLORS: LEGEND — BLACK  
BACKGROUND— WHITE (RETROREFLECTIVE)



R11-4

ROAD CLOSED TO THRU TRAFFIC



R12-1

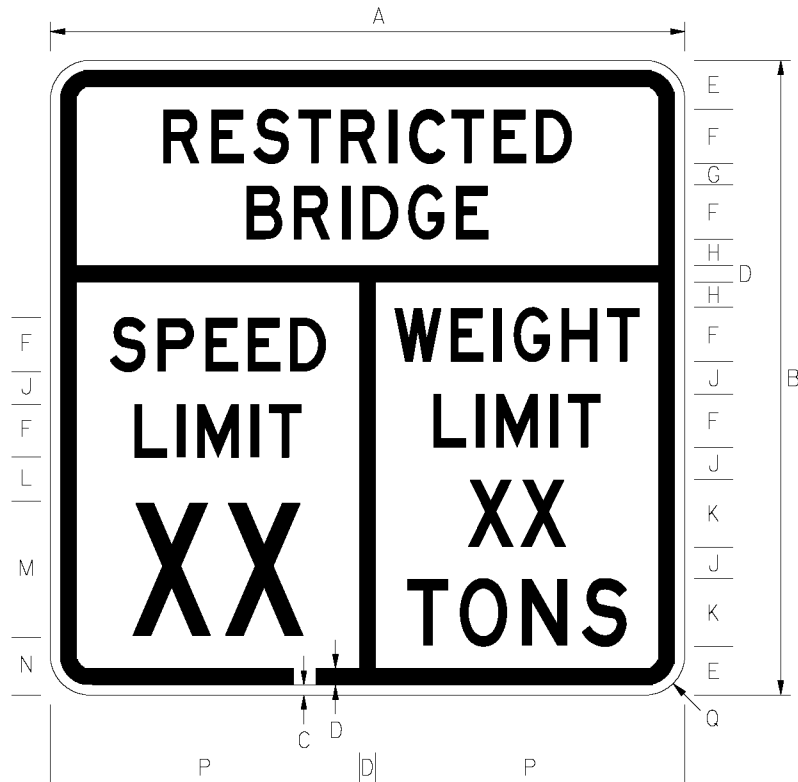
WEIGHT LIMIT

\*Optically space numerals about centerline.

	A	B	C	D	E	F	G	H	J	K	L
<b>C</b>	24	30	.375	.625	3	4 D	1.75	2.125	5 E	5D	9
	36	48	.625	.875	4.75	6 D	3	3.75	8 E	8 D	13.5
	M	N	P	Q							
	9.5	6.313	8.25	1.5							
	14.25	9.438	13.25	2.25							

ALTERNATE MESSAGE

TRUCK  
SPEED



NOTE: WEIGHT VALUES AND SPEED ARE TO BE SET BY SHA BRIDGE ENGINEER, OR PROPER AUTHORITY, THROUGH LEGALLY ADOPTED REGULATION.

SIGN SIZE	DIMENSIONS (INCHES)							
	A	B	C	D	E	F	G	H
STD	48	48	3/4	1-1/4	3-3/4	4D	1-3/4	2
OVERSIZED	72	72	1	1-1/4	5-1/2	6D	3	3-3/8

SIGN SIZE	DIMENSIONS (INCHES)						
	J	K	L	M	N	P	Q
STD	2-1/2	5D	3-1/2	10C	4-1/2	23-3/8	3
OVERSIZED	4	7D	6	14C	6-1/2	35-3/8	3

REFERENCES

MdMUTCD SECTION - 2B.49, 5B.04

COLORS

LEGEND

TOP - BLACK  
BOTTOM - BLACK

BACKGROUND

TOP - FLUORESCENT YELLOW  
BOTTOM - WHITE

APPROVED Tom Hicks (signature on file)  
DIRECTOR - OFFICE OF TRAFFIC AND SAFETY



APPROVAL • SHA REVISIONS	APPROVAL • FEDERAL HIGHWAY ADMINISTRATION
APPROVAL 03/02/2009	APPROVAL
REVISED	REVISED
REVISED	REVISED
REVISED	REVISED

**Maryland Department of Transportation  
STATE HIGHWAY ADMINISTRATION**

MARYLAND STANDARD HIGHWAY SIGNS

**RESTRICTED BRIDGE - SPEED LIMIT /  
TRUCK SPEED AND WEIGHT LIMIT**

SIGN NUMBER

R12-1(1)



NOTE: WEIGHT VALUES ARE TO BE SET BY SHA BRIDGE ENGINEER, OR PROPER AUTHORITY, THROUGH LEGALLY ADOPTED REGULATION.

SIGN SIZE	DIMENSIONS (INCHES)								
	A	B	C	D	E	F	G	H	J
STD	30	36	1/2	3/4	4-1/16	5C	2-5/8	5D	1-7/8

REFERENCES

MdMUTCD SECTION - 2B.49, 5B.04

COLORS

LEGEND - BLACK  
BACKGROUND - WHITE

APPROVED Tom Hicks (signature on file)  
DIRECTOR - OFFICE OF TRAFFIC AND SAFETY

**Maryland Department of Transportation**  
**STATE HIGHWAY ADMINISTRATION**  
MARYLAND STANDARD HIGHWAY SIGNS  
**GVW LIMIT XX,XXX POUNDS**



APPROVAL • SHA REVISIONS	APPROVAL • FEDERAL HIGHWAY ADMINISTRATION
APPROVAL <b>03/02/2009</b>	APPROVAL
REVISED	REVISED
REVISED	REVISED
REVISED	REVISED

**SIGN NUMBER R12-1(2)**



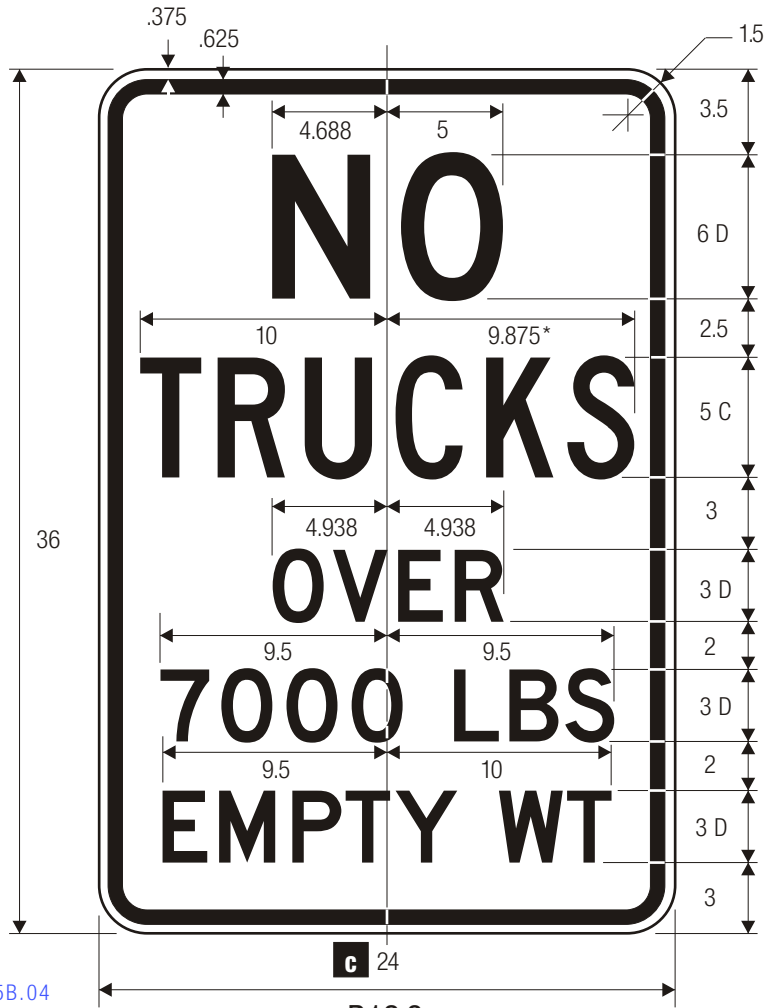


R12-2

AXLE WEIGHT LIMIT

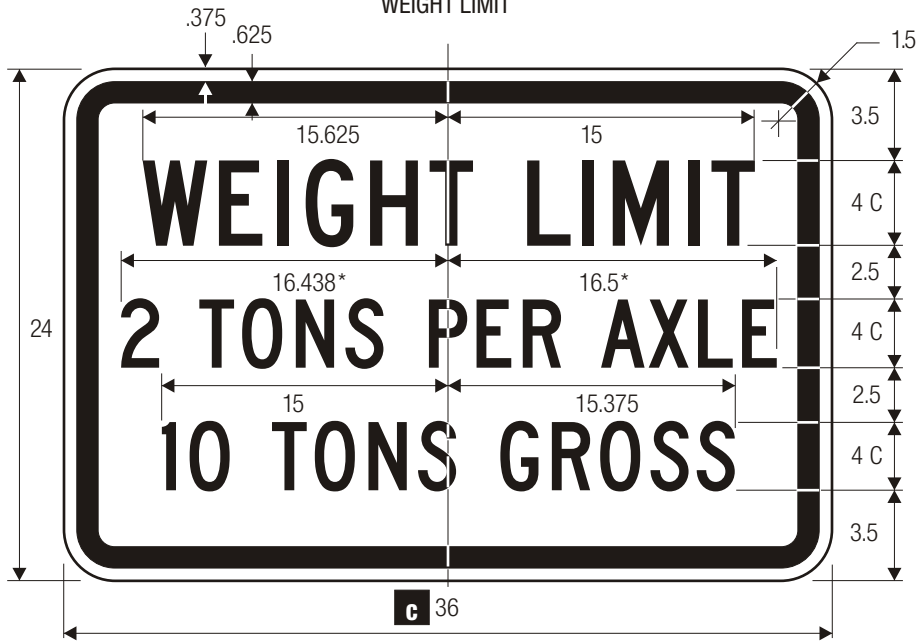
\*Reduce spacing 50%.

	A	B	C	D	E	F	G	H	J	K	L
<b>C</b>	24	30	.375	.625	3.25	4 D	2	2.5	5 D	6.875	9
	36	48	.625	.875	5.25	6 D	3.5	4.5	8 D	10.313	13.5
	M	N	P	Q							
	9.5	6.313	10	1.5							
	14.25	9.438	15	2.25							



**SHA** REFERENCES  
MdMUTCD SECTION - 2B.49, 5B.04

**R12-3**  
WEIGHT LIMIT

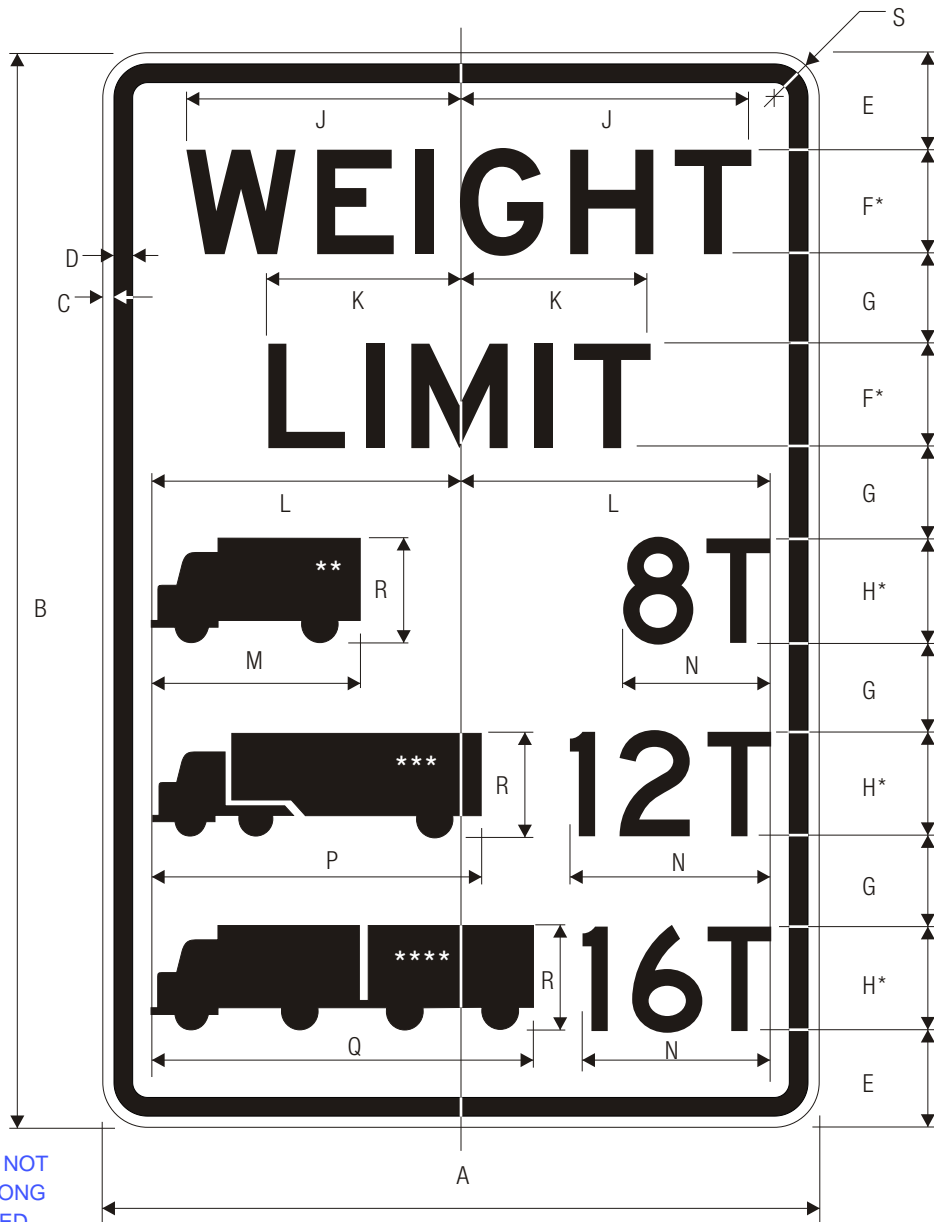


**R12-4**  
WEIGHT LIMIT

\*Reduce spacing 20%.

**SHA** REFERENCES  
MdMUTCD SECTION - 2B.49, 5B.04

COLORS: LEGEND — BLACK  
BACKGROUND— WHITE (RETROREFLECTIVE)



**SHA** SIGN SHALL NOT BE USED ALONG STATE OWNED, OPERATED AND MAINTAINED ROADWAYS.

**R12-5**  
WEIGHT LIMIT

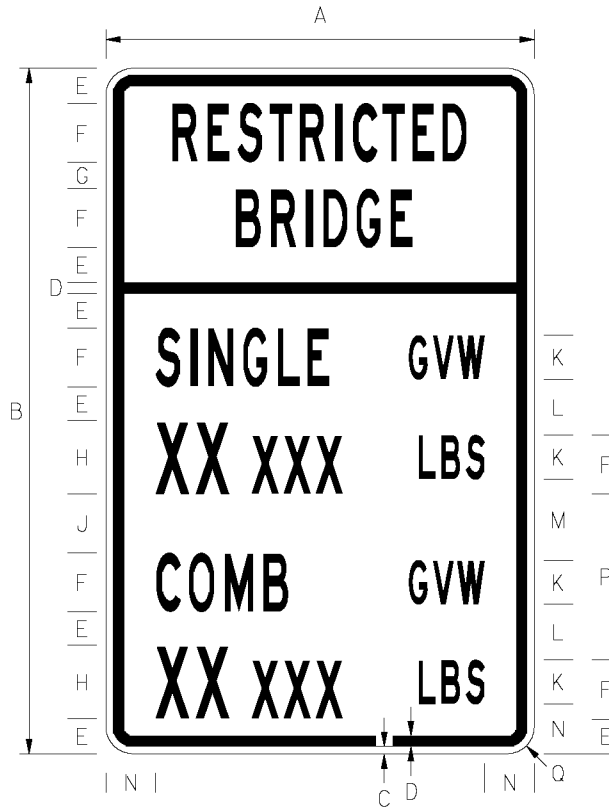
\* Series 2000 Standard Alphabets  
 \*\* FOR SYMBOL DESIGN REFER TO THE APPENDIX-GRID SECTION FROM FHWA'S STANDARD HIGHWAY SIGNS BOOK-APPENDIX SECTION  
 \*\*\* FOR SYMBOL DESIGN REFER TO THE APPENDIX-GRID SECTION FROM FHWA'S STANDARD HIGHWAY SIGNS BOOK-APPENDIX SECTION  
 \*\*\*\* FOR SYMBOL DESIGN REFER TO THE APPENDIX-GRID SECTION FROM FHWA'S STANDARD HIGHWAY SIGNS BOOK-APPENDIX SECTION

**C**

A	B	C	D	E	F	G	H	J	K	L	M
24	36	.375	.625	3.25	3.5 E	3	3.5 D	9.465	6.403	10.375	7
30	42	.5	.75	3.75	4.5 E	3	4.5 D	12.016	8.192	13.188	9
36	48	.625	.875	5	5 E	3.25	5 D	13.350	9.099	15	10
48	60	.75	1.25	6	6 E	4.5	6 D	16.02	10.918	19	12

N	P	Q	R	S
VAR	11	12.813	3.5	1.5
VAR	13.438	16.438	4.5	1.875
VAR	15.438	18.375	5	2.25
VAR	19.688	22	6	3

COLORS: LEGEND — BLACK  
 BACKGROUND— WHITE (RETROREFLECTIVE)



NOTE: WEIGHT VALUES ARE TO BE SET BY SHA BRIDGE ENGINEER, OR PROPER AUTHORITY, THROUGH LEGALLY ADOPTED REGULATION.

SIGN SIZE	DIMENSIONS (INCHES)							
	A	B	C	D	E	F	G	H
STD	30	48	1/2	3/4	2-1/2	4B	2	5B

SIGN SIZE	DIMENSIONS (INCHES)						
	J	K	L	M	N	P	Q
STD	4-1/4	3B	4	5-3/4	3-1/2	11-3/4	1-7/8

REFERENCES

MdMUTCD SECTION - 2B.49

COLORS

LEGEND

TOP - BLACK  
 BOTTOM - BLACK

BACKGROUND

TOP - FLUORESCENT YELLOW  
 BOTTOM - WHITE

APPROVED Tom Hicks (signature on file)  
 DIRECTOR - OFFICE OF TRAFFIC AND SAFETY

**Maryland Department of Transportation**  
**STATE HIGHWAY ADMINISTRATION**  
 MARYLAND STANDARD HIGHWAY SIGNS

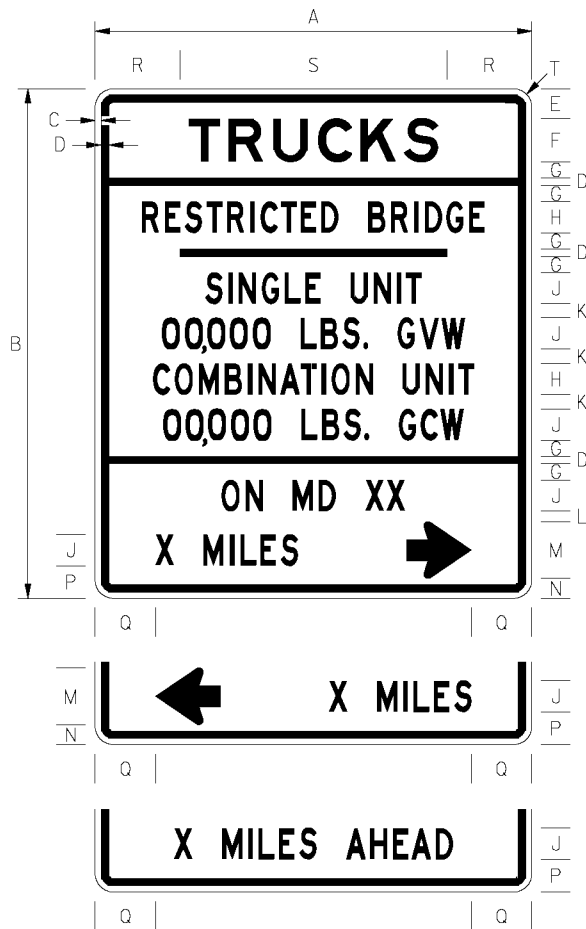


APPROVAL • SHA REVISIONS	APPROVAL • FEDERAL HIGHWAY ADMINISTRATION
APPROVAL <b>03/02/2009</b>	APPROVAL
REVISED	REVISED
REVISED	REVISED
REVISED	REVISED

**BRIDGE RESTRICTION SIGNS - TRUCKS**

**SIGN NUMBER**

**R12-5(1)**



NOTES:

1. WEIGHT VALUES ARE TO BE SET BY SHA BRIDGE ENGINEER, OR PROPER AUTHORITY, THROUGH LEGALLY ADOPTED REGULATION.
2. FOR ARROW DIMENSIONS REFER TO ARROWDET-1.

SIGN SIZE	DIMENSIONS (INCHES)																	
	A	B	C	D	E	F	G	H	J	K	L	M	N	P	Q	R	S	T
MIN	48	72	3/4	1-1/4	4-21/32	5D	2-21/32	4B	4C	2	2-5/8	6-3/4	3-7/32	4-21/32	6	8	32	3
STD	72	84	1	1-1/4	4-31/32	7E	2-23/32	5C	5C	2-1/2	1-13/16	9-3/8	3-7/32	5-15/32	10	14	44	3
EXPWY	96	108	0	2	5-1/8	10E	3-1/8	7C	7C	3	3-13/16	9-3/8	3-15/16	5-1/8	12	16	64	4
FWY	120	132	0	2	6-9/16	12E	4-9/16	8D	8D	4	2-3/8	13-1/4	4-7/16	7-1/16	14	26	68	6

REFERENCES

MdMUTCD SECTION - 2B.49

COLORS

LEGEND

TOP - BLACK  
MIDDLE/BOTTOM - BLACK

BACKGROUND

TOP - FLUORESCENT YELLOW  
MIDDLE/BOTTOM - WHITE

APPROVED Tom Hicks (signature on file)  
DIRECTOR - OFFICE OF TRAFFIC AND SAFETY

**Maryland Department of Transportation  
STATE HIGHWAY ADMINISTRATION**

MARYLAND STANDARD HIGHWAY SIGNS

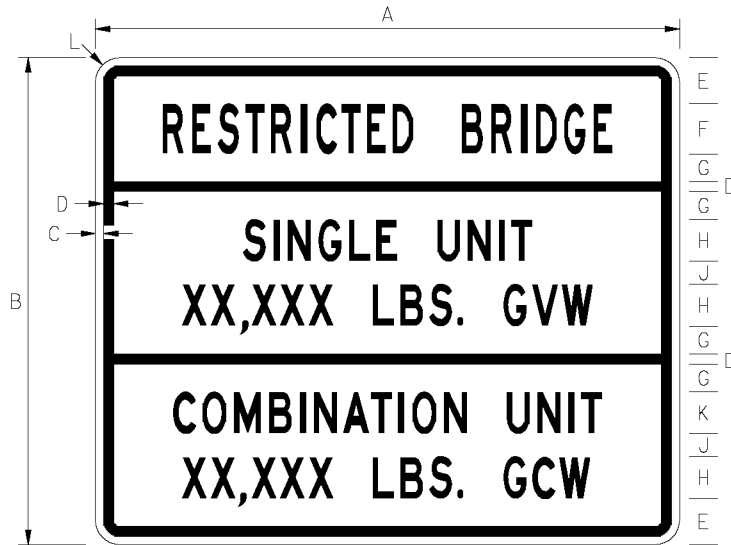
**BRIDGE RESTRICTION SIGNS - TRUCKS**



APPROVAL • SHA REVISIONS	APPROVAL • FEDERAL HIGHWAY ADMINISTRATION
APPROVAL <b>03/02/2009</b>	APPROVAL
REVISED	REVISED
REVISED	REVISED
REVISED	REVISED

**SIGN NUMBER**

**R12-5(2)**



NOTE: WEIGHT VALUES ARE TO BE SET BY SHA BRIDGE ENGINEER, OR PROPER AUTHORITY, THROUGH LEGALLY ADOPTED REGULATION.

SIGN SIZE	DIMENSIONS (INCHES)										
	A	B	C	D	E	F	G	H	J	K	L
MIN	48	48	3/4	1-1/4	4-3/4	4B	2-3/4	4C	2-1-2	4B	3
STD	72	60	3/4	1-1/4	5-3/4	6B	3-1/2	5C	3	5C	3
OVERSIZED	84	72	1	1-1/2	6-1/2	8B	4-1/8	6C	3-3/4	6C	3

REFERENCES

MdMUTCD SECTION - 2B.49

COLORS

LEGEND

TOP - BLACK  
MIDDLE/BOTTOM - BLACK

BACKGROUND

TOP - FLUORESCENT YELLOW  
MIDDLE/BOTTOM - WHITE

APPROVED Tom Hicks (signature on file)  
DIRECTOR - OFFICE OF TRAFFIC AND SAFETY

**Maryland Department of Transportation**  
**STATE HIGHWAY ADMINISTRATION**

MARYLAND STANDARD HIGHWAY SIGNS


**BRIDGE RESTRICTION SIGNS**



APPROVAL • SHA REVISIONS	APPROVAL • FEDERAL HIGHWAY ADMINISTRATION
APPROVAL <b>03/02/2009</b>	APPROVAL
REVISED	REVISED
REVISED	REVISED
REVISED	REVISED

**SIGN NUMBER**

**R12-5(3)**



NOTE: FOR SYMBOL DESIGN REFER TO THE APPENDIX-GRID SECTION FROM FHWA'S STANDARD HIGHWAY SIGNS BOOK-APPENDIX SECTION.

SIGN SIZE	DIMENSIONS (INCHES)							
	A	B	C	D	E	F	G	H
STD	36	48	5/8	7/8	2-1/2	24	4C	3

SIGN SIZE	DIMENSIONS (INCHES)							
	J	K	L	M	N	P	Q	R
STD	1-1/2	2-1/4	12	10	7-3/4	8-1/2	2	45°

REFERENCES

MdMUTCD SECTION - 2B.49

COLORS

LEGEND - BLACK  
 BACKGROUND - WHITE  
 CIRCLE & DIAGONAL - RED

APPROVED Tom Hicks (signature on file)  
 DIRECTOR - OFFICE OF TRAFFIC AND SAFETY

**Maryland Department of Transportation**  
**STATE HIGHWAY ADMINISTRATION**  
 MARYLAND STANDARD HIGHWAY SIGNS




APPROVAL • SHA REVISIONS	APPROVAL • FEDERAL HIGHWAY ADMINISTRATION
APPROVAL <b>03/02/2009</b>	APPROVAL
REVISED	REVISED
REVISED	REVISED
REVISED	REVISED

**NO TRUCKS (SYMBOL) OVER 3/4 T**

**SIGN NUMBER**

**R12-5(4)**



SIGN SIZE	DIMENSIONS (INCHES)										
	A	B	C	D	E	F	G	H	J	K	L
STD	30	42	1/2	3/4	3-1/2	5C	3	4D	5D	5B	1-7/8

REFERENCES

MdMUTCD SECTION - 2B.49

COLORS

LEGEND - BLACK

BACKGROUND - WHITE

APPROVED Tom Hicks (signature on file)  
DIRECTOR - OFFICE OF TRAFFIC AND SAFETY

**Maryland Department of Transportation**  
**STATE HIGHWAY ADMINISTRATION**  
MARYLAND STANDARD HIGHWAY SIGNS



APPROVAL • SHA REVISIONS	APPROVAL • FEDERAL HIGHWAY ADMINISTRATION
APPROVAL <b>03/02/2009</b>	APPROVAL
REVISED	REVISED
REVISED	REVISED
REVISED	REVISED

**TRUCKS OVER 3/4T NO RIGHT TURN**

**SIGN NUMBER**

**R12-5(5)**





NOTE: SIGN ONLY TO BE INSTALLED BELOW D4-2 AND SHALL MATCH WIDTH OF D4-2.

SIGN SIZE	DIMENSIONS (INCHES)								
	A	B	C	D	E	F	G	H	J
MIN	24	18	3/8	5/8	2-1/2	3C	2	3B	1-1/2
STD	30	24	3/8	5/8	3	4C	3	4B	1-1/2
SPECIAL	36	30	5/8	7/8	4	5C	3-1/2	5B	2-1/4

REFERENCES

MdMUTCD SECTION - 2B.49

COLORS

LEGEND - BLACK  
BACKGROUND - WHITE

APPROVED Tom Hicks (signature on file)  
DIRECTOR - OFFICE OF TRAFFIC AND SAFETY

**Maryland Department of Transportation**  
**STATE HIGHWAY ADMINISTRATION**  
MARYLAND STANDARD HIGHWAY SIGNS  
**TRUCK PARKING 10PM-6AM**



APPROVAL • SHA REVISIONS	APPROVAL • FEDERAL HIGHWAY ADMINISTRATION
APPROVAL <b>03/02/2009</b>	APPROVAL
REVISED	REVISED
REVISED	REVISED
REVISED	REVISED

**SIGN NUMBER**

**R12-5(6)**



NOTE: SIGN ONLY TO BE INSTALLED BELOW D4-2 AND SHALL MATCH WIDTH OF D4-2.

SIGN SIZE	DIMENSIONS (INCHES)							
	A	B	C	D	E	F	G	H
MIN	24	12	3/8	5/8	2	3D	2	1-1/2
STD	30	18	3/8	5/8	3-1/2	4D	3	1-1/2
SPECIAL	36	18	5/8	7/8	3	5D	2	2-1/4

REFERENCES

MdMUTCD SECTION - 2B.49

COLORS

LEGEND - BLACK

BACKGROUND - WHITE

APPROVED Tom Hicks (signature on file)  
DIRECTOR - OFFICE OF TRAFFIC AND SAFETY

**Maryland Department of Transportation**  
**STATE HIGHWAY ADMINISTRATION**  
MARYLAND STANDARD HIGHWAY SIGNS




APPROVAL • SHA REVISIONS	APPROVAL • FEDERAL HIGHWAY ADMINISTRATION
APPROVAL <b>03/02/2009</b>	APPROVAL
REVISED	REVISED
REVISED	REVISED
REVISED	REVISED

**NO TRUCKS**

**SIGN NUMBER**

**R12-5(7)**



R13-1  
WEIGH STATION

**SHA** SIGN SHALL NOT BE USED ALONG STATE OWNED, OPERATED AND MAINTAINED ROADWAYS.

**C**

A	B	C	D	E	F	G	H	J	K	L	M
72	48	1.5	6	6 E	4	28.5	29.875	21.75	26.5	27.5	3
96	66	2	8	8 E	6	38	39.75	28.875	35.25	36.75	4
120	84	2	10	10 E	8	47.5	49.625	36.125	44	46	5

COLORS: LEGEND — WHITE (RETROREFLECTIVE)  
BACKGROUND— BLACK



SIGN SIZE	DIMENSIONS (INCHES)									
	A	B	C	D	E	F	G	H	J	K
MIN	96	72	2	8	6E	6	6D	8D	4D	9
STD	144	84	2	9	10E	8	10D	12D	8D	9

REFERENCES

MdMUTCD SECTION - 2B.50, 2D.44, 2E.58


COLORS

LEGEND

TOP - WHITE  
 BOTTOM - BLACK

BACKGROUND

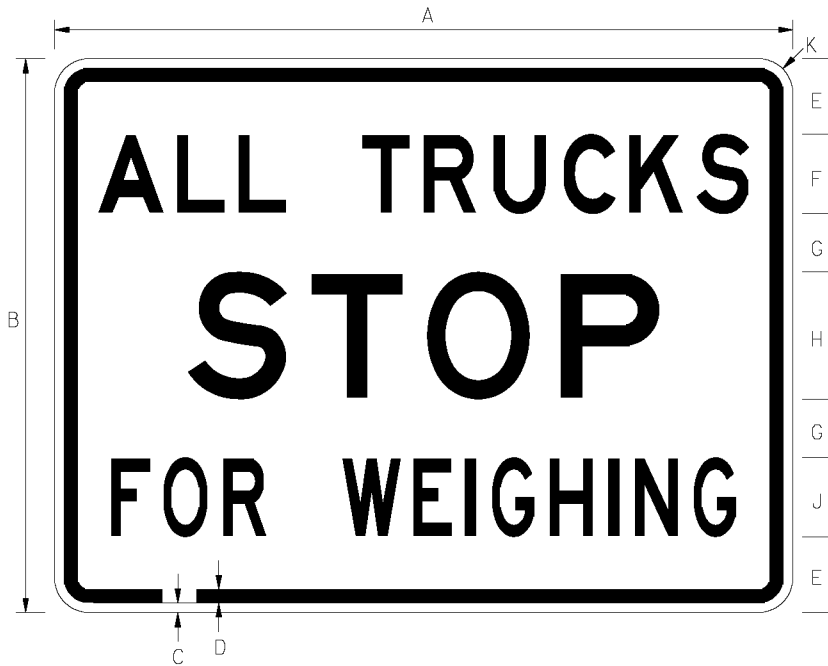
TOP - BLACK  
 BOTTOM - FLUORESCENT YELLOW

APPROVED <u>Tom Hicks (signature on file)</u> DIRECTOR - OFFICE OF TRAFFIC AND SAFETY	
	APPROVAL • SHA REVISIONS
	APPROVAL • FEDERAL HIGHWAY ADMINISTRATION
	APPROVAL <b>03/02/2009</b>
	REVISIONS

**Maryland Department of Transportation**  
**STATE HIGHWAY ADMINISTRATION**  
 MARYLAND STANDARD HIGHWAY SIGNS

**TRUCK WEIGH STATION ADVANCE SIGN**

**SIGN NUMBER R13-1(1)**



SIGN SIZE	DIMENSIONS (INCHES)									
	A	B	C	D	E	F	G	H	J	K
STD	48	36	5/8	7/8	5	5D	4	8E	5C	2-1/4
EXPWY	72	48	3/4	1-1/4	7	7D	5	10E	7C	3

REFERENCES

MdMUTCD SECTION - 2B.50, 2D.44, 2E.58

COLORS

LEGEND - BLACK  
BACKGROUND - WHITE

APPROVED Tom Hicks (signature on file)  
DIRECTOR - OFFICE OF TRAFFIC AND SAFETY

**Maryland Department of Transportation**  
**STATE HIGHWAY ADMINISTRATION**  
MARYLAND STANDARD HIGHWAY SIGNS

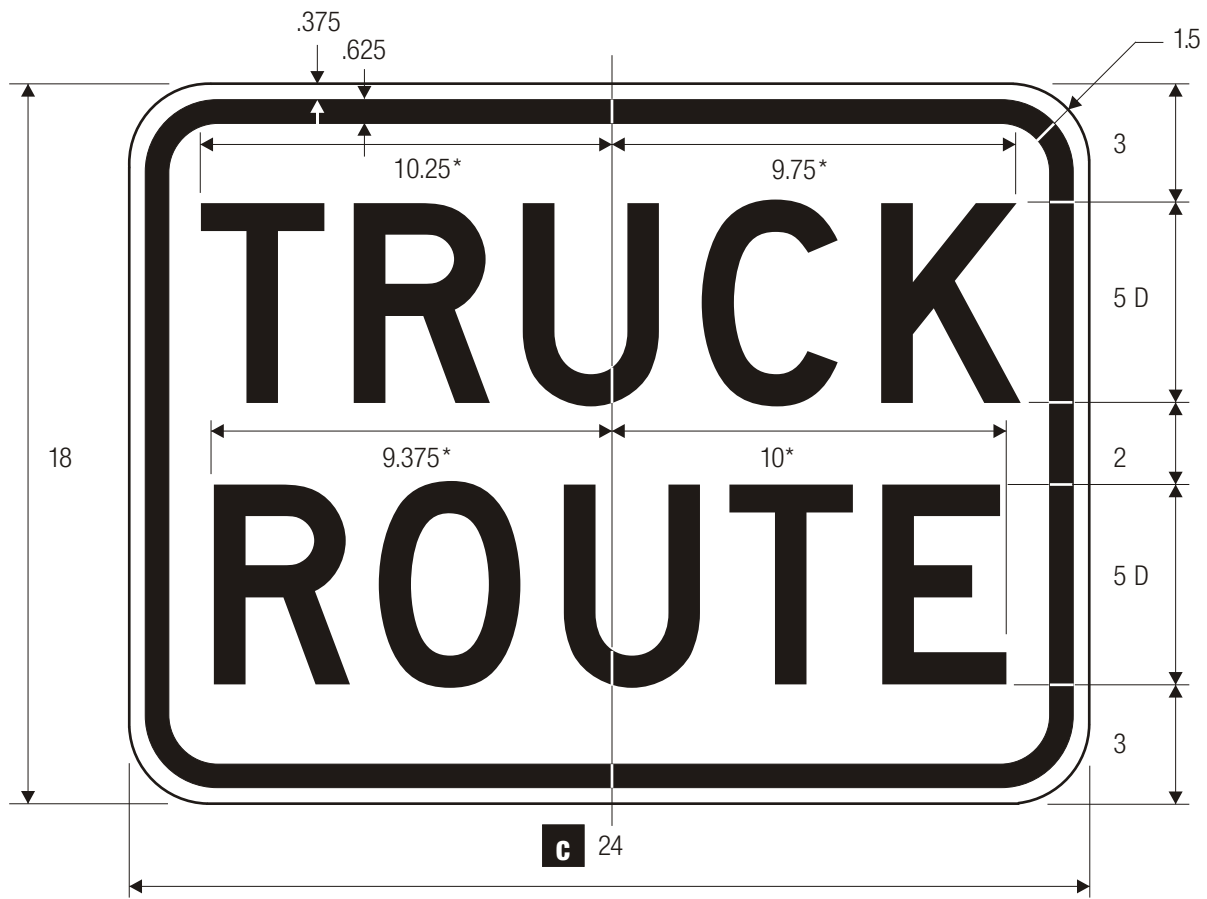


APPROVAL • SHA REVISIONS	APPROVAL • FEDERAL HIGHWAY ADMINISTRATION
APPROVAL <b>03/02/2009</b>	APPROVAL
REVISED	REVISED
REVISED	REVISED
REVISED	REVISED

**ALL TRUCKS STOP FOR WEIGHING**


**SIGN NUMBER**

**R13-1(2)**



R14-1  
TRUCK ROUTE

\*Reduce spacing 20%.



SIGN SHALL NOT BE USED ALONG STATE OWNED, OPERATED AND MAINTAINED ROADWAYS.

R14-2  
HAZARDOUS MATERIAL

\*Series 2000 Standard Alphabets.

	A	B	C	D	E	F	G	H
<b>C</b>	24	.375	.625	7.5	9 C	8	10	1.5
	30	.5	.75	10	10 C	10	12.5	1.875
	36	.625	.875	12	12 C	12	15	2.25
	42	.625	.875	14	14 C	14	17.5	2.25

COLORS: CIRCLE — GREEN (RETROREFLECTIVE)  
 LETTER, BORDER — BLACK  
 BACKGROUND — WHITE (RETROREFLECTIVE)



**SHA**  
SIGN SHALL NOT BE  
USED ALONG STATE  
OWNED, OPERATED  
AND MAINTAINED  
ROADWAYS.

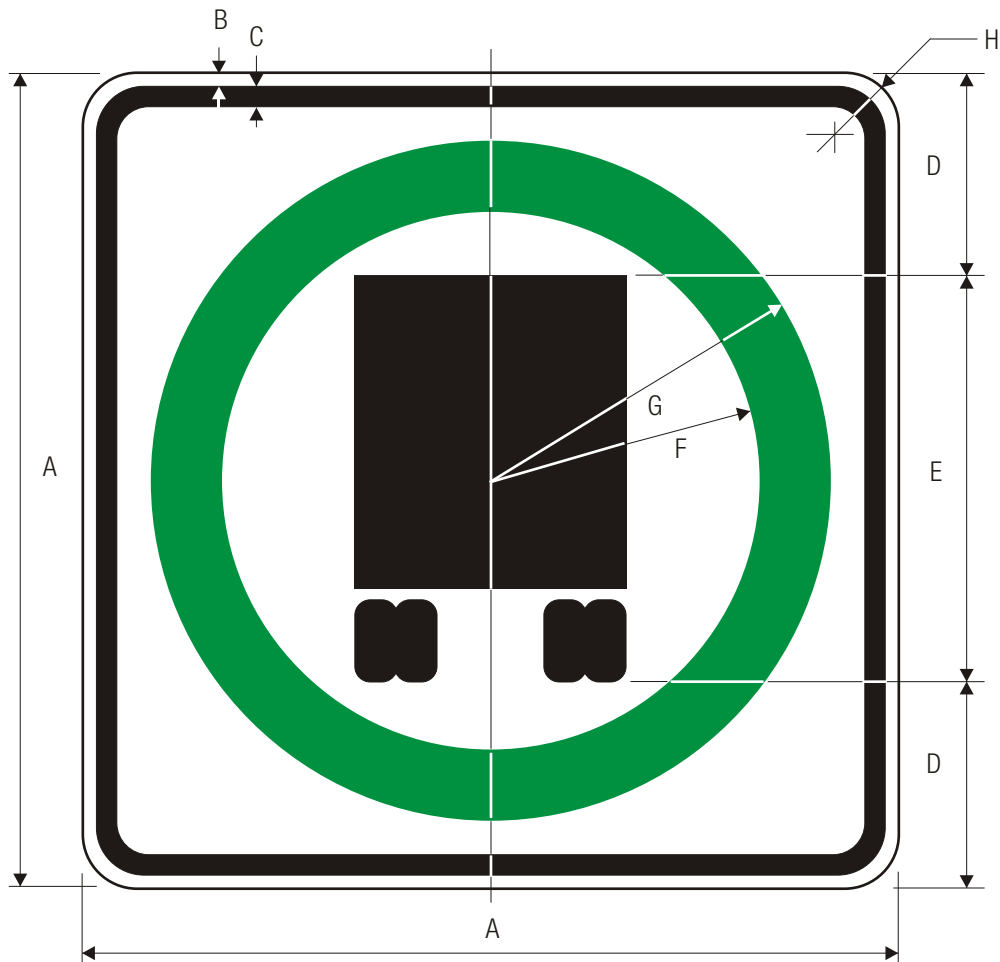
**R14-3**  
HAZARDOUS MATERIAL

\*Series 2000 Standard Alphabets.

	A	B	C	D	E	F	G	H	J
<b>C</b>	24	.375	.625	7.5	9 C	8	10	2	1.5
	30	.5	.75	10	10 C	10	12.5	2.5	1.875
	36	.625	.875	12	12 C	12	15	3	2.25
	42	.625	.875	14	14 C	14	17.5	3.5	2.25

**COLORS:** CIRCLE & DIAGONAL — RED (RETROREFLECTIVE)  
 LETTER, BORDER — BLACK  
 BACKGROUND — WHITE (RETROREFLECTIVE)





SIGN SHALL NOT BE USED ALONG STATE OWNED, OPERATED AND MAINTAINED ROADWAYS.

**R14-4**  
NATIONAL NETWORK

\*See page 6-2 for symbol design

	A	B	C	D	E	F	G	H
<b>C</b>	24	.375	.625	6	12	8	10	1.5
	30	.5	.75	7.5	15	10	12.5	1.875
	36	.625	.875	9	18	12	15	2.25
	42	.625	.875	10.5	21	14	17.5	2.25

COLORS: CIRCLE – GREEN (RETROREFLECTIVE)  
 SYMBOL, BORDER – BLACK  
 BACKGROUND – WHITE (RETROREFLECTIVE)



SIGN SHALL NOT BE USED ALONG STATE OWNED, OPERATED AND MAINTAINED ROADWAYS.

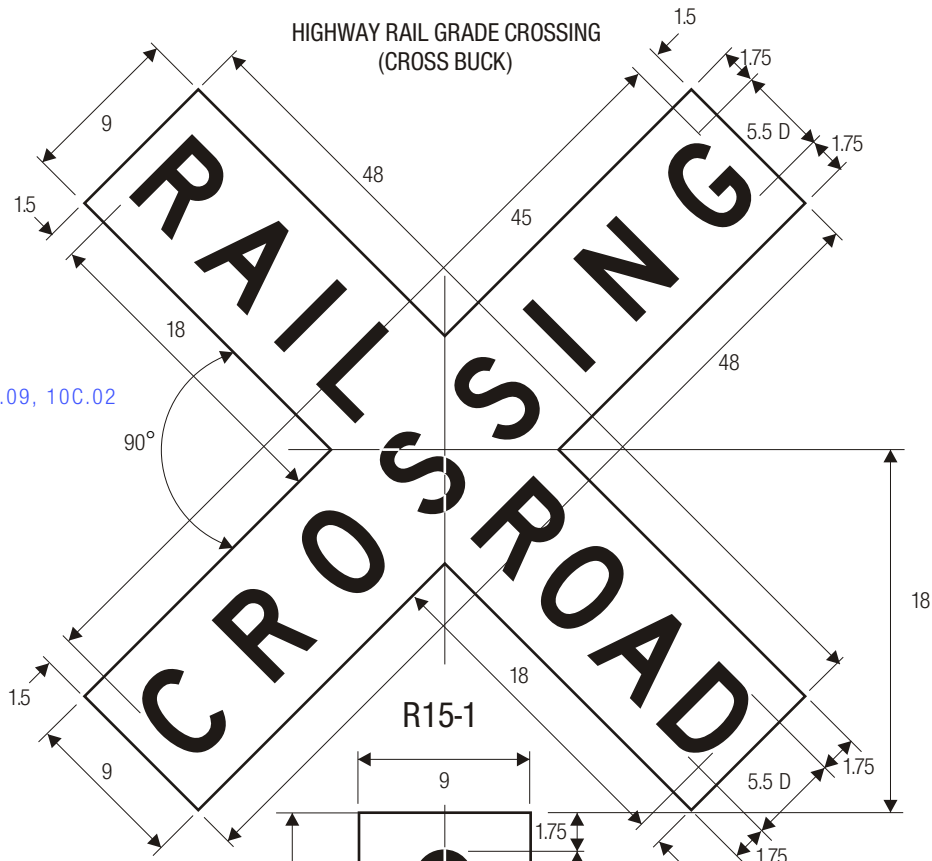
R14-5

NATIONAL NETWORK PROHIBITED

\*See page 6-62 for symbol design.

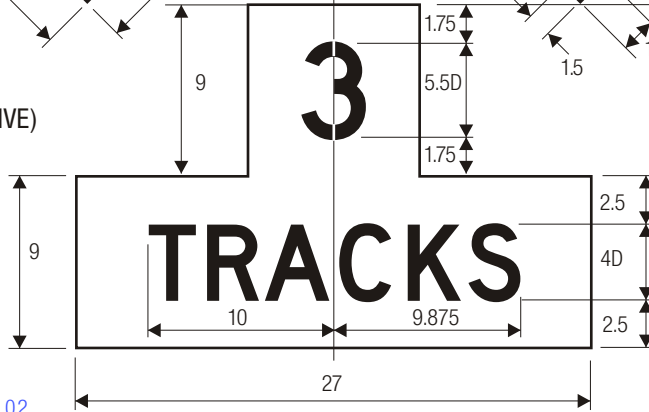
	A	B	C	D	E	F	G	H	J
<b>C</b>	24	.375	.625	6	12	8	10	2	1.5
	30	.5	.75	7.5	15	10	12.5	2.5	1.875
	36	.625	.875	9	18	12	15	3	2.25
	42	.625	.875	10.5	21	14	17.5	3.5	2.25

COLORS: CIRCLE & DIAGONAL — RED (RETROREFLECTIVE)  
 SYMBOL, BORDER — BLACK  
 BACKGROUND — WHITE (RETROREFLECTIVE)

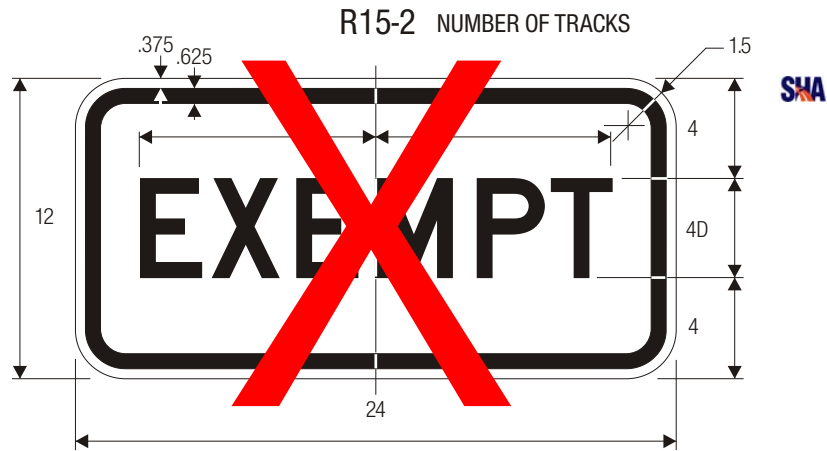


**SHA** REFERENCES  
MdMUTCD SECTION - 8B.03, 8B.09, 10C.02

LEGEND — BLACK  
BACKGROUND — WHITE (REFLECTIVE)



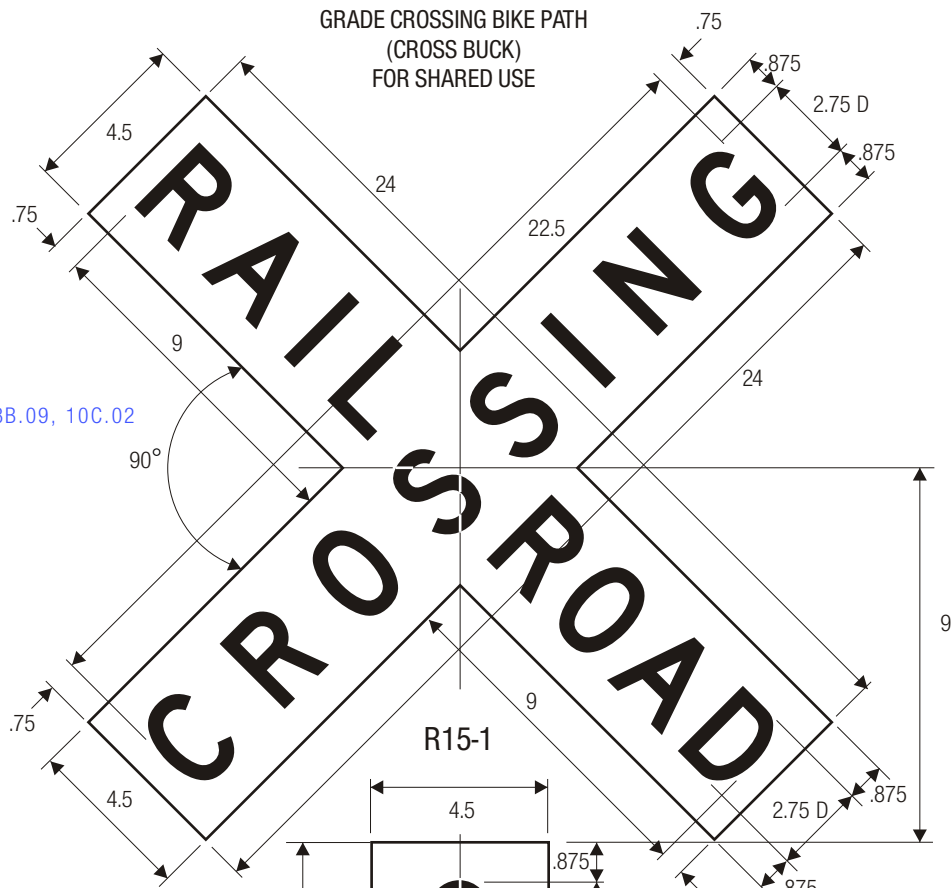
**SHA** REFERENCES  
MdMUTCD SECTION - 8B.03, 8B.09, 10C.02



R15-3 / W10-1a EXEMPT  
9.75 10

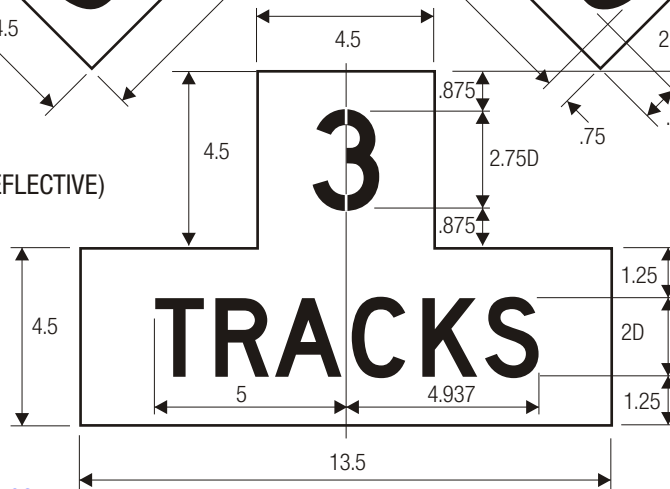
COLORS FOR W10-1a FOR USE WITH W10-1:  
LEGEND — BLACK  
BACKGROUND — YELLOW (RETROREFLECTIVE)

COLORS FOR R15-2, R15-3 FOR USE WITH R15-1:  
LEGEND — BLACK  
BACKGROUND — WHITE (RETROREFLECTIVE)

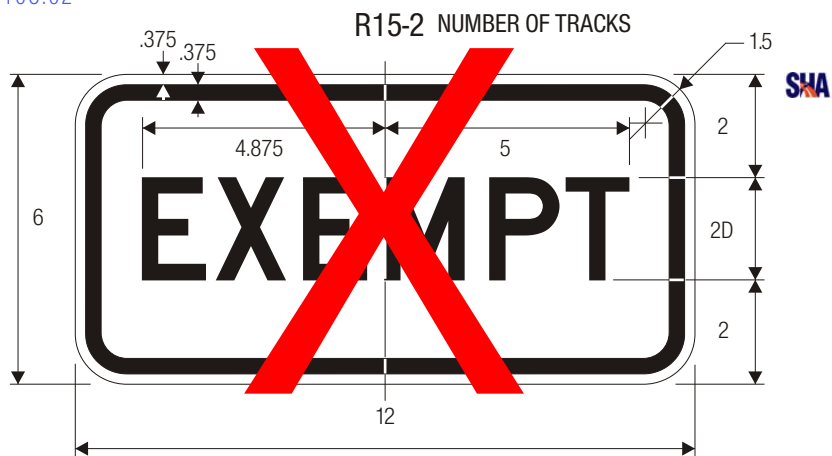


SHA REFERENCES  
MdMUTCD SECTION - 8B.03, 8B.09, 10C.02

LEGEND — BLACK  
BACKGROUND — WHITE (REFLECTIVE)



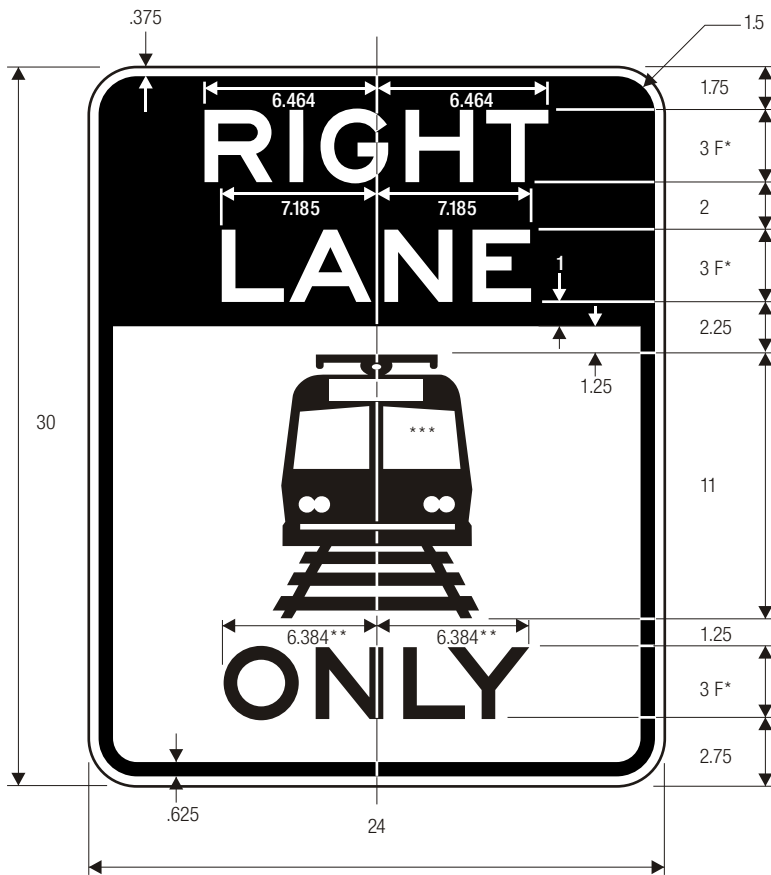
SHA REFERENCES  
MdMUTCD SECTION - 8B.03, 8B.09, 10C.02



R15-3 / W10-1a EXEMPT

COLORS FOR W10-1a FOR USE WITH W10-1:  
LEGEND — BLACK  
BACKGROUND — YELLOW (RETROREFLECTIVE)

COLORS FOR R15-2, R15-3 FOR USE WITH R15-1:  
LEGEND — BLACK  
BACKGROUND — WHITE (RETROREFLECTIVE)



R15-4a

LIGHT RAIL ONLY  
RIGHT LANE

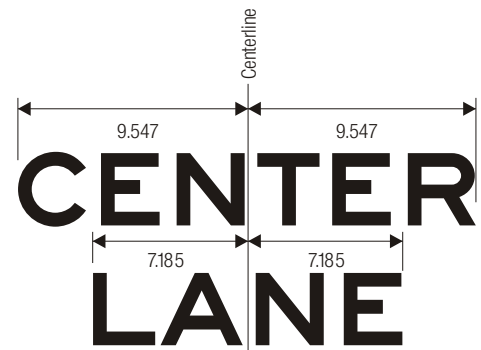
SHA REFERENCES  
MdMUTCD SECTION - 10C.13

SHA REFERENCES  
MdMUTCD SECTION - 10C.13



R15-4b

LIGHT RAIL ONLY  
LEFT LANE



R15-4c

LIGHT RAIL ONLY  
CENTER LANE

SHA REFERENCES  
MdMUTCD SECTION - 10C.13

\*Series 2000 Standard Alphabets.  
\*\*Reduce spacing to fit.

SHA \*\*\*FOR SYMBOL DESIGN REFER TO THE APPENDIX-GRID SECTION FROM FHWA'S STANDARD HIGHWAY SIGNS BOOK -APPENDIX SECTION

TOP: LEGEND — WHITE (RETROREFLECTIVE)  
BACKGROUND — BLACK

BOTTOM: SYMBOL — BLACK  
LEGEND — BLACK  
BACKGROUND — WHITE (RETROREFLECTIVE)



R15-5

LIGHT RAIL DO NOT PASS

\*Series 2000 Standard Alphabets.



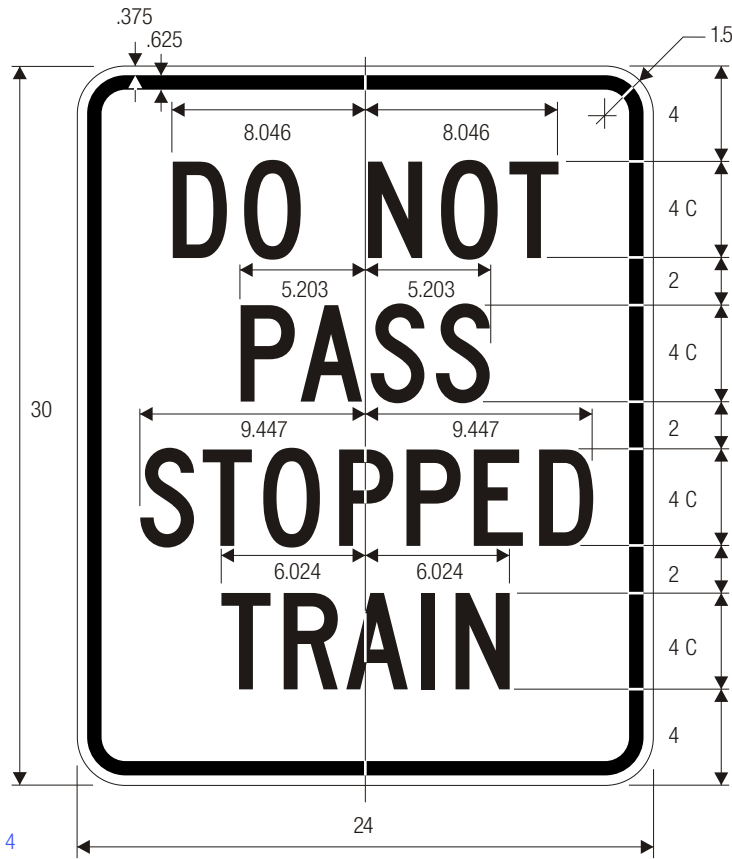
\*\*\*FOR SYMBOL DESIGN REFER TO THE APPENDIX-GRID SECTION FROM FHWA'S STANDARD HIGHWAY SIGNS BOOK -APPENDIX SECTION



\*\*\*FOR SYMBOL DESIGN REFER TO THE APPENDIX-GRID SECTION FROM FHWA'S STANDARD HIGHWAY SIGNS BOOK -APPENDIX SECTION

**SHA REFERENCES**  
MdMUTCD SECTION - 10C.14

COLORS: SYMBOL & LEGEND — BLACK  
BACKGROUND — WHITE (RETROREFLECTIVE)



SHA REFERENCES  
MdMUTCD SECTION - 10C.14

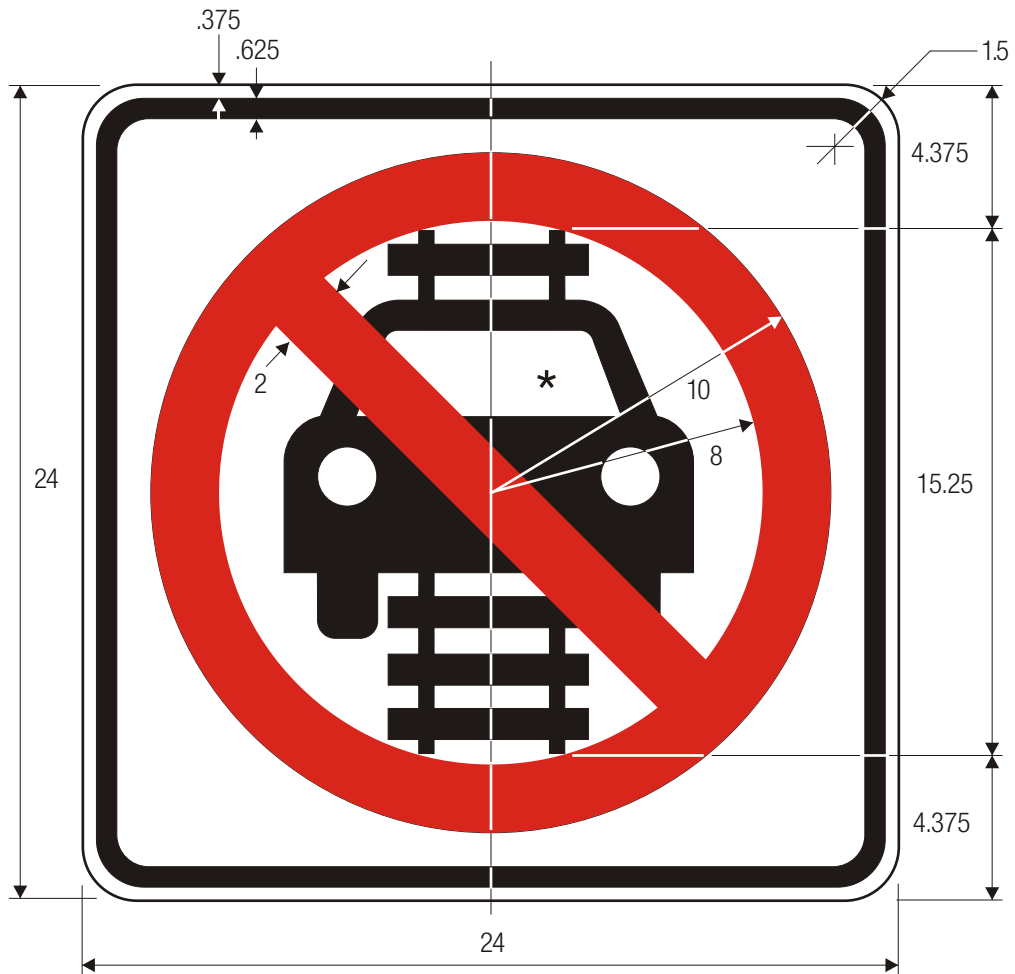
R15-5a DO NOT PASS STOPPED TRAIN



R15-6a DO NOT DRIVE ON TRACKS

SHA REFERENCES  
MdMUTCD SECTION - 10C.12

COLORS: LEGEND — BLACK  
BACKGROUND— WHITE (RETROREFLECTIVE)



R15-6

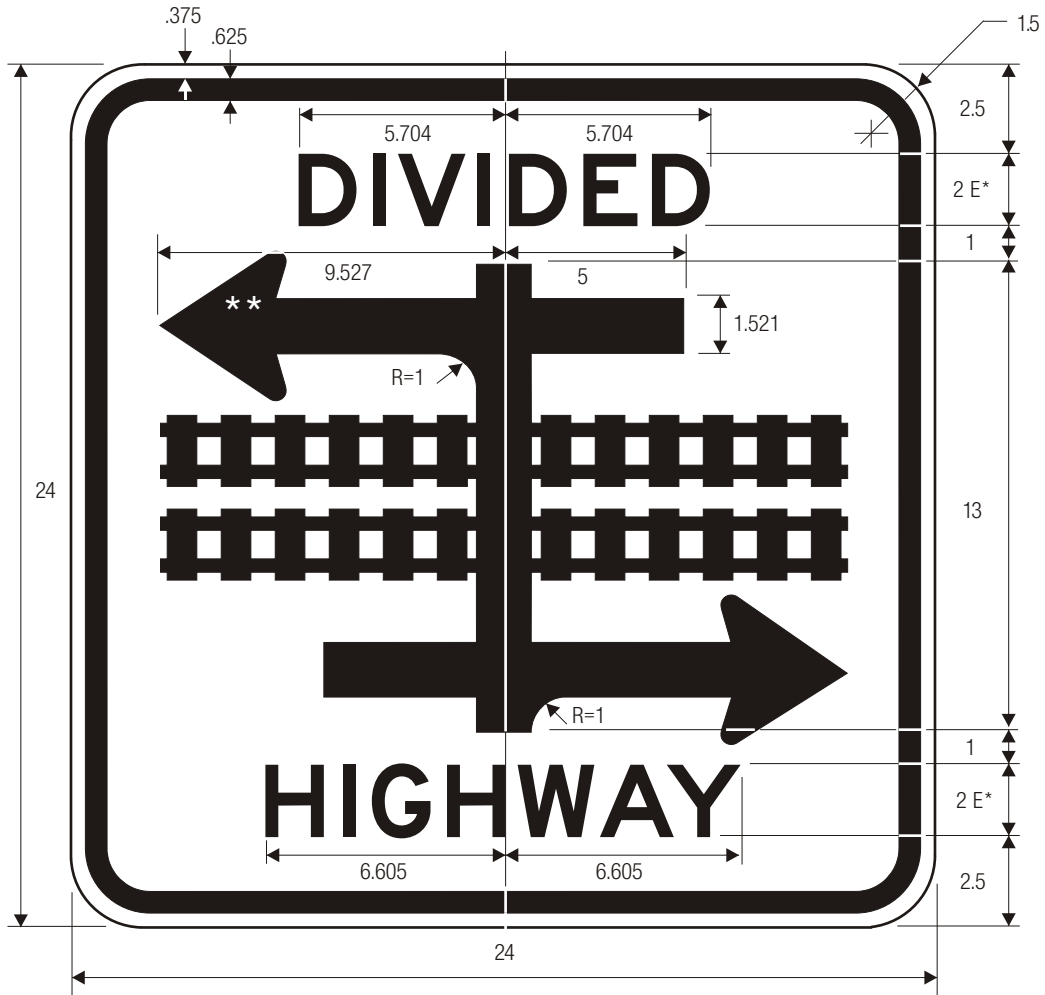
DO NOT DRIVE ON TRACKS LIGHT RAIL SYMBOL

**SHA** \*FOR SYMBOL DESIGN REFER TO THE APPENDIX-GRID SECTION FROM FHWA'S STANDARD HIGHWAY SIGNS BOOK -APPENDIX SECTION

**SHA** REFERENCES  
MdMUTCD SECTION - 10C.12

COLORS: CIRCLE & DIAGONAL — RED (RETROREFLECTIVE)  
SYMBOL — BLACK  
BACKGROUND — WHITE (RETROREFLECTIVE)





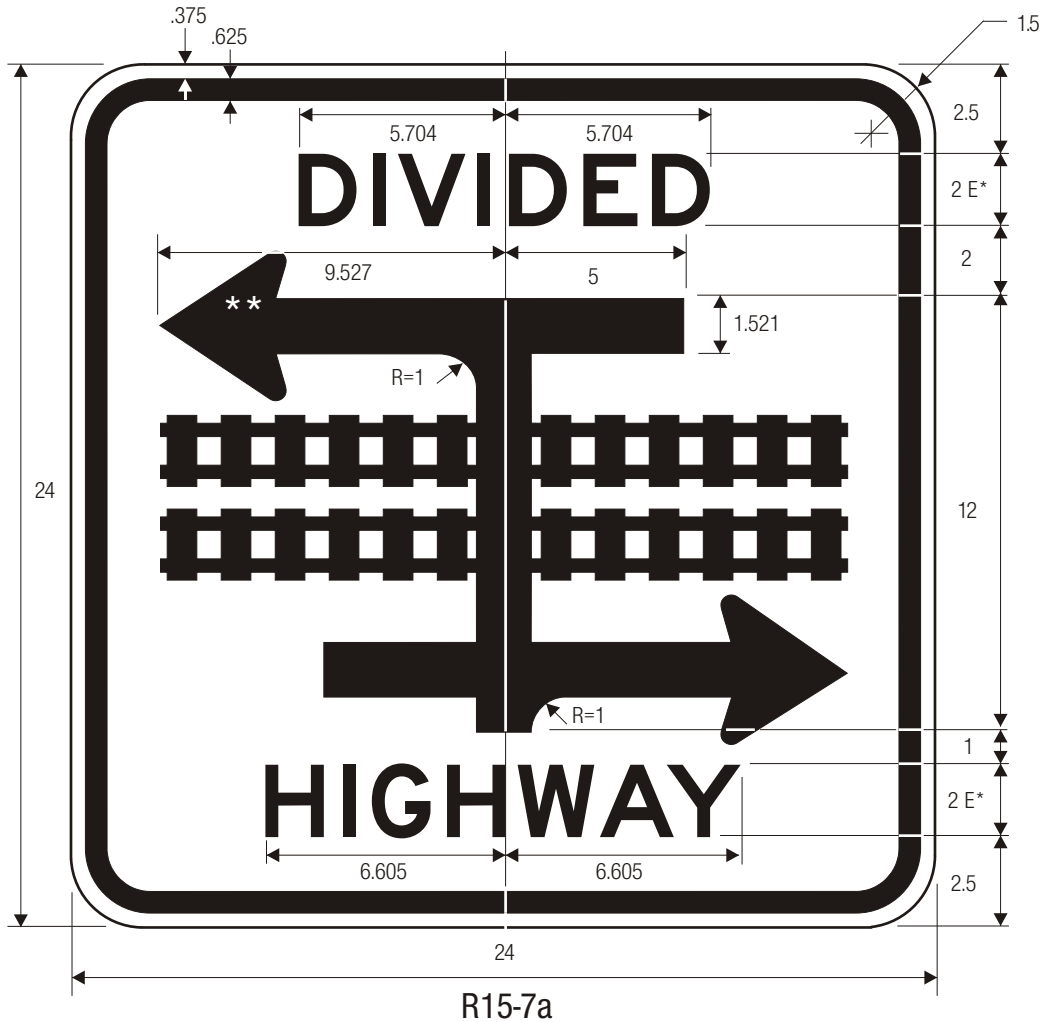
R15-7

LIGHT RAIL DIVIDED HIGHWAY SYMBOL

\*Series 2000 Standard Alphabets.



\*\*FOR SYMBOL DESIGN REFER TO THE APPENDIX-GRID SECTION FROM FHWA'S STANDARD HIGHWAY SIGNS BOOK -APPENDIX SECTION

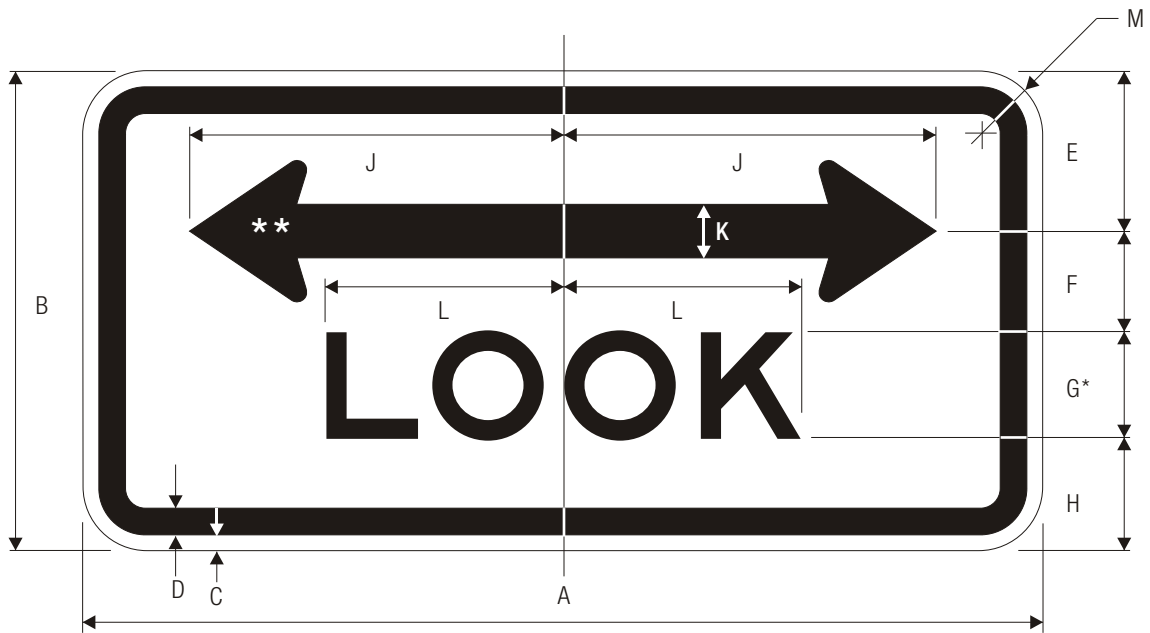


R15-7a

LIGHT RAIL DIVIDED HIGHWAY SYMBOL

\*Series 2000 Standard Alphabets.

**SHA** \*\*FOR SYMBOL DESIGN REFER TO THE APPENDIX-GRID SECTION FROM FHWA'S STANDARD HIGHWAY SIGNS BOOK -APPENDIX SECTION



**SHA** SIGN SHALL NOT BE USED ALONG STATE OWNED, OPERATED AND MAINTAINED ROADWAYS.

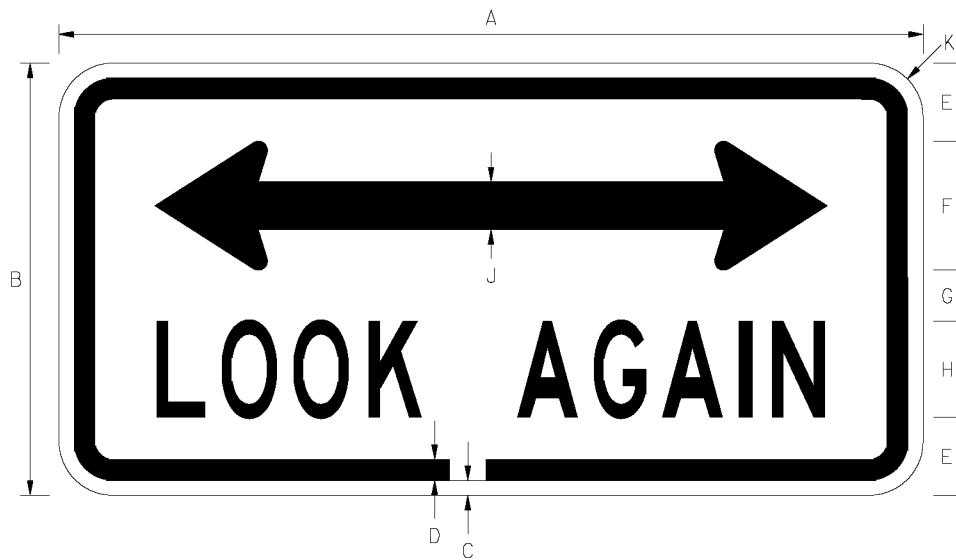
**R15-8**  
LOOK

\*Series 2000 Standard Alphabets.  
**SHA** \* FOR ARROWHEAD DIMENSIONS REFER TO STANDARD ARROW DETAILS IN APPENDIX-ARROWS SECTION FROM FHWA'S STANDARD HIGHWAY SIGNS BOOK-APPENDIX SECTION.

**C**

A	B	C	D	E	F	G	H	J	K	L	M
36	18	.625	.875	6	3.75	4 F	4.25	14	2	8.906	2.25
48	24	.75	1.25	8	5.25	5 F	5.75	18	2.5	11.128	3

COLORS: LEGEND — BLACK  
 BACKGROUND— WHITE (RETROREFLECTIVE)



NOTE: FOR ARROWHEAD DIMENSIONS REFER TO STANDARD ARROW DETAILS IN APPENDIX-ARROWS SECTION FROM FHWA'S STANDARD HIGHWAY SIGNS BOOK-APPENDIX.

SIGN SIZE	DIMENSIONS (INCHES)									
	A	B	C	D	E	F	G	H	J	K
MIN	36	18	5/8	7/8	3-1/4	5-3/8	2-1/8	4C	2	2-1/4
STD	48	24	3/4	1-1/4	4-1/2	6-3/4	3-1/4	5D	2-1/2	3

REFERENCES

MdMUTCD SECTION - 8B.16, 10C.03

COLORS

LEGEND - BLACK  
BACKGROUND - WHITE

APPROVED Tom Hicks (signature on file)  
DIRECTOR - OFFICE OF TRAFFIC AND SAFETY

**Maryland Department of Transportation**  
**STATE HIGHWAY ADMINISTRATION**  
MARYLAND STANDARD HIGHWAY SIGNS

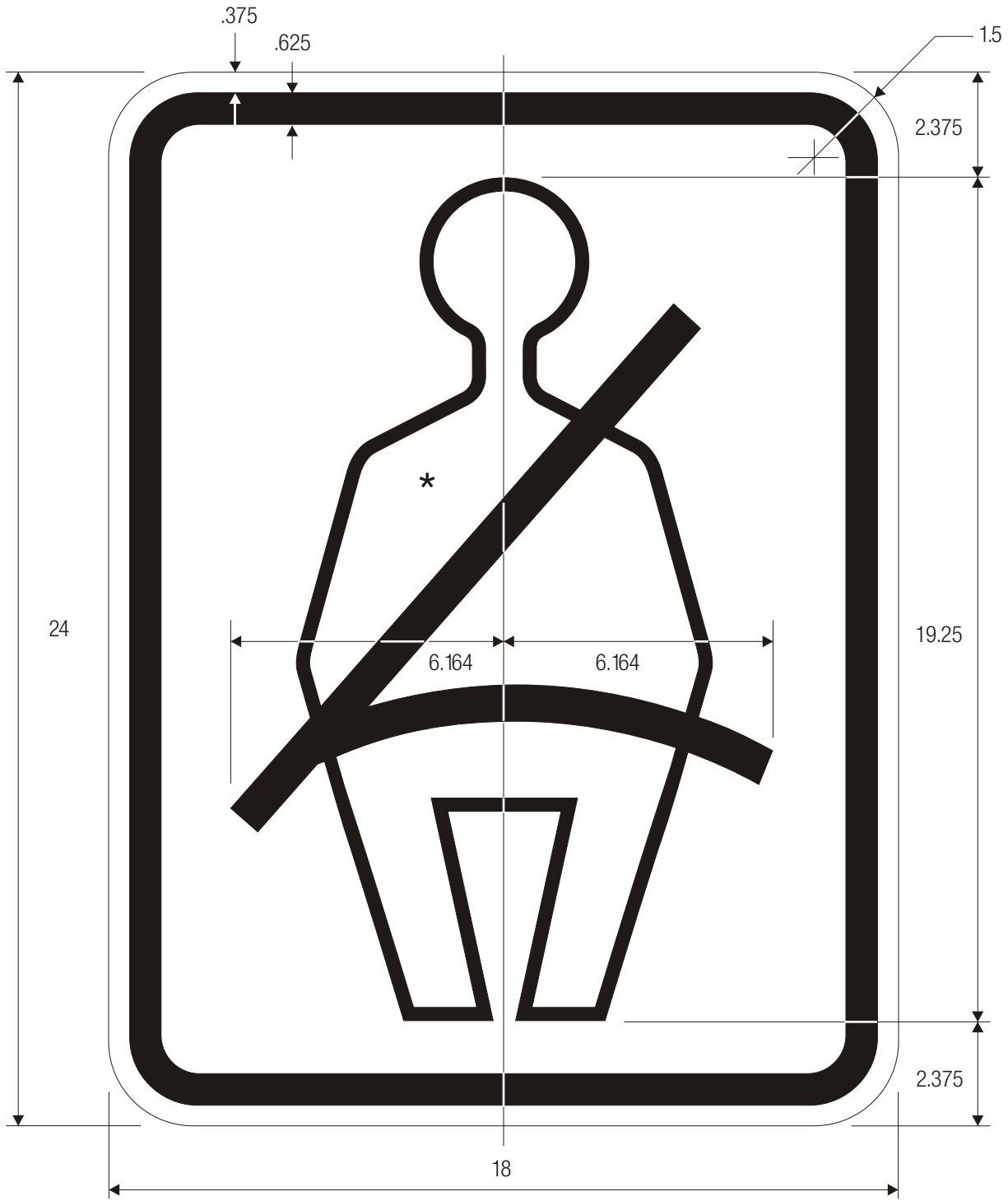


APPROVAL • SHA REVISIONS	APPROVAL • FEDERAL HIGHWAY ADMINISTRATION
APPROVAL <b>03/02/2009</b>	APPROVAL
REVISED	REVISED
REVISED	REVISED
REVISED	REVISED

**ARROW LOOK AGAIN**

**SIGN NUMBER**

**R15-8(1)**



R16-1

SEATBELT

**SHA** \*\* FOR SYMBOL DESIGN REFER TO THE APPENDIX-GRID SECTION FROM FHWA'S STANDARD HIGHWAY SIGNS BOOK-APPENDIX SECTION

**SHA** REFERENCES  
MdMUTCD SECTION - 2B.54

COLORS: SYMBOL — BLACK  
BACKGROUND— WHITE (RETROREFLECTIVE)



NOTE: FOR SYMBOL DESIGN REFER TO THE APPENDIX-GRID SECTION FROM FHWA'S STANDARD HIGHWAY SIGNS BOOK-APPENDIX SECTION.

SIGN SIZE	DIMENSIONS (INCHES)									
	A	B	C	D	E	F	G	H	J	K
STD	18	24	3/8	5/8	5-1/4	3-1/2C	1-1/2	3-1/2B	2-7/8	18-1/4

REFERENCES

MdMUTCD SECTION - 2D.48

COLORS

- LEGEND - BLUE  
 BACKGROUND - WHITE  
 "?" SYMBOL - FLUORESCENT ORANGE

APPROVED Tom Hicks (signature on file)  
 DIRECTOR - OFFICE OF TRAFFIC AND SAFETY

**Maryland Department of Transportation**  
**STATE HIGHWAY ADMINISTRATION**  
 MARYLAND STANDARD HIGHWAY SIGNS

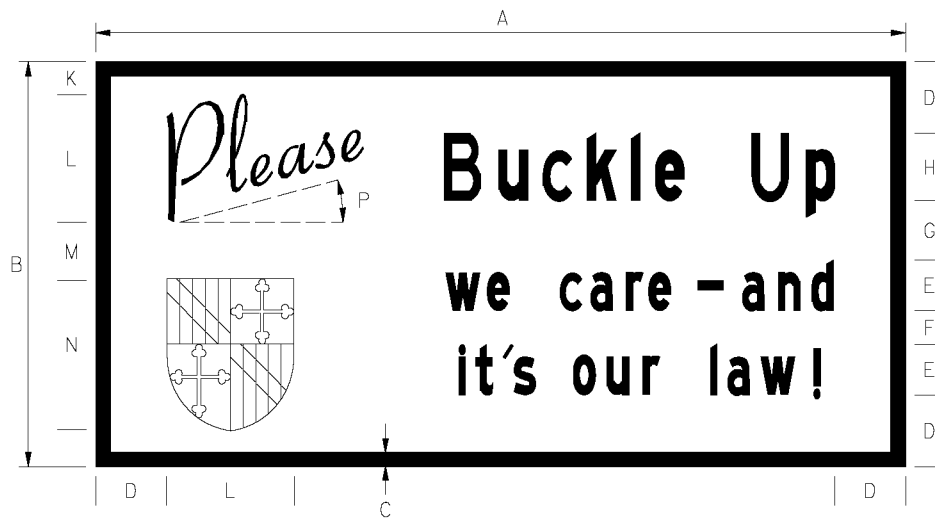


APPROVAL • SHA REVISIONS	APPROVAL • FEDERAL HIGHWAY ADMINISTRATION
APPROVAL <b>03/02/2009</b>	APPROVAL
REVISED	REVISED
REVISED	REVISED
REVISED	REVISED

**SAFETY BELTS BUCKLED ?**

**SIGN NUMBER**

**R16-1(1)**



NOTES:

1. FONT BRUSH SCRIPT CONNECTED WAS USED FOR "PLEASE".
2. FOR SYMBOL DESIGN CONTACT SHA SIGN SHOP.

SIGN SIZE	DIMENSIONS (INCHES)												
	A	B	C	D	E	F	G	H	K	L	M	N	P
STD	96	48	1-3/4	8-1/2	6C	4	7	8C	4	15	6-3/4	18	15°
EXPWY	120	60	1-3/4	8-1/2	8C	6	11	10C	4	21	6-3/4	24	15°

REFERENCES

MdMUTCD SECTION - 2D.48, 2E.55

COLORS

LEGEND - BLUE

BACKGROUND - WHITE

"BUCKLE UP" - FLUORESCENT ORANGE ON BLACK

APPROVED Tom Hicks (signature on file)  
DIRECTOR - OFFICE OF TRAFFIC AND SAFETY

**Maryland Department of Transportation**  
**STATE HIGHWAY ADMINISTRATION**  
MARYLAND STANDARD HIGHWAY SIGNS



APPROVAL • SHA REVISIONS	APPROVAL • FEDERAL HIGHWAY ADMINISTRATION
APPROVAL <b>03/02/2009</b>	APPROVAL
REVISED	REVISED
REVISED	REVISED
REVISED	REVISED

**PLEASE BUCKLE UP SIGN**

**SIGN NUMBER**

**R16-1(2)**