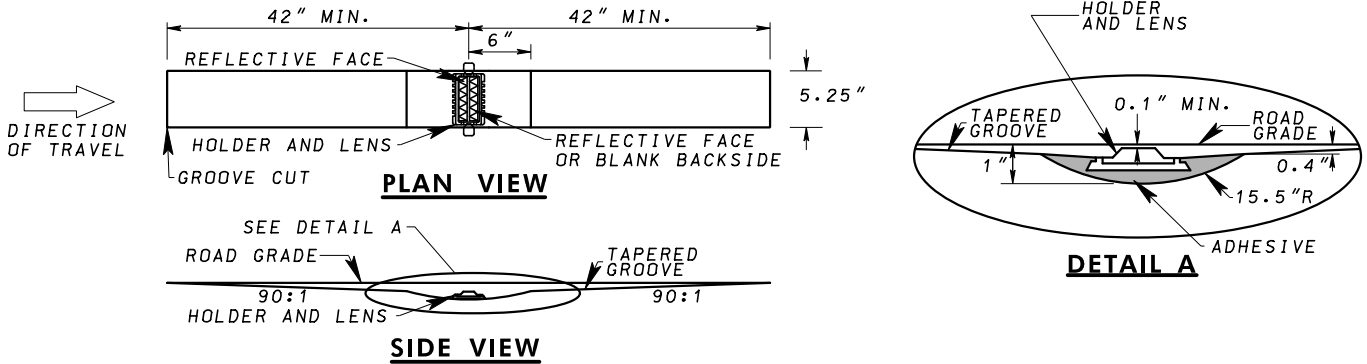
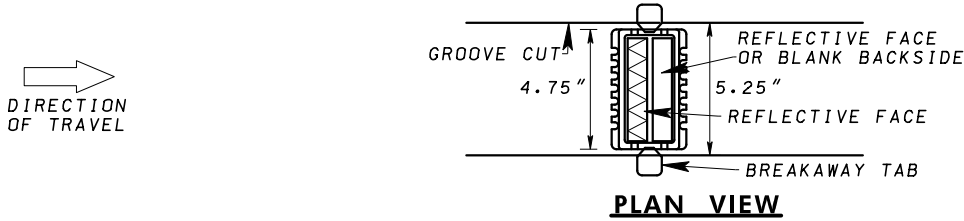


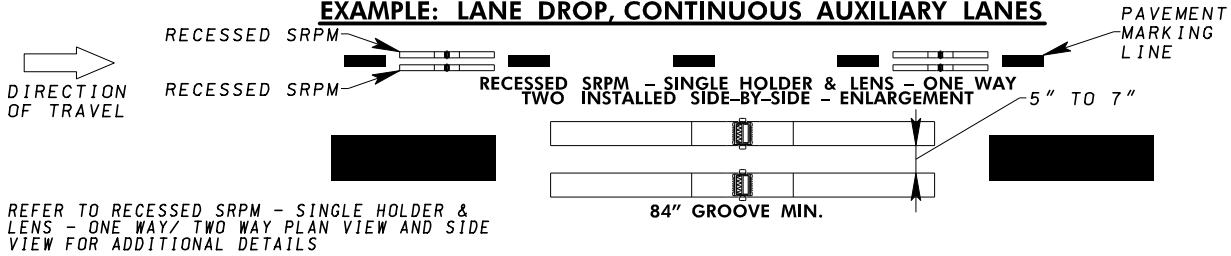
**RECESSED SRPM – SINGLE HOLDER & LENS – ONE WAY/TWO WAY**



**HOLDER AND REFLECTIVE LENS**



**10 IN. LANE LINE (3 FT. LINE WITH 9 FT. GAP)  
WHERE SUPPLEMENTED WITH RPM PER MDMUTC  
EXAMPLE: LANE DROP, CONTINUOUS AUXILIARY LANES**



REFER TO RECESSED SRPM – SINGLE HOLDER & LENS – ONE WAY/ TWO WAY PLAN VIEW AND SIDE VIEW FOR ADDITIONAL DETAILS

**NOTES**

1. THE GROOVE SHALL BE CUT AS SHOWN.
2. THE CUT PATTERN SHALL BE CLEANED, AND DRIED BY COMPRESSED AIR BEFORE PLACING THE ADHESIVE. THE ADHESIVE SHALL BE PLACED PER THE MANUFACTURERS RECOMMENDATIONS.
3. EPOXY ADHESIVE SHALL BE INSTALLED DURING WEATHER CONDITIONS CONSISTENT WITH MANUFACTURERS RECOMMENDATIONS.
4. REFLECTIVE MARKER SHALL BE INSTALLED PER MANUFACTURERS RECOMMENDATIONS.
5. THE MARKER SHALL BE PROTECTED FROM TRAFFIC UNTIL THE ADHESIVE HAS PROPERLY HARDENED.
6. REFLECTIVE FACE COLORS SHALL BE DETERMINED BASED ON THE APPLICATION.
7. RECESSED SRPM WHICH SUPPLEMENT 10 IN. WIDE BROKEN OR DOTTED LINES WILL BE SINGLE HOLDER AND LENS, INSTALLED SIDE-BY-SIDE WITH 5 IN. TO 7 IN. SEPARATION BETWEEN GROOVES.
8. THE RECESSED SRPM WITH 48 IN. GROOVE FOR RESTRICTIVE SITE CONDITIONS SHALL ONLY BE USED IN LOCATIONS WHERE THE FULL 84 IN. GROOVE CANNOT BE INSTALLED OR AS APPROVED BY THE ENGINEER.
9. THE RECESSED SRPM WITH 54 IN. GROOVE FOR CENTERLINE CURVED ALIGNMENTS SHALL ONLY BE USED IN LOCATIONS WHERE THE FULL 84 IN. GROOVE CANNOT BE INSTALLED OR AS APPROVED BY THE ENGINEER.
10. SRPM INSTALLATION ON CONCRETE BRIDGE DECKS REQUIRES NOTIFICATION OF MDT SHA OFFICE OF STRUCTURES.
11. RECESSED SRPM GROOVE AND LENS INSTALLED TO SUPPLEMENT 10 IN. WIDE LINES AT EXIT RAMP GORES SHALL BE PERPENDICULAR TO MAINLINE TRAFFIC. THE GROOVE LENGTH SHALL BE SELECTED TO MINIMIZE IMPACT TO PAVEMENT MARKINGS AND TRAVEL LANE WIDTH.
12. RECESSED SRPM GROOVE AND LENS INSTALLED TO SUPPLEMENT 10 IN. WIDE LINES AT ENTRANCE RAMP GORES SHALL BE PERPENDICULAR TO RAMP TRAFFIC. THE GROOVE LENGTH SHALL BE SELECTED TO MINIMIZE IMPACT TO PAVEMENT MARKINGS AND TRAVEL LANE WIDTH.
13. RECESSED SRPM PLACEMENT SHALL AVOID LOOP DETECTORS AND LOOP DETECTOR LEAD-INS.
14. NEW ASPHALT PAVEMENT SHALL BE ALLOWED TO PROPERLY SETUP, CURE AND COOL BEFORE INSTALLATION OF GROOVES TO AVOID DAMAGE TO THE PAVEMENT SURFACE.

SPECIFICATION <b>557</b>	CATEGORY CODE ITEMS
APPROVED	<i>Cedric Wall</i> DIRECTOR - OFFICE OF TRAFFIC AND SAFETY
APPROVAL SHA REVISIONS	APPROVAL FEDERAL HIGHWAY ADMINISTRATION
APPROVAL 1-30-25	APPROVAL 1-24-25
REVISED	REVISED
REVISED	REVISED
REVISED	REVISED

**MDOT** MARYLAND DEPARTMENT OF TRANSPORTATION  
STATE HIGHWAY ADMINISTRATION

STANDARDS FOR HIGHWAYS AND INCIDENTAL STRUCTURES

**RECESSED SNOWPLOWABLE RAISED PAVEMENT MARKER WITH PLASTIC HOLDER AND LENS**

**STANDARD NO. MD 557.01**