







# TEMPORARY TRAFFIC CONTROL TYPICAL APPLICATION

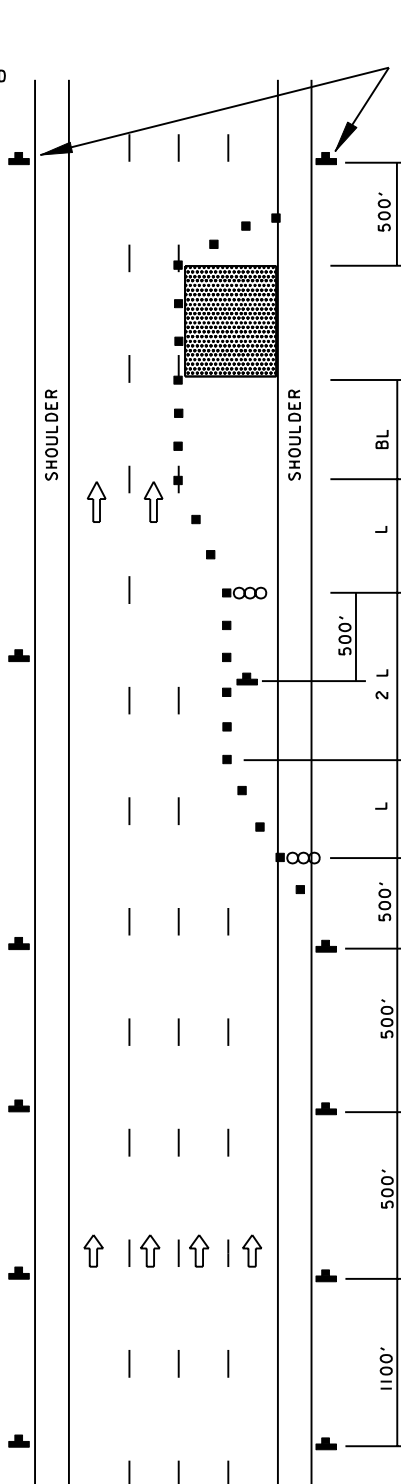
**IMPORTANT:**  
THIS DRAWING SHALL BE USED IN  
COMBINATION WITH THE GENERAL  
NOTES MD 104.00-01 - MD 104.00-18 AND  
STANDARD DETAILS MD 104.01-01 -  
MD 104.01-62

**NOTE:**

FOR THE TYPICAL 2 LEFT LANES  
CLOSURE THE CHANNELIZING  
DEVICES SHALL BE SET UP  
SYMMETRICALLY TO THE 2  
RIGHT LANES CLOSURE  
SETUP AND THE SIGNING  
SHALL REFLECT THE  
2 LEFT LANES CLOSURE.

**KEY:**



-  CHANNELIZING DEVICES
-  SIGN SUPPORT
-  FACE OF SIGN
-  DIRECTION OF TRAFFIC
-  WORK SITE
-  WORK SITE



**END  
ROAD WORK**

(OPTIONAL FOR  
15 MIN.-12 HRS.  
OR DAYTIME  
APPLICATIONS)

\* 60"x60" SIGN SIZE



SPECIFICATION  
**104**

CATEGORY CODE ITEMS

APPROVED

DIRECTOR - OFFICE OF TRAFFIC AND SAFETY



APPROVAL • SHA  
REVISIONS  
APPROVAL **8-20-03**  
REVISED  
REVISED  
REVISED

APPROVAL • FEDERAL  
HIGHWAY ADMINISTRATION  
APPROVAL **9-23-03**  
REVISED  
REVISED  
REVISED

**Maryland Department of Transportation**  
**STATE HIGHWAY ADMINISTRATION**  
STANDARDS FOR HIGHWAYS AND INCIDENTAL STRUCTURES

**2 RIGHT (LEFT) LANES CLOSURE/  
DIVIDED UNCON/EQL/LESS THAN 40 MPH**

**STANDARD NO.**

**MD 104.04-10**