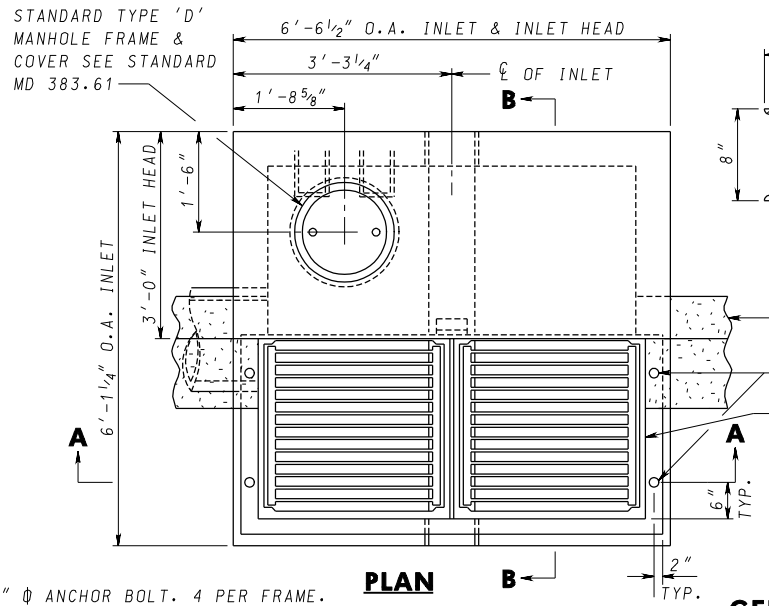

PLAN

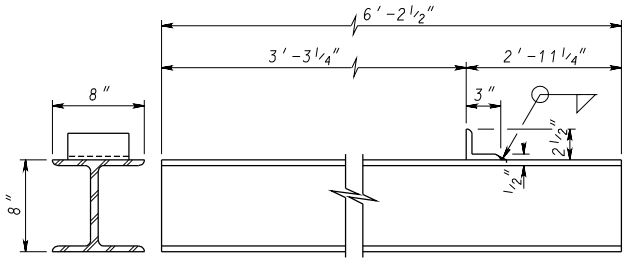

SUPPORT BEAM

W8 X 31 (GALVANIZED)

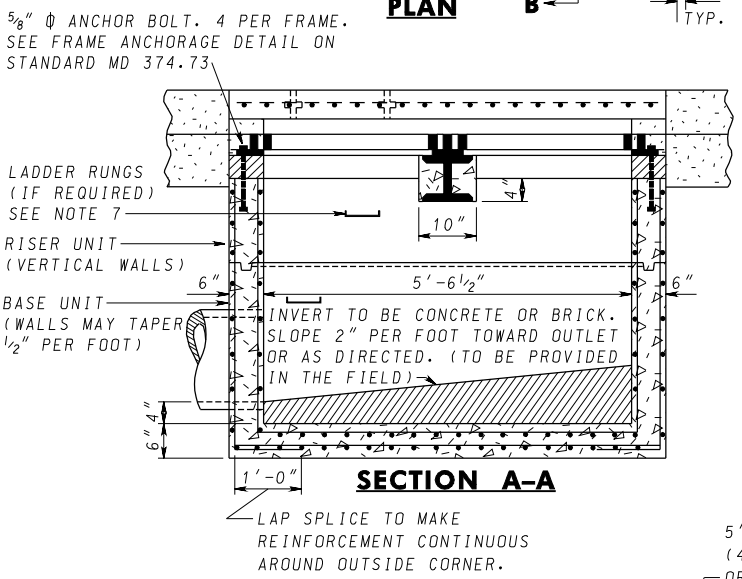

SECTION A–A

GENERAL NOTES

1. CONCRETE TO BE MIX NO.6 (4500 PSI).
2. REINFORCEMENT-2 LAYERS OF 4x4-W4.0x W4.0 WELDED WIRE FABRIC.
3. THREADED PLASTIC INSERTS TO BE PROVIDED FOR HANDLING.
4. GRADE AND SLOPE ADJUSTMENTS TO BE COMPLETED IN THE FIELD USING CONCRETE MIX NO.6.
5. PIPE OPENINGS TO BE PROVIDED AS REQUIRED. FOR SIZE, LOCATION AND INVERT ELEVATIONS REFER TO CONSTRUCTION PLANS.
6. PLACEMENT OF SUBGRADE DRAINAGE WILL BE AS DIRECTED BY THE ENGINEER OR AS NOTED ON THE CONSTRUCTION PLANS.
7. LADDER RUNGS SHALL BE IN ACCORDANCE WITH STANDARD MD 383.91 AND MD 383.92 OR AS DIRECTED BY THE ENGINEER.
8. MINIMUM DEPTH PAYMENT PER "EACH" INLET INCLUDES DEPTHS UP TO 3'-6". VERTICAL DEPTH PAYMENT PER LINEAR FOOT FOR DEPTHS IN EXCESS OF 3'-6".

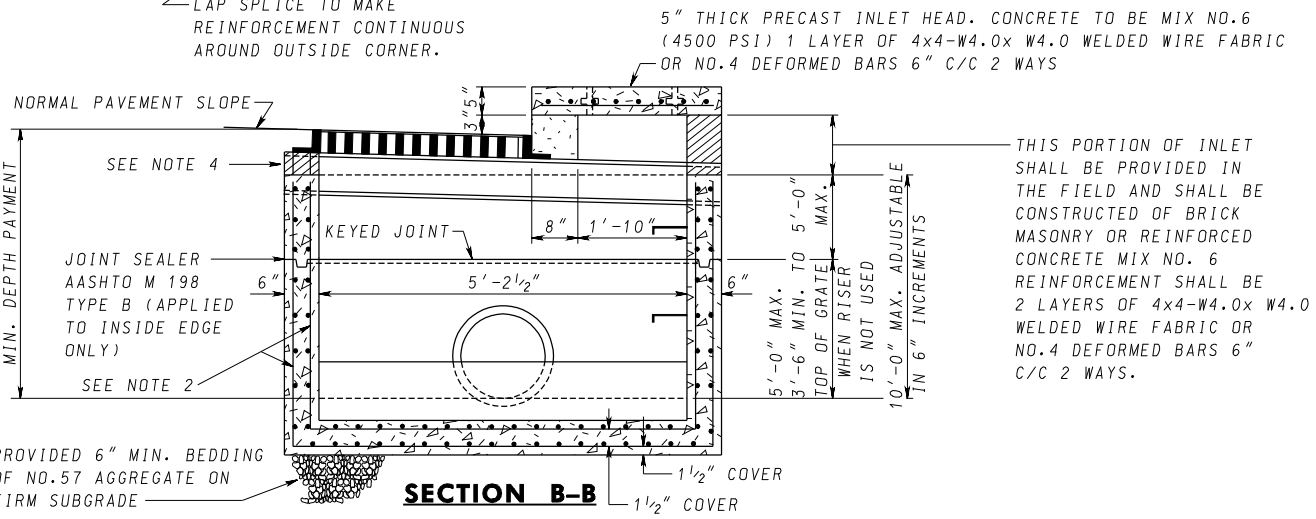

SECTION B–B

SPECIFICATION 305	CATEGORY CODE ITEMS
APPROVED	Kirk G. McClelland DIRECTOR – OFFICE OF HIGHWAY DEVELOPMENT

APPROVAL • SHA REVISIONS		APPROVAL • FEDERAL HIGHWAY ADMINISTRATION	
APPROVAL	4-15-87	APPROVAL	6-23-87
REVISED	10-1-01	REVISED	7-27-09
REVISED	7-1-09	REVISED	
REVISED		REVISED	

Maryland Department of Transportation
STATE HIGHWAY ADMINISTRATION

STANDARDS FOR HIGHWAYS AND INCIDENTAL STRUCTURES

PRECAST STANDARD
TYPE HS COMBINATION INLET

STANDARD NO. MD 374.72