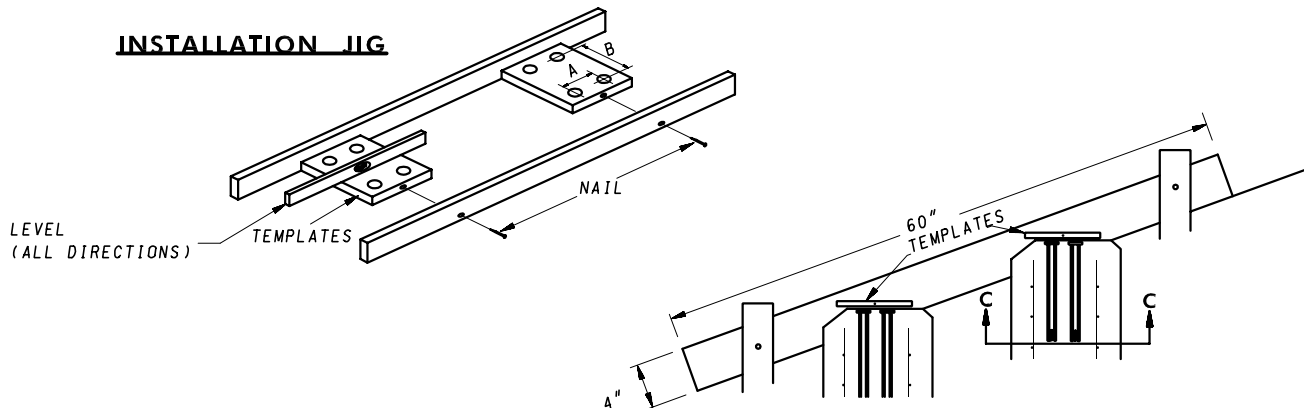


CONSTRUCTION NOTES

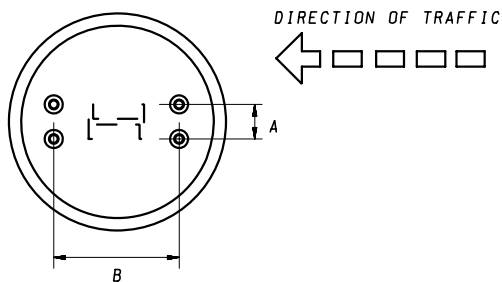
WRENCH SIZES REQUIRED: $\frac{9}{16}$ " , $\frac{7}{8}$ " , $1\frac{1}{16}$ " , $1\frac{1}{4}$ " , $1\frac{1}{16}$ " , $1\frac{5}{8}$ "

INSTALLATION JIG



ANCHOR AND COUPLING ASSEMBLY

PLAN VIEW OF FOOTING SECTION C-C



A = LATERAL SPACING FOR ANCHORS

3" FOR B-525 USED ON 6" AND 8" WIDE FLANGE POSTS OR 5" AND 6" SQUARE TUBE POST.

4" FOR B-650 USED ON 10", 12", 14", 16", 18" AND 21" WIDE FLANGE POSTS OR 7" AND 8" SQUARE TUBE SIGN POST.

B = LONGITUDINAL SPACING FOR ANCHORS

BRACKET 1 - DEPTH OF POST SECTION PLUS $7\frac{15}{16}$ INCHES

BRACKET 2 - DEPTH OF POST SECTION PLUS $8\frac{1}{16}$ INCHES



BRACKET 3 - DEPTH OF POST SECTION PLUS $8\frac{1}{8}$ INCHES

BRACKET ASSEMBLY

ATTACH BRACKETS TO POST WITH BOLTS PROVIDED. SQUARE AND TIGHTEN.
(ITEMS ① ② ③ ④ ⑤ ⑥ AND ⑦)

NOTES:

1. REFER TO GALVANIZED STEEL BEAM SIGN POSTS FOUNDATION DETAILS STANDARD PLATE FOR ADJUSTMENTS TO CONCRETE FOUNDATIONS NECESSITATED BY VARIOUS GROUND SLOPES.
2. FIXED, NON-BREAKAWAY FOOTING SHALL NOT BREAK THE 4" x 60" PLANE.
3. ANCHOR AND COUPLING ASSEMBLY TO BE ASSEMBLED PER (OR IN ACCORDANCE WITH) MANUFACTURER'S RECOMMENDATIONS.

SPECIFICATION 821	CATEGORY CODE ITEMS	Maryland Department of Transportation STATE HIGHWAY ADMINISTRATION STANDARDS FOR HIGHWAYS AND INCIDENTAL STRUCTURES
APPROVED	 DIRECTOR - OFFICE OF TRAFFIC AND SAFETY	BREAKAWAY BASE SUPPORT SYSTEM 'B' FOR HIGHWAY SIGNS
	APPROVAL • SHA REVISIONS	APPROVAL • FEDERAL HIGHWAY ADMINISTRATION
	APPROVAL 5-17-07	APPROVAL 5-2-07
	REVISED	REVISED
	REVISED	REVISED
	REVISED	REVISED
REFERENCED ON: MD 801.04, MD 801.04-01, MD 801.04-02		STANDARD NO. MD 821.03-05