

CADBE

H E G K

N L M P

S Q R U

S Q R U

x

w


y

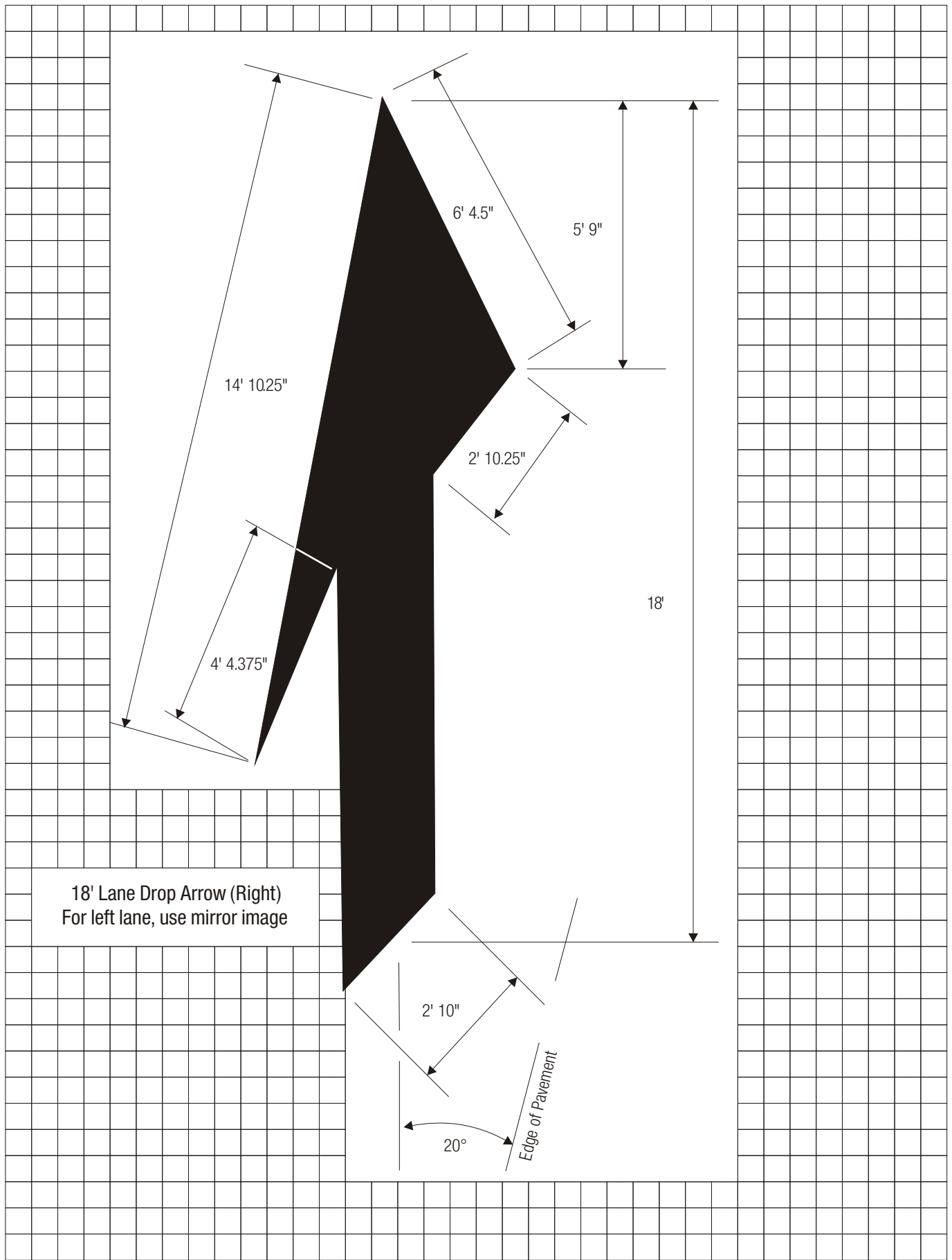
W

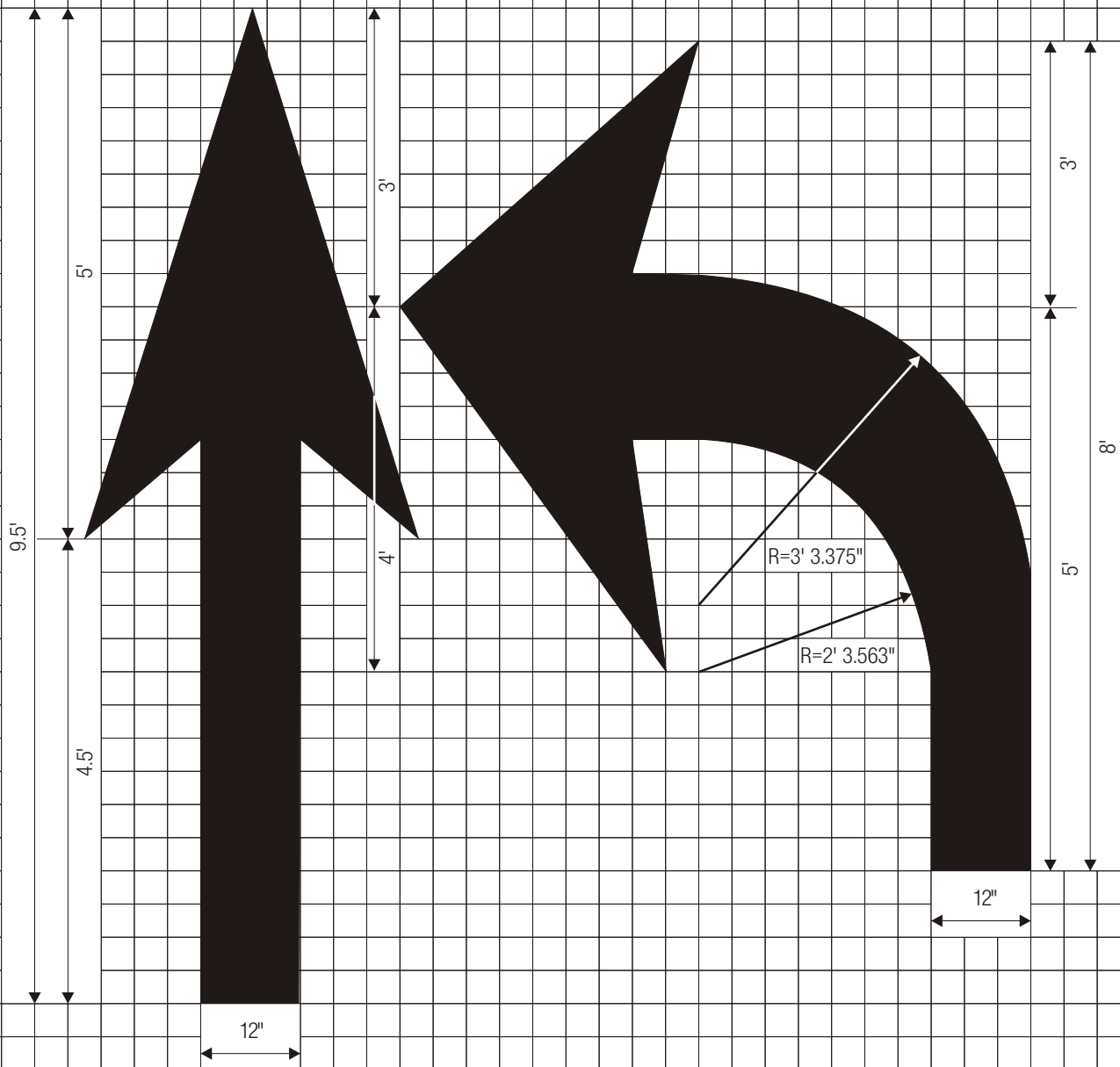
Z

3 1 2 4 5




6370

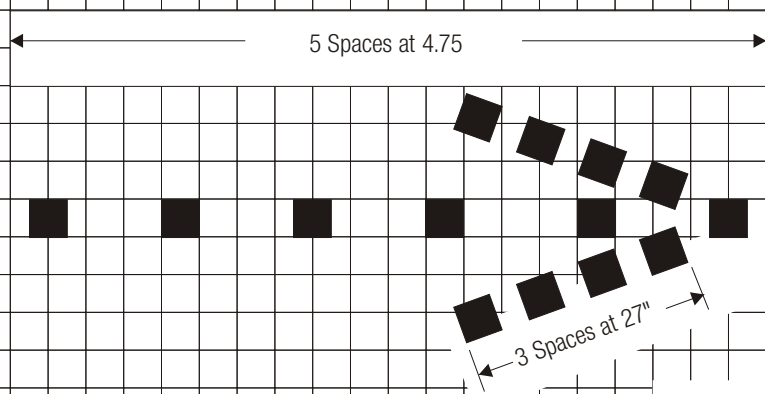
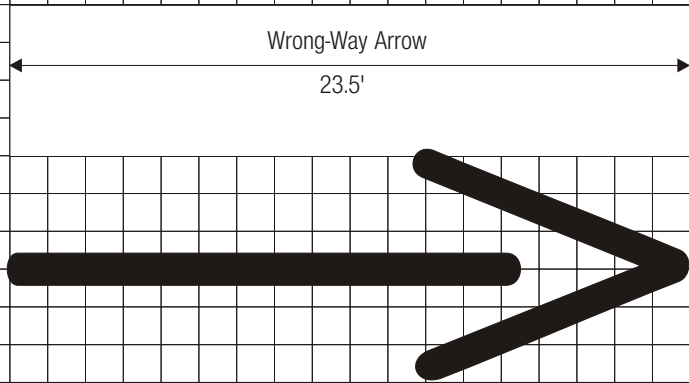




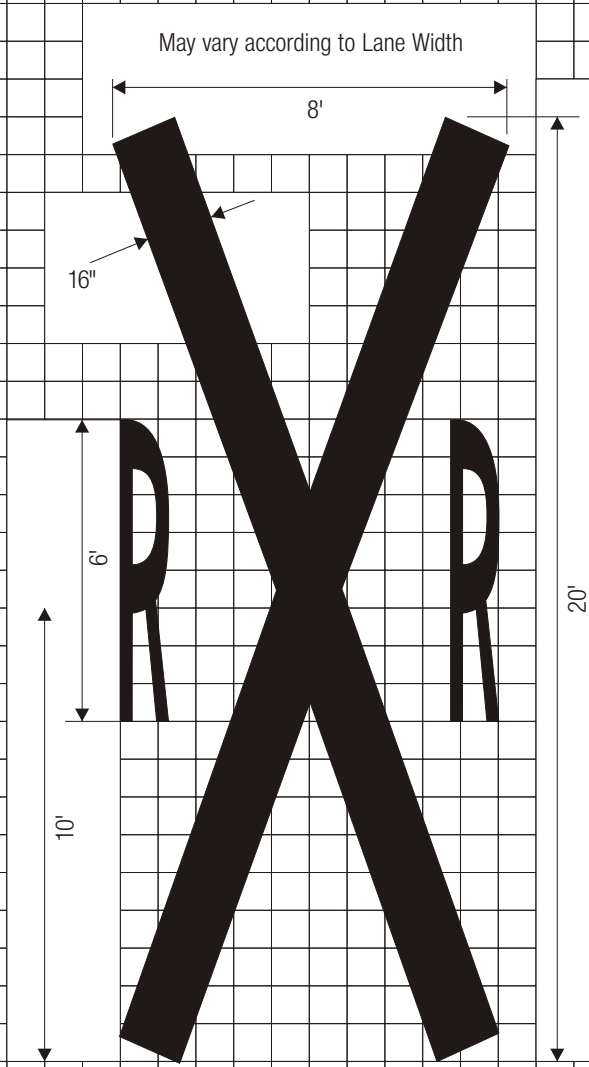


Optional Narrow Elongated Arrows



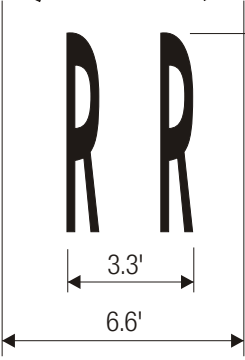



SHA SIGN SHALL NOT BE USED ALONG STATE OWNED, OPERATED AND MAINTAINED ROADWAYS.



Railroad Crossing Symbol

Highway-rail grade crossing
alternative (narrow) pavement markings



16'


20'

1.6'

23'

60'

24"




72" (1.9 m)

SHA SIGN SHALL NOT BE USED ALONG STATE OWNED, OPERATED AND MAINTAINED ROADWAYS.



44" (1.1 m)

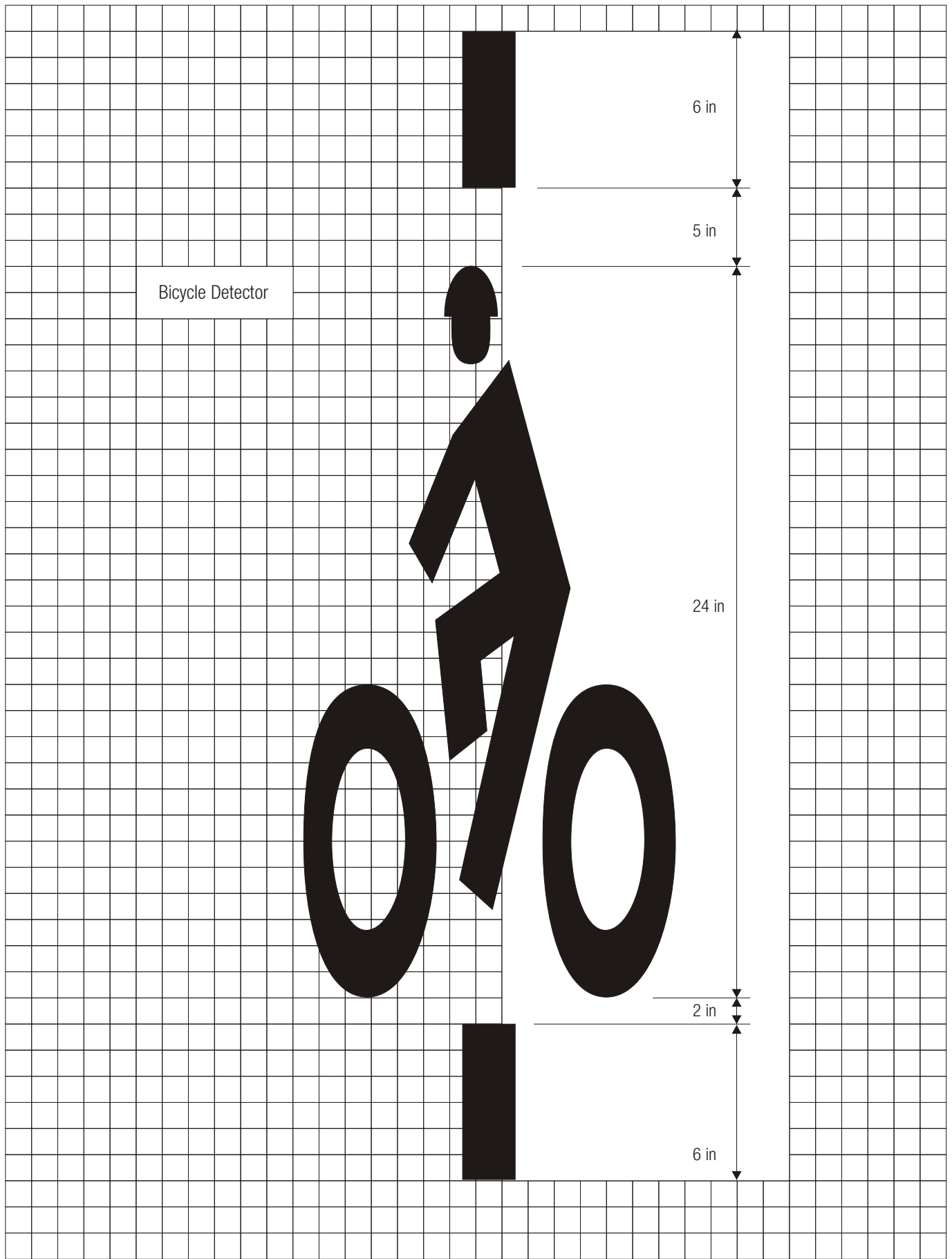


72" (1.9 m)

SHA SIGN SHALL NOT BE USED ALONG STATE OWNED, OPERATED AND MAINTAINED ROADWAYS.



44" (1.1 m)



Bicycle Detector

6 in

5 in

24 in

2 in

6 in

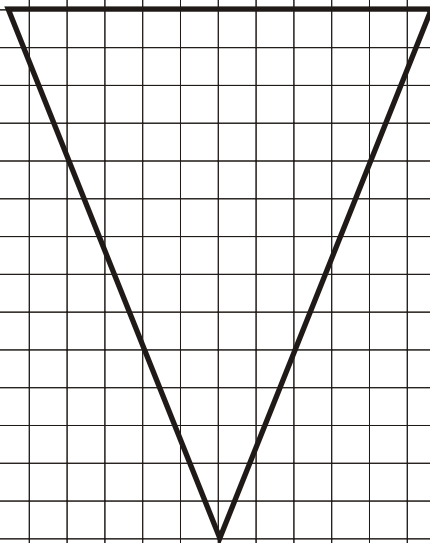
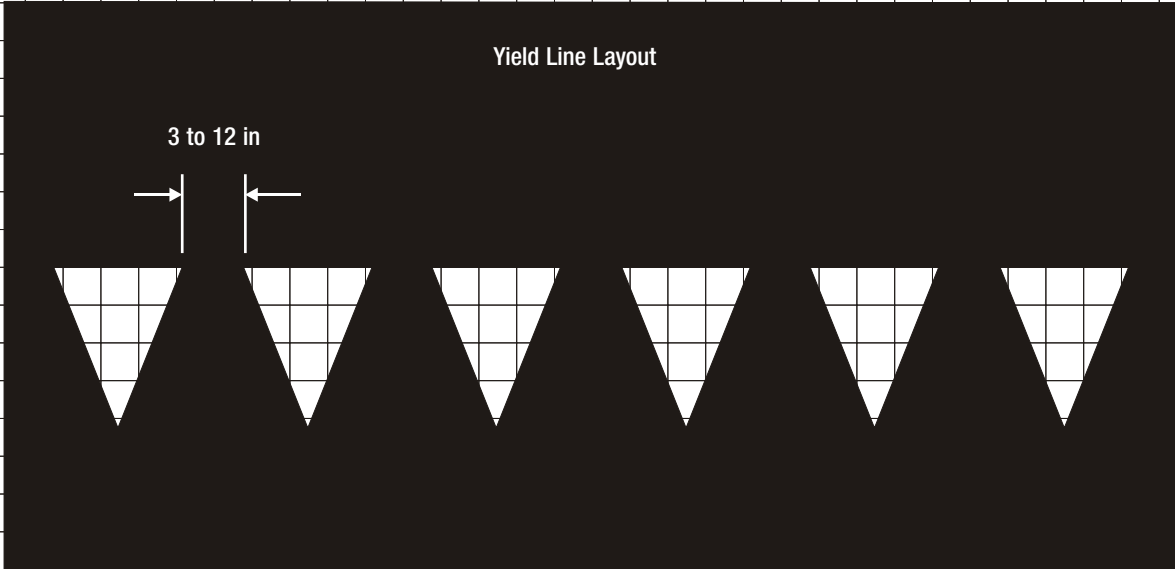
SCHOOL

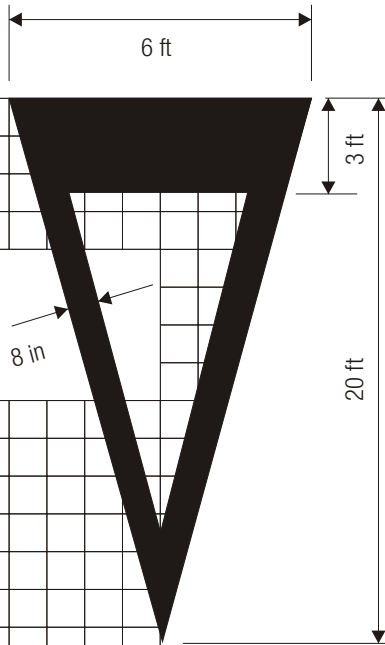
19.3'

10'

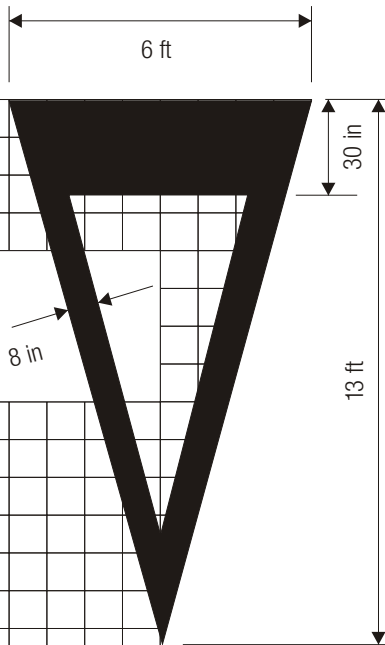
Yield Line Layout

3 to 12 in

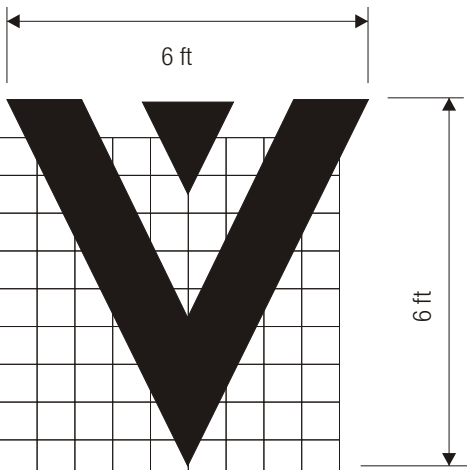




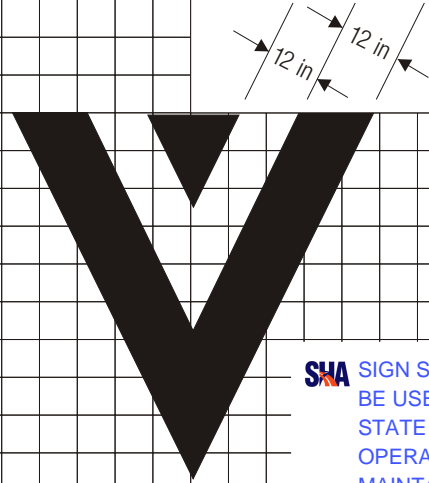
Yield Ahead Triangle



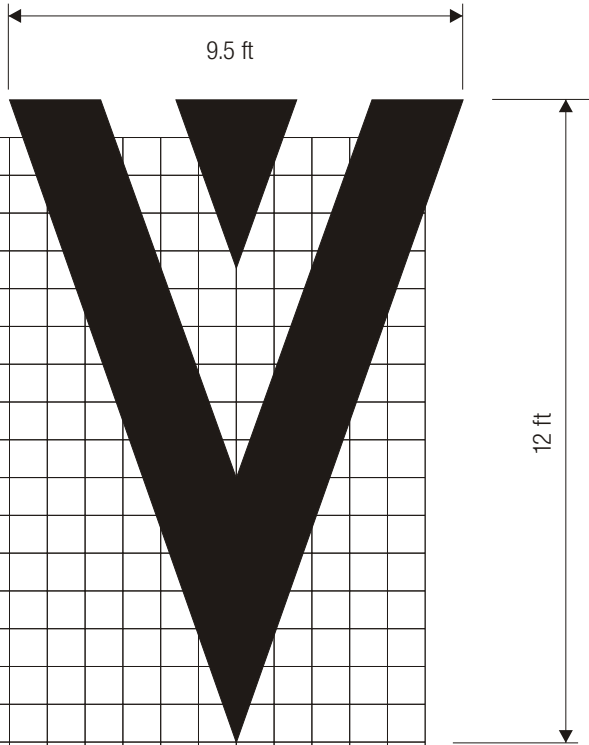
Speed Hump Markings



SHA SIGN SHALL NOT BE USED ALONG STATE OWNED, OPERATED AND MAINTAINED ROADWAYS.

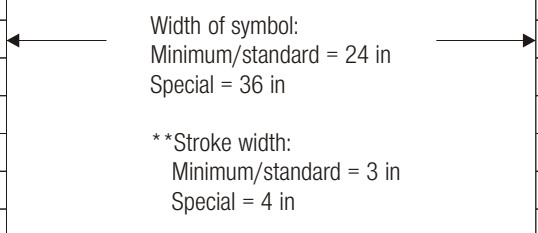
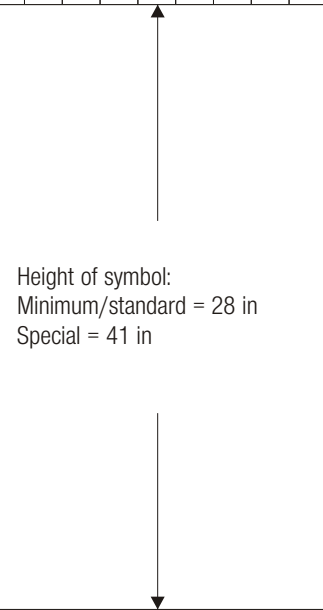




SHA SIGN SHALL NOT BE USED ALONG STATE OWNED, OPERATED AND MAINTAINED ROADWAYS.



SHA SIGN SHALL NOT BE USED ALONG STATE OWNED, OPERATED AND MAINTAINED ROADWAYS.

International Symbol of Accessibility Parking Space Marking
with Blue Background and White Border Options





Standard Alphabets Spacing Chart

Series B 2000

Measurements based on four inch (4") upper case letter height

Character	Left (inch)	Width (inch)	Right (inch)
A	.120	2.161	.120
B	.440	1.721	.200
C	.320	1.721	.320
D	.440	1.721	.320
E	.440	1.521	.200
F	.440	1.521	.120
G	.320	1.721	.320
H	.440	1.721	.440
I	.440	.520	.440
J	.120	1.761	.440
K	.440	1.761	.200
L	.440	1.521	.120
M	.440	1.961	.440
N	.440	1.721	.440
O	.320	1.841	.320
P	.440	1.721	.120
Q	.320	1.841	.320
R	.440	1.721	.200
S	.200	1.721	.200
T	.120	1.521	.120
U	.440	1.721	.440
V	.120	1.881	.120
W	.120	2.561	.120
X	.200	1.881	.200
Y	.120	2.161	.120
Z	.200	1.721	.200
a	.120	1.481	.280
b	.320	1.481	.200
c	.200	1.481	.080
d	.200	1.481	.320
e	.200	1.481	.120
f	.120	.920	.080
g	.200	1.441	.240
h	.320	1.441	.280
i	.320	.520	.320
j	0	.920	.320
k	.320	1.601	.080
l	.320	.520	.320
m	.320	2.361	.280
n	.320	1.441	.280

Character	Left (inch)	Width (inch)	Right (inch)
o	.200	1.481	.200
p	.320	1.481	.200
q	.200	1.481	.320
r	.320	1.040	.080
s	.120	1.280	.080
t	0	1.200	0
u	.280	1.441	.320
v	.080	1.721	.080
w	.080	2.241	.080
x	0	1.841	0
y	.080	1.841	.080
z	.120	1.441	.120
1	.200	.840	.440
2	.200	1.721	.200
3	.120	1.721	.200
4	.200	1.961	.320
5	.320	1.721	.200
6	.120	1.721	.320
7	.200	1.721	.320
8	.200	1.721	.200
9	.320	1.721	.200
0	.320	1.841	.320
&	.200	2.962	.120
!	.440	.520	.440
"	.440	1.561	.440
#	.320	2.521	.320
\$.200	1.721	.200
¢	.320	1.761	.320
/	0	3.963	0
aster	.320	2.081	.320
period	.320	.560	.320
comma / apos	.320	.600	.320
colon	.320	.560	.320
(.320	1.200	.200
)	.200	1.200	.320
hyphen	.120	1.240	.120
@	.320	4.000	.320
=	.120	2.241	.120
+	.120	2.241	.120
?	.200	2.081	.200

REFER TO FORWARD IN STANDARD ALPHABETS METRIC VERSION FOR NOTES ON APPLICATION OF SPACE VALUES

 SIGN SHALL NOT BE USED ALONG STATE OWNED, OPERATED AND MAINTAINED ROADWAYS.

A B C D E

F G H I J

K L M N O

P Q R S T

U V W X

Y Z a b c d

efghijk

lmnopq

rstuvw

x y z 1 2 3

4 5 6 7 8

9 0 & ! ! !

\$ ¢ /

* . , : () -

@ = + ?

Standard Alphabets Spacing Chart

Series C 2000

Measurements based on four inch (4") upper case letter height

Character	Left (inch)	Width (inch)	Right (inch)
A	.120	2.561	.120
B	.440	2.241	.240
C	.360	2.241	.360
D	.440	2.241	.360
E	.440	2.041	.240
F	.440	2.041	.120
G	.360	2.241	.360
H	.440	2.241	.440
I	.440	.560	.440
J	.120	2.041	.440
K	.440	2.241	.240
L	.440	2.041	.120
M	.440	2.642	.440
N	.440	2.241	.440
O	.360	2.361	.360
P	.440	2.241	.360
Q	.360	2.361	.360
R	.440	2.241	.240
S	.240	2.241	.240
T	.120	2.041	.120
U	.440	2.241	.440
V	.120	2.481	.120
W	.120	3.042	.120
X	.120	2.361	.120
Y	.120	2.561	.120
Z	.240	2.241	.240
a	.160	1.921	.320
b	.360	2.041	.240
c	.240	2.001	.120
d	.240	2.041	.360
e	.240	2.041	.160
f	.160	1.240	.080
g	.240	2.041	.360
h	.360	2.041	.320
i	.360	.560	.360
j	0	1.160	.360
k	.360	2.161	.080
l	.360	.560	.360
m	.360	3.362	.320
n	.360	2.041	.320

Character	Left (inch)	Width (inch)	Right (inch)
o	.240	2.041	.240
p	.360	2.041	.240
q	.240	2.041	.360
r	.360	1.321	.080
s	.160	1.681	.120
t	.040	1.441	.040
u	.320	2.041	.360
v	.080	2.361	.080
w	.080	3.762	.080
x	0	2.601	0
y	.080	2.481	.080
z	.120	1.681	.120
1	.360	.840	.440
2	.240	2.241	.240
3	.240	2.241	.240
4	.120	2.481	.360
5	.240	2.241	.240
6	.360	2.241	.360
7	.120	2.241	.360
8	.240	2.241	.240
9	.240	2.241	.240
0	.360	2.361	.360
&	.360	4.000	0
!	.440	.560	.440
"	.440	1.721	.440
#	.240	3.042	.240
\$.360	2.241	.360
¢	.240	1.961	.120
/	0	4.083	0
aster	.320	2.081	.320
period	.160	.640	.160
comma / apos	.160	.640	.160
colon	.160	.640	.160
(.360	1.200	.160
)	.160	1.200	.360
hyphen	.120	1.401	.120
@	.360	4.000	.360
=	.120	2.601	.120
+	.120	2.601	.120
?	.240	2.441	.240

A B C D

E F G H

I J K L M

N O P Q

R S T U

V W X Y

Zabc

defgh

ijklm

n o p q r

s t u v w

x y z 1 2

3 4 5 6

7 8 9 0

& ! " #

\$

¢

/

*

• , •

()

-

@

=

+

?

Standard Alphabets Spacing Chart

Series D 2000

Measurements based on four inch (4") upper case letter height

Character	Left (inch)	Width (inch)	Right (inch)
A	.120	3.402	.120
B	.480	2.723	.200
C	.400	2.723	.400
D	.480	2.723	.400
E	.480	2.481	.200
F	.480	2.481	.120
G	.400	2.723	.400
H	.480	2.723	.480
I	.480	.640	.480
J	.120	2.561	.480
K	.480	2.802	.200
L	.480	2.481	.120
M	.480	3.122	.480
N	.480	2.723	.480
O	.400	2.842	.400
P	.480	2.723	.120
Q	.400	2.842	.400
R	.480	2.723	.200
S	.200	2.723	.200
T	.120	2.481	.120
U	.480	2.723	.480
V	.120	3.042	.120
W	.120	3.562	.120
X	.200	2.723	.200
Y	.120	3.442	.120
Z	.200	2.723	.200
a	.200	2.281	.360
b	.400	2.401	.240
c	.240	2.361	.120
d	.240	2.401	.400
e	.240	2.361	.160
f	.160	1.441	.080
g	.240	2.401	.400
h	.400	2.361	.360
i	.400	.640	.400
j	0	1.321	.400
k	.400	2.561	.080
l	.400	.640	.400
m	.400	3.963	.360
n	.400	2.361	.360

Character	Left (inch)	Width (inch)	Right (inch)
o	.240	2.441	.240
p	.400	2.401	.240
q	.240	2.401	.400
r	.400	1.521	.080
s	.160	1.881	.120
t	.040	1.601	.040
u	.360	2.361	.400
v	.080	2.842	.080
w	.080	4.523	.080
x	0	3.122	0
y	.080	3.002	.080
z	.120	2.001	.120
1	.400	1.000	.480
2	.400	2.723	.400
3	.720	2.723	.400
4	.080	3.002	.480
5	.400	2.723	.400
6	.400	2.723	.400
7	.280	2.723	.280
8	.400	2.723	.400
9	.400	2.723	.400
0	.400	2.842	.400
&	.400	3.562	0
!	.480	.640	.480
"	.160	.720	.160
#	.240	3.402	.240
\$.200	2.723	.200
¢	.400	2.441	.280
/	0	4.123	0
aster	.320	2.161	.320
period	.160	.720	.160
comma / apos	.160	.720	.160
colon	.160	.720	.160
(.400	1.321	.160
)	.160	1.321	.400
hyphen	.120	1.401	.120
@	.400	4.003	.400
=	.480	1.921	.480
+	.120	2.682	.120
?	.280	2.601	.280

A B C

D E F G

H I J K

L M N

O P Q

R S T U

v w w x

Y z a b

c d e f

g h i j k

l m n o

p q r s t

U VW W

X Y Z 1

2 3 4

4 5 6

7 8 9

0 & ! !!

\$ / ¢

* , : () =

@ = + ?

Standard Alphabets Spacing Chart

Series E 2000

Measurements based on four inch (4") upper case letter height

Character	Left (inch)	Width (inch)	Right (inch)
A	.160	4.083	.160
B	.520	3.242	.280
C	.400	3.242	.400
D	.520	3.242	.400
E	.520	3.000	.280
F	.520	3.000	.160
G	.400	3.242	.400
H	.520	3.242	.520
I	.520	.720	.520
J	.160	3.042	.520
K	.520	3.322	.120
L	.520	3.000	.160
M	.520	3.762	.520
N	.520	3.242	.520
O	.400	3.362	.400
P	.520	3.242	.160
Q	.400	3.362	.400
R	.520	3.242	.280
S	.280	3.242	.280
T	.160	3.000	.160
U	.520	3.242	.520
V	.160	3.682	.160
W	.160	4.243	.160
X	.280	3.482	.280
Y	.160	4.083	.160
Z	.280	3.242	.280
a	.200	2.441	.320
b	.360	2.481	.240
c	.240	2.481	.120
d	.240	2.481	.360
e	.240	2.481	.160
f	.160	1.521	.080
g	.240	2.481	.360
h	.360	2.481	.320
i	.360	.720	.360
j	0	1.200	.360
k	.360	2.401	2.080
l	.360	.720	.360
m	.360	4.163	.320
n	.360	2.481	.320

Character	Left (inch)	Width (inch)	Right (inch)
o	.240	2.561	.240
p	.360	2.481	.240
q	.240	2.481	.360
r	.360	1.841	.080
s	.160	2.441	.120
t	.040	1.841	.040
u	.320	2.481	.360
v	.080	2.842	.080
w	.080	3.842	.080
x	0	2.922	0
y	.080	3.082	.080
z	.120	2.561	.120
1	.400	1.200	.520
2	.280	3.242	.280
3	.280	3.242	.280
4	.160	3.762	.400
5	.280	3.242	.280
6	.400	3.242	.400
7	.160	3.242	.400
8	.280	3.242	.280
9	.280	3.242	.280
0	.400	3.362	.400
&	.400	3.602	0
!	.520	.720	.520
"	.520	2.041	.520
#	.240	3.482	.240
\$.400	3.242	.400
¢	.400	2.922	.280
/	0	4.203	0
aster	.320	2.201	.320
period	.160	.720	.160
comma / apos	.160	.720	.160
colon	.160	.720	.160
(.400	1.321	.160
)	.160	1.321	.400
hyphen	.120	1.401	.120
@	.400	4.000	.400
=	.120	2.601	.120
+	.120	2.601	.120
?	.280	2.682	.280

REFER TO FORWARD IN STANDARD ALPHABETS METRIC VERSION FOR NOTES ON APPLICATION OF SPACE VALUES

A B C

D E F

G H I J

K L M

N O P

Q R S

T U V

W X Y

Z abc

d e f g h

i j k l m

n o p q

r s t u v

w x y z

1 2 3 4

5 6 7

8 9 0

& ! ! ! #

\$

/

¢

*

• , •

•

()

—

@

≡

+

?

Standard Alphabets Spacing Chart

Measurements based on four inch (4") upper case letter height

Character	Left (inch)	Width (inch)	Right (inch)
A	.160	4.043	.160
B	.560	3.242	.320
C	.400	3.242	.320
D	.560	3.242	.400
E	.560	2.962	.280
F	.560	2.962	.280
G	.400	3.242	.400
H	.560	3.242	.560
I	.560	.800	.560
J	.160	3.042	.560
K	.560	3.282	.080
L	.560	2.962	.080
M	.560	3.722	.560
N	.560	3.242	.560
O	.400	3.362	.400
P	.560	3.242	.160
Q	.400	3.362	.400
R	.560	3.242	.280
S	.440	3.242	.440
T	.160	2.962	.160
U	.560	3.242	.560
V	.160	3.682	.160
W	.160	4.243	.160
X	.280	3.482	.280
Y	.160	4.043	.160
Z	.280	3.242	.280
a	.440	2.642	.800
b	.800	2.642	.440
c	.440	2.642	.440
d	.440	2.642	.800
e	.440	2.642	.440
f	.400	1.681	.440
g	.440	2.642	.800
h	.800	2.642	.800
i	.800	.800	.800
j	.080	1.481	.800
k	.800	2.642	.440
l	.800	.800	.800
m	.800	4.403	.800
n	.800	2.642	.800

Series E Modified 2000

Character	Left (inch)	Width (inch)	Right (inch)
o	.440	2.722	.440
p	.800	2.642	.440
q	.440	2.642	.800
r	.800	2.000	.160
s	.360	2.642	.440
t	.360	2.081	.480
u	.800	2.642	.800
v	.360	3.082	.360
w	.360	4.083	.360
x	.440	3.202	.440
y	.360	3.402	.360
z	.480	2.722	.480
1	.480	1.200	.560
2	.440	3.242	.440
3	.120	3.242	.400
4	.120	3.722	.560
5	.440	3.242	.440
6	.400	3.242	.400
7	.240	3.242	.400
8	.400	3.242	.400
9	.400	3.242	.400
0	.400	3.362	.400
&	.400	3.602	.400
!	.560	.800	.560
"	.560	2.281	.560
#	.400	3.522	.400
\$.440	3.242	.440
¢	.400	2.682	.280
/	0	4.283	0
aster	.320	2.241	.320
period	.160	.800	.160
comma / apos	.160	.800	.160
colon	.160	.800	.160
(.400	1.521	.160
)	.160	1.521	.400
hyphen	.120	1.401	.120
@	.400	4.043	.400
=	.120	2.601	.120
+	.120	2.601	.120
?	.280	2.762	.280

REFER TO FORWARD IN STANDARD ALPHABETS METRIC VERSION FOR NOTES ON APPLICATION OF SPACE VALUES

 SIGN SHALL NOT BE USED ALONG STATE OWNED, OPERATED AND MAINTAINED ROADWAYS.

A B C

D E F

G H I

J K L

M N O

P Q R

S T U

V W X

Y Z a

b c d

e f g

h i j k

l m n

o p q

r s t u

v w w x

y z 1

2 3 4

5

6

7

8

9

0

&

!

!

!

#

\$

/

¢

*

., :

•

()

=

@

≡

+

?

Standard Alphabets Spacing Chart

Series F 2000

Measurements based on four inch (4") upper case letter height

Character	Left (inch)	Width (inch)	Right (inch)
A	.160	4.563	.160
B	.560	3.762	.400
C	.400	3.762	.280
D	.560	3.762	.400
E	.560	3.242	.400
F	.560	3.242	.400
G	.400	3.762	.400
H	.560	3.762	.560
I	.560	.760	.560
J	.160	3.322	.560
K	.560	3.762	.160
L	.560	3.442	.160
M	.560	4.323	.560
N	.560	3.762	.560
O	.400	4.203	.400
P	.560	3.762	.400
Q	.560	4.203	.400
R	.560	3.762	.400
S	.400	3.762	.400
T	.160	3.442	.160
U	.560	3.762	.560
V	.160	4.203	.160
W	.160	4.683	.160
X	.160	4.083	.160
Y	.160	4.563	.160
Z	.280	3.762	.280
a	.320	3.042	.480
b	.480	3.162	.320
c	.320	2.802	.200
d	.320	3.162	.480
e	.320	3.202	.320
f	.120	1.721	.120
g	.320	3.000	.480
h	.480	2.962	.480
i	.480	.760	.480
j	.040	1.240	.480
k	.480	2.802	.120
l	.480	.760	.480
m	.480	4.723	.480
n	.480	2.962	.480

Character	Left (inch)	Width (inch)	Right (inch)
o	.320	3.202	.320
p	.480	3.162	.320
q	.320	3.162	.480
r	.480	2.000	.120
s	.280	2.922	.280
t	.120	1.921	.160
u	.480	2.962	.480
v	.080	3.362	.080
w	.080	4.603	.080
x	.080	3.522	.080
y	.080	3.682	.080
z	.200	3.042	.200
1	.560	1.321	.560
2	.400	3.762	.400
3	.400	3.762	.400
4	.160	4.083	.560
5	.400	3.762	.400
6	.400	3.762	.400
7	.160	3.762	.160
8	.400	3.762	.400
9	.400	3.762	.400
0	.400	3.882	.400
&	.560	4.603	.160
!	.560	.760	.560
"	.560	2.000	.560
#	.080	3.522	.080
\$.400	3.762	.400
¢	.320	3.000	.200
/	0	4.283	0
aster	.280	2.241	.280
period	.280	.760	.280
comma / apos	.280	.760	.280
colon	.280	.760	.280
(.400	1.361	.120
)	.120	1.361	.400
hyphen	.160	1.401	.160
@	.400	4.000	.400
=	.160	2.601	.160
+	.160	2.601	.160
?	.400	3.362	.400

REFER TO FORWARD IN STANDARD ALPHABETS METRIC VERSION FOR NOTES ON APPLICATION OF SPACE VALUES

A B C

D E F

G H I

J K L

M N

O P Q

R S T

U V W

X Y Z

a b c

d e f g

h i j k l

m n o

p q r s

t u v

w x y

z 1 2

3 4 5

6

7

8

9

0






&

!

W

#

\$



STANDARD ALPHABETS FOR TRAFFIC CONTROL DEVICES

INTRODUCTION

The Standard Alphabets for Traffic Control Devices were prepared by the Federal Highway Administration for signing and marking all streets, highways, bike routes, trails and other by-ways open to public travel.

The alphabets were first adopted nationwide some time in the late 1940's and early 1950's after completion of studies by the California Department of Transportation. A modified version of the Gothic style alphabet was adopted having an openness in the rounded shaped characters. This modification provided better legibility and readability for traffic control devices. These alphabets contained dimensions for each letter (A, B, C, etc.) and a table that permitted several sizes to be drawn mechanically to scale for upper case series A through F.

In 1966, the Federal Highway Administration reprinted the Standard Alphabets For Traffic Control Devices. This edition contained upper case series B, C, D, E, E Modified, Lower case E Modified and F (series A was deleted from this edition). These Alphabets were placed on 1/4 inch grids which eliminated the need for the previous tables of dimensions. However, the 1966 edition did contain six tables for character widths and spacings for upper case letters and numerals. A simplified spacing chart also was included for E Modified characters. In 1977, the Federal Highway Administration issued a metric edition of the 1966 Standard Highway Alphabets in upper case Series B, C, D, E, E Modified, F and Lower case E Modified. The 1977 edition also contained the design standards for alphabets, numerals and symbols to be placed on roadway pavements. These alphabets were placed on five millimeter grids for ease of use.

The 1977 edition also contained spacing charts for all alphabets and numerals which specified exact letter to letter distances to be used when constructing words or legends. Depending upon the letter to

letter combination a different dimension was prescribed. In concept this approach is correct; however, it makes this method useable with only the more sophisticated signmaking software programs, because the myriad of unique spacing values can only be reproduced through the use of kerning pairs. Typically, CAD software applications are not typographically sophisticated enough to handle kerning information. Unfortunately, this limits the use for the 1966 and 1977 alphabets.

This edition of the Standard Alphabets For Traffic Control Devices contains a complete functional specification for designing standard highway alphabets. Much work has gone into updating the alphabets. Particular attention has been paid to make them adaptable to a broader range of equipment and software application tools in use within engineering departments and sign fabrication facilities in the transportation industry.

OVERVIEW OF THE ALPHABET SPACING

Spacing for the 1966 and 1977 alphabets was developed a long time before computers and plotters would be used to design and fabricate traffic control signs. Letter spacing in particular reflects this because the method applied is better suited to manual layout when using die stamp equipment and silk screen printing.

Generally, a variety of different space values are reserved for each letter of the alphabet. These space values are applied depending upon a particular letter to letter occurrence. This method is acceptable when a sign is being manually laid out, letter by letter and measurements are being made with a scale along a drawn baseline.

In an attempt to simplify this system the FHWA implemented a procedure which converted the spacing values into a limited number of codes (see Figure 1). While this has helped the situation, it continues to have drawbacks because more than one spacing value is required for each and every letter of the alphabet.

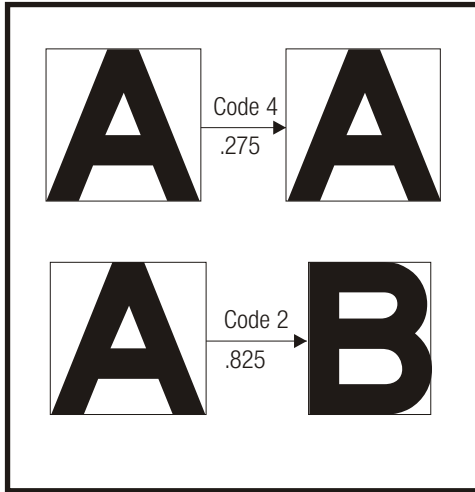


Figure 1.

UNDERSTANDING INDUSTRY SPECIFICATIONS

Current software industry specifications for TrueType¹ and PostScript² format fonts assumes that every character will be positioned within a bounding box and the bounding box will be assigned a fixed value (see Figure 2). Within the bounding box, each character will have some amount of "white space" to its left, right, top and bottom. This allows software to place bounding boxes side by side, top to bottom, or line by line without needing to worry about the shape and size of the character or object (see Figure 3).



Figure 2.

Line space is controlled by a separate function in most software and is normally added in an increment of measure specified by the user. What's important to know about line space is a correctly designed font will have some amount of line space built into it to prevent succeeding lines of characters from crashing into one another.

¹TrueType refers to Microsoft's industry standard font format description and specification.

²PostScript refers to Adobe's industry standard font format description and specification.

UPDATING THE STANDARD ALPHABETS

In this Edition, a new specification for using the Standard Alphabets For Traffic Control Devices is presented. The new specification will make the alphabets adaptable to current industry software requirements. It is important to note that every effort has been made to maintain the same properties of the existing 1966 and 1977 Standard Alphabets. A uniform stroke width has been adopted for all letters and numerals. Following is the specific criteria that was used to prepare this edition of the Standard Highway Alphabets For Traffic Control Devices.

Criteria

1. Develop a method of spacing that will work for both English and metric measure.
2. Retain the letterforms basic shape, stroke weight and proportion. Make slight changes where necessary to ensure

consistency of stroke weight and optical balance from letter to letter.

3. Maintain overall existing spacing of Standard Alphabets to ensure an easy transition in the field as it relates to the design and fabrication of new signs.



Figure 3.

4. Develop spacing that will be proportionally scalable and based upon an upper case letter height of 4" (100 mm). This will eradicate the need for complicated spacing charts and codes which are based upon discreet letter heights.
5. Standardize the inter-character spacing by applying space to both the right and left side of each letter. The objective is to create an industry standard specification that will make the Standard Alphabets For Traffic Control Devices adaptable to a broad range of software applications commonly used in engineering departments and sign shops for standard highway sign design and production.
6. Add drawings of lowercase letters to all Standard Alphabets.

In order to proceed, first a departure from the code based spacing system is necessary. A careful redistribution of white space must be applied with emphasis on maintaining the existing spacial relationships of the 1966 and 1977 Alphabets.

For each letter there are basically three classes of relationships with respect to spacing. These classes are determined largely by the simple geometric form that best describes their shape. For example; first, the letters B, D, E, F, H, I, K, L, M, N, P, R and to a great extent U all share one common characteristic. They have one or more straight

vertical stems that makes up their design. Also, they can be thought of as rectangular in shape. Second; the letters C, G, O and Q are obviously round and third, the letters A, V, T, W, Y are triangular in nature.

The goal in letter spacing is to develop an ideal negative (white) space for each class of letter. When these letters are then juxtaposed, the white space between them balances with the white within them to create an optically even (balanced) tone or flow. This produces optimum readability and good legibility.

The spacing tables listed in the Series E(M) 1966 Standard Alphabet specification shows the distance from the uppercase H to other similar letters (B, D, E, F, H, I, K, L, M, N, P, R, U) in its class to be 1.025" (at a letter height of 4"). In order to obtain a proper left and right margin, or white space, it is necessary to first optically establish the "ideal" stem to stem relationship. In this case a slight adjustment was made resulting in a value of 1.12". This measure is then divided in half and applied to every character that has a straight vertical stem. This will ensure that the distance between these letter combinations will remain consistent.

The round letters are treated basically the same way. The Series E(M) 1966 Standard Alphabet specification shows the distance from the uppercase O to other similar letters (C, G, O, Q) in its class to be .825" (at a letter height of 4"). To keep the conversion simple and orderly the value is ad-

justed as previously discussed then divided. The result is a value of .4" of space which is applied to the side of every letter having this round characteristic. With these two basic values established for the two most symmetrical letters in the alphabet space values can be built for the remainder of letters in these classes. For example, the letter D will receive a left margin of .560" because it is a vertical stem, while the right margin will receive a space of .4". The width of the letter is 3.242, therefore the total value is (.560+3.242+.4) 4.2" (see Figure 4).

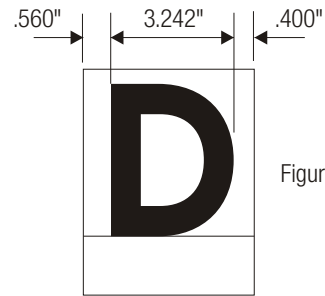


Figure 4.

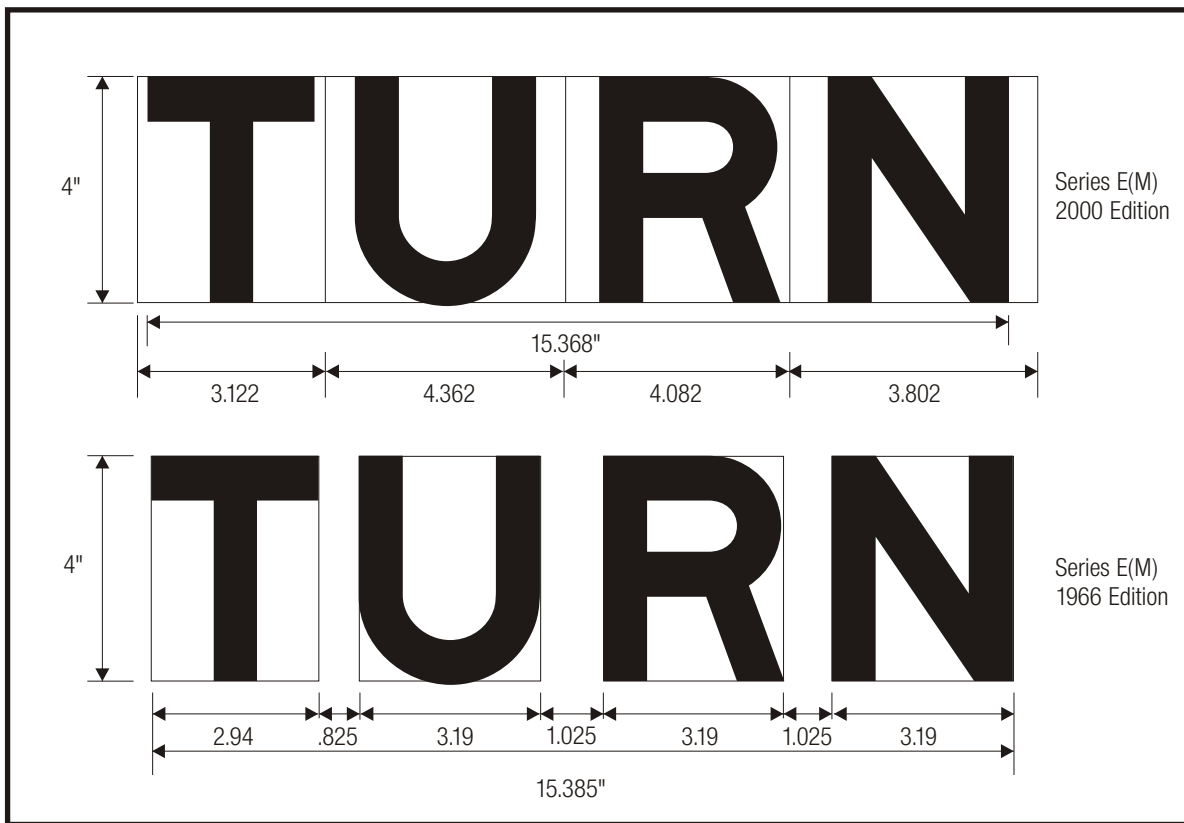


Figure 5.

By dissecting and distributing the space values as described it is possible to redistribute the white space and assign each character its own unique space value. The net result when the letters are set in succession will be of lines, or legends having a

very close length to those created using the 1966, 1977 Standard Alphabet specification (see Figure 5). An additional advantage to using this method of spacing is it provides a more even flow of black to white shapes which helps increase readability.

THE ALPHABETS

The spacing tables on the following pages show the actual width of each letter (in inches), along with the space to the left and to the right of each letter. All dimensions are based upon an upper case letter height of 4" (100 mm). The lower case letter height is 2.9" from the baseline. The height of the round (or loop) letter height is 3" (see Figure 6). Round or loop letters extend slightly below the baseline and above the x-height of both upper and lower case letters.

Alternate sizes are proportional (scalable) and can be obtained by simply enlarging or reducing the upper case letter (along with its associated width and space) to the desired dimension.

All letters are laid out on a grid and spaced flush left to illustrate both upper case and lower case letter height relationships, along with the correct inter-character spacing. In order to illustrate these aspects all alphabets are shown at a upper case letter height of 2".

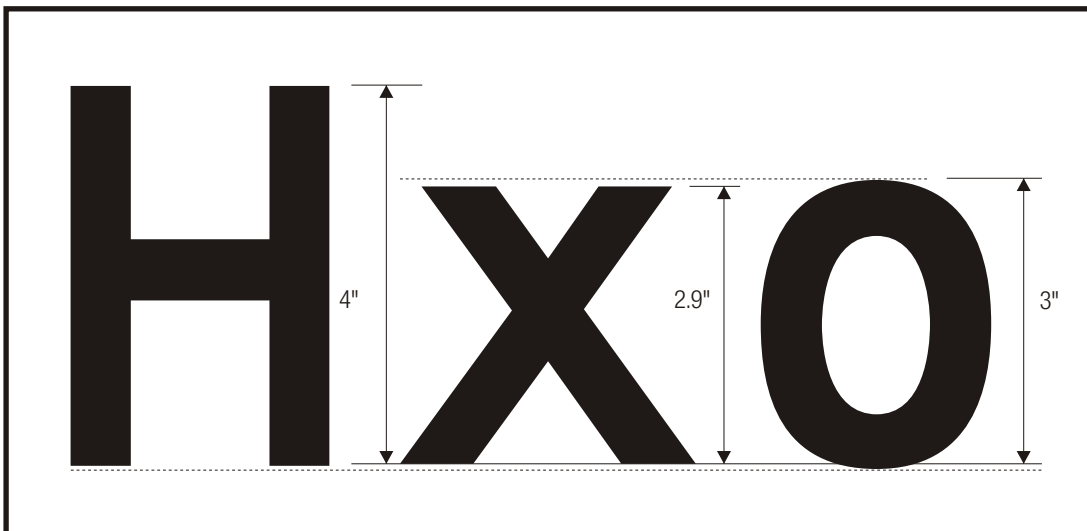


Figure 6.