

500 FT ^{|F|} _A

1000 FT ^{|G|} _B

1 MILE ^{|H|} _C _A

1/2 MILE ^{|J|} _D _E

1500 FT ^{|K|} _B

AHEAD _A

NOTE: "C" LETTERS MAY BE SUBSTITUTED FOR "D" LETTERS ONLY WHEN "D" LETTERS DO NOT FIT.

* SPACING REDUCED BY 40%
 ** SPACING REDUCED BY 50%

DIMENSIONS (INCHES)									
A	B	C	D	E	F	G	H	J	K
5C	5C*	7.5C	7.5C**	5C**	1.79	2.7	1.83	1.6	2.86
6C	6C*	9C	9C**	6C**	1.95	3.24	2.15	1.9	3.43
7C	7C*	10.5C	10.5C**	7C**	2.11	3.78	2.46	2.2	4
8C	8C*	12C	12C**	8C**	2.51	4.32	2.78	2.4	4.57
--	--	--	13.5C**	9C**	--	--	--	2.6	--
4D	4D*	6D	6D**	4D**	1.56	1.45	1.69	1.5	1.57
5D	5D*	7.5D	7.5D**	5D**	2.01	2.81	3.14	1.8	2.97
6D	6D*	9D	9D**	6D**	2.34	2.17	4.6	2	2.36
7D	7D*	10.5D	10.5D**	7D**	2.79	2.53	3.93	2.2	2.75
8D	8D*	12D	12D**	8D**	3.12	2.89	3.38	2.4	3.15
9D	9D*	13.5D	13.5**	9D**	4.45	4.13	4.46	2.6	4.42
10D	10D*	15D	15D**	10D**	6.52	6.12	6.29	2.8	6.43

REFERENCES

MdMUTCD SECTION - NONE

COLORS

LEGEND - BLACK

APPROVED Tom Hicks (signature on file)
 DIRECTOR - OFFICE OF TRAFFIC AND SAFETY

Maryland Department of Transportation
STATE HIGHWAY ADMINISTRATION
 MARYLAND STANDARD HIGHWAY SIGNS



APPROVAL • SHA REVISIONS	APPROVAL • FEDERAL HIGHWAY ADMINISTRATION
APPROVAL 03/02/2009	APPROVAL
REVISED	REVISED
REVISED	REVISED
REVISED	REVISED

DISTANCE DETAILS

SIGN NUMBER

DISTANCE DETAILS



SIGN SIZE	DIMENSIONS (INCHES)							
	A	B	C	D	E	F	G	H
STD	60	48	1-1/4	8-1/2	12E	9	10E	3

REFERENCES

MdMUTCD SECTION - 6F.28, 6F.50

COLORS

LEGEND - WHITE

BACKGROUND - GREEN

APPROVED Tom Hicks (signature on file)
DIRECTOR - OFFICE OF TRAFFIC AND SAFETY

Maryland Department of Transportation
STATE HIGHWAY ADMINISTRATION
MARYLAND STANDARD HIGHWAY SIGNS



APPROVAL • SHA REVISIONS	APPROVAL • FEDERAL HIGHWAY ADMINISTRATION
APPROVAL 03/02/2009	APPROVAL
REVISED	REVISED
REVISED	REVISED
REVISED	REVISED

EXIT AHEAD

SIGN NUMBER

E5-2(1)



SIGN SIZE	DIMENSIONS (INCHES)								
	A	B	C	D	E	F	G	H	J
STD	60	48	3/4	1-1/4	8-1/2	12E	9	10D	3

REFERENCES

MdMUTCD SECTION - 6F.28, 6F.50

COLORS

LEGEND - BLACK

BACKGROUND - FLUORESCENT ORANGE

APPROVED Tom Hicks (signature on file)
DIRECTOR - OFFICE OF TRAFFIC AND SAFETY

Maryland Department of Transportation
STATE HIGHWAY ADMINISTRATION
MARYLAND STANDARD HIGHWAY SIGNS

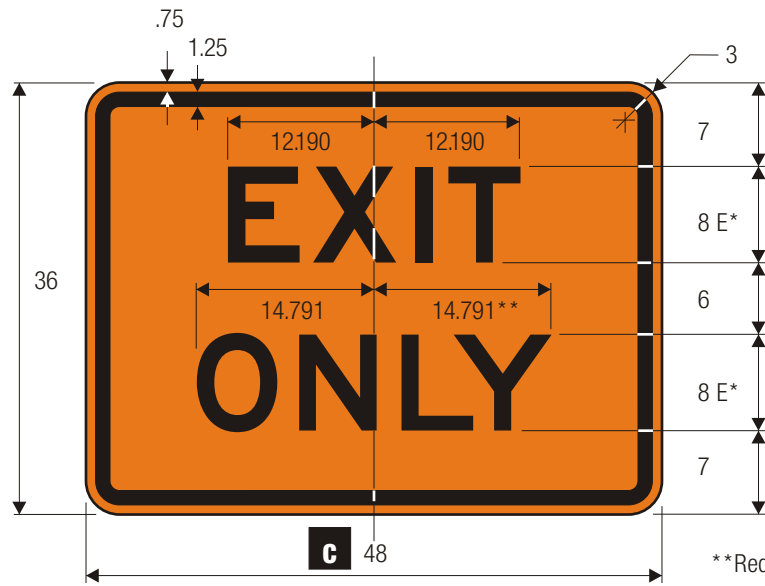


APPROVAL • SHA REVISIONS	APPROVAL • FEDERAL HIGHWAY ADMINISTRATION
APPROVAL 03/02/2009	APPROVAL
REVISED	REVISED
REVISED	REVISED
REVISED	REVISED

EXIT CLOSED

SIGN NUMBER

E5-2a(1)



SHA

SIGN SHALL NOT BE USED ALONG STATE OWNED, OPERATED AND MAINTAINED ROADWAYS.

**Reduce spacing to fit.

*Series 2000 Standard Alphabets.

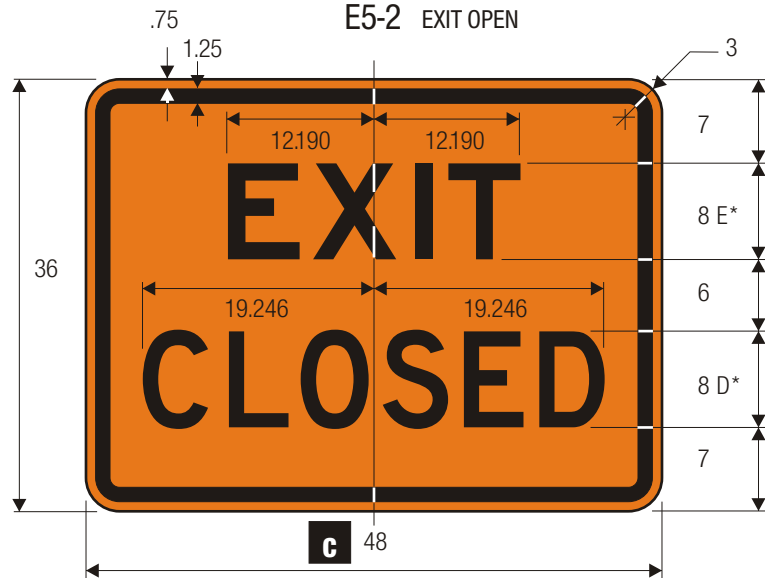
E5-3 EXIT ONLY



SHA

SIGN SHALL NOT BE USED ALONG STATE OWNED, OPERATED AND MAINTAINED ROADWAYS.

E5-2 EXIT OPEN



SHA


SIGN SHALL NOT BE USED ALONG STATE OWNED, OPERATED AND MAINTAINED ROADWAYS.

E5-2a EXIT CLOSED

TTC SIGN COLORS:

LEGEND — BLACK

BACKGROUND— ORANGE (RETROREFLECTIVE)



NOTES:

1. ALL MESSAGES SHALL BE APPROVED BY ADE-TRAFFIC.
2. FOR SYMBOL DESIGN REFER TO G2-1(1)GRID IN APPENDIX-GRID SECTION.
3. FOR ROUTE SHIELD DIMENSIONS AND DETAILS REFER TO MI-1, MI-4, MI-4(1), AND MI-5(1).

- * REFER TO MARYLAND BOOK OF STANDARDS FOR HIGHWAY AND INCIDENTAL STRUCTURES FOR ALTERNATE WORK AREA MESSAGE
- ** REFER TO MARYLAND BOOK OF STANDARDS FOR HIGHWAY AND INCIDENTAL STRUCTURES FOR ALTERNATE WORK DESCRIPTION MESSAGE
- *** REFER TO MARYLAND BOOK OF STANDARDS FOR HIGHWAY AND INCIDENTAL STRUCTURES FOR ALTERNATE SAFETY MESSAGE
- **** REFER TO G2-1(5) SIGN DETAIL FOR PENNANT DIMENSIONS AND GUIDELINES FOR USING PENNANT IN THIS DETAIL.

SIGN SIZE	DIMENSIONS (INCHES)																
	A	B	C	D	E	F	G	H	J	K	L	M	N	P	Q	R	S
STD	132	96	2	12	54	8	6C	5	7	6	4	43	24	26-12	16	84	9

REFERENCES

MdMUTCD SECTION - 6F.50

COLORS

LEGEND

TOP - BLACK
 MIDDLE - WHITE
 BOTTOM - BLACK

BACKGROUND

TOP - WHITE
 MIDDLE - BLUE
 BOTTOM - FLUORESCENT ORANGE

APPROVED Tom Hicks (signature on file)
 DIRECTOR - OFFICE OF TRAFFIC AND SAFETY



APPROVAL • SHA REVISIONS	APPROVAL • FEDERAL HIGHWAY ADMINISTRATION
APPROVAL 03/02/2009	APPROVAL
REVISED	REVISED
REVISED	REVISED
REVISED	REVISED

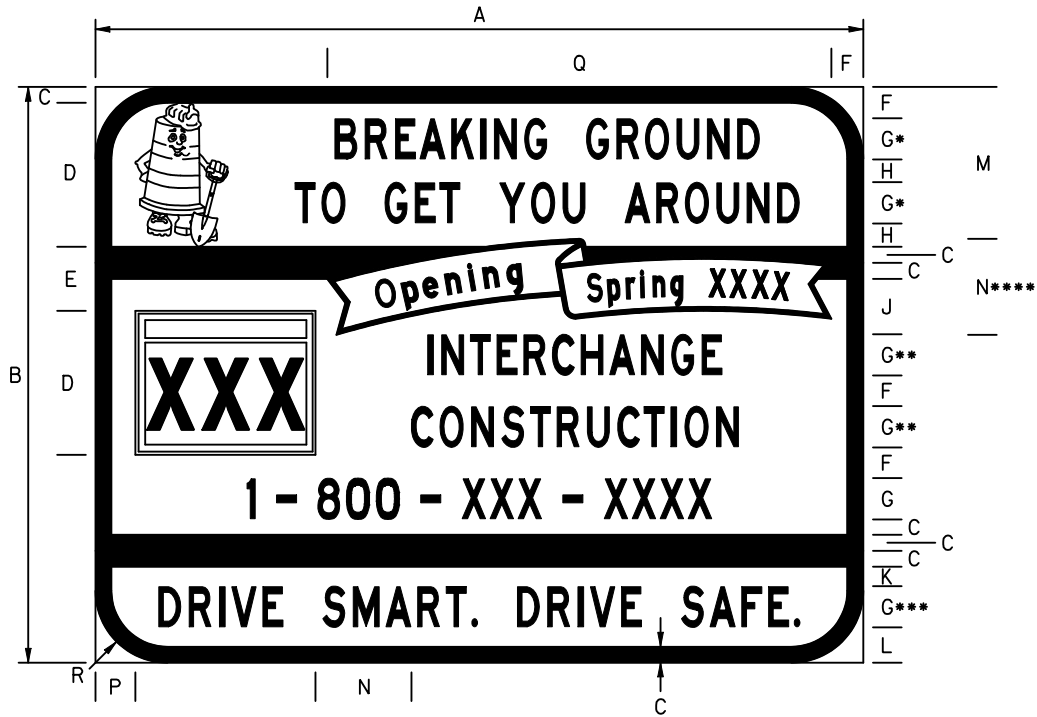
**Maryland Department of Transportation
 STATE HIGHWAY ADMINISTRATION**

MARYLAND STANDARD HIGHWAY SIGNS

**HAT AND SHOVEL -
 GREATER THAN 40 MPH**

SIGN NUMBER

G2-1(1)



NOTES:

1. ALL MESSAGES SHALL BE APPROVED BY ADE-TRAFFIC.
2. FOR SYMBOL DESIGN REFER TO G2-1(1) GRID IN APPENDIX-GRID SECTION.
3. FOR ROUTE SHIELD DIMENSIONS AND DETAILS REFER TO MI-1, MI-4, MI-4(1), AND MI-5(1).

- * REFER TO MARYLAND BOOK OF STANDARDS FOR HIGHWAY AND INCIDENTAL STRUCTURES FOR ALTERNATE WORK AREA MESSAGE
- ** REFER TO MARYLAND BOOK OF STANDARDS FOR HIGHWAY AND INCIDENTAL STRUCTURES FOR ALTERNATE WORK DESCRIPTION MESSAGE
- *** REFER TO MARYLAND BOOK OF STANDARDS FOR HIGHWAY AND INCIDENTAL STRUCTURES FOR ALTERNATE SAFETY MESSAGE
- **** REFER TO G2-1(5) SIGN DETAIL FOR PENNANT DIMENSIONS AND GUIDELINES FOR USING PENNANT IN THIS DETAIL.

SIGN SIZE	DIMENSIONS (INCHES)															
	A	B	C	D	E	F	G	H	J	K	L	M	N	P	Q	R
STD	96	72	2	18	8	4	5C	3	7	2-1/2	4-1/2	19	12	5	63	9

REFERENCES

MdMUTCD SECTION - 6F.50

COLORS

LEGEND

TOP - BLUE
 MIDDLE - WHITE
 BOTTOM - BLACK

BACKGROUND

TOP - WHITE
 MIDDLE - BLUE
 BOTTOM - FLUORESCENT ORANGE

APPROVED Tom Hicks (signature on file)
 DIRECTOR - OFFICE OF TRAFFIC AND SAFETY

Maryland Department of Transportation
STATE HIGHWAY ADMINISTRATION
 MARYLAND STANDARD HIGHWAY SIGNS



APPROVAL • SHA REVISIONS	APPROVAL • FEDERAL HIGHWAY ADMINISTRATION
APPROVAL 03/02/2009	APPROVAL
REVISED	REVISED
REVISED	REVISED
REVISED	REVISED

HAT AND SHOVEL -
LESS THAN OR EQUAL TO 40 MPH

SIGN NUMBER

G2-1(2)



NOTES:

1. ALL MESSAGES SHALL BE APPROVED BY ADE-TRAFFIC.
2. FOR SYMBOL DESIGN REFER TO G2-1(I)GRID IN APPENDIX-GRID SECTION.
3. FOR ROUTE SHIELD DIMENSIONS AND DETAILS REFER TO MI-1, MI-4, MI-4(I), AND MI-5(I).

* 3.75 INCHES IS HEIGHT OF LOWER CASE LETTERS. ALL LETTERS SHALL BE LOWER CASE, AS SHOWN IN DETAIL

SIGN SIZE	DIMENSIONS (INCHES)						
	A	B	C	D	E	F	G
STD	60	1-1/4	4	5C	3	3-3/4	24

SIGN SIZE	DIMENSIONS (INCHES)						
	H	J	K	L	M	N	P
STD	2	2-7/8	3.75C	4-1/8	23-3/4	18	6

REFERENCES

MdMUTCD SECTION - 6F.50

COLORS

LEGEND

TOP - BLACK
 BOTTOM - WHITE

BACKGROUND

TOP - WHITE
 BOTTOM - BLUE

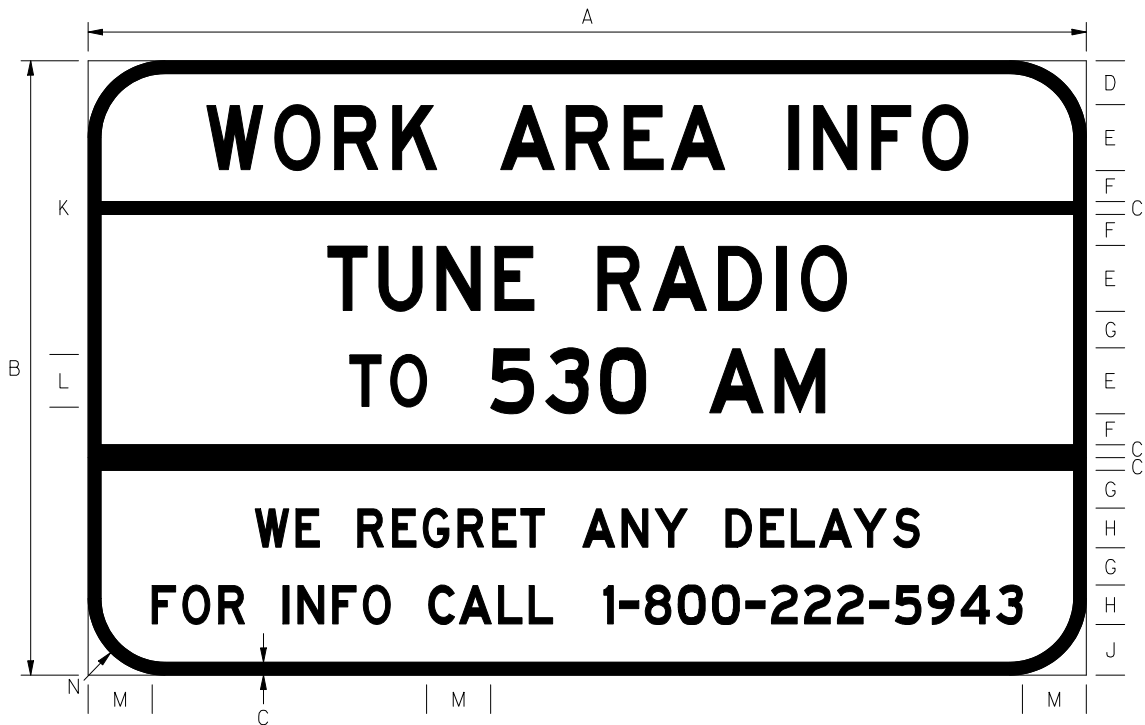
APPROVED Tom Hicks (signature on file)
 DIRECTOR - OFFICE OF TRAFFIC AND SAFETY

	APPROVAL • SHA REVISIONS	APPROVAL • FEDERAL HIGHWAY ADMINISTRATION
	APPROVAL 03/02/2009	APPROVAL
	REVISED	REVISED
	REVISED	REVISED
	REVISED	REVISED

Maryland Department of Transportation
STATE HIGHWAY ADMINISTRATION
 MARYLAND STANDARD HIGHWAY SIGNS
HAT AND SHOVEL - WORK ZONE EXIT SIGN

SIGN NUMBER

G2-1(3)



SIGN SIZE	DIMENSIONS (INCHES)												
	A	B	C	D	E	F	G	H	J	K	L	M	N
STD	156	96	2	7	100	5	6	60	8	46	80	10	12

REFERENCES

MdMUTCD SECTION - 6F.50

COLORS

LEGEND

TOP - BLACK
MIDDLE - BLACK
BOTTOM - WHITE

BACKGROUND

TOP - FLUORESCENT ORANGE
MIDDLE - WHITE
BOTTOM - BLUE

APPROVED Tom Hicks (signature on file)
DIRECTOR - OFFICE OF TRAFFIC AND SAFETY



APPROVAL • SHA REVISIONS	APPROVAL • FEDERAL HIGHWAY ADMINISTRATION
APPROVAL 03/02/2009	APPROVAL
REVISED	REVISED
REVISED	REVISED
REVISED	REVISED

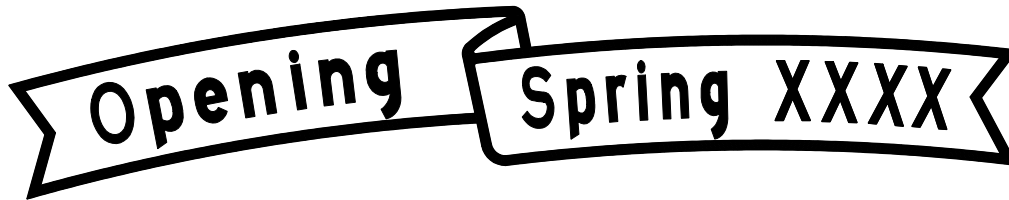
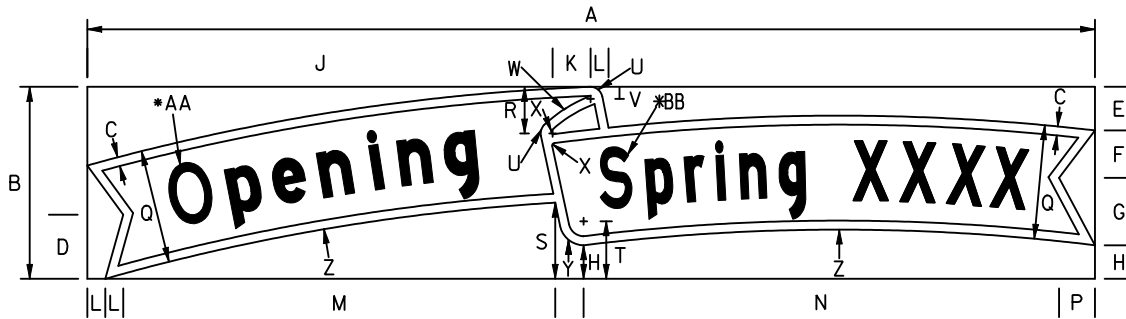
**Maryland Department of Transportation
STATE HIGHWAY ADMINISTRATION**

MARYLAND STANDARD HIGHWAY SIGNS

**WORK AREA INFO - TUNE RADIO TO 530 AM -
WE REGRET ANY DELAYS FOR INFO CALL**

SIGN NUMBER

G2-1(4)



NOTES:

1. THE USE OF THE PENNANT SHALL BE INSTALLED ON G2-1(1) OR G2-1(2) TOWARDS THE COMPLETION OF A PROJECT, AS DIRECTED BY THE PROJECT ENGINEER.
2. MIN SIZE IS FOR USE WITH G2-1(2) AND STD SIZE IS FOR USE WITH G2-1(1).

* ALTERNATE MESSAGE MAY BE USED, AS DIRECTED BY THE PROJECT ENGINEER

SIGN SIZE	DIMENSIONS (INCHES)												
	A	B	C	D	E	F	G	H	J	K	L	M	N
MIN	63	12	1/2	4	2.9496	2.7696	4.2808	2	29.3292	2.1528	1-1/8	27	29.7192
STD	84	16	3/4	5-11/32	3.636	3-61/64	5.614	2-51/64	38.7948	3.1548	1-1/2	36	39-5/8

SIGN SIZE	DIMENSIONS (INCHES)													
	P	Q	R	S	T	U	V	W	X	Y	Z	AA	BB	
MIN	2-1/4	7	3	4-7/8	3-1/2	0.75	3/4	9	0.15	1.5	130	3.5D*	3.5C*	
STD	3	9-1/2	3.8808	6-11/32	4.7964	1	1	12	0.2	2	175	5D*	5C*	

REFERENCES

MdMUTCD SECTION - 6F.50

COLORS

LEGEND - BLACK

BACKGROUND - WHITE

APPROVED Tom Hicks (signature on file)
DIRECTOR - OFFICE OF TRAFFIC AND SAFETY

Maryland Department of Transportation
STATE HIGHWAY ADMINISTRATION
MARYLAND STANDARD HIGHWAY SIGNS




APPROVAL • SHA REVISIONS	APPROVAL • FEDERAL HIGHWAY ADMINISTRATION
APPROVAL 03/02/2009	APPROVAL
REVISED	REVISED
REVISED	REVISED
REVISED	REVISED

PENNANT

SIGN NUMBER

G2-1(5)



SIGN SIZE	DIMENSIONS (INCHES)							
	A	B	C	D	E	F	G	H
STD	60	24	3/4	1-1/4	4-1/8	6D	3-3/4	3

REFERENCES

MdMUTCD SECTION - 6F.46

COLORS

LEGEND - BLACK

BACKGROUND - FLUORESCENT ORANGE

APPROVED Tom Hicks (signature on file)
DIRECTOR - OFFICE OF TRAFFIC AND SAFETY

Maryland Department of Transportation
STATE HIGHWAY ADMINISTRATION
MARYLAND STANDARD HIGHWAY SIGNS



APPROVAL • SHA REVISIONS	APPROVAL • FEDERAL HIGHWAY ADMINISTRATION
APPROVAL 03/02/2009	APPROVAL
REVISED	REVISED
REVISED	REVISED
REVISED	REVISED

NEW TRAFFIC PATTERN

SIGN NUMBER

G3-1(1)



* SUPPLEMENTAL PLATES INDICATING NUMBER OF MILES TO BE ATTACHED ON A PER JOB BASIS. PLATE TO INDICATE 1, 5, ETC. TO ACCOMPANY SIGN

SIGN SIZE	DIMENSIONS (INCHES)						
	A	B	C	D	E	F	G
STD	60	36	3/4	1-1/4	4-1/2	6C	3

REFERENCES

MdMUTCD SECTION - 6F.5I

COLORS

LEGEND - BLACK

BACKGROUND - FLUORESCENT ORANGE

APPROVED Tom Hicks (signature on file)
DIRECTOR - OFFICE OF TRAFFIC AND SAFETY

Maryland Department of Transportation
STATE HIGHWAY ADMINISTRATION
MARYLAND STANDARD HIGHWAY SIGNS



APPROVAL • SHA REVISIONS	APPROVAL • FEDERAL HIGHWAY ADMINISTRATION
APPROVAL 03/02/2009	APPROVAL
REVISED	REVISED
REVISED	REVISED
REVISED	REVISED

HIGHWAY LANDSCAPING NEXT * MILES

SIGN NUMBER

G20-1(2)



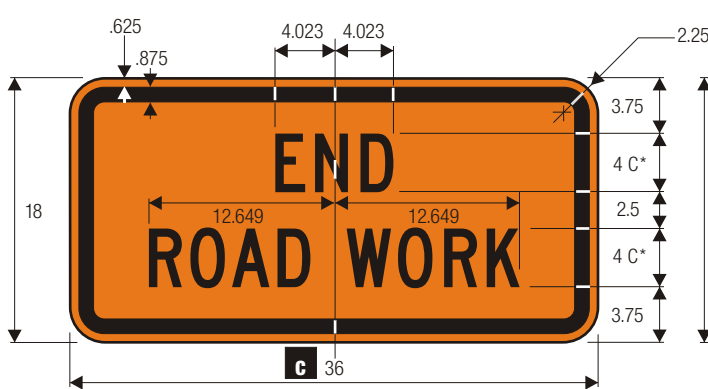
G20-1

SHA REFERENCES
MdMUTCD SECTION - 6F.51



ROAD WORK NEXT 5 MILES

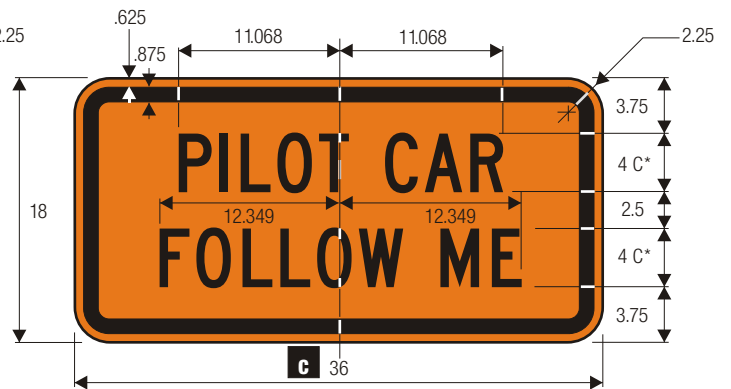
SHA



G20-2

END ROAD WORK

SHA REFERENCES
MdMUTCD SECTION - 6F.52



G20-4

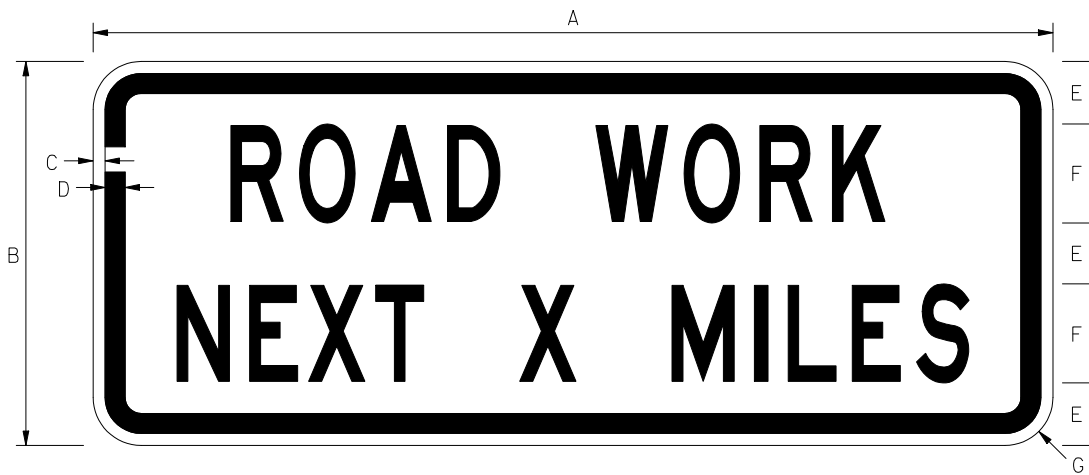
PILOT CAR FOLLOW ME

SHA REFERENCES
MdMUTCD SECTION - 6F.54

TTC SIGN COLORS:

LEGEND — BLACK

SHA BACKGROUND— FLUORESCENT ORANGE (RETROREFLECTIVE)



NOTE: SIGN SUPPLEMENTS FEDERAL SIGN G20-1.

SIGN SIZE	DIMENSIONS (INCHES)						
	A	B	C	D	E	F	G
STD	60	24	3/4	1-1/4	4	6C	3

REFERENCES

MdMUTCD SECTION - 6F.5I

COLORS

LEGEND - BLACK

BACKGROUND - FLUORESCENT ORANGE

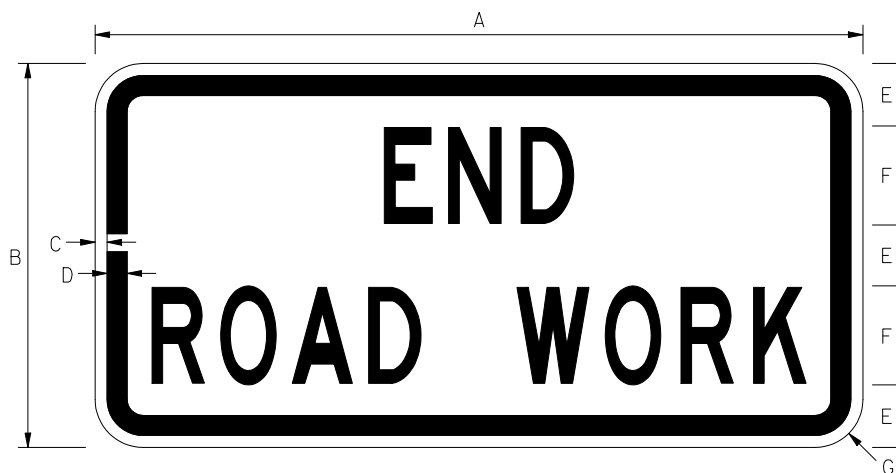
APPROVED Tom Hicks (signature on file)
DIRECTOR - OFFICE OF TRAFFIC AND SAFETY

	APPROVAL • SHA REVISIONS	APPROVAL • FEDERAL HIGHWAY ADMINISTRATION
	APPROVAL 03/02/2009	APPROVAL
	REVISED	REVISED
	REVISED	REVISED
	REVISED	REVISED

Maryland Department of Transportation
STATE HIGHWAY ADMINISTRATION
MARYLAND STANDARD HIGHWAY SIGNS

ROAD WORK NEXT X MILES

SIGN NUMBER **G20-1(1)**



NOTE: SIGN SUPPLEMENTS FEDERAL SIGN G20-2.

SIGN SIZE	DIMENSIONS (INCHES)						
	A	B	C	D	E	F	G
STD	48	24	3/4	1-1/4	4	6C	3

REFERENCES

MdMUTCD SECTION - 6F.52

COLORS

LEGEND - BLACK

BACKGROUND - FLUORESCENT ORANGE

APPROVED Tom Hicks (signature on file)
DIRECTOR - OFFICE OF TRAFFIC AND SAFETY

Maryland Department of Transportation
STATE HIGHWAY ADMINISTRATION
MARYLAND STANDARD HIGHWAY SIGNS



APPROVAL • SHA REVISIONS	APPROVAL • FEDERAL HIGHWAY ADMINISTRATION
APPROVAL 03/02/2009	APPROVAL
REVISED	REVISED
REVISED	REVISED
REVISED	REVISED

END ROAD WORK

SIGN NUMBER

G20-2(1)



SIGN SIZE	DIMENSIONS (INCHES)						
	A	B	C	D	E	F	G
STD	36	24	3/8	5/8	4	6D	1-1/2

REFERENCES

MdMUTCD SECTION - 6F.53

COLORS

LEGEND - BLACK

BACKGROUND - FLUORESCENT ORANGE

APPROVED Tom Hicks (signature on file)
DIRECTOR - OFFICE OF TRAFFIC AND SAFETY

Maryland Department of Transportation
STATE HIGHWAY ADMINISTRATION
MARYLAND STANDARD HIGHWAY SIGNS

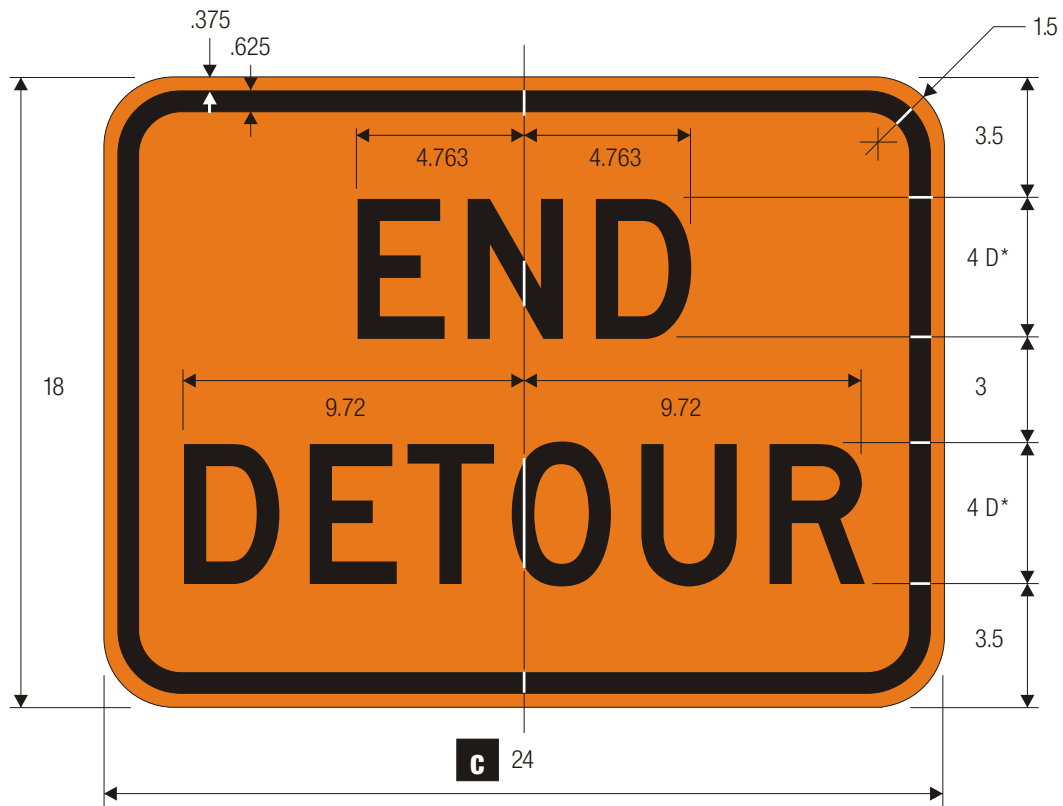


APPROVAL • SHA REVISIONS	APPROVAL • FEDERAL HIGHWAY ADMINISTRATION
APPROVAL 03/02/2009	APPROVAL
REVISED	REVISED
REVISED	REVISED
REVISED	REVISED

END DETOUR

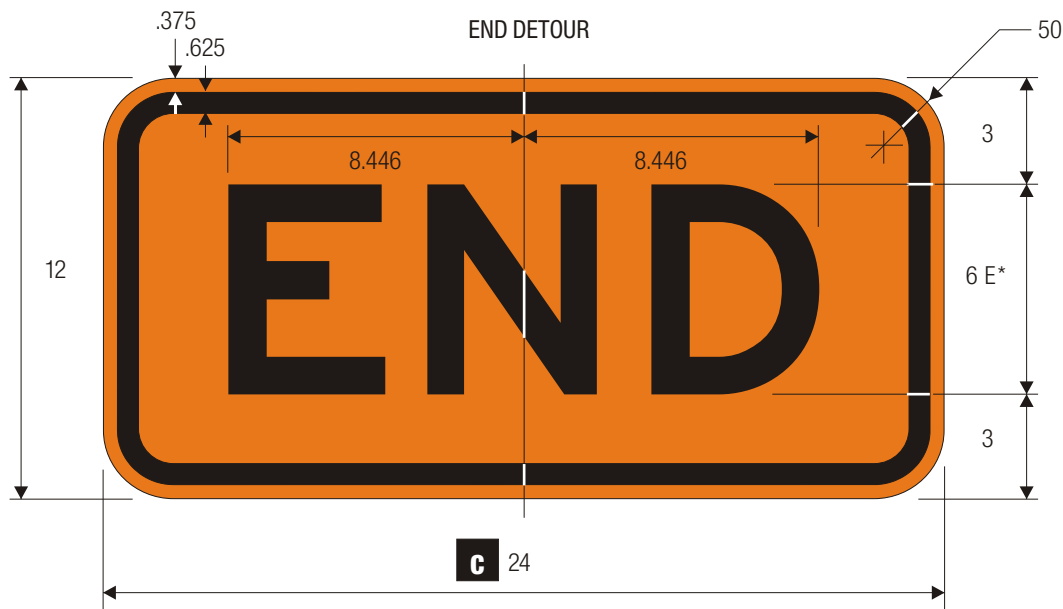
SIGN NUMBER

M4-8a(1)



M4-8a

END DETOUR



M4-8b

END

SHA REFERENCES
MdMUTCD SECTION - 6F.53

*Series 2000 Standard Alphabets.

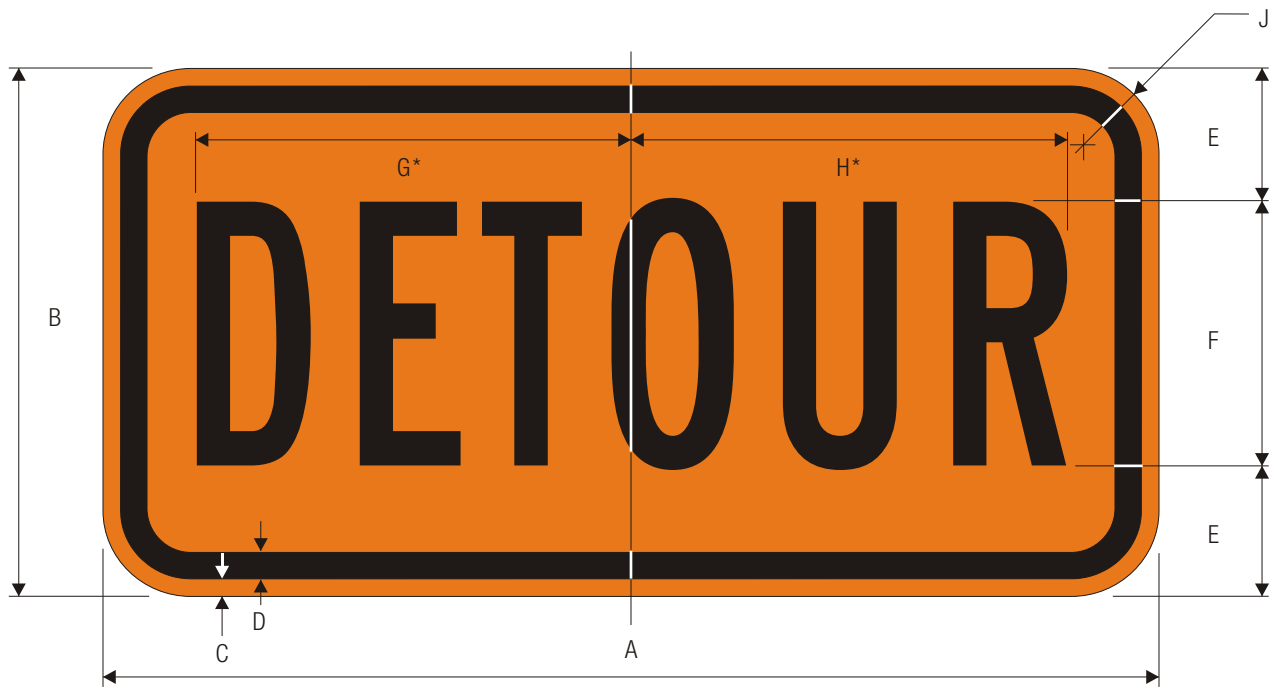
SHA

SIGN SHALL NOT BE
USED ALONG STATE
OWNED, OPERATED
AND MAINTAINED
ROADWAYS.

TTC SIGN COLORS:

LEGEND — BLACK

SHA BACKGROUND—FLUORESCENT ORANGE (RETROREFLECTIVE)



M4-8

DETOUR

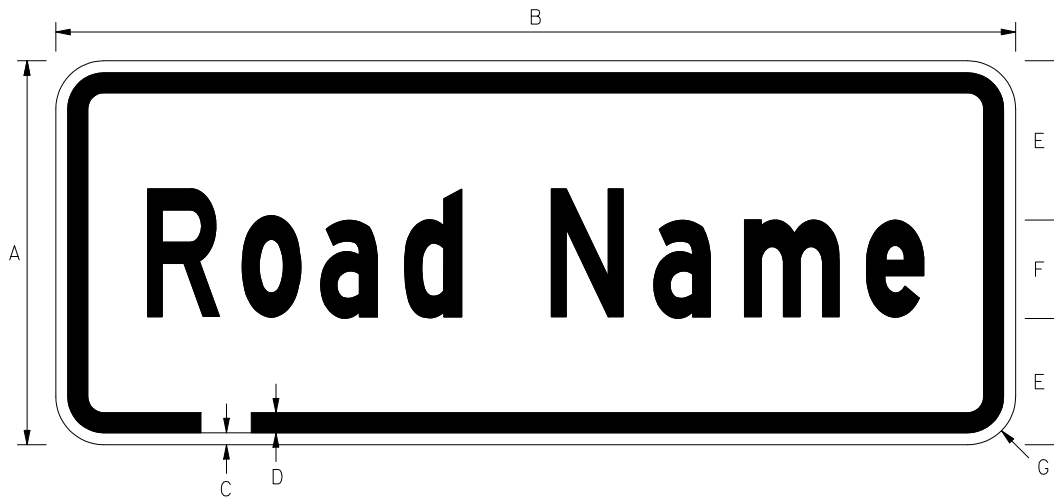
*Reduce spacing 20%.

	A	B	C	D	E	F	G	H	J
C	24	12	.375	.625	3	6 B	9.188	9.563	1.5
	30	15	.375	.625	3.5	8 B	12.25	12.75	1.5

TTC SIGN COLORS:

LEGEND — BLACK

SHA BACKGROUND—FLUORESCENT ORANGE (RETROREFLECTIVE)



NOTE: SIGN TO BE MOUNTED ABOVE M4-9(L&R).

SIGN SIZE	DIMENSIONS (INCHES)						
	A	B	C	D	E	F	G
STD	30	12	3/8	5/8	4	4/3C	1-1/2
EXPWY	48	12	5/8	7/8	3	6/4.5C	2-1/4
SPECIAL	60	18	3/4	1-1/4	5	8/6C	3

REFERENCES

MdMUTCD SECTION - 6F.53

COLORS

LEGEND - BLACK

BACKGROUND - WHITE

APPROVED Tom Hicks (signature on file)
DIRECTOR - OFFICE OF TRAFFIC AND SAFETY

Maryland Department of Transportation
STATE HIGHWAY ADMINISTRATION
MARYLAND STANDARD HIGHWAY SIGNS




APPROVAL • SHA REVISIONS	APPROVAL • FEDERAL HIGHWAY ADMINISTRATION
APPROVAL 03/02/2009	APPROVAL
REVISED	REVISED
REVISED	REVISED
REVISED	REVISED

ROAD NAME PANEL

SIGN NUMBER

M4-9(1)



SIGN SIZE	DIMENSIONS (INCHES)							
	A	B	C	D	E	F	G	H
STD	24	18	3/8	5/8	3-3/4	4D	2-1/2	1-1/2

REFERENCES

MdMUTCD SECTION - 6F.53

COLORS

LEGEND - BLACK

BACKGROUND - FLUORESCENT ORANGE

APPROVED Tom Hicks (signature on file)
DIRECTOR - OFFICE OF TRAFFIC AND SAFETY

Maryland Department of Transportation
STATE HIGHWAY ADMINISTRATION
MARYLAND STANDARD HIGHWAY SIGNS



APPROVAL • SHA REVISIONS	APPROVAL • FEDERAL HIGHWAY ADMINISTRATION
APPROVAL 03/02/2009	APPROVAL
REVISED	REVISED
REVISED	REVISED
REVISED	REVISED

TRUCK DETOUR

SIGN NUMBER

M4-9(2)



M4-9a

BICYCLE PEDESTRIAN DETOUR

* Series 2000 Standard Alphabets



**FOR SYMBOL DESIGN REFER TO THE APPENDIX-GRID SECTION FROM FHWA'S STANDARD HIGHWAY SIGNS BOOK -APPENDIX SECTION



***FOR SYMBOL DESIGN REFER TO THE APPENDIX-GRID SECTION FROM FHWA'S STANDARD HIGHWAY SIGN BOOK -APPENDIX SECTION



****FOR ARROWHEAD DIMENSIONS REFER TO STANDARD ARROW DETAILS IN APPENDIX-ARROWS SECTION FROM FHWA'S STANDARD HIGHWAY SIGNS BOOK-APPENDIX SECTION.

C

A	B	C	D	E	F	G	H	J	K	L	M
30	24	.5	.75	2	7.205	1	5 D	3.802	5	5.324	3.122
48	36	.75	1.25	3	10.648	1.641	8 D	5.924	6.805	8.086	4.403
60	48	.75	1.25	5.203	13.330	2.081	10 D	7.405	10	6.925	10.127

N	P	Q	R	S	T
9	8.526	12.169	7	2	1.875
13.530	13.290	19.454	11.208	3.202	3
16.812	16.812	24.318	14	4	

TTC SIGN COLORS:

LEGEND — BLACK

SHA REFERENCES

MdMUTCD SECTION - 6F.13, 6F.53



BACKGROUND— FLUORESCENT ORANGE (RETROREFLECTIVE)



M4-9b
PEDESTRIAN DETOUR

* Series 2000 Standard Alphabets
SHA **FOR SYMBOL DESIGN REFER TO THE APPENDIX-GRID SECTION FROM FHWA'S STANDARD HIGHWAY SIGNS BOOK -APPENDIX SECTION
 Optically center symbol about centerline.
SHA ***FOR ARROWHEAD DIMENSIONS REFER TO STANDARD ARROW DETAILS IN APPENDIX-ARROWS SECTION FROM FHWA'S STANDARD HIGHWAY SIGNS BOOK-APPENDIX SECTION.

	A	B	C	D	E	F	G	H	J	K	L	M
C	30	24	.5	.75	2	7.205	1	5 D	3.802	5	12.169	7
	48	36	.75	1.25	3	10.648	1.641	8 D	5.924	6.805	19.454	11.208
	60	48	.75	1.25	5.203	13.330	2.081	10 D	7.405	10	24.318	14


N	P
2	1.875
3.202	3
4	3

TTC SIGN COLORS:
 LEGEND — BLACK

SHA BACKGROUND— FLUORESCENT ORANGE (RETROREFLECTIVE)

SHA REFERENCES

MdMUTCD SECTION - 6F.13, 6F.53



SIGN SIZE	DIMENSIONS (INCHES)							
	A	B	C	D	E	F	G	H
STD	48	24	3/4	1-1/4	3-1/2	5C	2	10

SIGN SIZE	DIMENSIONS (INCHES)						
	J	K	L	M	N	P	Q
STD	5-1/2	37	3	4-1/4	7-1/8	5/8	3/4

REFERENCES

MdMUTCD SECTION - 6F.13, 6F.53

COLORS

LEGEND - BLACK

BACKGROUND - WHITE

APPROVED Tom Hicks (signature on file)
DIRECTOR - OFFICE OF TRAFFIC AND SAFETY

Maryland Department of Transportation
STATE HIGHWAY ADMINISTRATION
MARYLAND STANDARD HIGHWAY SIGNS

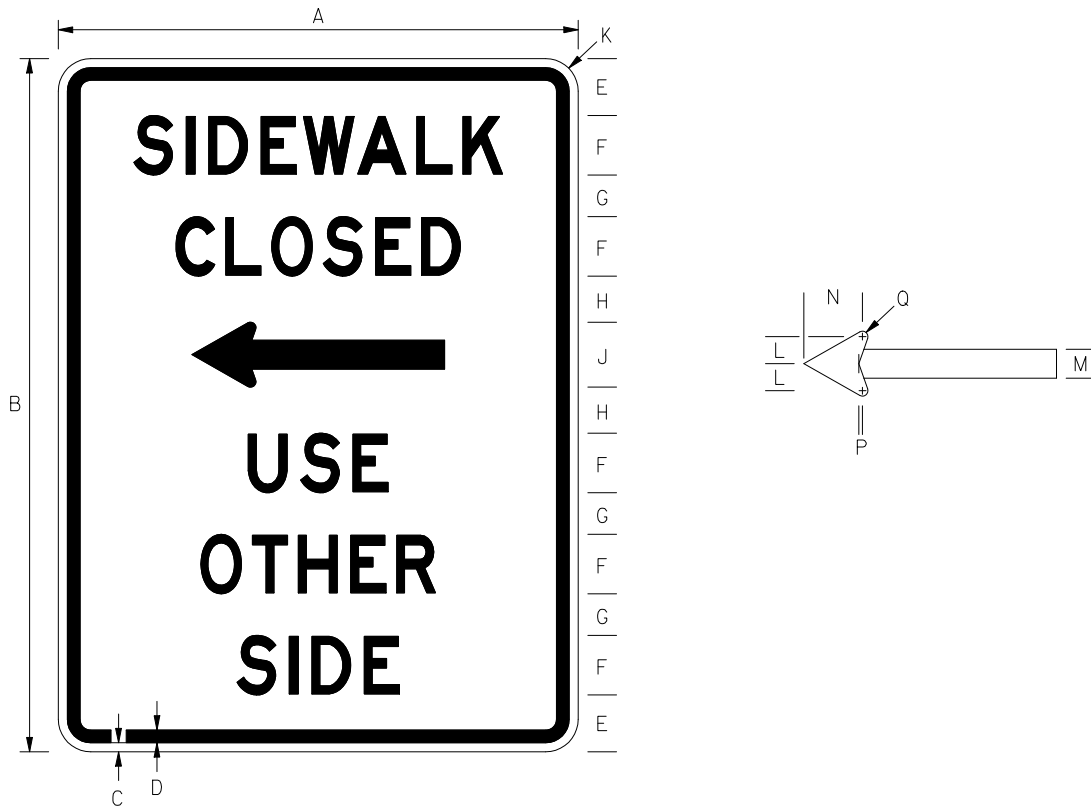


APPROVAL • SHA REVISIONS	APPROVAL • FEDERAL HIGHWAY ADMINISTRATION
APPROVAL 03/02/2009	APPROVAL
REVISED	REVISED
REVISED	REVISED
REVISED	REVISED

PEDESTRIANS (ARROW)

SIGN NUMBER

M4-9b(1)(L&R)



SIGN SIZE	DIMENSIONS (INCHES)						
	A	B	C	D	E	F	G
STD	36	48	5/8	7/8	4	4D	3

SIGN SIZE	DIMENSIONS (INCHES)							
	H	J	K	L	M	N	P	Q
STD	3-1/4	4-1/2	2-1/4	1-7/8	2	4-1/16	1/4	3/8

REFERENCES

MdMUTCD SECTION - 6F.13, 6F.53

COLORS

LEGEND - BLACK
BACKGROUND - WHITE

APPROVED Tom Hicks (signature on file)
DIRECTOR - OFFICE OF TRAFFIC AND SAFETY

Maryland Department of Transportation
STATE HIGHWAY ADMINISTRATION
MARYLAND STANDARD HIGHWAY SIGNS



APPROVAL • SHA REVISIONS	APPROVAL • FEDERAL HIGHWAY ADMINISTRATION
APPROVAL 03/02/2009	APPROVAL
REVISED	REVISED
REVISED	REVISED
REVISED	REVISED

SIDEWALK CLOSED (ARROW) USE OTHER SIDE

SIGN NUMBER

M4-9b(2)(L&R)



M4-9c
BICYCLE DETOUR

* Series 2000 Standard Alphabets
SHA **FOR SYMBOL DESIGN REFER TO THE APPENDIX-GRID SECTION FROM FHWA'S STANDARD HIGHWAY SIGNS BOOK -APPENDIX SECTION
 Optically center symbol about centerline.
SHA ***FOR ARROWHEAD DIMENSIONS REFER TO STANDARD ARROW DETAILS IN APPENDIX-ARROWS SECTION FROM FHWA'S STANDARD HIGHWAY SIGNS BOOK-APPENDIX SECTION.


	A	B	C	D	E	F	G	H	J	K	L	M
C	30	24	.5	.75	10.207	5 D	3.802	5	12.169	7	2	5.324
	48	36	.75	1.25	15.291	8 D	5.924	6.805	19.454	11.208	3.202	8.086
	60	48	.75	1.25	20.615	10 D	7.405	10	24.318	10	4	6.925

N	P
9	1.875
13.530	3
16.812	3

TTC SIGN COLORS:
 LEGEND — BLACK

SHA REFERENCES
 MdMUTCD SECTION - 6F.53

SHA BACKGROUND— FLUORESCENT ORANGE (RETROREFLECTIVE)



M4-9R
DETOUR

SHA REFERENCES
MdMUTCD SECTION - 6F.53



M4-9L
DETOUR

SHA REFERENCES
MdMUTCD SECTION - 6F.53

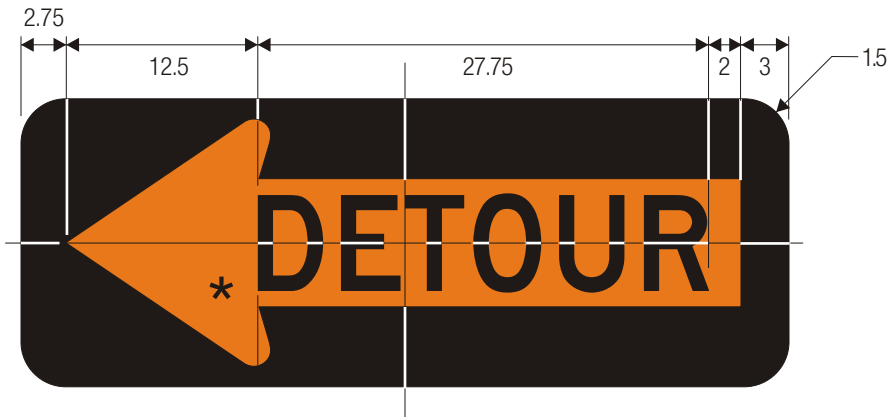
SHA *Reduce spacing 40%.
** FOR ARROWHEAD DIMENSIONS REFER TO STANDARD ARROW
DETAILS IN APPENDIX-ARROWS SECTION FROM FHWA'S
STANDARD HIGHWAY SIGNS BOOK-APPENDIX SECTION.

	A	B	C	D	E	F	G	H	J	K	L	M	N
C	30	24	.375	.625	4	5 D	7	8	11.5	12	9	4.5	1.5
	48	36	.625	.875	6	8 D	10	12	19.5	20.25	13.25	7	2.25
	60	48	.75	1.25	8	10 D	14	16	23	24	18	9	3

TTC SIGN COLORS:

LEGEND — BLACK

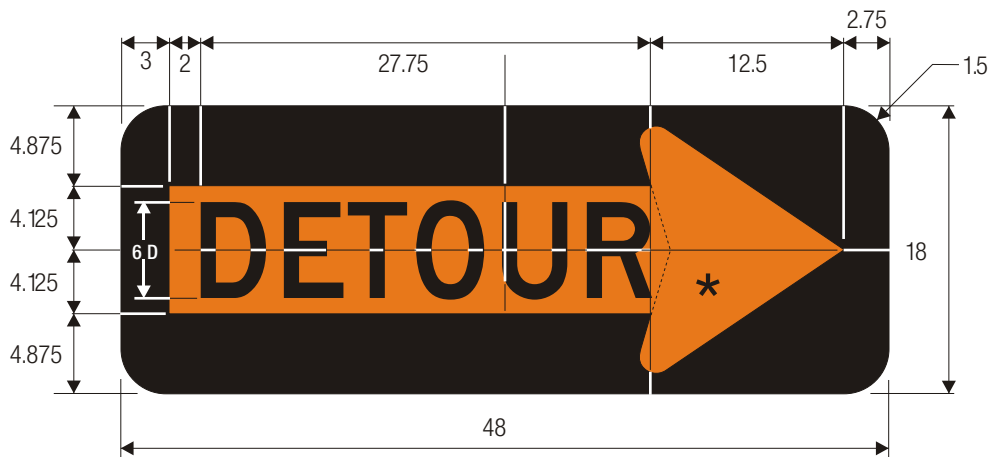
SHA BACKGROUND—FLUORESCENT ORANGE (RETROREFLECTIVE)



M4-10L

DETOUR (INSIDE ARROW)

SHA REFERENCES
MdMUTCD SECTION - 6F.53



M4-10R

DETOUR (INSIDE ARROW)

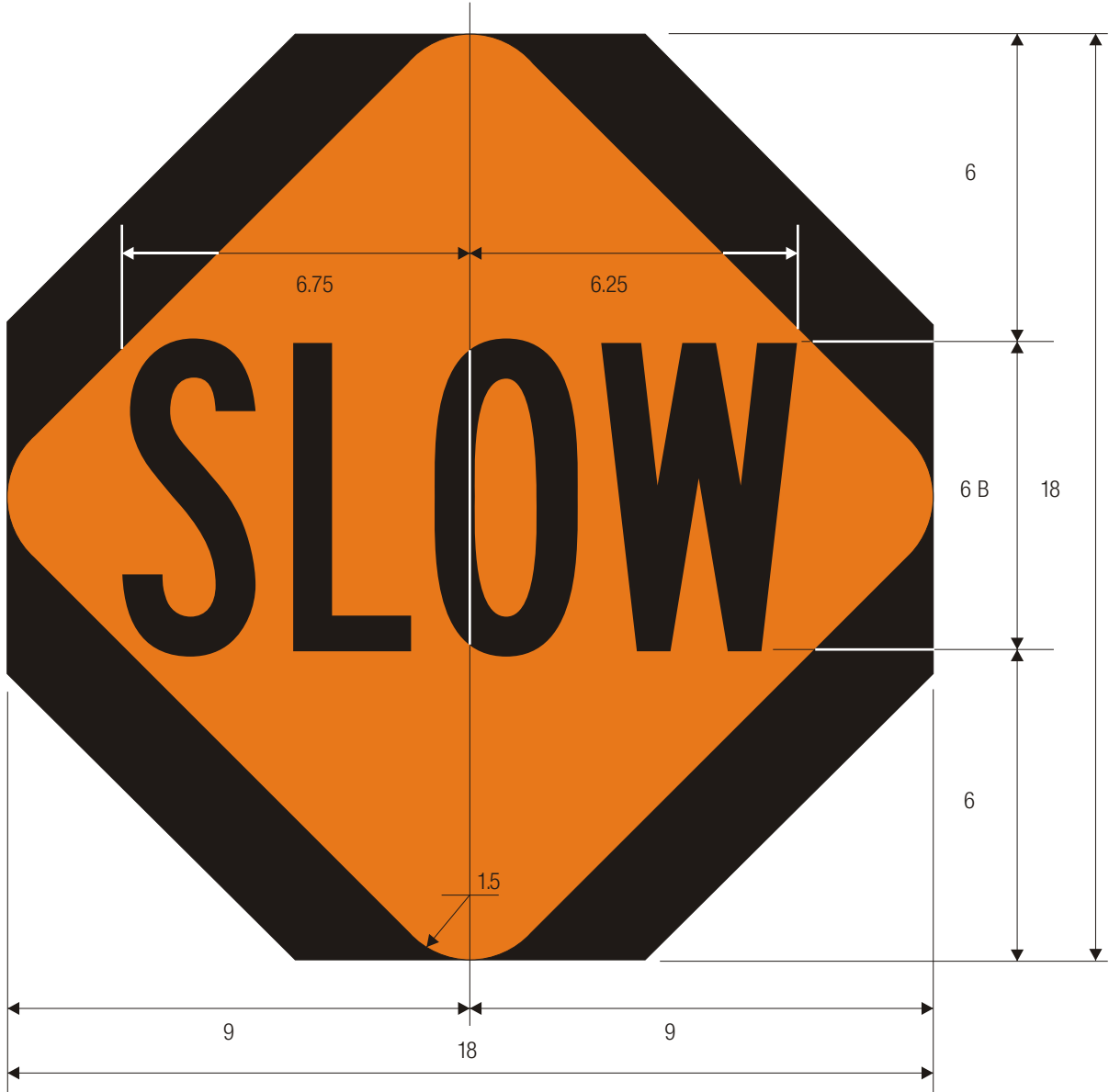
SHA REFERENCES
MdMUTCD SECTION - 6F.53

SHA * FOR ARROWHEAD DIMENSIONS REFER TO STANDARD ARROW
DETAILS IN APPENDIX-ARROWS SECTION FROM FHWA'S
STANDARD HIGHWAY SIGNS BOOK-APPENDIX SECTION.

TTC SIGN COLORS:

LEGEND — BLACK

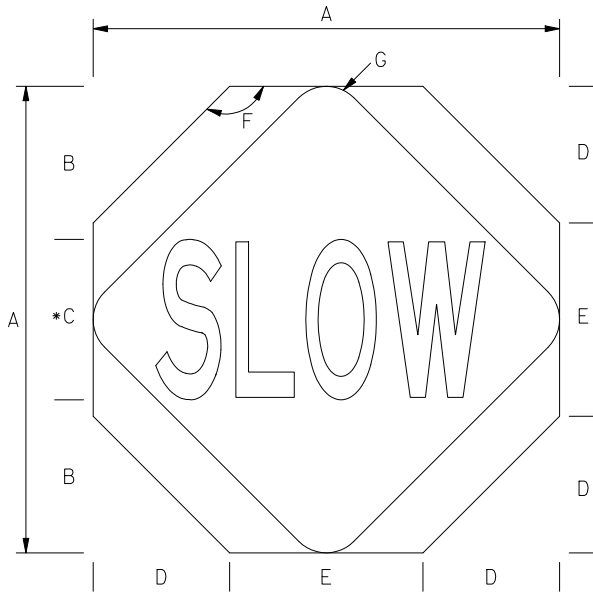
SHA BACKGROUND—FLUORESCENT ORANGE (RETROREFLECTIVE)



SHA SIGN SHALL NOT BE USED ALONG STATE OWNED,
OPERATED AND MAINTAINED ROADWAYS.

STOP - SLOW PADDLE

COLORS: LEGEND — BLACK
 BACKGROUND — ORANGE (RETROREFLECTIVE)
 AREA OUTSIDE DIAMOND — BLACK



NOTE: SIGN COMBINED BACK TO BACK WITH STOP (PADDLE) [MD].

* SPACING REDUCED BY 50%.

SIGN SIZE	DIMENSIONS (INCHES)						
	A	B	C	D	E	F	G
STD	24	8	8B*	7.0296	9.9408	135°	2

REFERENCES

MdMUTCD SECTION - 6E.03

COLORS

LEGEND - BLACK
 BACKGROUND - FLUORESCENT ORANGE
 AREA OUTSIDE DIAMOND - BLACK

APPROVED Tom Hicks (signature on file)
 DIRECTOR - OFFICE OF TRAFFIC AND SAFETY

Maryland Department of Transportation
STATE HIGHWAY ADMINISTRATION
 MARYLAND STANDARD HIGHWAY SIGNS

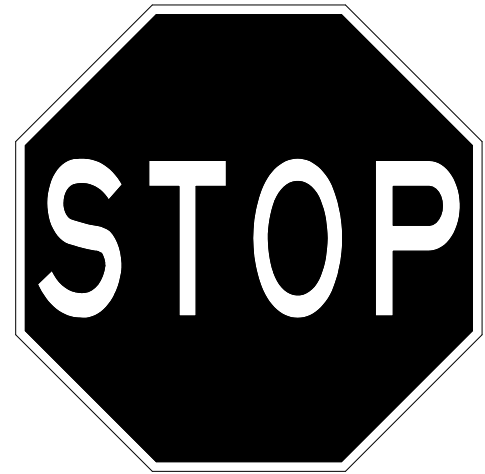
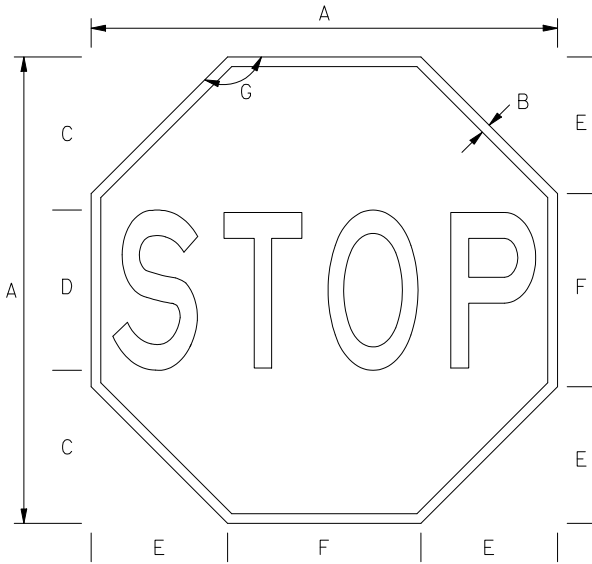


APPROVAL • SHA REVISIONS	APPROVAL • FEDERAL HIGHWAY ADMINISTRATION
APPROVAL 03/02/2009	APPROVAL
REVISED	REVISED
REVISED	REVISED
REVISED	REVISED

SLOW (PADDLE)

SIGN NUMBER

SLOW (PADDLE) [MD]



NOTE: SIGN COMBINED BACK TO BACK WITH SLOW (PADDLE) [MD].

SIGN SIZE	DIMENSIONS (INCHES)						
	A	B	C	D	E	F	G
STD	24	1/2	8	8C	7.0296	9.9408	135°

REFERENCES

MdMUTCD SECTION - 6E.03

COLORS

LEGEND - WHITE

BACKGROUND - RED

APPROVED Tom Hicks (signature on file)
DIRECTOR - OFFICE OF TRAFFIC AND SAFETY

Maryland Department of Transportation
STATE HIGHWAY ADMINISTRATION
MARYLAND STANDARD HIGHWAY SIGNS

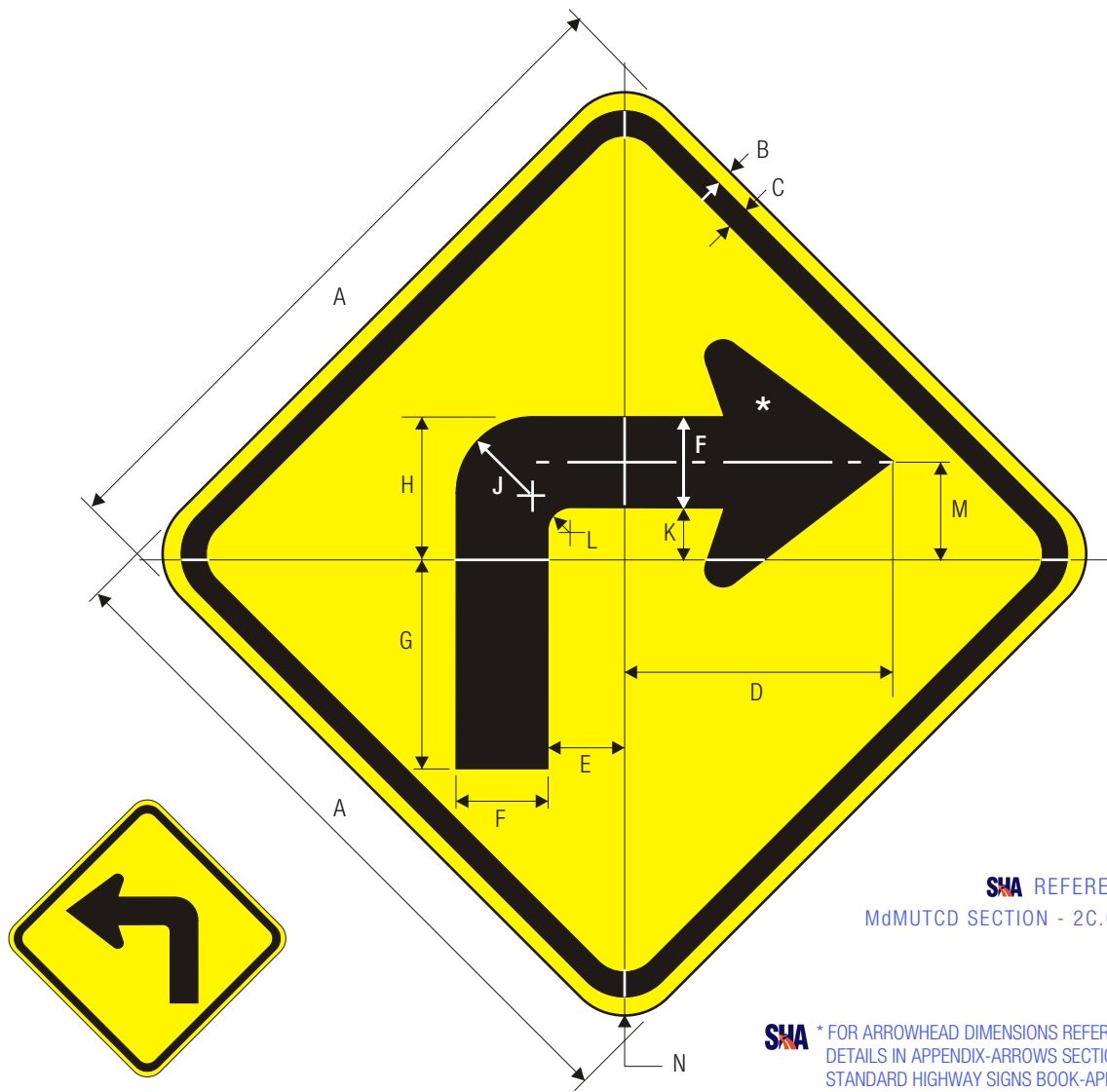


APPROVAL • SHA REVISIONS	APPROVAL • FEDERAL HIGHWAY ADMINISTRATION
APPROVAL 03/02/2009	APPROVAL
REVISED	REVISED
REVISED	REVISED
REVISED	REVISED

STOP (PADDLE)

SIGN NUMBER

STOP (PADDLE) [MD]



SHA REFERENCES
MdMUTCD SECTION - 2C.06, 5C.02, 9B.14

SHA * FOR ARROWHEAD DIMENSIONS REFER TO STANDARD ARROW DETAILS IN APPENDIX-ARROWS SECTION FROM FHWA'S STANDARD HIGHWAY SIGNS BOOK-APPENDIX SECTION.

W1-1L

W1-1R
TURN

SHA REFERENCES
MdMUTCD SECTION - 2C.06, 5C.02, 9B.14

	A	B	C	D	E	F	G	H	J	K	L	M	N
	18	.375	.625	7.25	2.25	2.625	5.875	3.75	1.875	1	.625	2.5	1.5
	24	.375	.625	9.625	3	3.5	7.75	5	2.5	1.5	.813	3.25	1.5
C	30	.5	.75	12	3.75	4.375	9.688	6.25	3	1.875	1	4.063	1.875
	36	.625	.875	14.375	4.5	5.25	11.625	7.5	3.625	2.25	1.25	4.875	2.25
	48	.75	1.25	19.188	6	7	15.5	10	4.875	3	1.625	6.5	3

WARNING SIGN COLORS:
LEGEND — BLACK

SHA BACKGROUND— FLUORESCENT YELLOW (RETROREFLECTIVE)

TTC SIGN COLORS:
LEGEND — BLACK

SHA BACKGROUND— FLUORESCENT ORANGE (RETROREFLECTIVE)



SIGN SHALL NOT BE USED ALONG STATE OWNED, OPERATED AND MAINTAINED ROADWAYS.



W1-2
CURVE

W1-2a R
CURVE (ENGLISH)

W1-2a R
CURVE (METRIC)

SHA REFERENCES

MdMUTCD SECTION - 2C.06, 5C.02, 9B.14

C

A	B	C	D	E	F	G	H	J	K	L	M
18	.375	.625	5.405	5.144	6	4.687	3.375	1.75	1.312	2.06	2.625
24	.375	.625	7.094	7.25	8	6.25	4.5	2.344	1.75	2.75	3.5
30	.5	.75	8.875	9.063	10	7.813	5.625	2.938	2.188	3.438	4.375
36	.625	.875	10.625	10.875	12	9.375	6.75	3.5	2.625	4.125	5.25
48	.75	1.25	14.188	14.5	16	12.5	9	4.688	3.5	5.5	7

N	P	Q	R	S	T	U	V
6.187	1.5	1.5	4 E	1	1.75	2 D	.375
8.25	1.5	2.5	5 E	1.5	2.5	3 D	.5
10.313	1.875	2	6 E	1.5	3	4 D	.625
12.375	2.25	3	7 E	1.813	3.5	5 D	.750
16.5	3	5	9 E	3	5	6 D	1.25

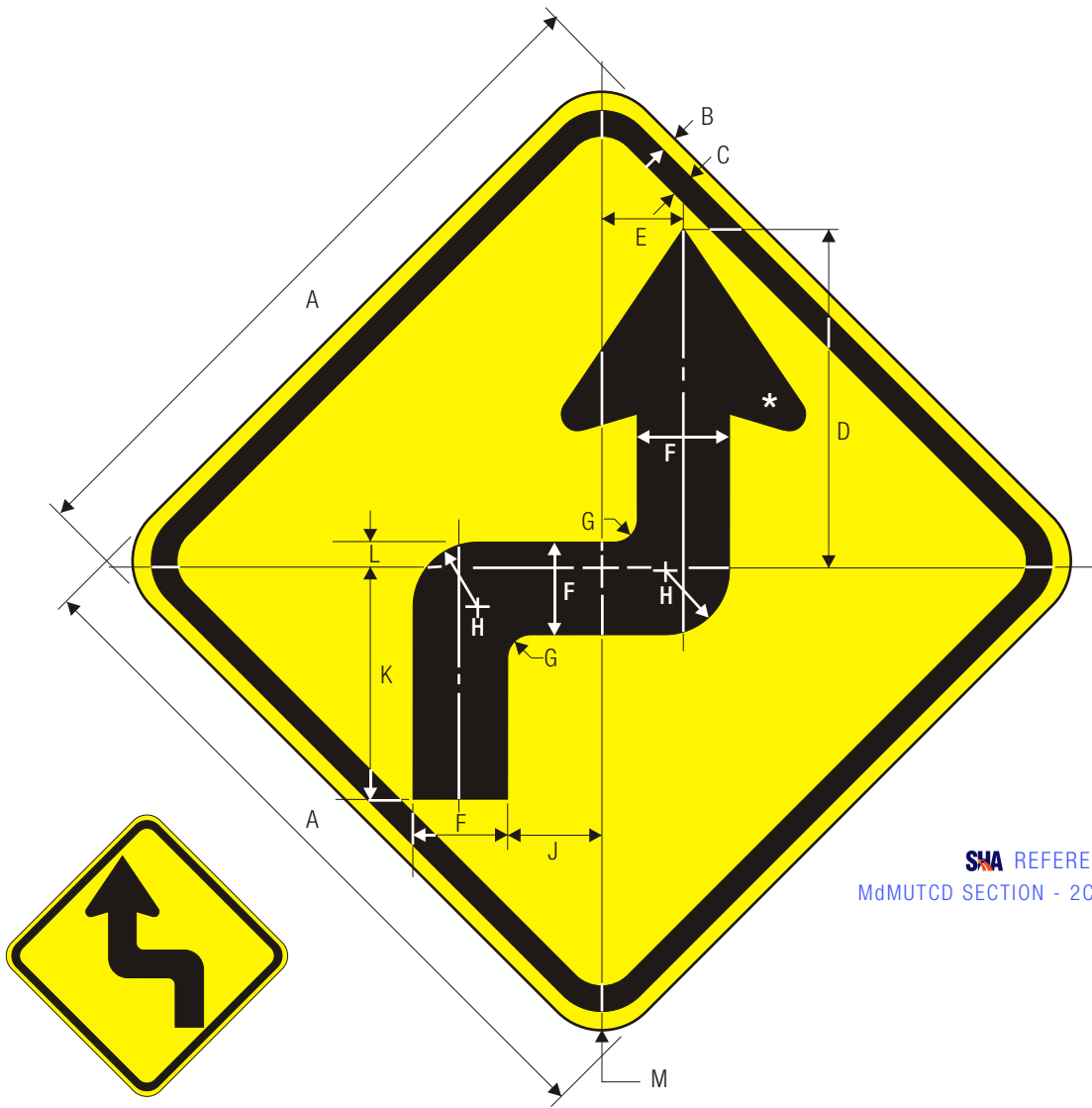
SHA * FOR ARROWHEAD DIMENSIONS REFER TO STANDARD ARROW DETAILS IN APPENDIX-ARROWS SECTION FROM FHWA'S STANDARD HIGHWAY SIGNS BOOK-APPENDIX SECTION.

**Optically position numerals.

WARNING SIGN COLORS:
LEGEND — BLACK

TTC SIGN COLORS:
LEGEND — BLACK

SHA BACKGROUND— FLUORESCENT YELLOW (RETROREFLECTIVE) **SHA** BACKGROUND— FLUORESCENT ORANGE (RETROREFLECTIVE)



SHA REFERENCES
MdMUTCD SECTION - 2C.06, 5C.02, 9B.14

W1-3L

W1-3R

SHA REFERENCES

REVERSE TURN

MdMUTCD SECTION - 2C.06, 5C.02, 9B.14

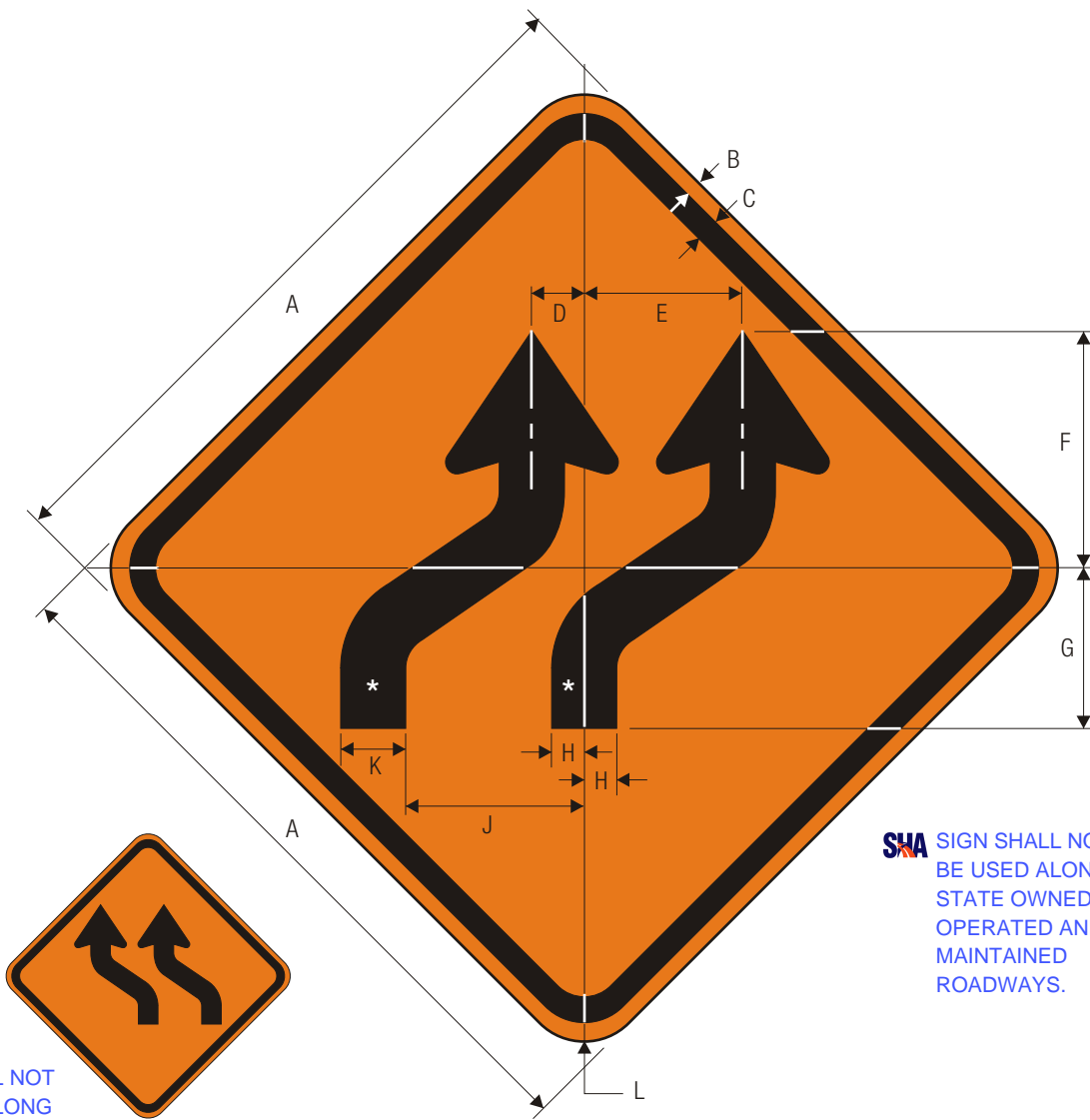
SHA * FOR ARROWHEAD DIMENSIONS REFER TO STANDARD ARROW DETAILS IN APPENDIX-ARROWS SECTION FROM FHWA'S STANDARD HIGHWAY SIGNS BOOK-APPENDIX SECTION.

	A	B	C	D	E	F	G	H	J	K	L	M
	18	.375	.625	8.719	2.109	2.625	.625	1.812	2.25	6.234	.828	1.5
	24	.375	.625	11.594	2.813	3.5	.813	2.5	3	8.313	1.094	1.5
C	30	.5	.75	14.5	3.5	4.375	1	3	3.75	10.375	1.375	1.875
	36	.625	.875	17.438	4.219	5.25	1.25	3.625	4.5	12.469	1.656	2.25
	48	.75	1.25	23.188	5.625	7	1.625	4.875	6	16.625	2.188	3

WARNING SIGN COLORS:
SYMBOL – BLACK

TTC SIGN COLORS:
SYMBOL – BLACK

SHA BACKGROUND– FLUORESCENT YELLOW (RETROREFLECTIVE) **SHA** BACKGROUND– FLUORESCENT ORANGE (RETROREFLECTIVE)



SHA SIGN SHALL NOT BE USED ALONG STATE OWNED, OPERATED AND MAINTAINED ROADWAYS.

W1-4bL

W1-4bR

TWO LANE REVERSE CURVE

SHA SIGN SHALL NOT BE USED ALONG STATE OWNED, OPERATED AND MAINTAINED ROADWAYS.

*Reduce W1-4 Arrow 30%.

SHA ** FOR ARROWHEAD DIMENSIONS REFER TO STANDARD ARROW DETAILS IN APPENDIX-ARROWS SECTION FROM FHWA'S STANDARD HIGHWAY SIGNS BOOK-APPENDIX SECTION.

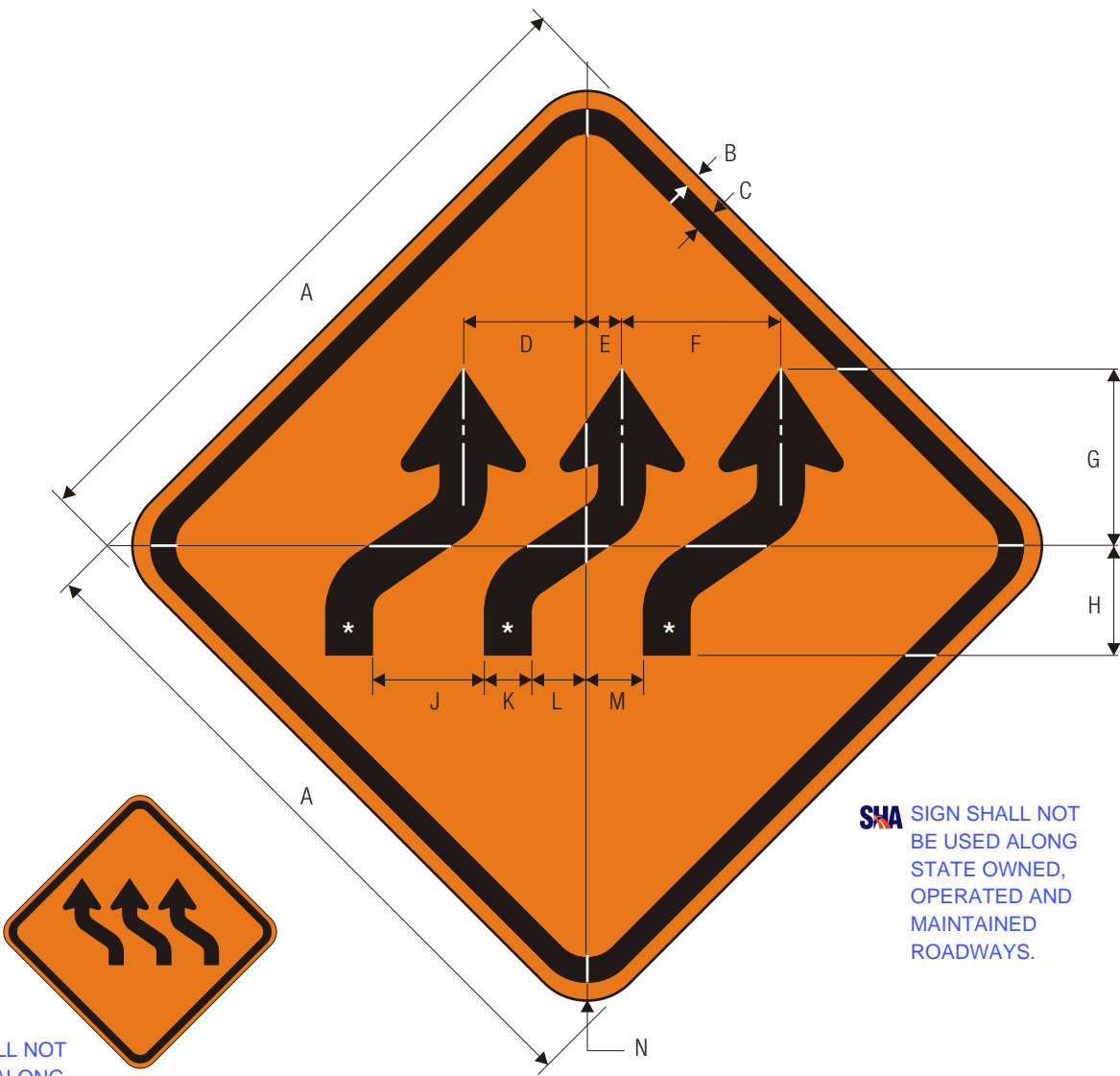
C

A	B	C	D	E	F	G	H	J	K	L
24	.375	.625	2.121	5.123	7.685	5.123	1.040	6.164	2.080	1.5
30	.5	.75	2.241	6.805	10.247	6.805	1.401	7.645	2.802	1.875
36	.625	.875	3.042	8.526	12.889	8.446	1.741	9.847	3.482	2.25
48	.75	1.25	4.242	10.246	15.37	10.246	2.08	12.328	4.16	3

TTC SIGN COLORS:

LEGEND — BLACK

BACKGROUND— ORANGE (RETROREFLECTIVE)



SHA SIGN SHALL NOT BE USED ALONG STATE OWNED, OPERATED AND MAINTAINED ROADWAYS.

W1-4cL

W1-4cR
THREE LANE REVERSE CURVE

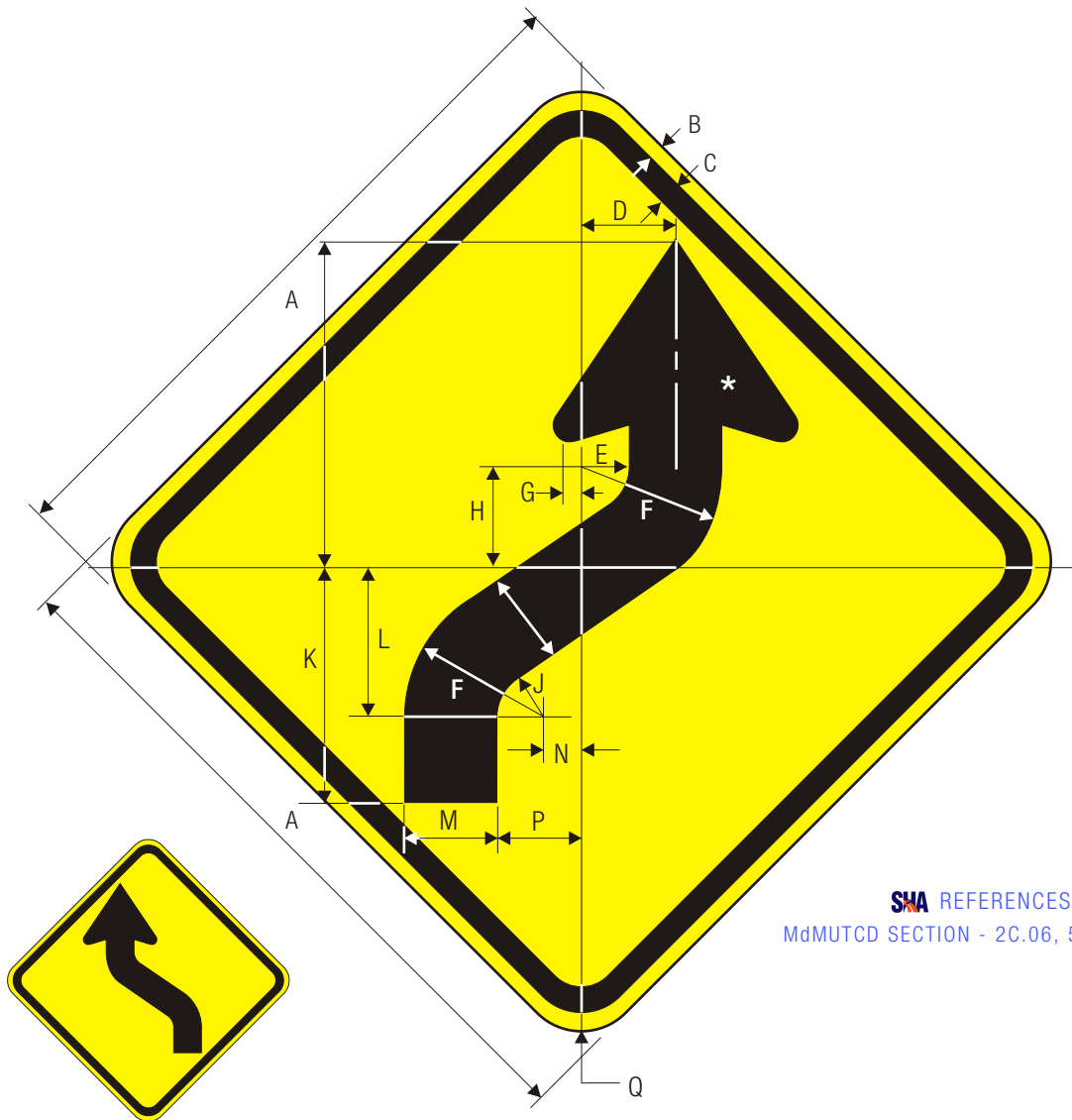
SHA SIGN SHALL NOT BE USED ALONG STATE OWNED, OPERATED AND MAINTAINED ROADWAYS.

*Reduce W1-4bR Arrow 20%.

A	B	C	D	E	F	G	H	J	K	L	M	N
24	.375	.625	4.443	1.240	5.684	6.404	3.842	4	1.681	2	2	1.5
30	.5	.75	5.404	1.481	7.245	8.566	5.123	5	2.241	2.862	2.141	1.875
36	.625	.875	7.125	1.641	9.287	10.768	6.284	6.484	2.802	3.762	2.722	2.25
48	.75	1.25	8.886	2.48	11.368	12.808	7.684	8	3.362	4	4	3

C

TTC SIGN COLORS:
 LEGEND — BLACK
 BACKGROUND— ORANGE (RETROREFLECTIVE)



SHA REFERENCES
MdmUTCD SECTION - 2C.06, 5C.02, 9B.14

W1-4L

SHA REFERENCES
MdmUTCD SECTION - 2C.06, 5C.02, 9B.14

W1-4R

REVERSE CURVE

SHA * FOR ARROWHEAD DIMENSIONS REFER TO STANDARD ARROW
DETAILS IN APPENDIX-ARROWS SECTION FROM FHWA'S
STANDARD HIGHWAY SIGNS BOOK-APPENDIX SECTION.

A	B	C	D	E	F	G	H	J	K	L	M
18	.375	.625	2.375	1	3.875	.25	2.625	8.625	6.25	4	2.625
24	.375	.625	3.156	1.5	5	.313	3.5	11.25	8.25	5.25	3.5
30	.5	.75	3.938	1.875	6.25	.375	4.375	14.063	10.625	6.563	4.375
36	.625	.875	4.719	2.25	7.5	.469	5.25	16.875	12.375	7.875	5.25
48	.75	1.25	6.313	3	10	.625	7	22.5	16.5	10.5	7

N	P	Q
.875	2	1.5
1.125	2.625	1.5
1.406	3.281	1.875
1.688	3.938	2.25
2.25	5.25	3

WARNING SIGN COLORS:

SYMBOL – BLACK

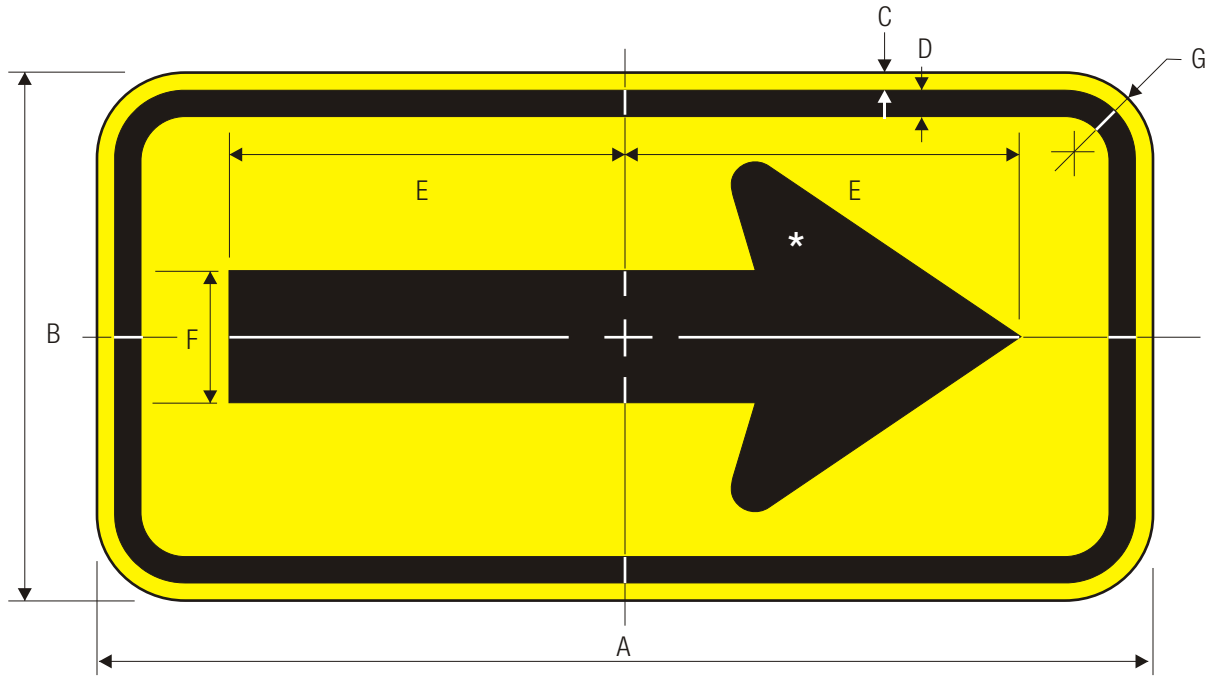
SHA BACKGROUND – FLUORESCENT YELLOW (RETROREFLECTIVE)

TTC SIGN COLORS:

SYMBOL – BLACK

SHA BACKGROUND – FLUORESCENT ORANGE (RETROREFLECTIVE)

C



W1-6R

ONE DIRECTION LARGE ARROW

SHA REFERENCES

MdMUTCD SECTION - 2C.06, 2C.09,
2C.10, 2C.36, 5C.02, 9B.14



W1-6L

SHA REFERENCES

MdMUTCD SECTION - 2C.06, 2C.09,
2C.10, 2C.36, 5C.02, 9B.14

SHA * FOR ARROWHEAD DIMENSIONS REFER TO STANDARD ARROW
DETAILS IN APPENDIX-ARROWS SECTION FROM FHWA'S
STANDARD HIGHWAY SIGNS BOOK-APPENDIX SECTION.

C

A	B	C	D	E	F	G
24	12	.375	.625	9.625	3.25	1.5
36	18	.375	.625	14.625	5	1.5
48	24	.5	.75	19.5	6.5	1.875
60	30	.625	.875	24.375	8	2.25

WARNING SIGN COLORS:

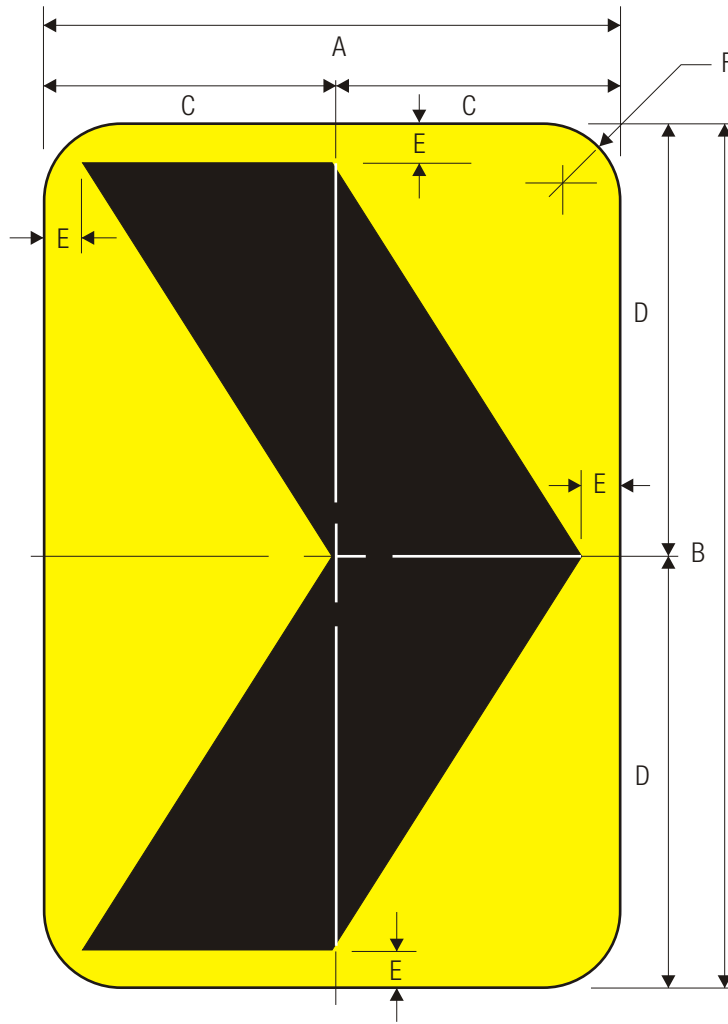
SYMBOL – BLACK

SHA BACKGROUND–FLUORESCENT YELLOW (RETROREFLECTIVE)

TTC SIGN COLORS:

SYMBOL – BLACK

BACKGROUND–FLUORESCENT ORANGE (RETROREFLECTIVE) **SHA**



SHA REFERENCES

MdMUTCD SECTION -2C.06, 2C.10, 2C.36, 5C.02, 9B.14



W1-8L

W1-8R
CHEVRON ALIGNMENT

SHA REFERENCES

MdMUTCD SECTION -2C.06, 2C.10, 2C.36, 5C.02, 9B.14

C

A	B	C	D	E	F
12	18	6	9	.5	1.5
18	24	9	12	.75	1.5
24	30	12	15	.875	1.5
30	36	15	18	1	1.875
36	48	18	24	1.125	2.25

WARNING SIGN COLORS:

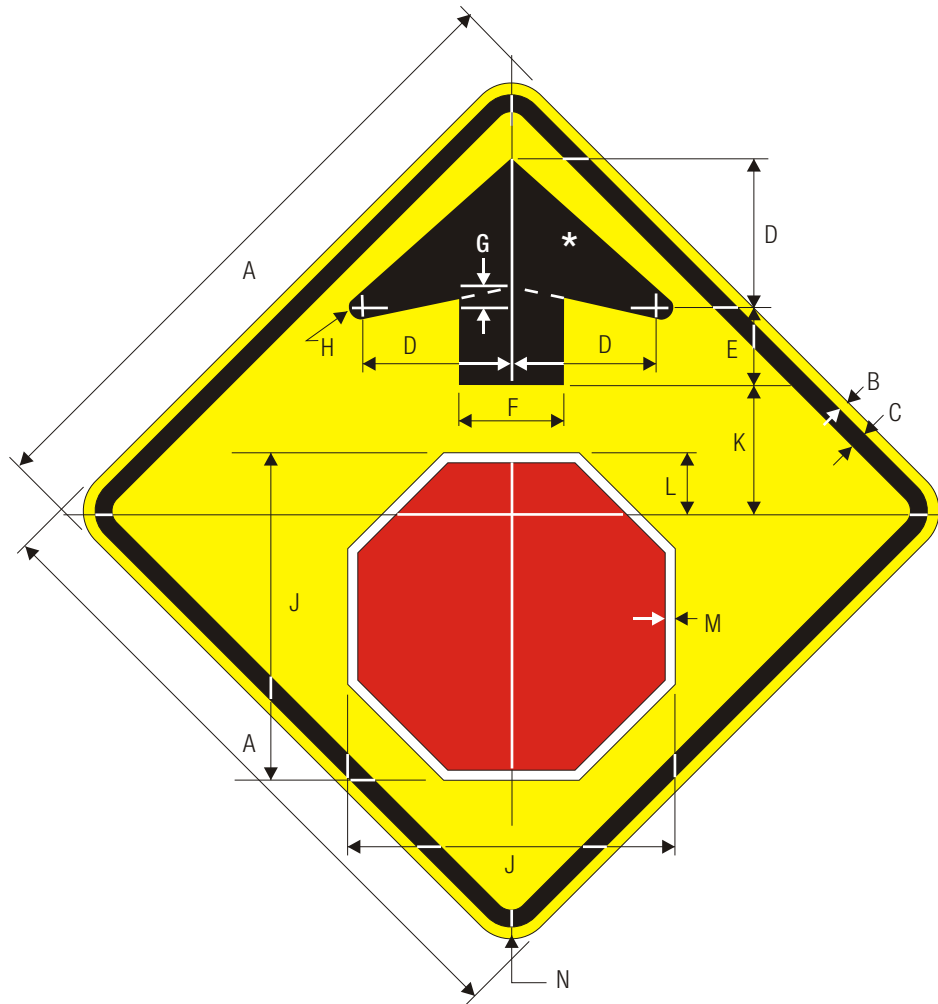
LEGEND - BLACK

SHA BACKGROUND- FLUORESCENT YELLOW
(RETROREFLECTIVE)

TTC SIGN COLORS:

LEGEND - BLACK

SHA BACKGROUND- FLUORESCENT ORANGE (RETROREFLECTIVE)



W3-1

STOP AHEAD

*FOR ARROWHEAD DIMENSIONS REFER TO ARROWS FOR GUIDE SIGNS DOWN-ARROW DETAIL IN APPENDIX-ARROW SECTION FROM FWHA'S STANDARD HIGHWAY SIGNS BOOK-APPENDIX SECTION

A	B	C	D	E	F	G	H	J	K	L	M	N
18	.375	.625	4.5	2.25	3	.375	.187	9.5	3	1.75	.313	1.5
24	.375	.625	6	3	4	.5	.25	12.562	5	2.25	.375	1.5
30	.5	.75	7.5	3.75	5	.625	.313	15.75	6.25	2.875	.5	1.875
36	.625	.875	9	4.5	6	.75	.375	19	7.5	3.5	.625	2.25
48	.75	1.25	12	6	8	1	.5	25.125	10	4.5	.75	3

WARNING SIGN COLORS:

BORDER & ARROW – BLACK

SYMBOL – WHITE BORDER / RED BACKGROUND (RETROREFLECTIVE)

SHA BACKGROUND – FLUORESCENT YELLOW (RETROREFLECTIVE)

TTC COLORS:

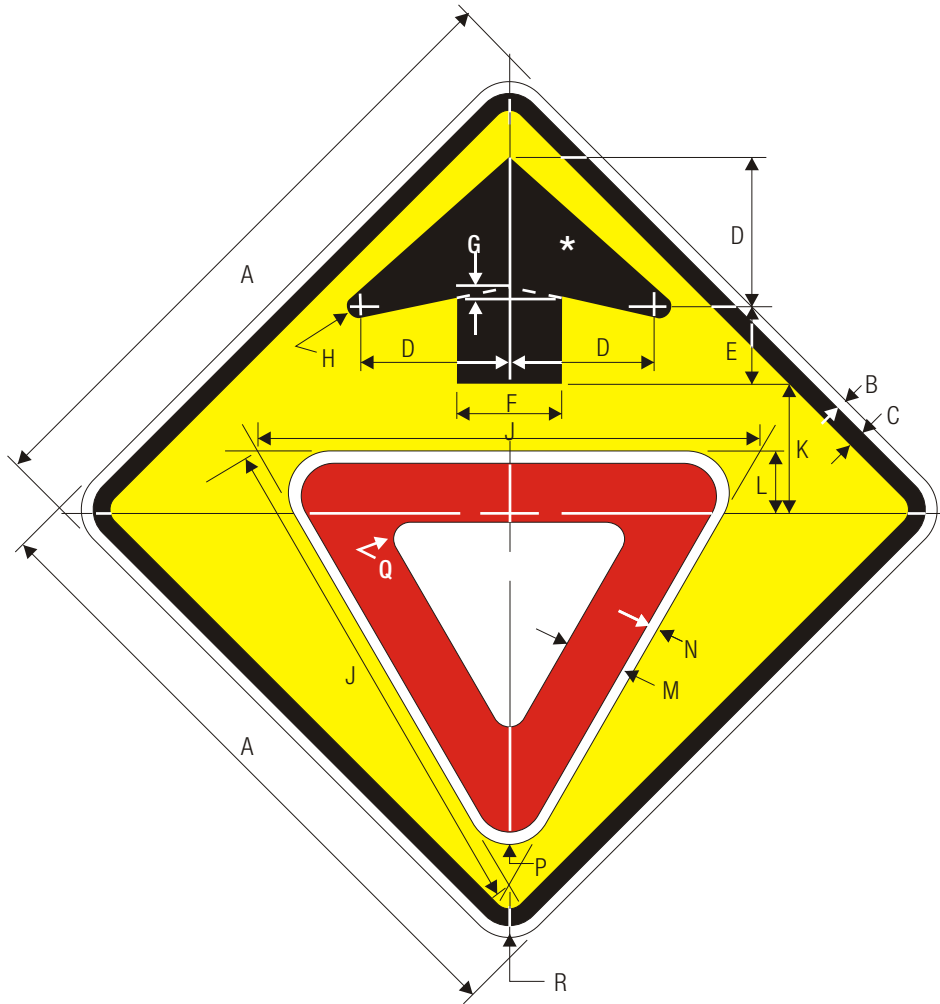
BORDER & ARROW – BLACK

SYMBOL – WHITE BORDER / RED BACKGROUND (RETROREFLECTIVE)

SHA BACKGROUND – FLUORESCENT ORANGE (RETROREFLECTIVE)

SHA REFERENCES

MdMUTCD SECTION - 2C.29, 2C.36, 2C.49, 5C.04, 8B.08



W3-2
YIELD AHEAD

* FOR ARROWHEAD DIMENSIONS REFER TO ARROWS FOR GUIDE SIGNS DOWN-ARROW DETAIL IN APPENDIX-ARROW SECTION FROM FWHA'S STANDARD HIGHWAY SIGNS BOOK-APPENDIX SECTION

A	B	C	D	E	F	G	H	J	K	L	M	N
18	.375	.625	4.5	2.25	3	.375	.187	14	3	1.687	1.875	.313
24	.375	.625	6	3	4	.5	.25	19	5	2.25	2.5	.375
30	.5	.75	7.5	3.75	5	.625	.313	25	6.25	3	3.375	.5
36	.625	.875	9	4.5	6	.75	.375	28	7.5	3.375	3.75	.625
48	.75	1.25	12	6	8	1	.5	38	10	4.5	5	.75

C

P	Q	R
.687	.375	1.5
.937	.5	1.5
1.25	.625	1.875
1.375	.75	2.25
1.875	1	3

WARNING SIGN COLORS:

BORDER & ARROW – BLACK

SYMBOL – WHITE BORDER / RED BACKGROUND (RETROREFLECTIVE)

SHA BACKGROUND – FLUORESCENT YELLOW (RETROREFLECTIVE)

TTC COLORS:

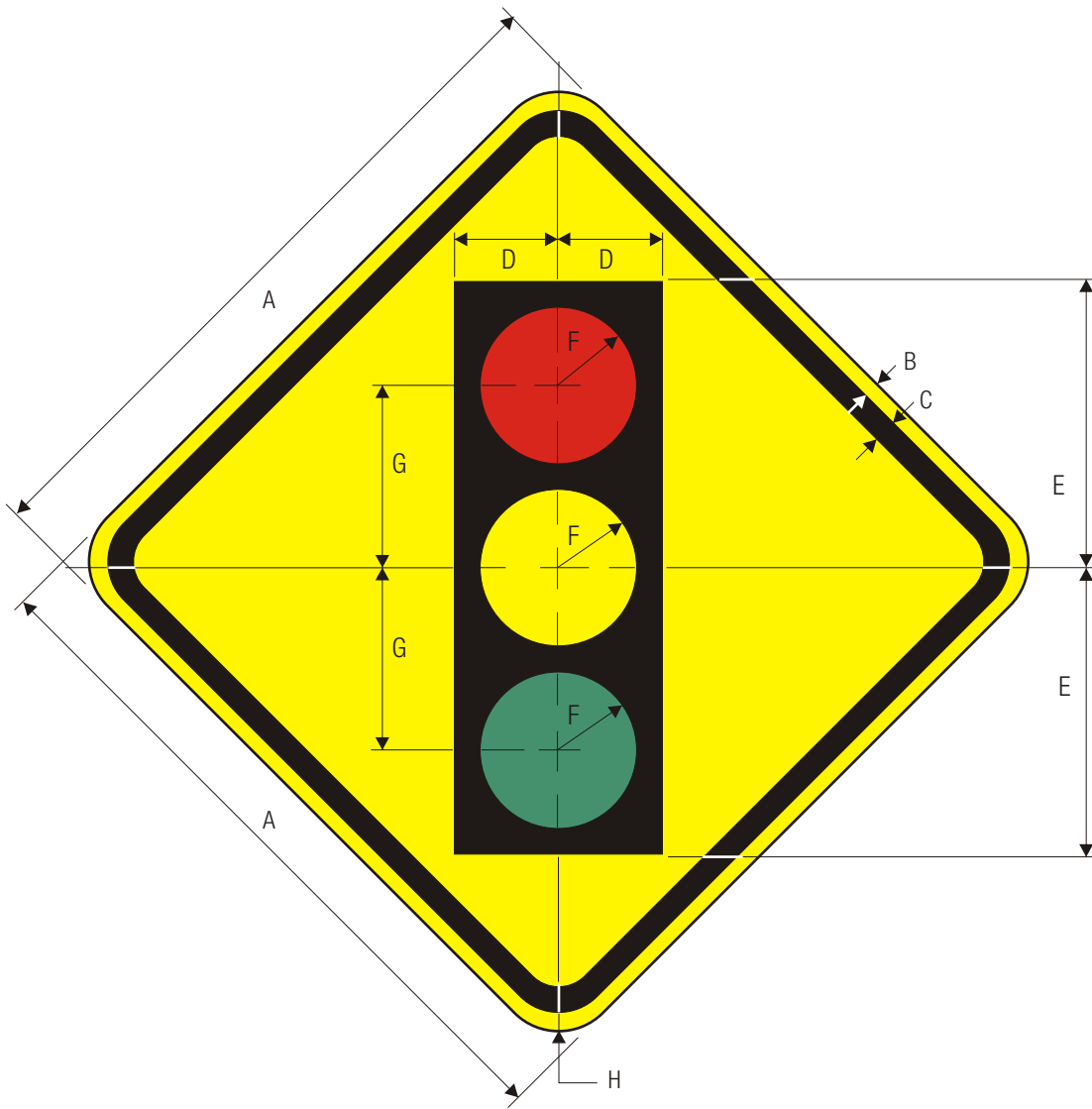
BORDER & ARROW – BLACK

SYMBOL – WHITE BORDER / RED BACKGROUND (RETROREFLECTIVE)

SHA BACKGROUND – FLUORESCENT ORANGE (RETROREFLECTIVE)

SHA REFERENCES

MdMUTCD SECTION - 2C.29, 2C.49, 5C.04



W3-3

SIGNAL AHEAD

A	B	C	D	E	F	G	H
18	.375	.625	3	8	2.25	5	1.5
30	.5	.75	5	13.75	3.75	8.75	1.875
36	.625	.875	5.75	15.75	4.25	10	2.25
48	.75	1.25	7.5	20	5	12.5	3

WARNING SIGN COLORS:

TOP CIRCLE — RED (RETROREFLECTIVE)

BOTTOM CIRCLE— GREEN (RETROREFLECTIVE)

SHA BACKGROUND — FLUORESCENT YELLOW (RETROREFLECTIVE)

TTC SIGN COLORS:

TOP CIRCLE — RED (RETROREFLECTIVE)

BOTTOM CIRCLE— GREEN (RETROREFLECTIVE)

SHA BACKGROUND — FLUORESCENT ORANGE (RETROREFLECTIVE)

SHA REFERENCES

MdMUTCD SECTION - 2C.29, 2C.36, 2C.49



W3-4

BE PREPARED TO STOP

*Series 2000 Standard Alphabets.

	A	B	C	D	E	F	G	H	J	K	L
	30	.5	.75	5 C	2.702	.700	3.086	13.650	10.833	11.593	1.875
C	36	.625	.875	6 C	3.602	.920	3.702	16.392	13.089	13.850	2.25
	48	.75	1.25	8 C	4.803	1.200	4.943	21.856	17.413	18.494	3
	60	.75	1.25	9 C	5.404	1.401	5.564	24.578	19.454	20.195	3

WARNING SIGN COLORS:

LEGEND — BLACK
BACKGROUND — YELLOW (RETROREFLECTIVE)

TTC SIGN COLORS:

LEGEND — BLACK
BACKGROUND — ORANGE (RETROREFLECTIVE)



SIGN SIZE	DIMENSIONS (INCHES)										
	A	B	C	D	E	F	G	H	J	K	L
MIN	36	5/8	7/8	5D	3	5C	2	4D	6C	1	2-1/4
STD	48	3/4	1-1/4	7D	5	7C	4	6D	8C	3	3
SPECIAL	60	3/4	1-1/4	9D	6	9C	5	8D	10C	3	3

REFERENCES

MdMUTCD SECTION - 6F.29

COLORS

LEGEND - BLACK

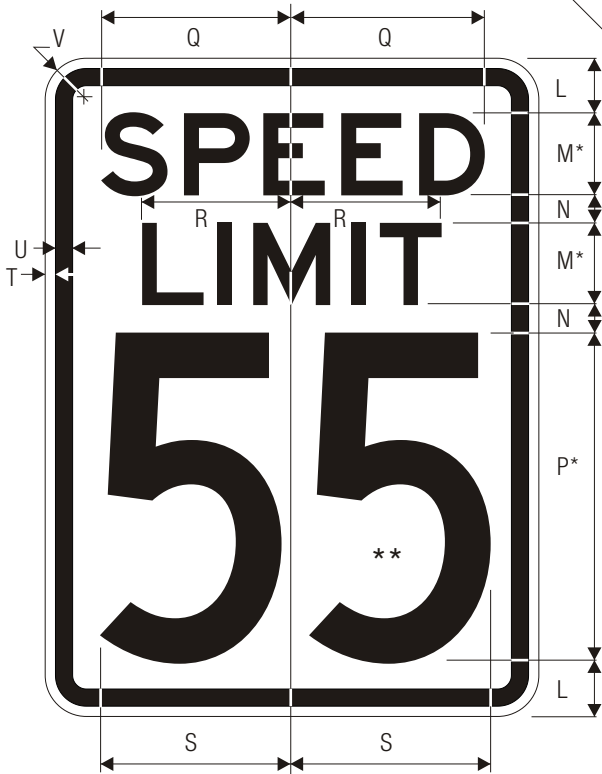
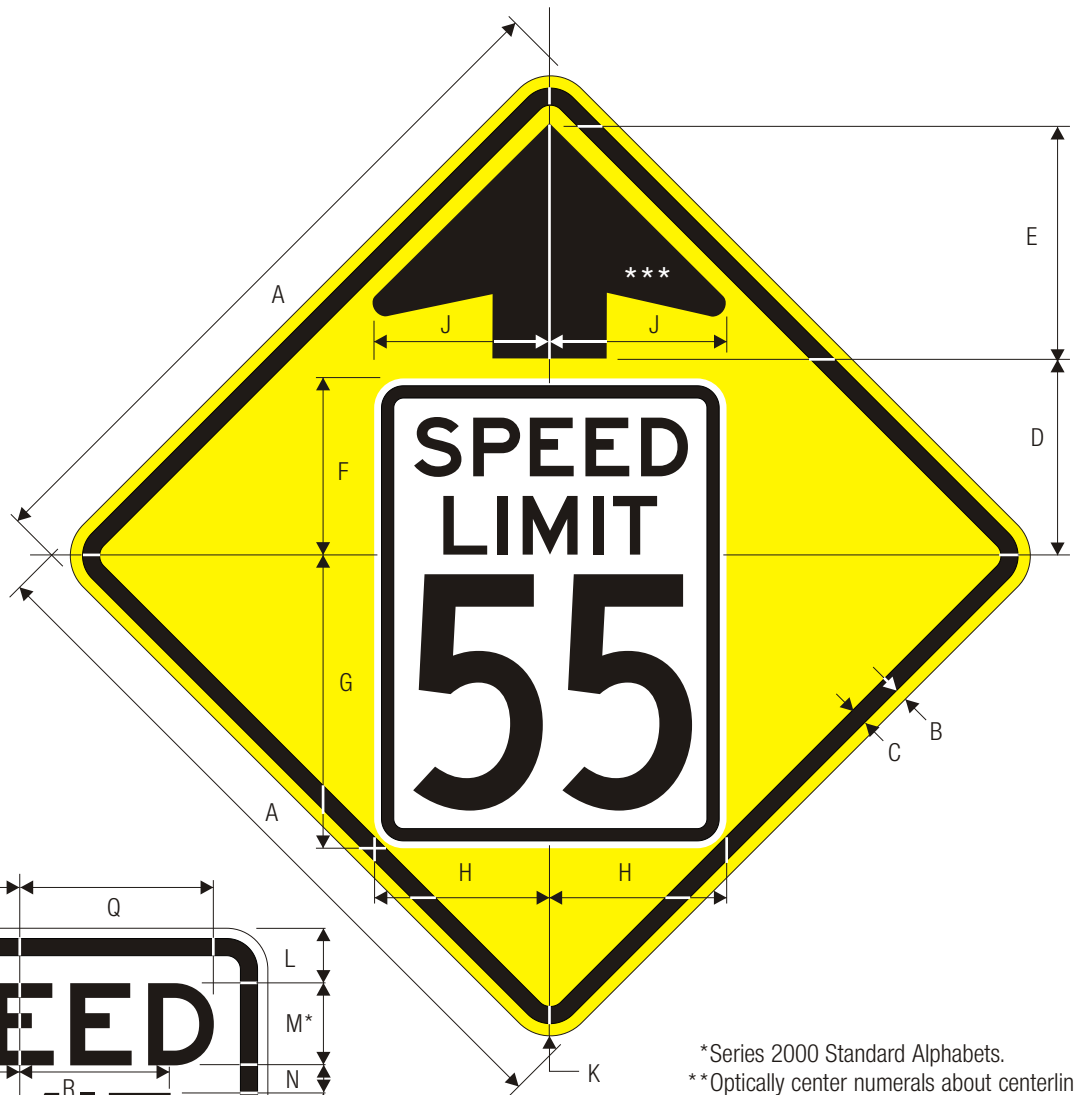
BACKGROUND - FLUORESCENT ORANGE

APPROVED Tom Hicks (signature on file)
DIRECTOR - OFFICE OF TRAFFIC AND SAFETY

	APPROVAL • SHA REVISIONS	APPROVAL • FEDERAL HIGHWAY ADMINISTRATION
	APPROVAL 03/02/2009	APPROVAL
	REVISED	REVISED
	REVISED	REVISED

Maryland Department of Transportation
STATE HIGHWAY ADMINISTRATION
 MARYLAND STANDARD HIGHWAY SIGNS
BE PREPARED TO STOP

SIGN NUMBER **W3-4(1)**



W3-5
SPEED REDUCTION

*Series 2000 Standard Alphabets.
 **Optically center numerals about centerline.
 ***FOR ARROWHEAD DIMENSIONS REFER TO ARROWS FOR GUIDE SIGNS DOWN-ARROW DETAIL IN APPENDIX-ARROW SECTION FROM FWHA'S STANDARD HIGHWAY SIGNS BOOK-APPENDIX SECTION

	A	B	C	D	E	F	G
C	36	.625	.875	10	12	9	15
	48	.75	1.25	11.75	18	10.75	19.25
	H	J	K	L	M	N	P
	9	9	2.25	2	3 E	1	12 C
	12	12	3	2.25	4 E	1.25	15 C
	Q	R	S	T	U	V	
	7	5.46	7.126	.375	.625	2.25	
	9.327	7.279	9.258	.375	.625	3	

WARNING SIGN COLORS:

BORDER & ARROW – BLACK
 SYMBOL – SEE R2-1

SHA BACKGROUND – FLUORESCENT YELLOW (RETROREFLECTIVE)

TTC COLORS:

BORDER & ARROW – BLACK
 SYMBOL – SEE R2-1

SHA BACKGROUND – FLUORESCENT ORANGE (RETROREFLECTIVE)

SHA REFERENCES

MdMUTCD SECTION - 2C.30, 2C.49



SIGN SIZE	DIMENSIONS (INCHES)									
	A	B	C	D	E	F	G	H	J	K
EXPWY, FWY	96	84	1	4-1/2	12D	3-1/2	4	10D	8D	6

REFERENCES

MdMUTCD SECTION - 6F.05, 6F.06, 6F.07

COLORS

LEGEND

TOP - BLACK
MIDDLE - BLACK
BOTTOM - BLACK

BACKGROUND

TOP - FLUORESCENT YELLOW
MIDDLE - WHITE
BOTTOM - FLUORESCENT YELLOW

APPROVED Tom Hicks (signature on file)
DIRECTOR - OFFICE OF TRAFFIC AND SAFETY



APPROVAL • SHA REVISIONS	APPROVAL • FEDERAL HIGHWAY ADMINISTRATION
APPROVAL 03/02/2009	APPROVAL
REVISED	REVISED
REVISED	REVISED
REVISED	REVISED

Maryland Department of Transportation
STATE HIGHWAY ADMINISTRATION
MARYLAND STANDARD HIGHWAY SIGNS
WARNING - WORK AREA SPEED LIMIT AHEAD - FINES DOUBLE

SIGN NUMBER

W3-5(1)



SIGN SIZE	DIMENSIONS (INCHES)										
	A	B	C	D	E	F	G	H	J	K	L
STD	48	60	3/4	1-1/4	6	4E	4	8D	5-1/2	4D	3

REFERENCES

MdMUTCD SECTION - 6F.05, 6F.06, 6F.07

COLORS

LEGEND

TOP - BLACK
MIDDLE - BLACK
BOTTOM - BLACK

BACKGROUND

TOP - FLUORESCENT ORANGE
MIDDLE - WHITE
BOTTOM - FLUORESCENT YELLOW

APPROVED Tom Hicks (signature on file)
DIRECTOR - OFFICE OF TRAFFIC AND SAFETY

Maryland Department of Transportation
STATE HIGHWAY ADMINISTRATION
MARYLAND STANDARD HIGHWAY SIGNS

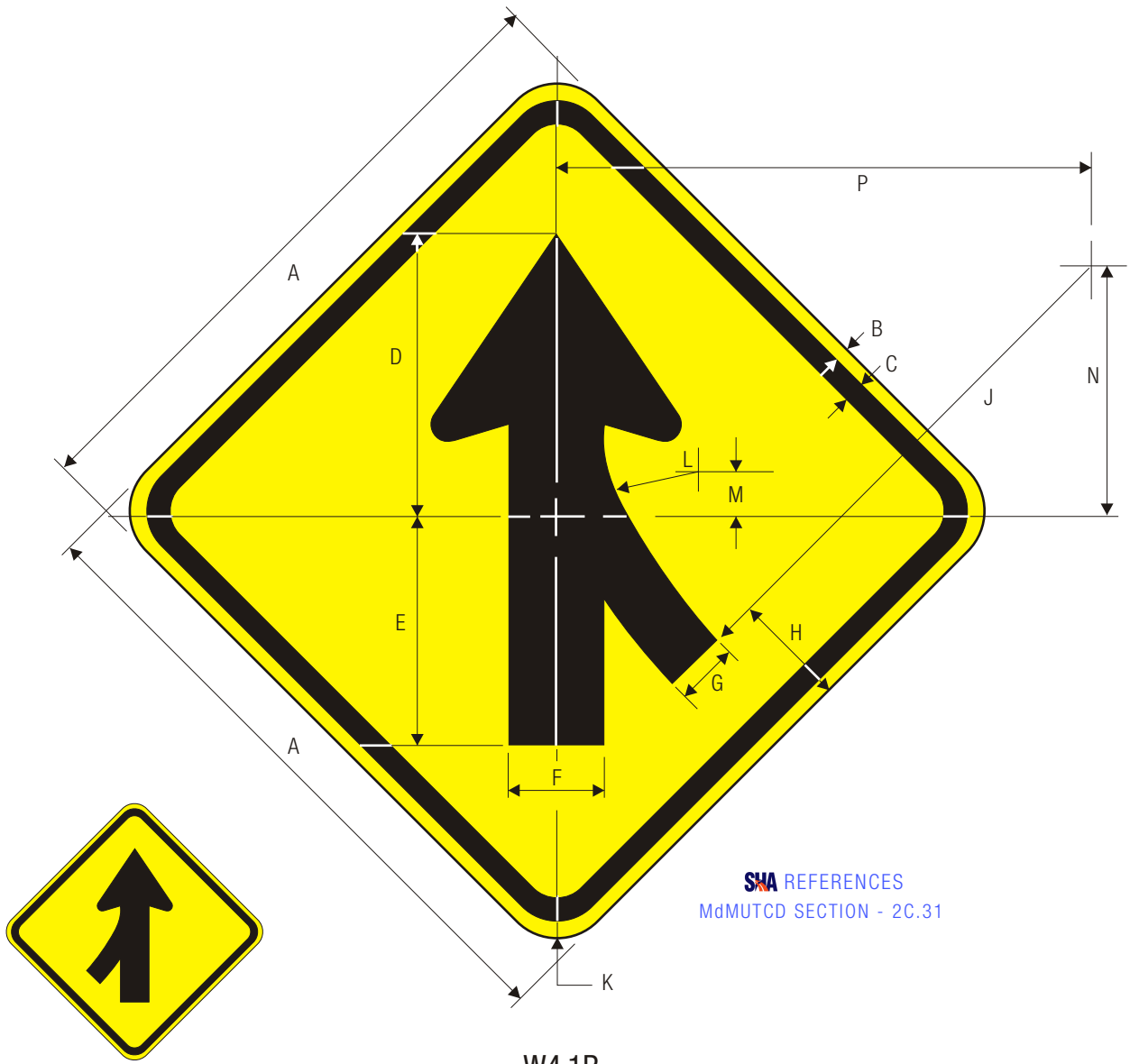


APPROVAL • SHA REVISIONS	APPROVAL • FEDERAL HIGHWAY ADMINISTRATION
APPROVAL 03/02/2009	APPROVAL
REVISED	REVISED
REVISED	REVISED
REVISED	REVISED

WORK AREA - REDUCE SPEED - FINES DOUBLE

SIGN NUMBER

W3-5(2)



W4-1L

SHA REFERENCES
MdMUTCD SECTION - 2C.31

W4-1R

MERGE

SHA REFERENCES
MdMUTCD SECTION - 2C.31

SHA * FOR ARROWHEAD DIMENSIONS REFER TO STANDARD ARROW
DETAILS IN APPENDIX-ARROWS SECTION FROM FHWA'S
STANDARD HIGHWAY SIGNS BOOK-APPENDIX SECTION.

A	B	C	D	E	F	G	H	J	K	L	M	N	P
24	.375	.625	10.25	8.75	3.5	2.375	4.188	22.25	1.5	6.375	2.625	10.375	22.188
30	.5	.75	13	11	4.375	3	5.25	28	1.875	8	3	13	27.75
36	.625	.875	15.75	13.25	5.25	3.625	6.313	33.625	2.25	9.625	4	15.625	33.313
48	.75	1.25	20.5	17.5	7	4.75	8.375	45	3	12.813	5.25	20.75	44.375

C

WARNING SIGN COLORS:

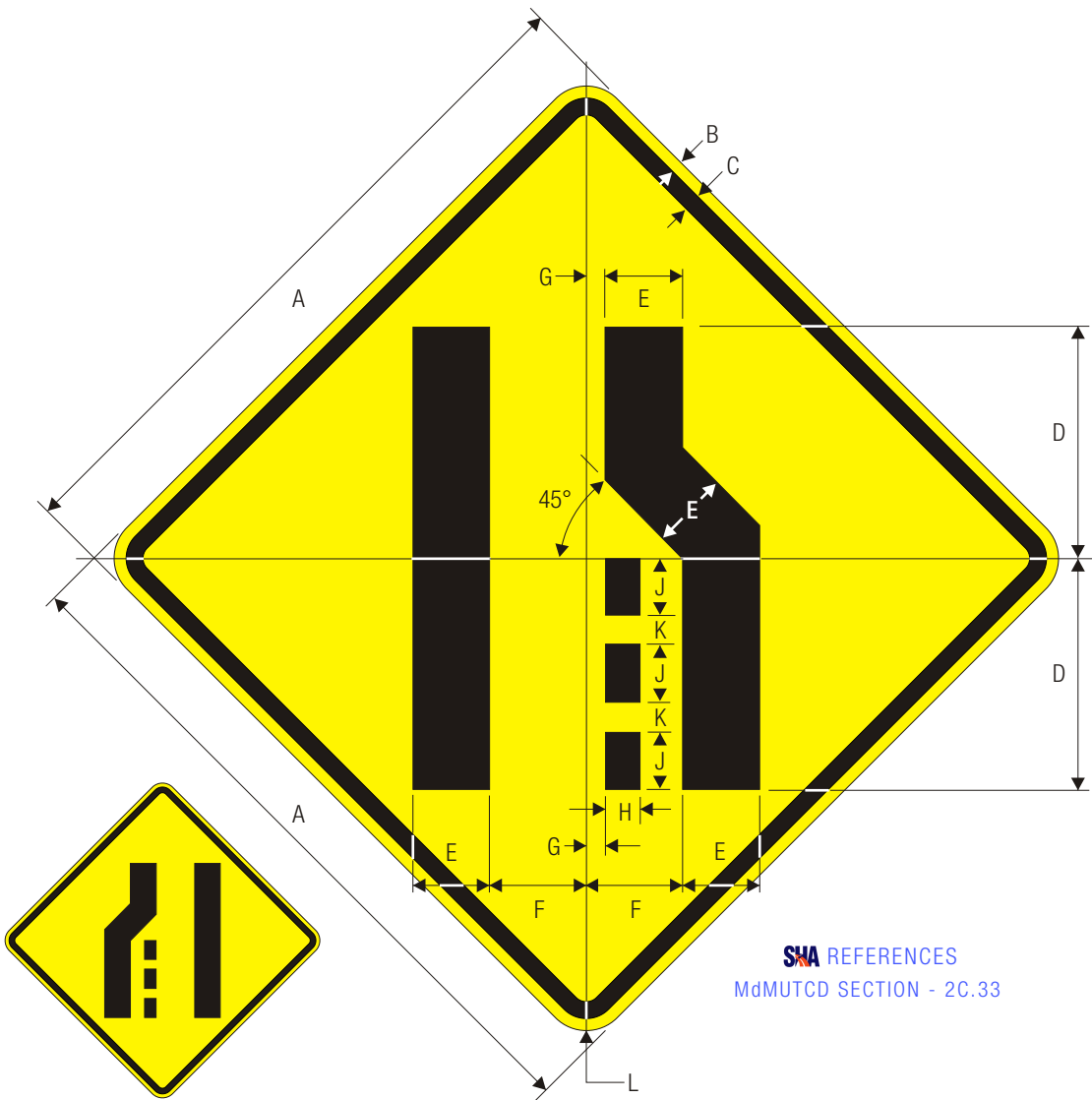
SYMBOL — BLACK

SHA BACKGROUND— FLUORESCENT YELLOW (RETROREFLECTIVE)

TTC SIGN COLORS:

SYMBOL — BLACK

BACKGROUND— FLUORESCENT ORANGE (RETROREFLECTIVE) SHA



SHA REFERENCES
MdMUTCD SECTION - 2C.33

W4-2L

W4-2R

LANE ENDS

SHA REFERENCES
MdMUTCD SECTION - 2C.33

C

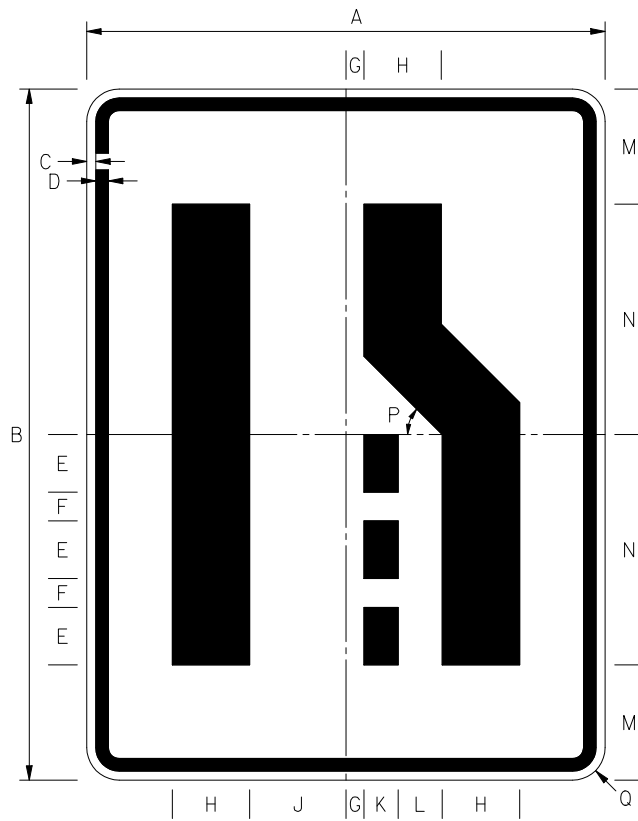
A	B	C	D	E	F	G	H	J	K	L
30	.5	.75	10	3.375	4.188	.875	1.5	2.5	1.25	1.875
36	.625	.875	12	4	5	1	1.75	3	1.5	2.25
48	.75	1.25	16	5.375	6.688	1.25	2.375	4	2	3

WARNING SIGN COLORS:

CONSTRUCTION SIGN COLORS:

SYMBOL – BLACK
SHA BACKGROUND – FLUORESCENT YELLOW (RETROREFLECTIVE)

SYMBOL – BLACK
BACKGROUND – FLUORESCENT ORANGE (RETROREFLECTIVE) SHA



NOTES:

1. SIGN SUPPLEMENTS SIGN W4-2.
2. THIS SIGN MAY ONLY BE USED IN CASES WHERE RESTRICTED LATERAL CLEARANCE EXISTS.

SIGN SIZE	DIMENSIONS (INCHES)							
	A	B	C	D	E	F	G	H
STD	36	48	5/8	7/8	4	2	1-1/4	5-3/8

SIGN SIZE	DIMENSIONS (INCHES)						
	J	K	L	M	N	P	Q
STD	6.688	2-3/8	3.063	8	16	45°	2-1/4

REFERENCES

MdMUTCD SECTION - 2C.33

COLORS

LEGEND - BLACK

BACKGROUND - FLUORESCENT ORANGE

APPROVED Tom Hicks (signature on file)
DIRECTOR - OFFICE OF TRAFFIC AND SAFETY

Maryland Department of Transportation
STATE HIGHWAY ADMINISTRATION
MARYLAND STANDARD HIGHWAY SIGNS

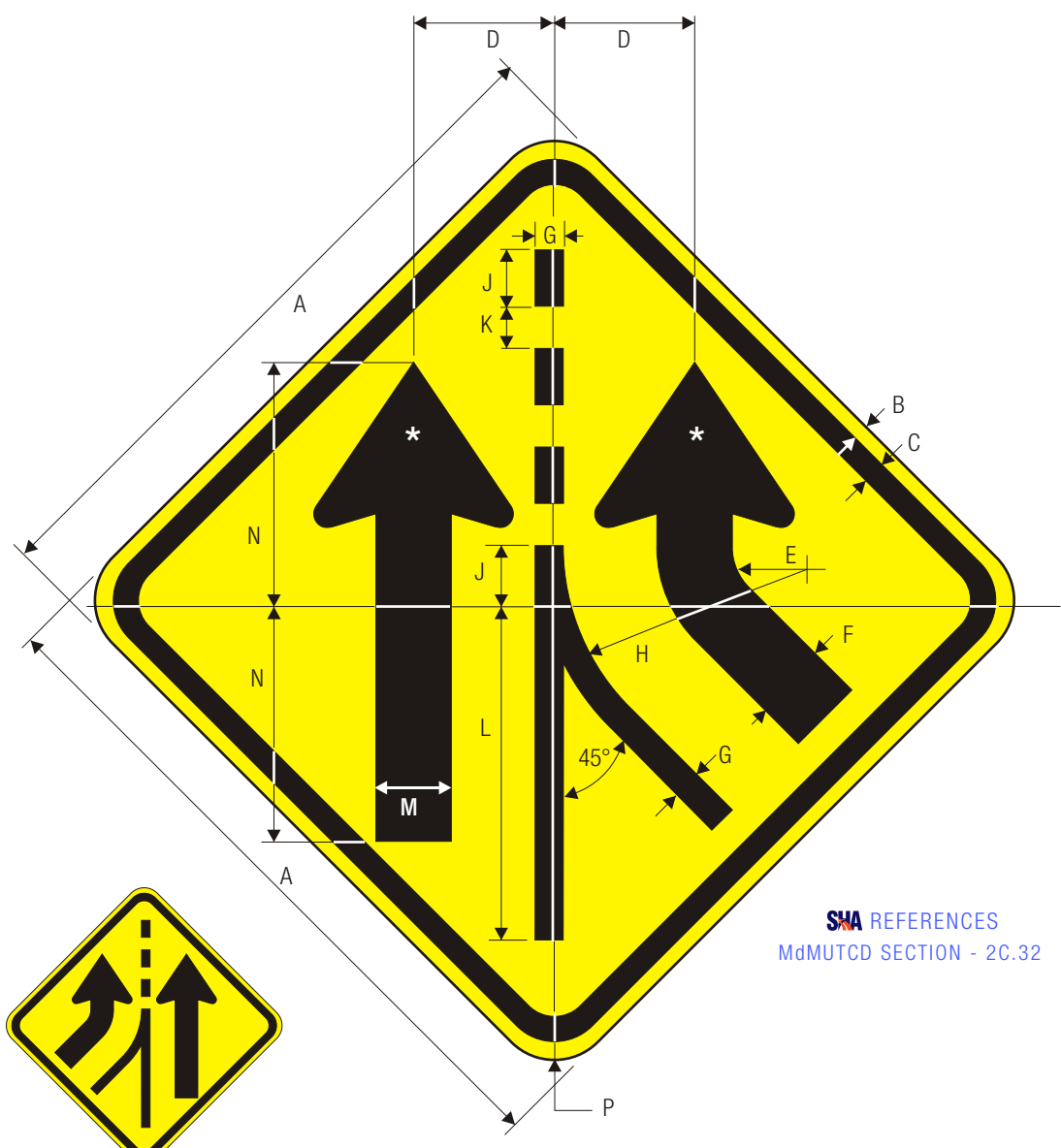


APPROVAL • SHA REVISIONS	APPROVAL • FEDERAL HIGHWAY ADMINISTRATION
APPROVAL 03/02/2009	APPROVAL
REVISED	REVISED
REVISED	REVISED
REVISED	REVISED

LANE ENDS

SIGN NUMBER

W4-2(1)(L&R)



SHA REFERENCES
MdMUTCD SECTION - 2C.32

W4-3L

SHA REFERENCES
MdMUTCD SECTION - 2C.32

W4-3R

ADDED LANE

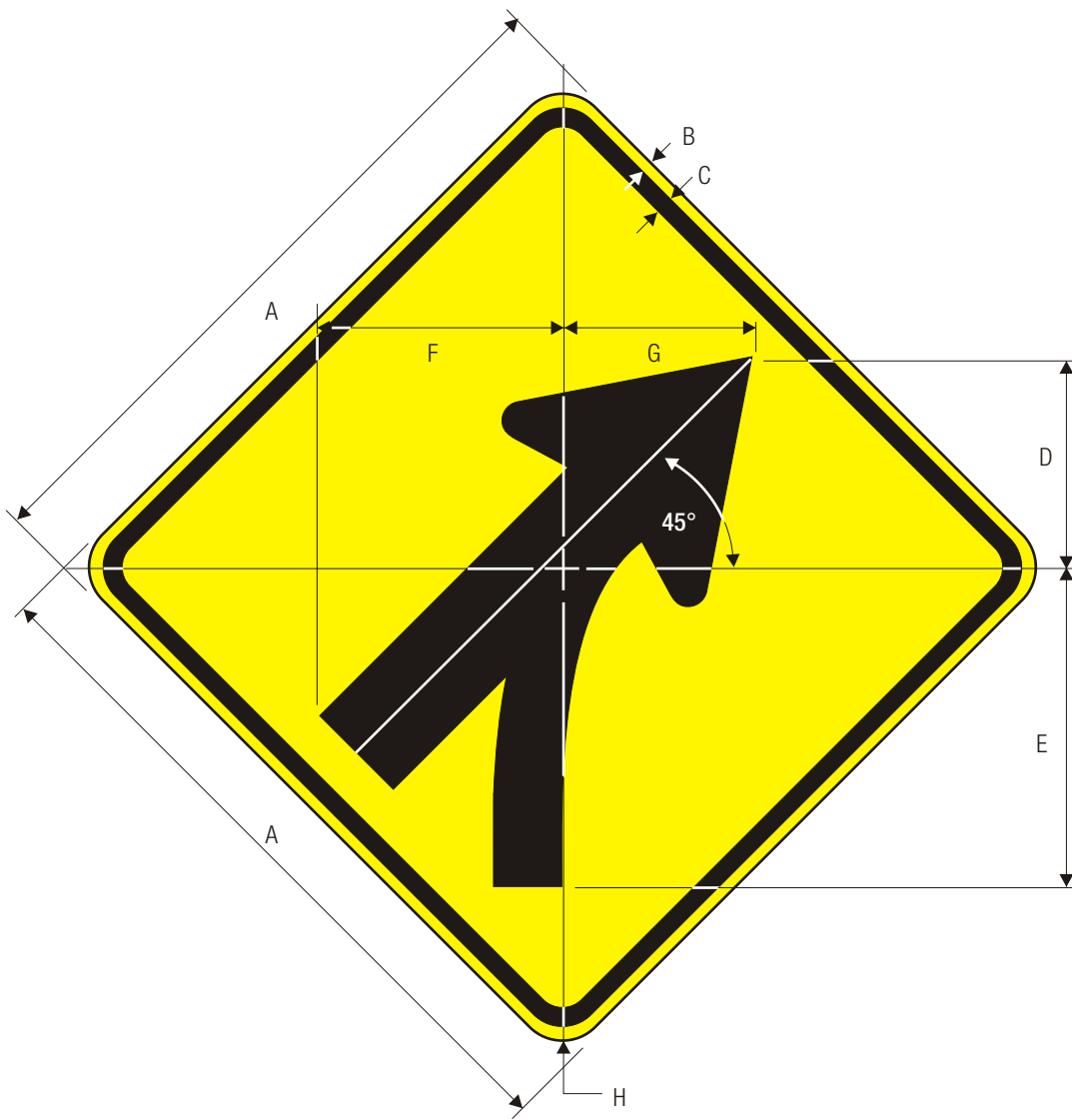
SHA * FOR ARROWHEAD DIMENSIONS REFER TO STANDARD ARROW
DETAILS IN APPENDIX-ARROWS SECTION FROM FHWA'S
STANDARD HIGHWAY SIGNS BOOK-APPENDIX SECTION.

A	B	C	D	E	F	G	H	J	K	L	M
36	.625	.825	7.5	3	4.125	1.5	11.813	3	2.25	18	4.125
48	.75	1.25	10	4	5.5	2	15.75	4	3	24	5.5

N	P
12.75	2.25
17	3

WARNING SIGN COLORS:
SYMBOL — BLACK
SHA BACKGROUND— FLUORESCENT YELLOW
(RETROREFLECTIVE)

TTC SIGN COLORS:
SYMBOL — BLACK
SHA BACKGROUND— FLUORESCENT ORANGE (RETROREFLECTIVE)



W4-5

ENTERING ROADWAY MERGE

*Scale and rotate W4-1 to fit dimensions.

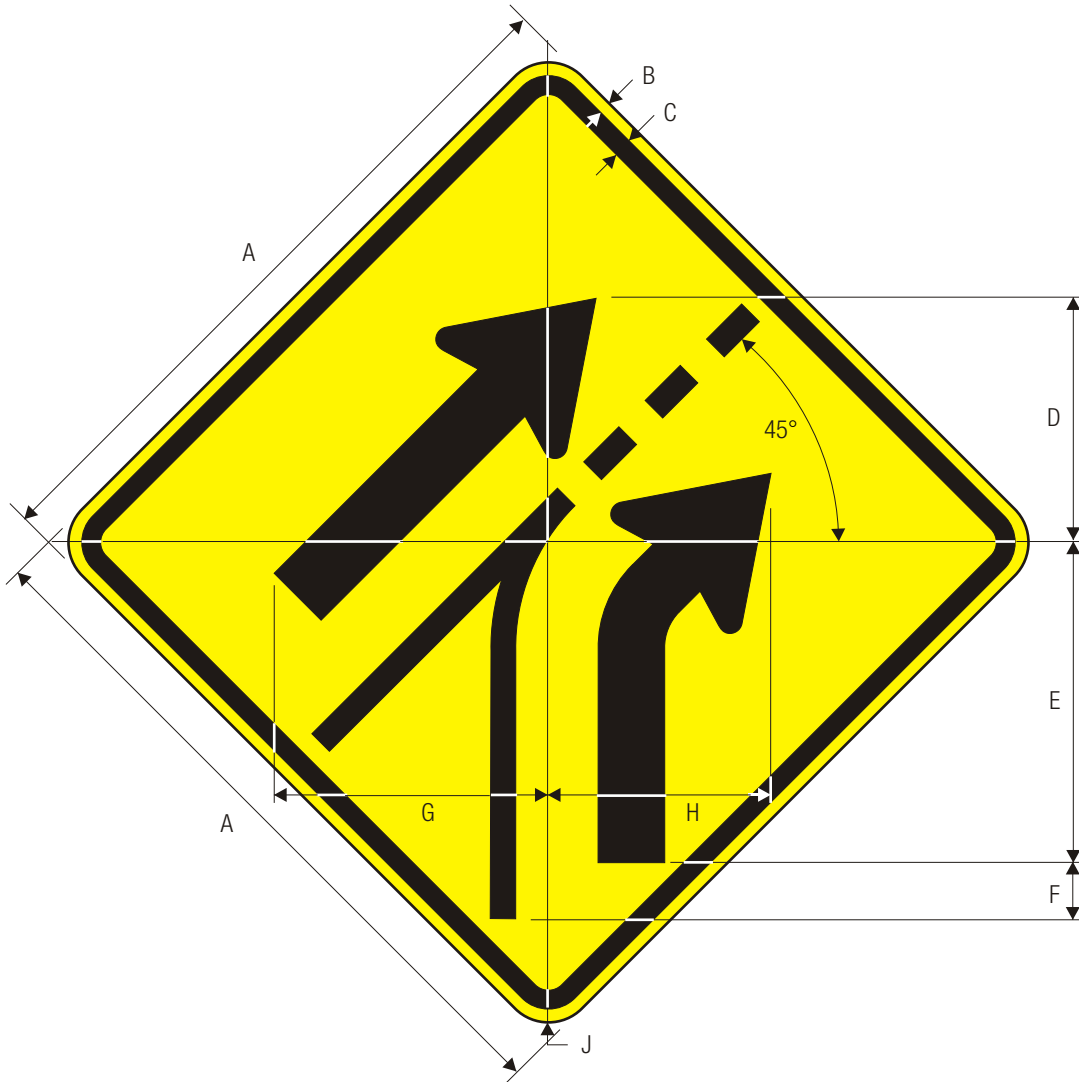
A	B	C	D	E	F	G	H
24	.375	.625	7.285	11	8.366	6.524	1.5
30	.5	.75	9.126	13.770	10.447	8.166	1.875
36	.625	.875	10.928	16.532	12.569	9.807	2.25
48	.75	1.25	14.571	22	16.732	13.049	3

WARNING SIGN COLORS:

SYMBOL — BLACK
 SHA BACKGROUND — FLUORESCENT YELLOW
 (RETROREFLECTIVE)

TTC SIGN COLORS:

SYMBOL — BLACK
 SHA BACKGROUND — FLUORESCENT ORANGE (RETROREFLECTIVE)



W4-6

ENTERING ROADWAY ADDED LANE

*Scale and rotate W4-3 to fit dimensions.

A	B	C	D	E	F	G	H	J
24	.375	.625	10.367	10.728	12.569	11.648	8.966	1.5
30	.5	.75	12.969	13.410	15.691	14.571	11.208	1.875
36	.625	.875	15.571	16.092	18.814	17.493	13.450	2.25
48	.75	1.25	20.735	21.456	25.139	23.297	17.933	3

C

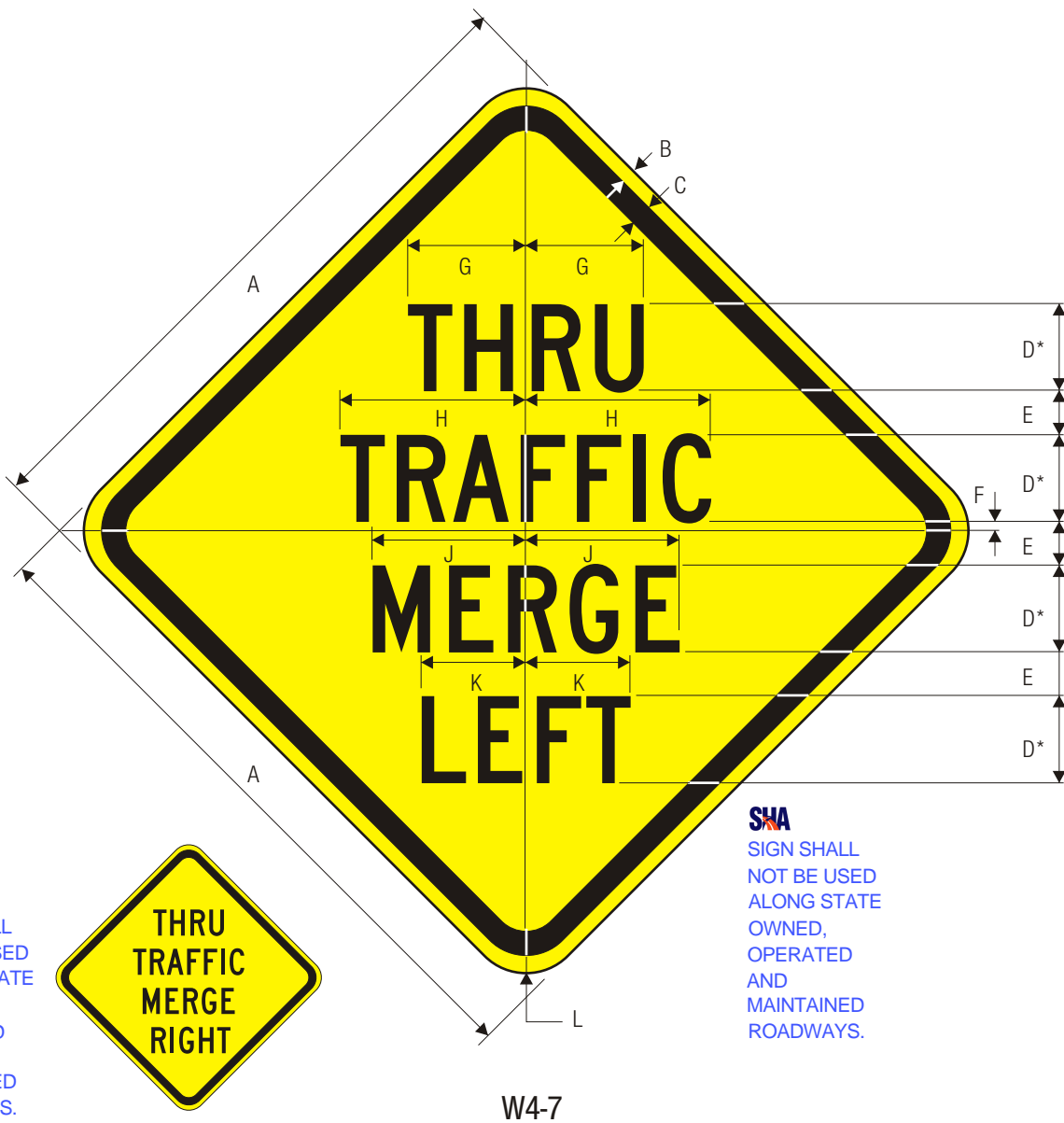
WARNING SIGN COLORS:

LEGEND — BLACK
 SHWA BACKGROUND — FLUORESCENT YELLOW (RETROREFLECTIVE)

TTC SIGN COLORS:

LEGEND — BLACK
 SHWA BACKGROUND — FLUORESCENT ORANGE (RETROREFLECTIVE)

SHWA REFERENCES
 MdMUTCD SECTION - 2C.32



W4-7

W4-7
THRU TRAFFIC MERGE LEFT

SHA
SIGN SHALL
NOT BE USED
ALONG STATE
OWNED,
OPERATED
AND
MAINTAINED
ROADWAYS.

SHA
SIGN SHALL
NOT BE USED
ALONG STATE
OWNED,
OPERATED
AND
MAINTAINED
ROADWAYS.

*Series 2000 Standard Alphabets.

A	B	C	D	E	F	G	H	J	K	L
30	.5	.75	4 C	2	.480	5.424	8.526	7.045	4.803	1.875
36	.625	.875	5 C	2.401	.560	6.765	10.648	8.826	6	2.25
48	.75	1.25	6 C	3	.720	8.126	12.789	10.588	7.205	3
60	.75	1.25	8 C	4	.960	10.828	17.032	14.110	9.607	3

WARNING SIGN COLORS:

LEGEND — BLACK
BACKGROUND — YELLOW (RETROREFLECTIVE)

TTC SIGN COLORS:

LEGEND — BLACK
BACKGROUND — ORANGE (RETROREFLECTIVE)



W5-1
ROAD NARROWS

	A	B	C	D	E	F	G	H	J	K	L
	30	.5	.75	5 D	3	1.75	7.875	8.625	14.75	15.125	1.875
C	36	.625	.875	6 D	3.5	2	9.5	10.313	17.625	18.25	2.25
	48	.75	1.25	8 D	4	3	12.688	13.75	23.5	24.375	3

WARNING SIGN COLORS:

LEGEND — BLACK

SHA BACKGROUND— FLUORESCENT YELLOW (RETROREFLECTIVE)

TTC SIGN COLORS:

LEGEND — BLACK

SHA BACKGROUND— FLUORESCENT ORANGE (RETROREFLECTIVE)

SHA REFERENCES

MdMUTCD SECTION - 2C.15



SHA SIGN SHALL NOT BE USED ALONG STATE OWNED, OPERATED AND MAINTAINED ROADWAYS.

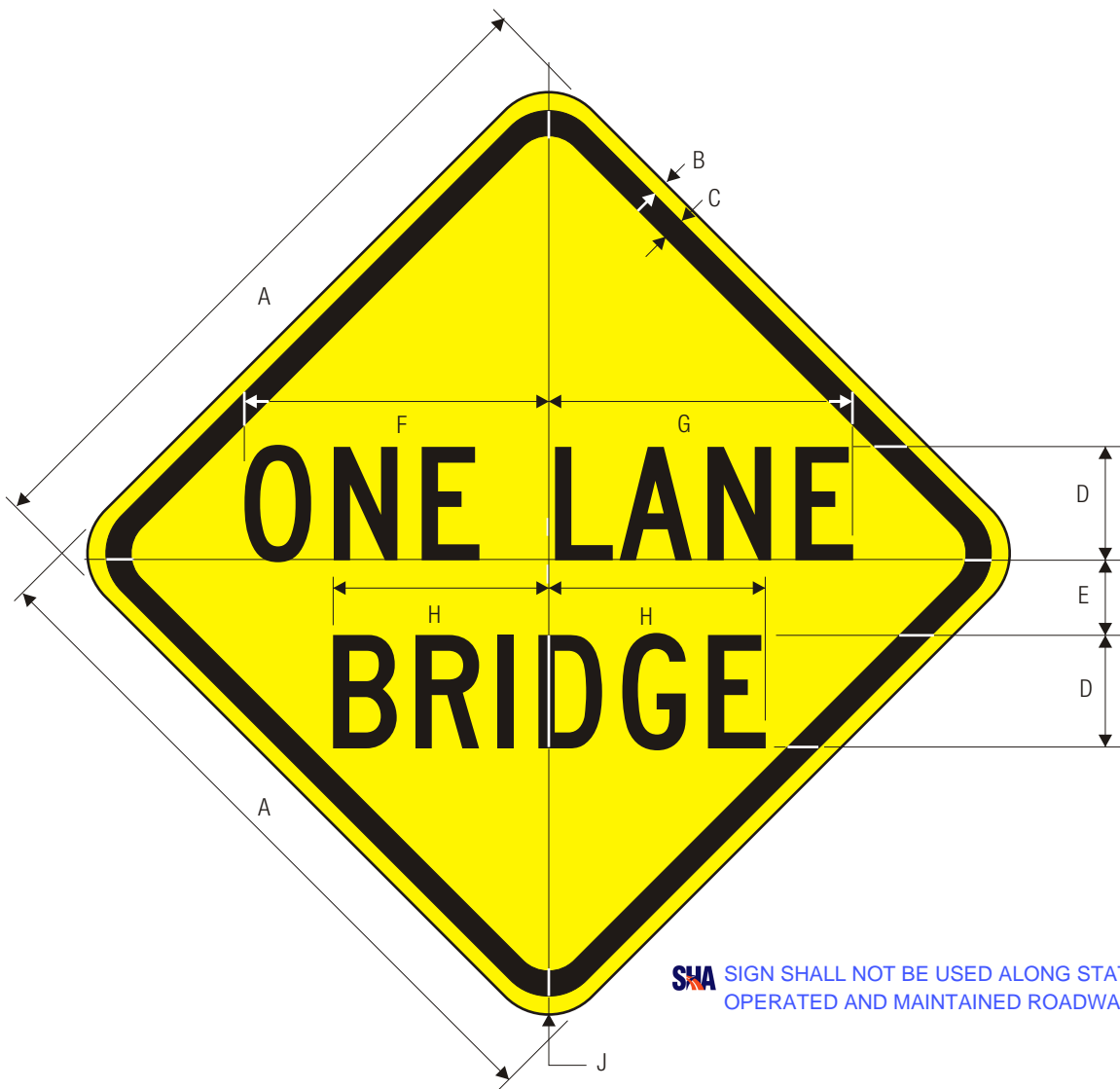
W5-2
NARROW BRIDGE

*Reduce spacing 20%.

	A	B	C	D	E	F	G	H	J
	24	.375	.625	4 D	.25	2	10.438	8.75	1.5
	30	.5	.75	5 D	.5	2.5	13.063	10.875	1.875
C	36	.625	.875	6 D	.75	3	15.688	13.063	2.25
	48	.75	1.25	8 D	.5	4	20.875	17.375	3

WARNING SIGN COLORS:
LEGEND — BLACK
BACKGROUND— YELLOW (RETROREFLECTIVE)

TTC SIGN COLORS:
LEGEND — BLACK
BACKGROUND— ORANGE (RETROREFLECTIVE)



SHA SIGN SHALL NOT BE USED ALONG STATE OWNED, OPERATED AND MAINTAINED ROADWAYS.

W5-3

ONE LANE BRIDGE

A	B	C	D	E	F	G	H	J
24	.375	.625	4 C	2.5	10.625	10.625	7.688	1.5
30	.5	.75	5 C	3.25	13.313	12.688	9.125	1.875
36	.625	.875	6 C	4	16	15.25	11.5	2.25
48	.75	1.25	8 C	5	21.25	20.25	15.375	3

C

WARNING SIGN COLORS:
 LEGEND — BLACK
 BACKGROUND— YELLOW (RETROREFLECTIVE)

TTC SIGN COLORS:
 LEGEND — BLACK
 BACKGROUND— ORANGE (RETROREFLECTIVE)



SIGN SIZE	DIMENSIONS (INCHES)						
	A	B	C	D	E	F	G
MIN	24	3/8	5/8	4C	2	3	1-1/2
STD	30	1/2	3/4	5C	2-1/2	4	1-7/8
EXPWY	36	5/8	7/8	6C	3	5	2-1/4
FWY	48	3/4	1-1/4	8C	4	7	3

REFERENCES

MdMUTCD SECTION - 2C.17, 5C.06

COLORS

FOR USE AS WARNING SIGNS

LEGEND - BLACK
BACKGROUND - FLUORESCENT YELLOW

FOR USE AS WORK AREA SIGNS

LEGEND - BLACK
BACKGROUND - FLUORESCENT ORANGE

APPROVED Tom Hicks (signature on file)
DIRECTOR - OFFICE OF TRAFFIC AND SAFETY

Maryland Department of Transportation
STATE HIGHWAY ADMINISTRATION
MARYLAND STANDARD HIGHWAY SIGNS



APPROVAL • SHA REVISIONS	APPROVAL • FEDERAL HIGHWAY ADMINISTRATION
APPROVAL 03/02/2009	APPROVAL
REVISED	REVISED
REVISED	REVISED
REVISED	REVISED

ONE LANE BRIDGE

SIGN NUMBER

W5-3(2)



W5-4

RAMP NARROWS

A	B	C	D	E	F	G	H	J
30	.5	.75	5 D	2.722	1.080	8.626	14.951	1.875
36	.625	.875	6 D	3.122	1.280	10.367	17.933	2.25
48	.75	1.25	8 D	5.884	1.681	13.890	24.058	3

C

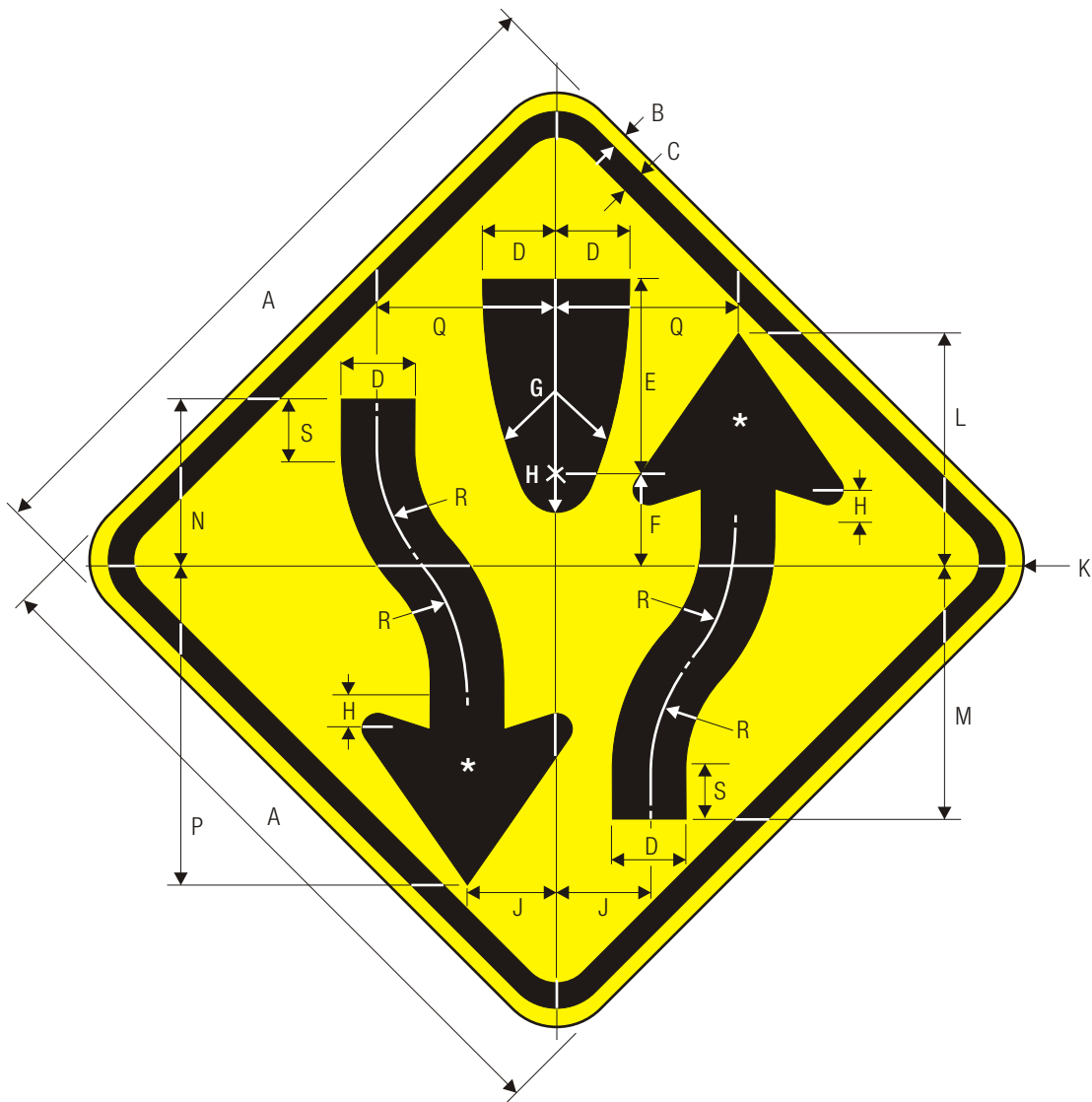
WARNING SIGN COLORS:

LEGEND — BLACK
 SH A BACKGROUND — FLUORESCENT YELLOW (RETROREFLECTIVE)

TTC SIGN COLORS:

LEGEND — BLACK
 SH A BACKGROUND — FLUORESCENT ORANGE (RETROREFLECTIVE)

SH A REFERENCES
 MdMUTCD SECTION - NONE



W6-1

DIVIDED HIGHWAY

SHA * FOR ARROWHEAD DIMENSIONS REFER TO STANDARD ARROW DETAILS IN APPENDIX-ARROWS SECTION FROM FHWA'S STANDARD HIGHWAY SIGNS BOOK-APPENDIX SECTION.

A	B	C	D	E	F	G	H	J	K	L	M
30	.5	.75	3.313	8.313	4.125	25	1.688	4.125	1.875	10	11.625
36	.625	.875	4	10	5	30	2	5	2.25	12	14
48	.75	1.25	5.25	13.125	6.563	39.313	2.625	6.563	3	16	18.688

C

N	P	Q	R	S
7.938	13.688	7.875	8.313	2.063
9.5	16.5	9.5	10	2.5
12.688	22	12.438	13.125	3.313

WARNING SIGN COLORS:

SYMBOL — BLACK

SHA BACKGROUND— FLUORESCENT YELLOW (RETROREFLECTIVE)

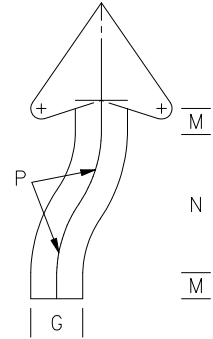
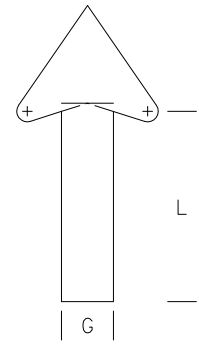
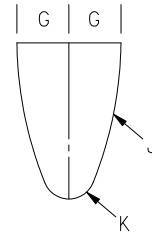
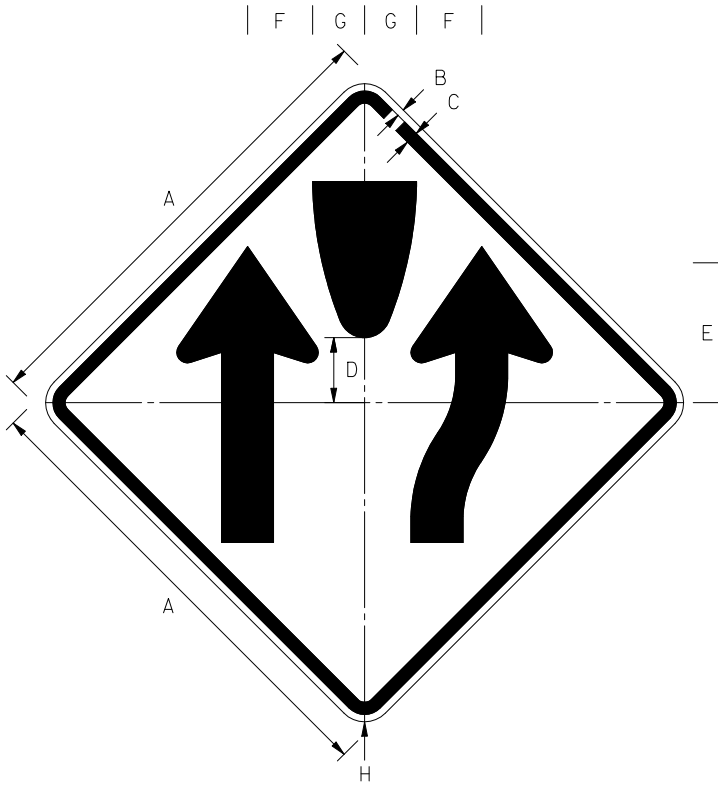
TTC SIGN COLORS:

SYMBOL — BLACK

SHA BACKGROUND— FLUORESCENT ORANGE (RETROREFLECTIVE)

SHA REFERENCES

MdMUTCD SECTION - 2C.18



NOTE: FOR ARROWHEAD DIMENSIONS REFER TO ARROWDET-1.

SIGN SIZE	DIMENSIONS (INCHES)						
	A	B	C	D	E	F	G
STD	36	5/8	7/8	5	10-3/4	5	4
SPECIAL	48	3/4	1-1/4	6-9/16	14-3/8	6-3/4	5-1/4

SIGN SIZE	DIMENSIONS (INCHES)						
	H	J	K	L	M	N	P
STD	2-1/4	30	2	14-5/8	2	10-5/8	10
SPECIAL	3	39-5/16	2-5/8	19-3/4	2-1/2	14-3/4	12

REFERENCES

MdMUTCD SECTION - 6F.46

COLORS

LEGEND - BLACK

BACKGROUND - FLUORESCENT ORANGE

APPROVED Tom Hicks (signature on file)
DIRECTOR - OFFICE OF TRAFFIC AND SAFETY

Maryland Department of Transportation
STATE HIGHWAY ADMINISTRATION
MARYLAND STANDARD HIGHWAY SIGNS

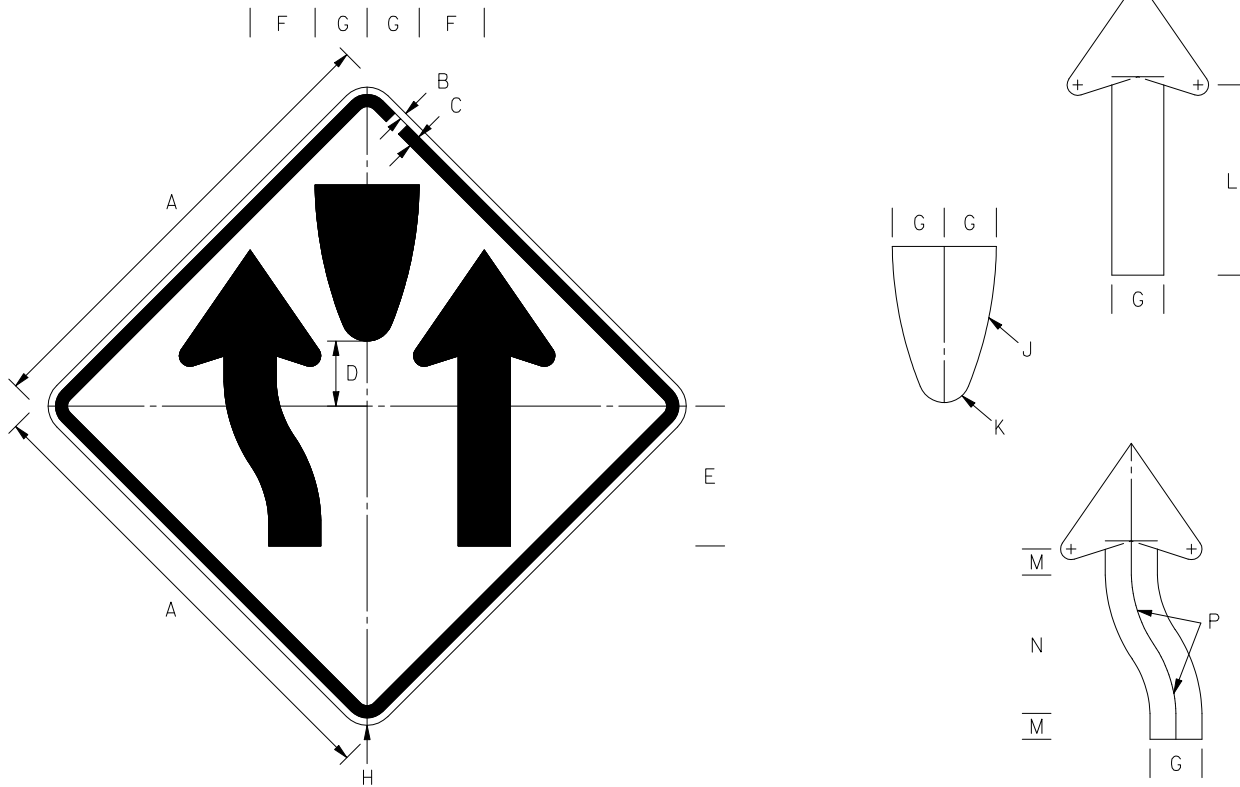
DIVIDED HIGHWAY-REVERSE CURVE ON RIGHT



APPROVAL • SHA REVISIONS	APPROVAL • FEDERAL HIGHWAY ADMINISTRATION
APPROVAL 03/02/2009	APPROVAL
REVISED	REVISED
REVISED	REVISED
REVISED	REVISED

SIGN NUMBER

W6-1(1)



NOTE: FOR ARROWHEAD DIMENSIONS REFER TO ARROWDET-1.

SIGN SIZE	DIMENSIONS (INCHES)						
	A	B	C	D	E	F	G
STD	36	5/8	7/8	5	10-3/4	5	4
SPECIAL	48	3/4	1-1/4	6-9/16	14-3/8	6-3/4	5-1/4

SIGN SIZE	DIMENSIONS (INCHES)						
	H	J	K	L	M	N	P
STD	2-1/4	30	2	14-5/8	2	10-5/8	10
SPECIAL	3	39-5/16	2-5/8	19-3/4	2-1/2	14-3/4	12

REFERENCES

MdMUTCD SECTION - 6F.46

COLORS

LEGEND - BLACK

BACKGROUND - FLUORESCENT ORANGE

APPROVED Tom Hicks (signature on file)
DIRECTOR - OFFICE OF TRAFFIC AND SAFETY

Maryland Department of Transportation
STATE HIGHWAY ADMINISTRATION
MARYLAND STANDARD HIGHWAY SIGNS

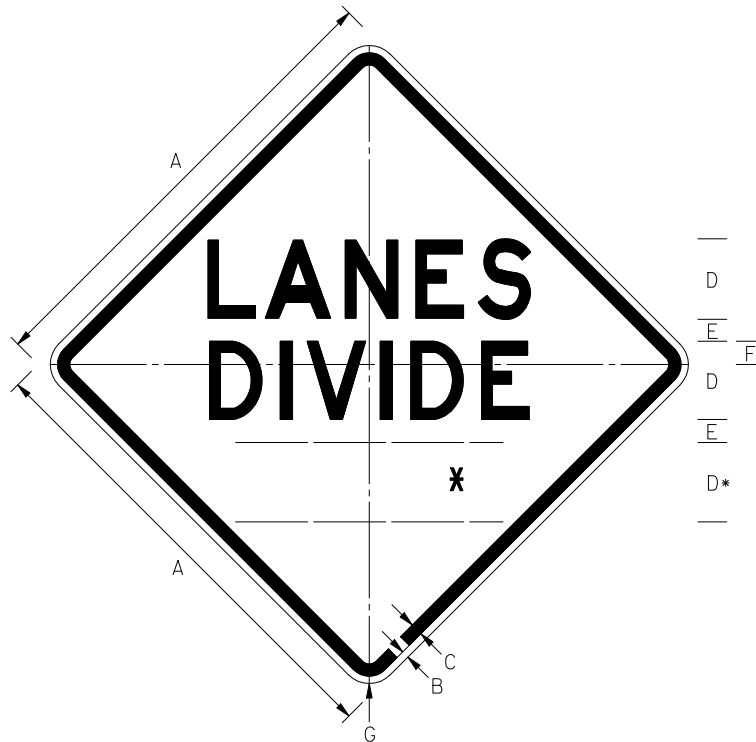
DIVIDED HIGHWAY-REVERSE CURVE ON LEFT



APPROVAL • SHA REVISIONS	APPROVAL • FEDERAL HIGHWAY ADMINISTRATION
APPROVAL 03/02/2009	APPROVAL
REVISED	REVISED
REVISED	REVISED
REVISED	REVISED

SIGN NUMBER

W6-1(2)



* REFER TO DISTANCE DETAILS IN WORK AREA SECTION FOR LINE 3 MESSAGE AND DIMENSIONS

SIGN SIZE	DIMENSIONS (INCHES)						
	A	B	C	D	E	F	G
MIN	36	5/8	7/8	5D	3-1/2	3-1/4	2-1/4
STD	48	3/4	1-1/4	7D	4-3/4	4-1/2	3
SPECIAL	60	3/4	1-1/4	9D	6	5	3

REFERENCES

MdMUTCD SECTION - 6F.46

COLORS

LEGEND - BLACK

BACKGROUND - FLUORESCENT ORANGE

APPROVED Tom Hicks (signature on file)
DIRECTOR - OFFICE OF TRAFFIC AND SAFETY

Maryland Department of Transportation
STATE HIGHWAY ADMINISTRATION
MARYLAND STANDARD HIGHWAY SIGNS

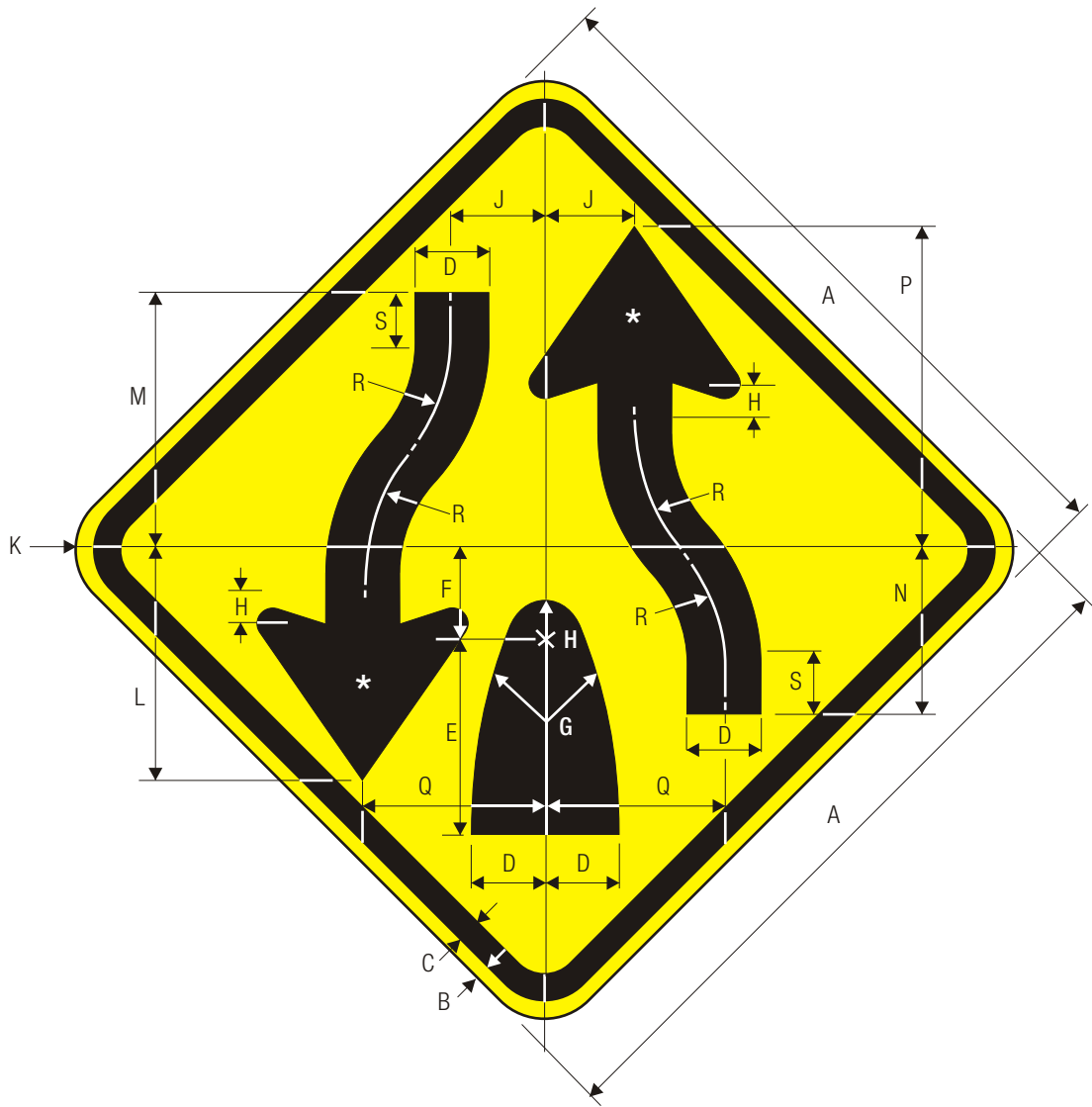


APPROVAL • SHA REVISIONS	APPROVAL • FEDERAL HIGHWAY ADMINISTRATION
APPROVAL 03/02/2009	APPROVAL
REVISED	REVISED
REVISED	REVISED
REVISED	REVISED

LANES DIVIDE _____

SIGN NUMBER

W6-1(3)



W6-2
DIVIDED HIGHWAY ENDS

SHA * FOR ARROWHEAD DIMENSIONS REFER TO STANDARD ARROW DETAILS IN APPENDIX-ARROWS SECTION FROM FHWA'S STANDARD HIGHWAY SIGNS BOOK-APPENDIX SECTION.

A	B	C	D	E	F	G	H	J	K	L	M
30	.5	.75	3.313	8.313	4.125	25	1.688	4.125	1.875	10	11.875
36	.625	.875	4	10	5	30	2	5	2.25	12	14
48	.75	1.25	5.25	13.125	6.563	39.313	2.625	6.563	3	16	18.688

N	P	Q	R	S
7.938	13.703	7.875	8.313	2.063
9.5	16.5	9.5	10	2.5
12.688	22	12.438	13.125	3.313

WARNING SIGN COLORS:

SYMBOL — BLACK
SHA BACKGROUND — FLUORESCENT YELLOW (RETROREFLECTIVE)

TTC SIGN COLORS:

SYMBOL — BLACK
SHA BACKGROUND — FLUORESCENT ORANGE (RETROREFLECTIVE)

SHA REFERENCES

MdMUTCD SECTION - 2C.19, 2C.34



W6-2a

DIVIDED HIGHWAY ENDS

*Series 2000 Standard Alphabets.

	A	B	C	D	E	F	G	H	J	K
	30	.5	.75	5 C	2.481	.760	10.367	11.808	6.805	1.875
C	36	.625	.875	6 C	3	.880	12.449	14.170	8.166	2.25
	48	.75	1.25	8 C	4	.960	16.592	18.894	10.888	3

WARNING SIGN COLORS:

LEGEND — BLACK
 BACKGROUND — YELLOW (RETROREFLECTIVE)

TTC SIGN COLORS:

LEGEND — BLACK
 BACKGROUND — ORANGE (RETROREFLECTIVE)



W6-2b

DIVIDED ROAD ENDS

*Series 2000 Standard Alphabets.

A	B	C	D	E	F	G	H	J	K
24	.375	.625	4 C	2	.400	8.286	5.505	5.444	1.5
30	.5	.75	5 C	2.481	.760	10.367	6.885	6.805	1.875
36	.625	.875	6 C	3	.880	12.449	8.266	8.166	2.25
48	.75	1.25	8 C	4	.960	16.592	11	10.888	3

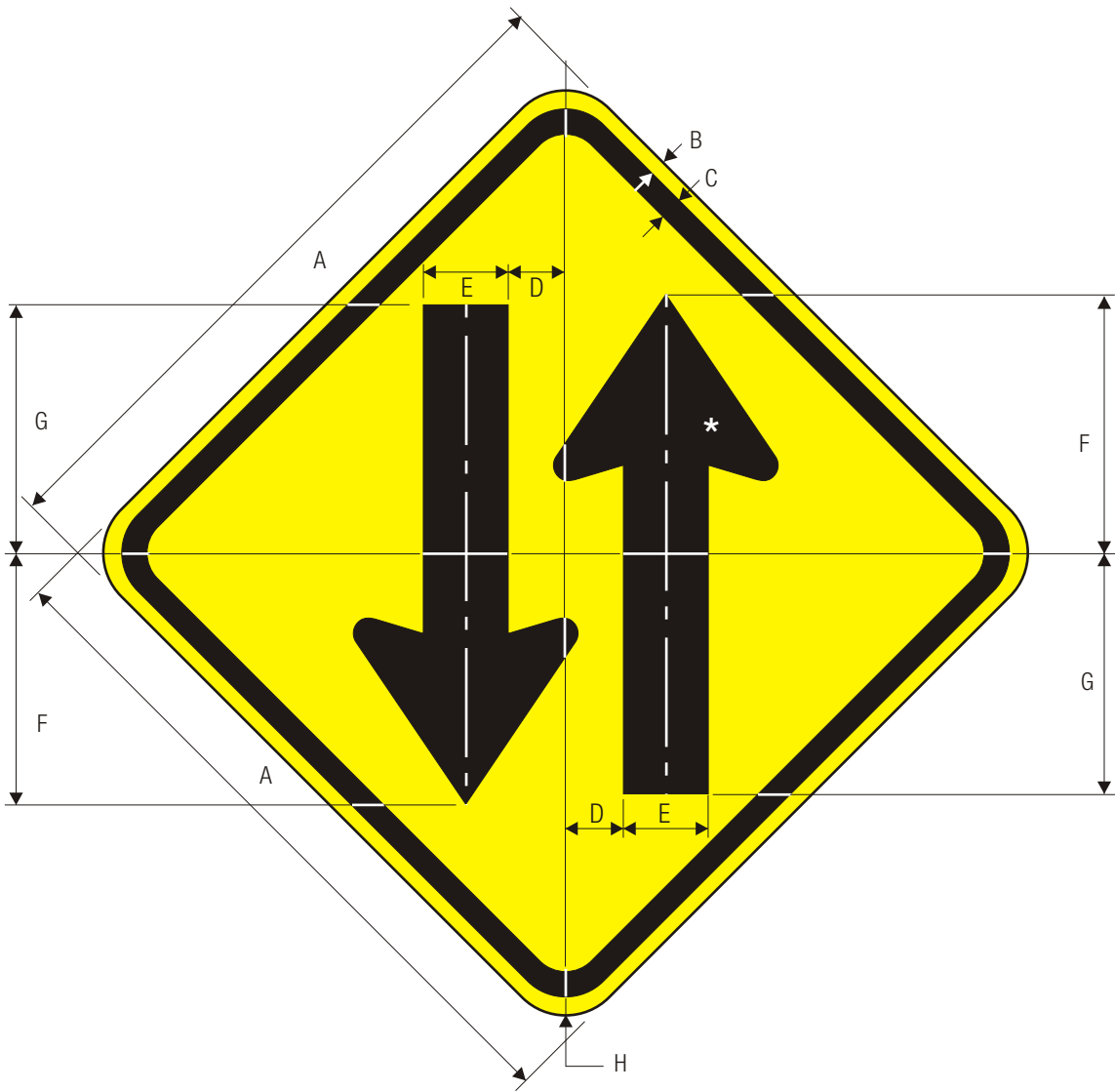
C

WARNING SIGN COLORS:

LEGEND — BLACK
 BACKGROUND — YELLOW (RETROREFLECTIVE)

TTC SIGN COLORS:

LEGEND — BLACK
 BACKGROUND — ORANGE (RETROREFLECTIVE)



W6-3

TWO WAY TRAFFIC

SHA * FOR ARROWHEAD DIMENSIONS REFER TO STANDARD ARROW DETAILS IN APPENDIX-ARROWS SECTION FROM FHWA'S STANDARD HIGHWAY SIGNS BOOK-APPENDIX SECTION.

	A	B	C	D	E	F	G	H
	30	.5	.75	2.438	3.75	11.25	10.625	1.875
C	36	.625	.875	2.938	4.25	13.5	12.75	2.25
	48	.75	1.25	3.875	6	18	17	3

WARNING SIGN COLORS:

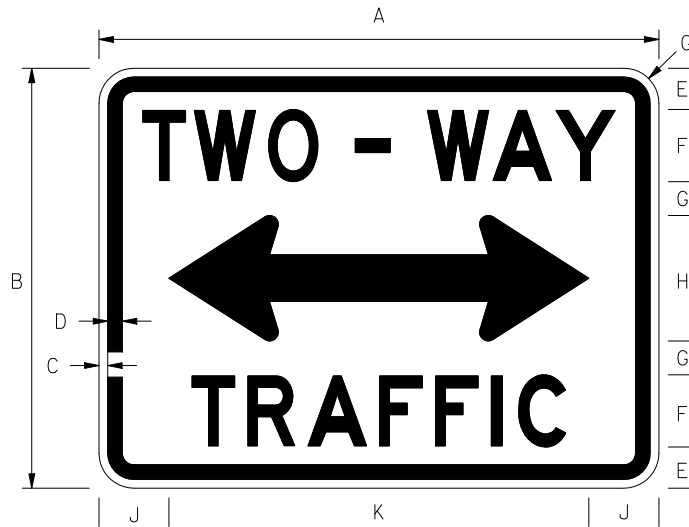
SYMBOL — BLACK
SHA BACKGROUND — FLUORESCENT YELLOW (RETROREFLECTIVE)

TTC SIGN COLORS:

SYMBOL — BLACK
SHA BACKGROUND — FLUORESCENT ORANGE (RETROREFLECTIVE)

SHA REFERENCES

MdMUTCD SECTION - 2C.19, 2C.34



NOTE: FOR ARROWHEAD DIMENSIONS REFER TO STANDARD ARROW DETAILS IN APPENDIX-ARROWS SECTION FROM FHWA STANDARD HIGHWAY SIGNS BOOK-APPENDIX. SECTION.

SIGN SIZE	DIMENSIONS (INCHES)									
	A	B	C	D	E	F	G	H	J	K
STD	24	18	3/8	5/8	1-13/16	3D	1-1/2	5-3/8	3	18

REFERENCES

MdMUTCD SECTION - 6F.46

COLORS

LEGEND - BLACK

BACKGROUND - WHITE

APPROVED Tom Hicks (signature on file)
DIRECTOR - OFFICE OF TRAFFIC AND SAFETY

Maryland Department of Transportation
STATE HIGHWAY ADMINISTRATION
MARYLAND STANDARD HIGHWAY SIGNS

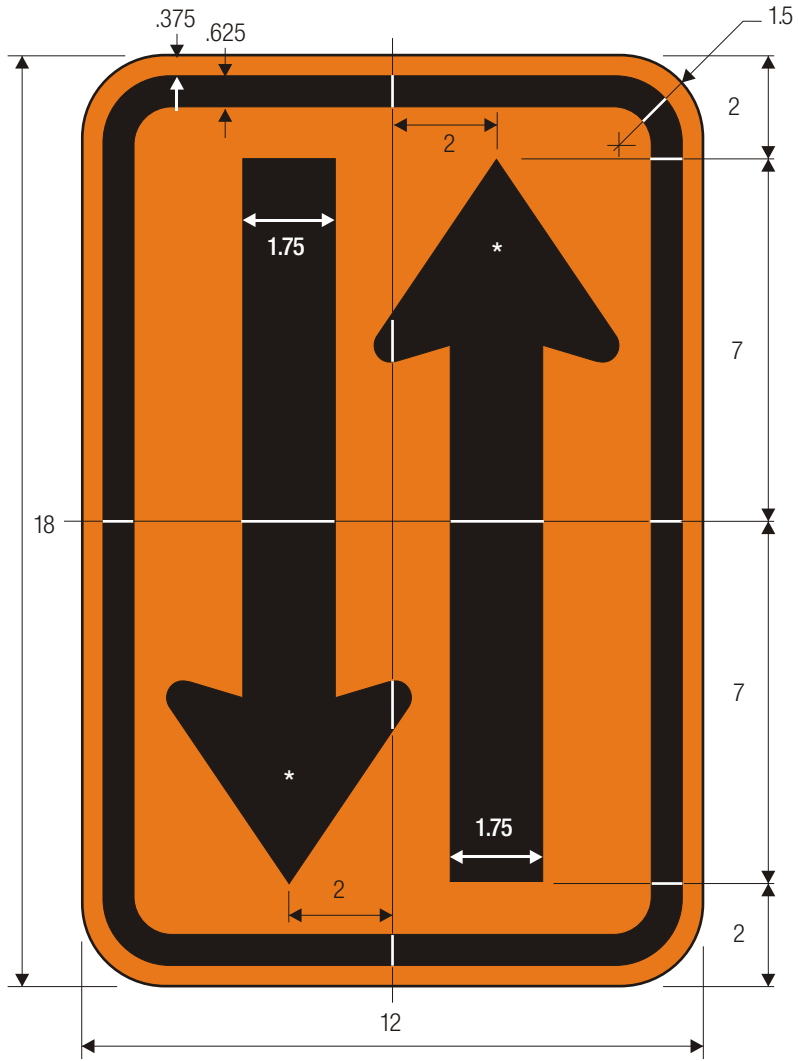


APPROVAL • SHA REVISIONS	APPROVAL • FEDERAL HIGHWAY ADMINISTRATION
APPROVAL 03/02/2009	APPROVAL
REVISED	REVISED
REVISED	REVISED
REVISED	REVISED

TWO WAY TRAFFIC

SIGN NUMBER

W6-4(1)



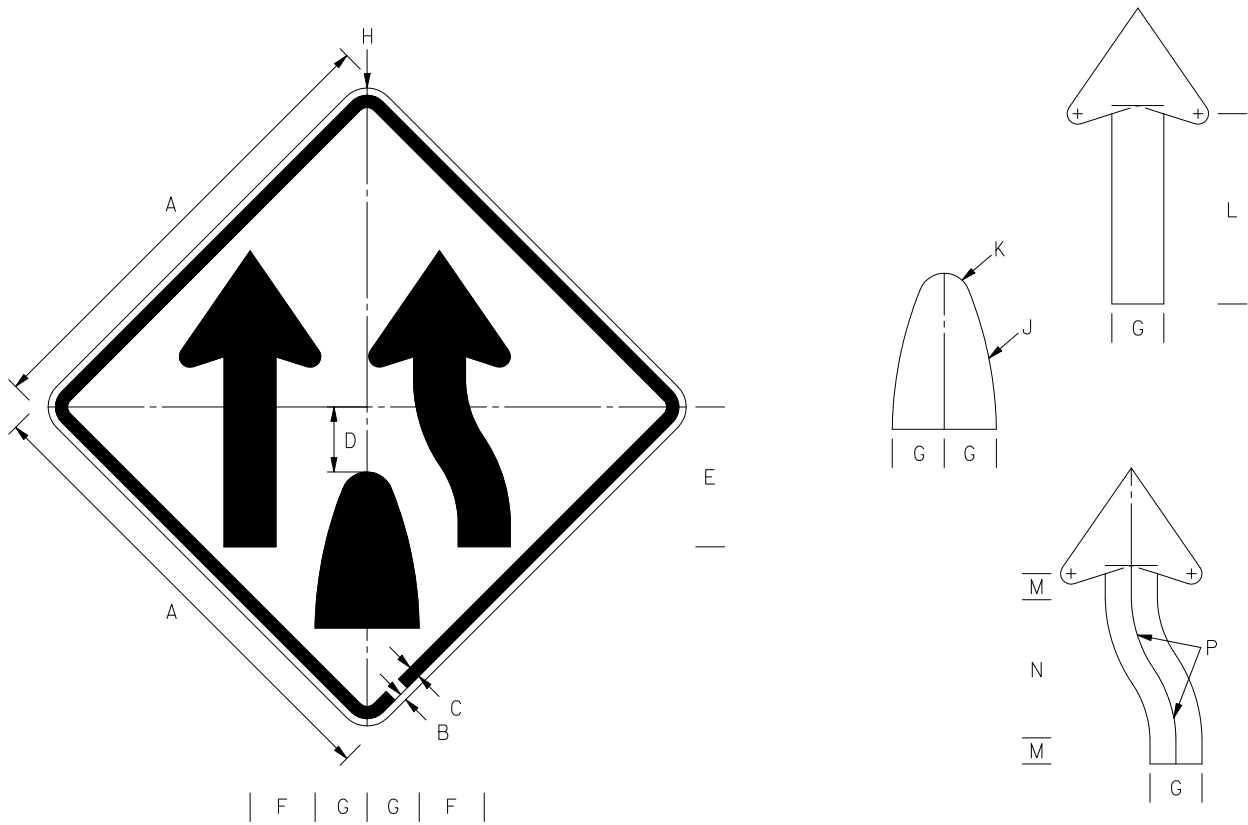
W6-4

TWO WAY TRAFFIC

SHA * FOR ARROWHEAD DIMENSIONS REFER TO STANDARD ARROW DETAILS IN APPENDIX-ARROWS SECTION FROM FHWA'S STANDARD HIGHWAY SIGNS BOOK-APPENDIX SECTION.

SHA REFERENCES
MdMUTCD SECTION - 6F.70

TTC SIGN COLORS:
SYMBOL — BLACK
SHA BACKGROUND—FLUORESCENT ORANGE (RETROREFLECTIVE)



NOTE: FOR ARROWHEAD DIMENSIONS REFER TO ARROWDET-1.

SIGN SIZE	DIMENSIONS (INCHES)						
	A	B	C	D	E	F	G
STD	36	5/8	7/8	5	10-3/4	5	4
SPECIAL	48	3/4	1-1/4	6-9/16	14-3/8	6-3/4	5-1/4

SIGN SIZE	DIMENSIONS (INCHES)						
	H	J	K	L	M	N	P
STD	2-1/4	30	2	14-5/8	2	10-5/8	10
SPECIAL	3	39-5/16	2-5/8	19-3/4	2-1/2	14-3/4	12

REFERENCES

MdMUTCD SECTION - 6F.46

COLORS

LEGEND - BLACK
BACKGROUND - FLUORESCENT ORANGE

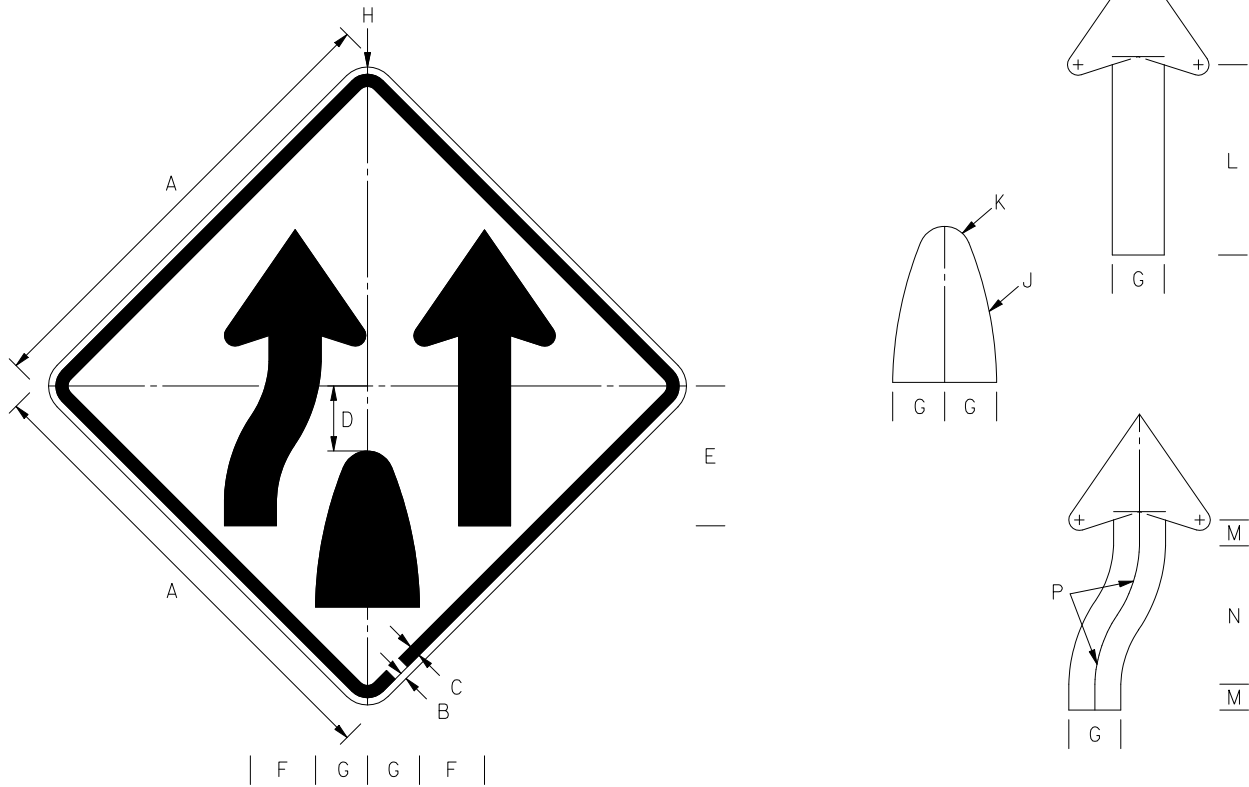
APPROVED Tom Hicks (signature on file)
DIRECTOR - OFFICE OF TRAFFIC AND SAFETY

Maryland Department of Transportation
STATE HIGHWAY ADMINISTRATION
MARYLAND STANDARD HIGHWAY SIGNS
DIVIDED HIGHWAY ENDS
REVERSE CURVE ON RIGHT



APPROVAL • SHA REVISIONS	APPROVAL • FEDERAL HIGHWAY ADMINISTRATION
APPROVAL 03/02/2009	APPROVAL
REVISED	REVISED
REVISED	REVISED
REVISED	REVISED

SIGN NUMBER **W6-6(1)**



NOTE: FOR ARROWHEAD DIMENSIONS REFER TO ARROWDET-1.

SIGN SIZE	DIMENSIONS (INCHES)						
	A	B	C	D	E	F	G
STD	36	5/8	7/8	5	10-3/4	5	4
SPECIAL	48	3/4	1-1/4	6-9/16	14-3/8	6-3/4	5-1/4

SIGN SIZE	DIMENSIONS (INCHES)						
	H	J	K	L	M	N	P
STD	2-1/4	30	2	14-5/8	2	10-5/8	10
SPECIAL	3	39-5/16	2-5/8	19-3/4	2-1/2	14-3/4	12

REFERENCES

MdMUTCD SECTION - 6F.46

COLORS

LEGEND - BLACK

BACKGROUND- FLUORESCENT ORANGE

APPROVED Tom Hicks (signature on file)
DIRECTOR - OFFICE OF TRAFFIC AND SAFETY

Maryland Department of Transportation
STATE HIGHWAY ADMINISTRATION

MARYLAND STANDARD HIGHWAY SIGNS

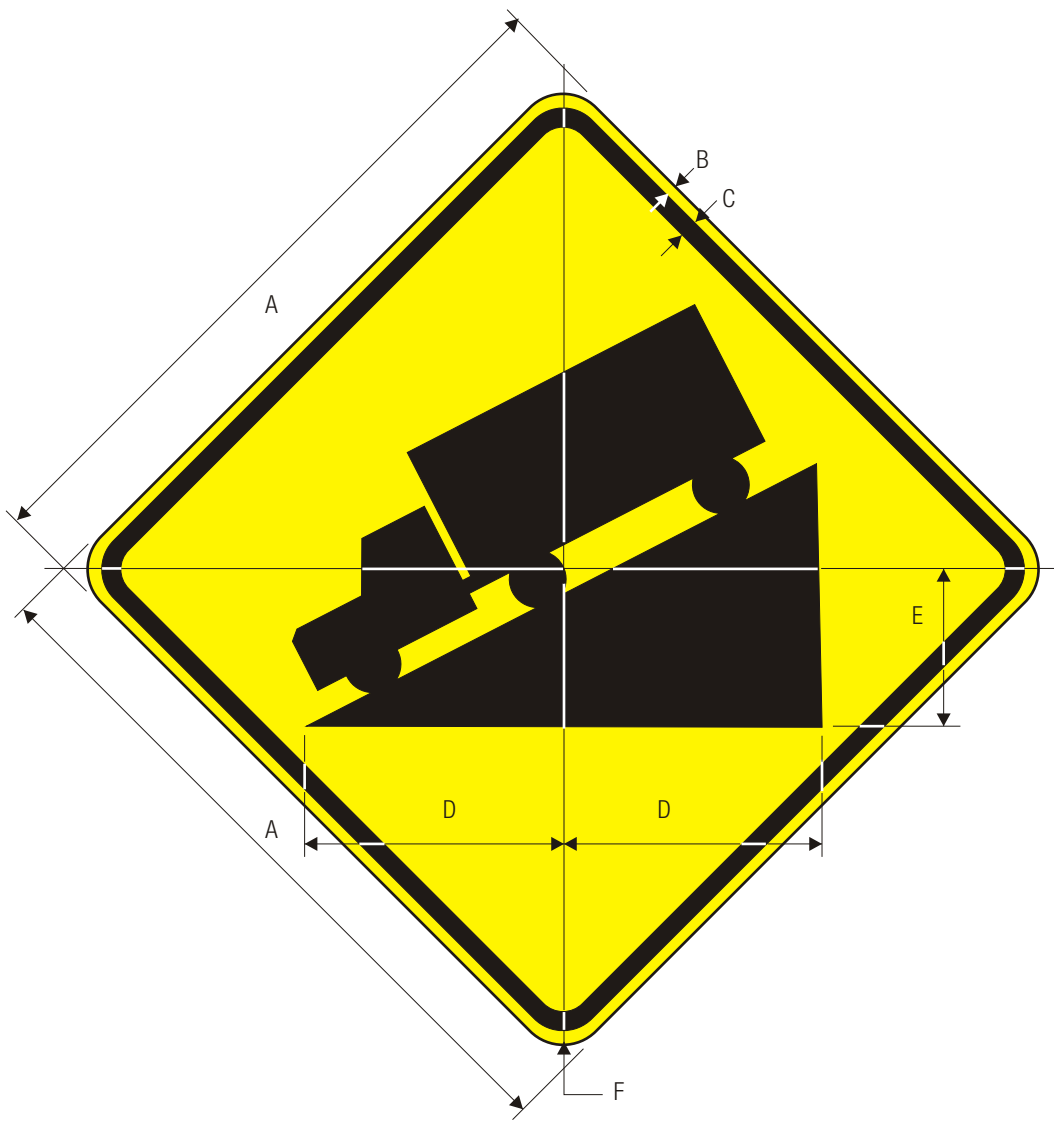
DIVIDED HIGHWAY ENDS
REVERSE CURVE ON LEFT



APPROVAL • SHA REVISIONS	APPROVAL • FEDERAL HIGHWAY ADMINISTRATION
APPROVAL 03/02/2009	APPROVAL
REVISED	REVISED
REVISED	REVISED
REVISED	REVISED

SIGN NUMBER

W6-6(2)



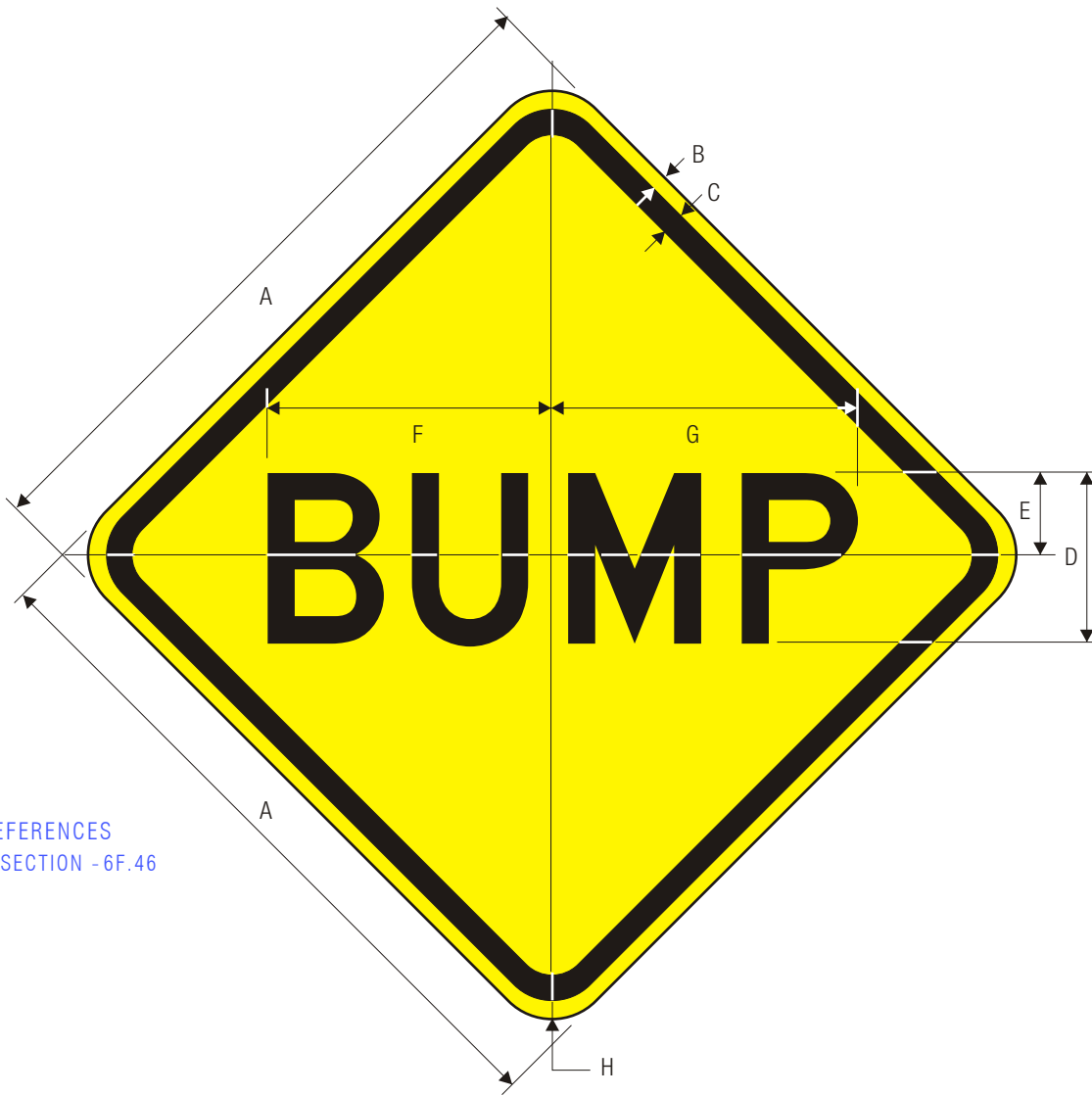
W7-1
HILL

SHA * FOR ARROWHEAD DIMENSIONS REFER TO STANDARD ARROW
DETAILS IN APPENDIX-ARROWS SECTION FROM FHWA'S
STANDARD HIGHWAY SIGNS BOOK-APPENDIX SECTION.

	A	B	C	D	E	F
	24	.375	.625	8.75	6	1.5
C	30	.5	.75	11	7.5	1.875
	36	.625	.875	13.25	9	2.25
	48	.75	1.25	17.5	12	3

WARNING SIGN COLORS:
SYMBOL — BLACK
SHA BACKGROUND— FLUORESCENT YELLOW
(RETROREFLECTIVE)

TTC SIGN COLORS:
SYMBOL — BLACK
SHA BACKGROUND— FLUORESCENT ORANGE (RETROREFLECTIVE)



SHA REFERENCES
MdMUTCD SECTION - 6F.46

W8-1

BUMP

C

A	B	C	D	E	F	G	H
18	.375	.625	4 D	2	6.489	7.341	1.5
24	.375	.625	6 D	3	10.188	10.813	1.5
30	.5	.75	8 D	4	13.625	14.375	1.875
36	.625	.875	10 D	5	16.938	17.938	2.25
48	.75	1.25	12 D	6	20.375	21.625	3

WARNING SIGN COLORS:

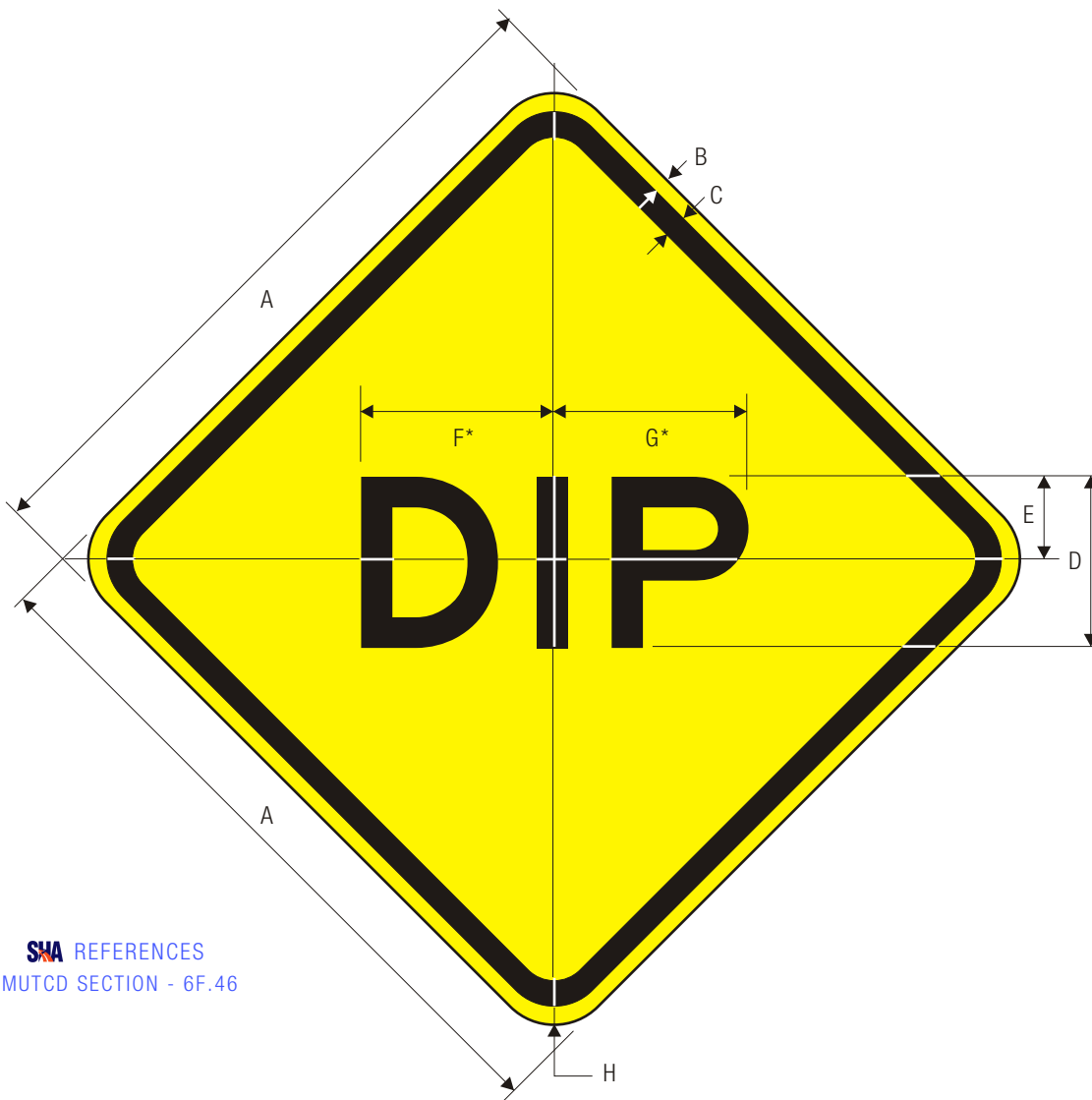
LEGEND — BLACK

BACKGROUND— YELLOW (RETROREFLECTIVE)

TTC SIGN COLORS:

LEGEND — BLACK

BACKGROUND— FLUORESCENT ORANGE (RETROREFLECTIVE)



SHA REFERENCES
MdMUTCD SECTION - 6F.46

W8-2
DIP

*Increase spacing 50%

C

A	B	C	D	E	F	G	H
18	.375	.625	5 E	2.5	5.813	6.71	1.5
24	.375	.625	6 E	3	7.125	8.125	1.5
30	.5	.75	8 E	4	9.5	10.875	1.875
36	.625	.875	10 E	5	11.875	13.5	2.25
48	.75	1.25	12 E	6	14.25	16.25	3

WARNING SIGN COLORS:

LEGEND — BLACK

BACKGROUND— YELLOW (RETROREFLECTIVE)

TTC SIGN COLORS:

LEGEND — BLACK

BACKGROUND— FLUORESCENT ORANGE (RETROREFLECTIVE)

SHA WARNING SIGN COLORS SHALL NOT BE USED ALONG
STATE OWNED, OPERATED AND MAINTAINED ROADWAYS.



W8-3
PAVEMENT ENDS

	A	B	C	D	E	F	G	H	J	K
	24	.375	.625	4 C	2.5	.5	11.188	5.313	5.438	1.5
C	30	.5	.75	5 C	3	.75	13.938	6.625	6.875	1.875
	36	.625	.875	6 C	3.5	1	16.75	7.875	8.25	2.25

WARNING SIGN COLORS:

LEGEND — BLACK

SHA BACKGROUND— FLUORESCENT YELLOW (RETROREFLECTIVE)

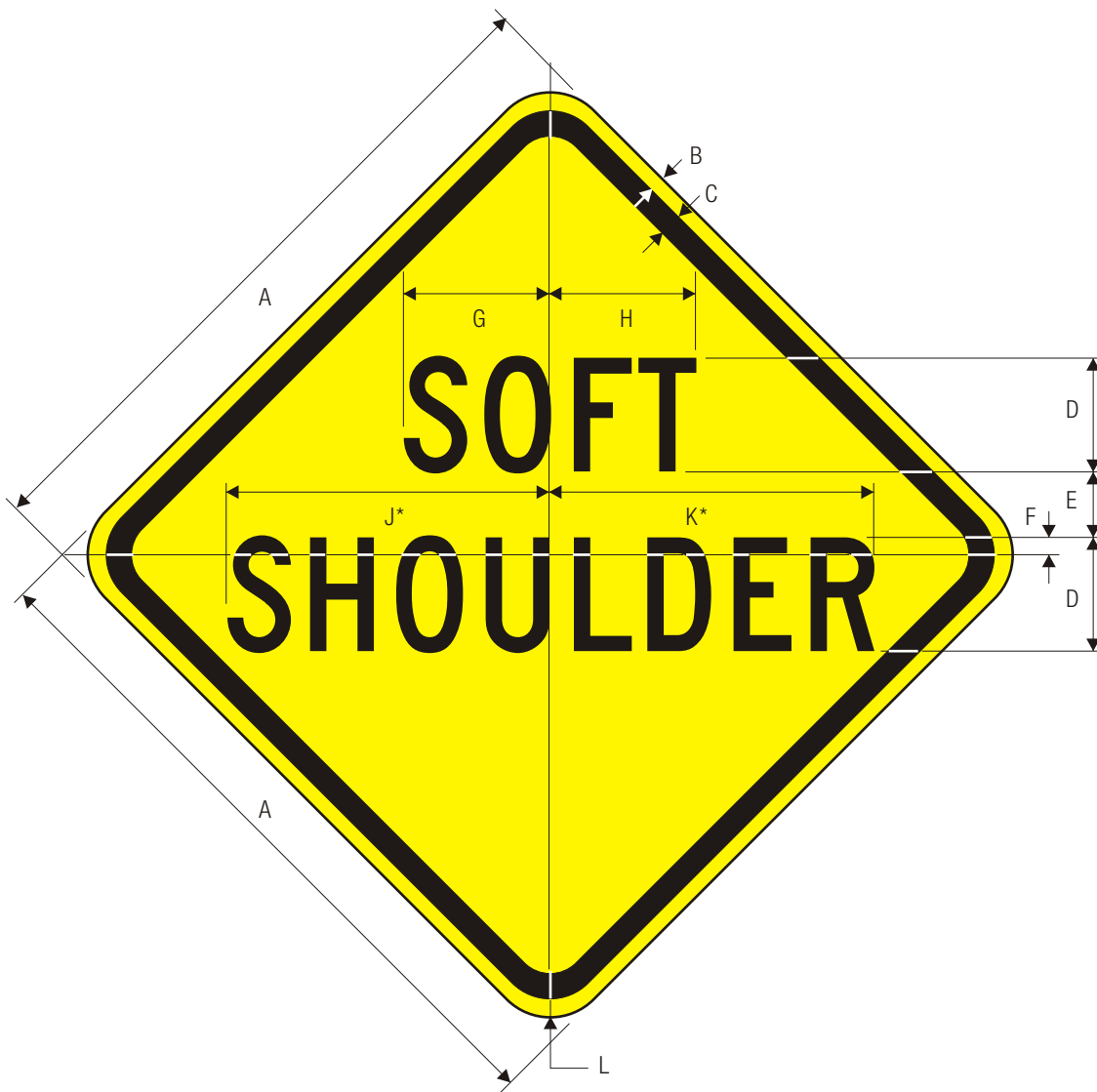
TTC SIGN COLORS:

LEGEND — BLACK

SHA BACKGROUND— FLUORESCENT ORANGE (RETROREFLECTIVE)

SHA REFERENCES

MdMUTCD SECTION - 2C.25, 5C.08, 9B.16



W8-4

SOFT SHOULDER

*Reduce spacing 25%.

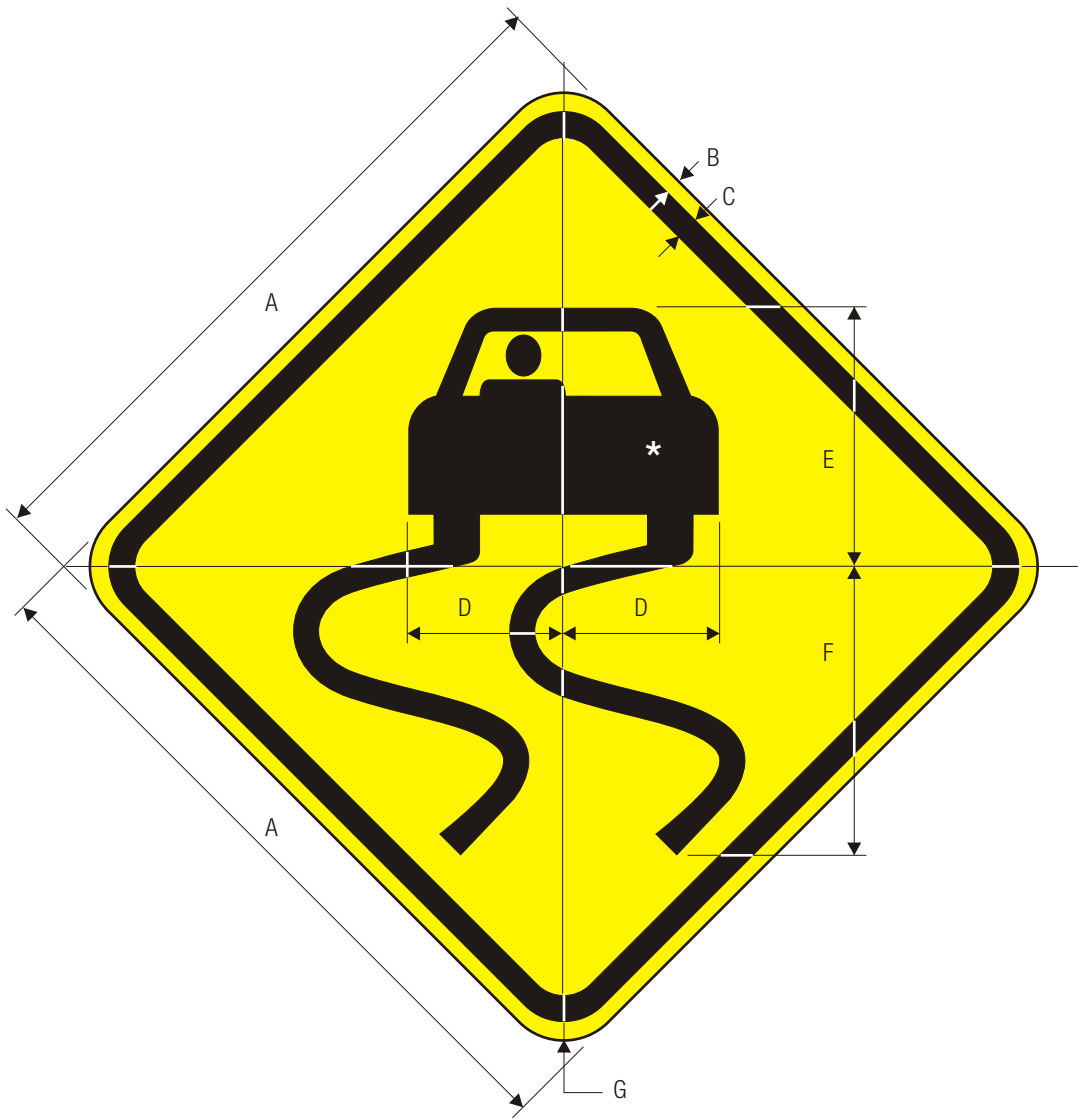
A	B	C	D	E	F	G	H	J	K	L
24	.375	.625	4 C	2.5	.5	5.63	4.938	10.938	10.438	1.5
30	.5	.75	5 C	3	.75	7	6.125	13.688	13.063	1.875
36	.625	.875	6 C	3.5	1	8.375	7.375	16.5	15.75	2.25
48	.75	1.25	8 C	5	1.25	11.125	9.813	21.875	20.875	3

WARNING SIGN COLORS:

LEGEND — BLACK
 SHA BACKGROUND — FLUORESCENT YELLOW (RETROREFLECTIVE)

TTC SIGN COLORS:

LEGEND — BLACK
 SHA BACKGROUND — FLUORESCENT ORANGE (RETROREFLECTIVE)



W8-5
SLIPPERY WHEN WET

SHA FOR SYMBOL DESIGN REFER TO THE APPENDIX-GRID SECTION FROM FHWA'S STANDARD HIGHWAY SIGNS BOOK -APPENDIX SECTION

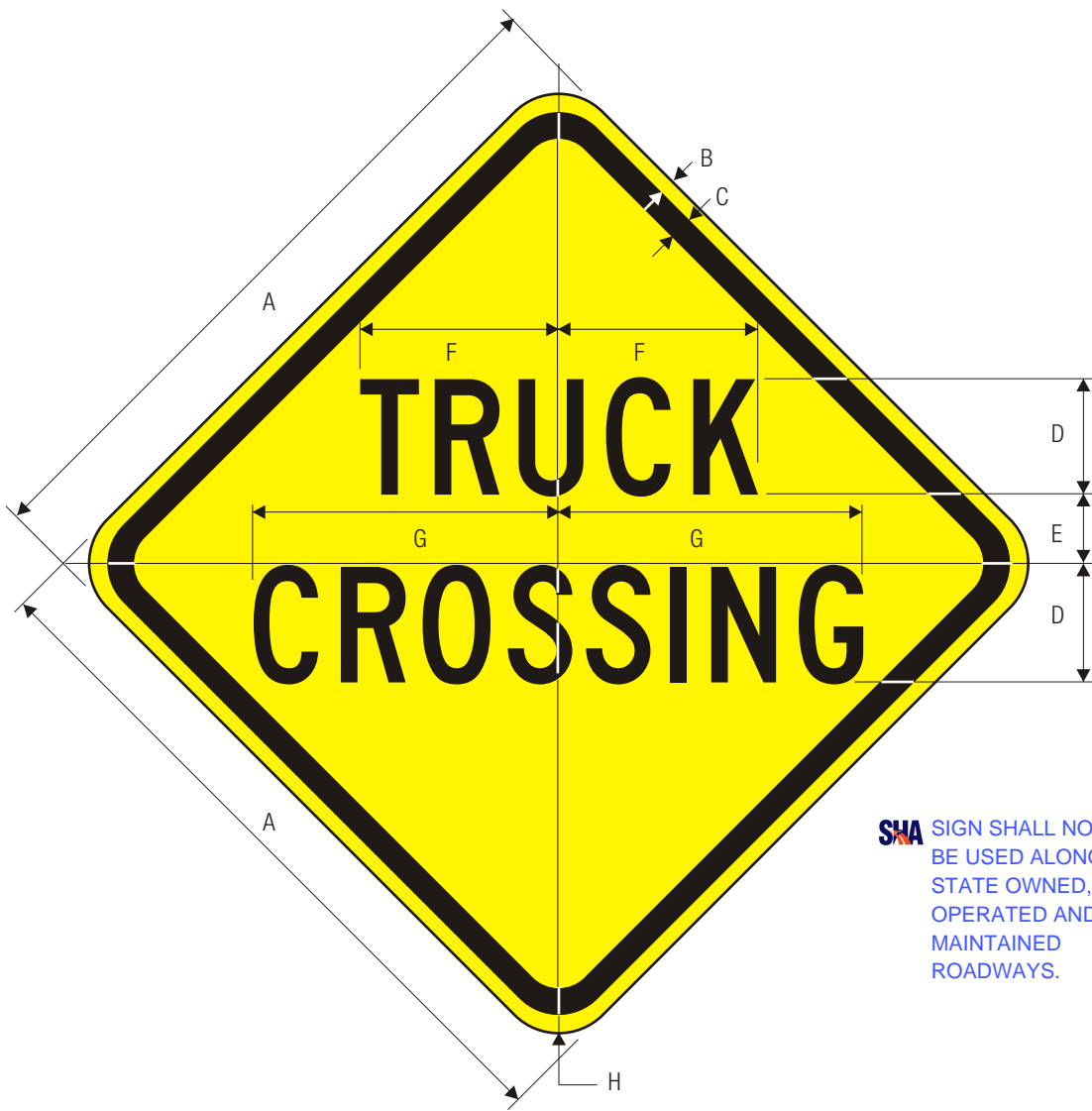
	A	B	C	D	E	F	G
	24	.375	.625	6.313	8.688	9.875	1.5
C	30	.5	.75	8	11	12.5	1.875
	36	.625	.875	9.5	13	14.813	2.25
	48	.75	1.25	12.625	17.375	19.75	3

WARNING SIGN COLORS:

SYMBOL — BLACK
SHA BACKGROUND — FLUORESCENT YELLOW (RETROREFLECTIVE)

TTC SIGN COLORS:

SYMBOL — BLACK
SHA BACKGROUND — FLUORESCENT ORANGE (RETROREFLECTIVE)



SHA SIGN SHALL NOT BE USED ALONG STATE OWNED, OPERATED AND MAINTAINED ROADWAYS.

W8-6

TRUCK CROSSING

C

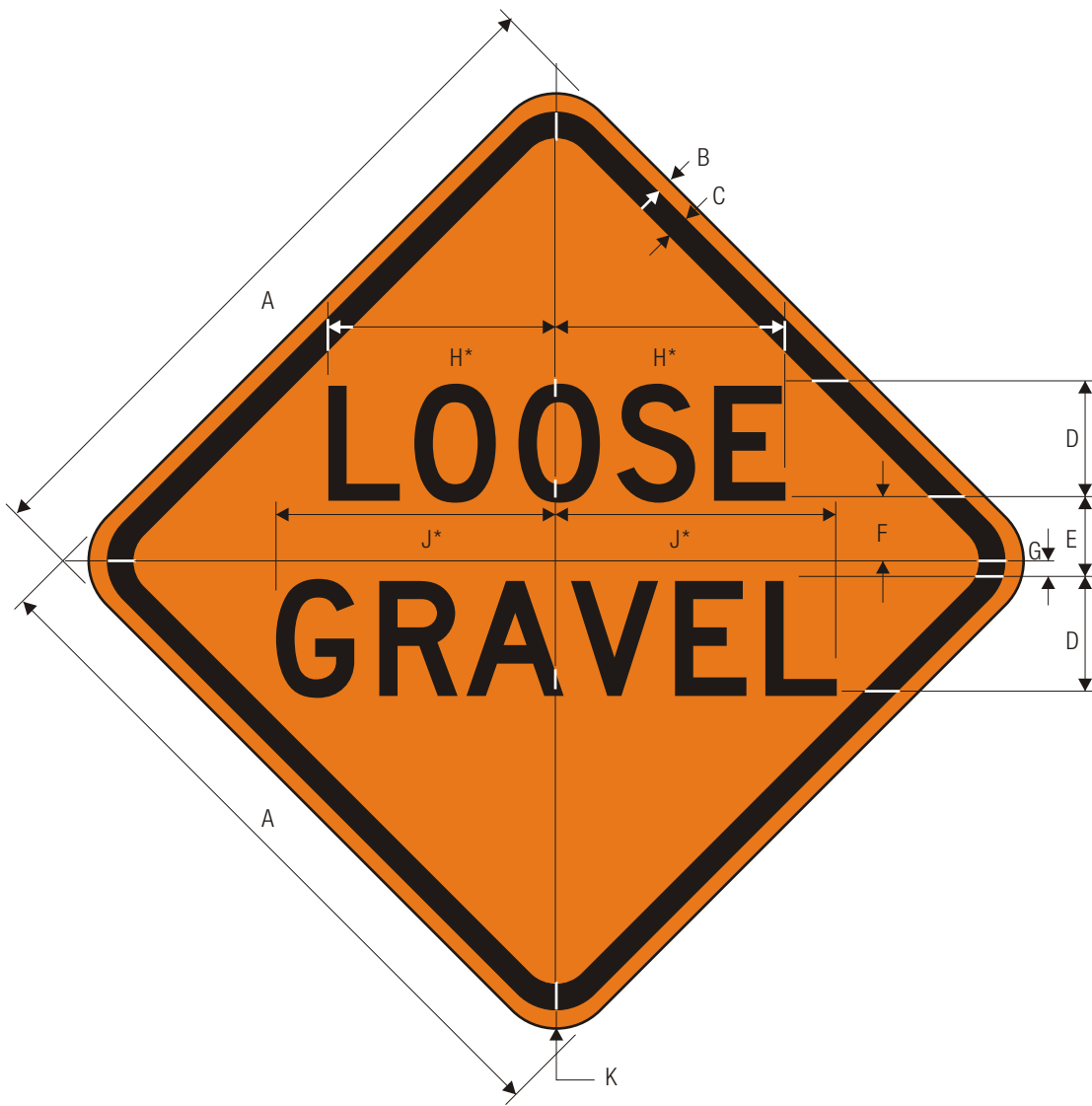
A	B	C	D	E	F	G	H
24	.375	.625	4 C	2.5	6.875	10.625	1.5
30	.5	.75	5 C	3	8.625	13.313	1.875
36	.625	.875	6 C	3.5	10.313	15.938	2.25
48	.75	1.25	8 C	5	13.75	21.25	3

WARNING SIGN COLORS:

LEGEND — BLACK
BACKGROUND — YELLOW (RETROREFLECTIVE)

TTC SIGN COLORS:

LEGEND — BLACK
BACKGROUND — ORANGE (RETROREFLECTIVE)



W8-7

LOOSE GRAVEL

*Reduce spacing 40%

	A	B	C	D	E	F	G	H	J	K
	24	.375	.625	4 D	2.75	2.25	.5	7.563	9.313	1.5
C	30	.5	.75	5 D	3.438	2.813	.625	9.438	11.688	1.875
	36	.625	.875	6 D	4.125	3.375	.75	11.313	14	2.25
	48	.75	1.25	8 D	5.5	4.5	1	15.125	18.688	3

WARNING SIGN COLORS:

LEGEND — BLACK
SHA BACKGROUND — FLUORESCENT YELLOW (RETROREFLECTIVE)

TTC SIGN COLORS:

LEGEND — BLACK
SHA BACKGROUND — FLUORESCENT ORANGE (RETROREFLECTIVE)



SIGN SIZE	DIMENSIONS (INCHES)					
	A	B	C	D	E	F
SPECIAL	30	1/2	3/4	5C	2	1-7/8
MIN	36	5/8	7/8	6C	2-1/2	2-1/4
STD	48	3/4	1-1/4	8C	3-1/2	3

REFERENCES

MdMUTCD SECTION - 6F.46

COLORS

LEGEND - BLACK

BACKGROUND - FLUORESCENT ORANGE

APPROVED Tom Hicks (signature on file)
DIRECTOR - OFFICE OF TRAFFIC AND SAFETY

Maryland Department of Transportation
STATE HIGHWAY ADMINISTRATION
MARYLAND STANDARD HIGHWAY SIGNS

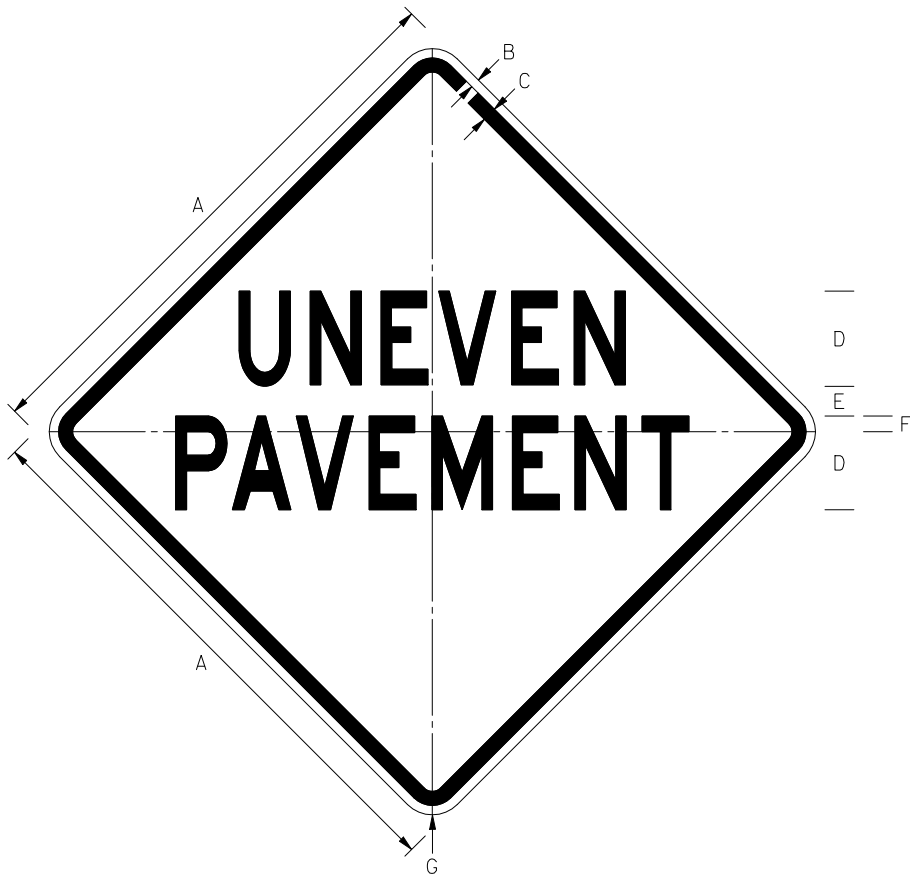


APPROVAL • SHA REVISIONS	APPROVAL • FEDERAL HIGHWAY ADMINISTRATION
APPROVAL 03/02/2009	APPROVAL
REVISED	REVISED
REVISED	REVISED
REVISED	REVISED

GROOVED PAVEMENT

SIGN NUMBER

W8-8(1)



SIGN SIZE	DIMENSIONS (INCHES)						
	A	B	C	D	E	F	G
MIN	36	5/8	7/8	6C	2	1	2-1/4
STD	48	3/4	1-1/4	8C	2-1/2	1-1/4	3

REFERENCES

MdMUTCD SECTION - 6F.43

COLORS

LEGEND - BLACK

BACKGROUND - FLUORESCENT ORANGE

APPROVED Tom Hicks (signature on file)
DIRECTOR - OFFICE OF TRAFFIC AND SAFETY

Maryland Department of Transportation
STATE HIGHWAY ADMINISTRATION
MARYLAND STANDARD HIGHWAY SIGNS

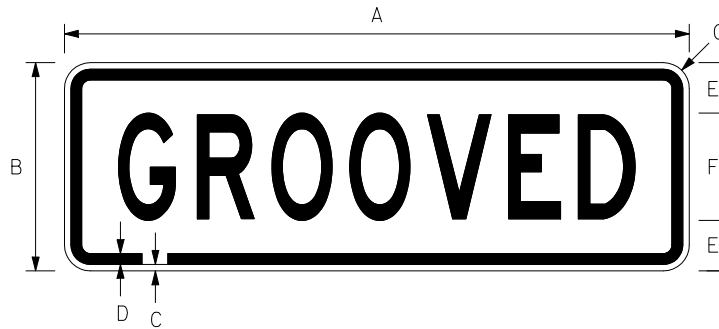


APPROVAL • SHA REVISIONS	APPROVAL • FEDERAL HIGHWAY ADMINISTRATION
APPROVAL 03/02/2009	APPROVAL
REVISED	REVISED
REVISED	REVISED
REVISED	REVISED

UNEVEN PAVEMENT JOINT

SIGN NUMBER

W8-8(2)



SIGN SIZE	DIMENSIONS (INCHES)						
	A	B	C	D	E	F	G
STD	36	12	3/8	5/8	3	6C	1-1/2
EXPWY	48	18	3/4	1-1/4	5	8C	3

REFERENCES

MdMUTCD SECTION - 6F.46

COLORS

LEGEND - BLACK

BACKGROUND - FLUORESCENT ORANGE

APPROVED Tom Hicks (signature on file)
DIRECTOR - OFFICE OF TRAFFIC AND SAFETY

Maryland Department of Transportation
STATE HIGHWAY ADMINISTRATION
MARYLAND STANDARD HIGHWAY SIGNS

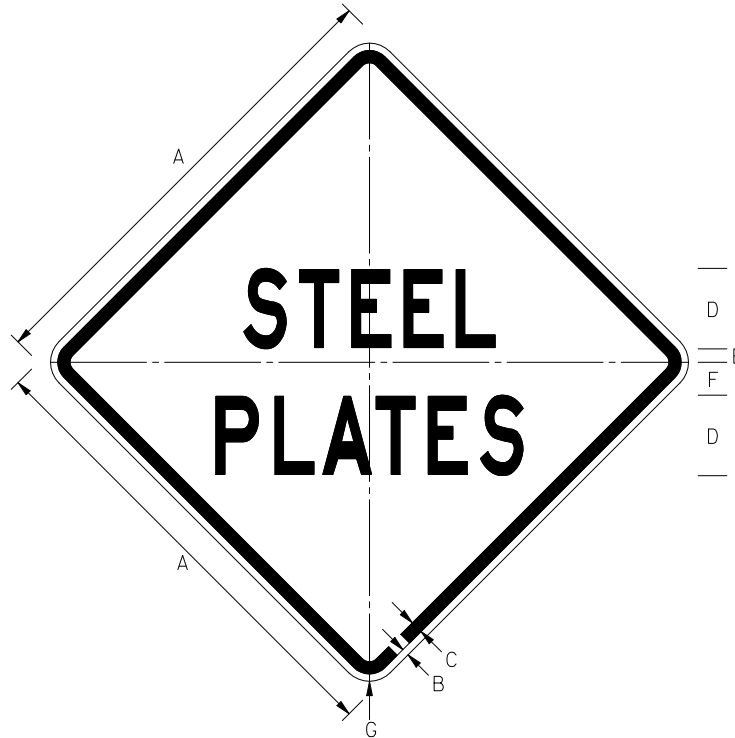


APPROVAL • SHA REVISIONS	APPROVAL • FEDERAL HIGHWAY ADMINISTRATION
APPROVAL 03/02/2009	APPROVAL
REVISED	REVISED
REVISED	REVISED
REVISED	REVISED

GROOVED

SIGN NUMBER

W8-8(3)



SIGN SIZE	DIMENSIONS (INCHES)						
	A	B	C	D	E	F	G
MIN	36	5/8	7/8	5D	1-1/2	2-1/2	2-1/4
STD	48	3/4	1-1/4	8C	1-1/2	3-1/2	3

REFERENCES

MdMUTCD SECTION - 6F.46

COLORS

LEGEND - BLACK

BACKGROUND - FLUORESCENT ORANGE

APPROVED Tom Hicks (signature on file)
DIRECTOR - OFFICE OF TRAFFIC AND SAFETY

Maryland Department of Transportation
STATE HIGHWAY ADMINISTRATION
MARYLAND STANDARD HIGHWAY SIGNS



APPROVAL • SHA REVISIONS	APPROVAL • FEDERAL HIGHWAY ADMINISTRATION
APPROVAL 03/02/2009	APPROVAL
REVISED	REVISED
REVISED	REVISED
REVISED	REVISED

STEEL PLATES

SIGN NUMBER

W8-8(4)



NOTE: FOR SYMBOL DESIGN REFER TO THE APPENDIX-GRID SECTION FROM FHWA'S STANDARD HIGHWAY SIGNS BOOK-GUIDE SIGNS SECTION.

SIGN SIZE	DIMENSIONS (INCHES)														
	A	B	C	D	E	F	G	H	J	K	L	M	N	P	Q
STD	48	3/4	1-1/4	14	2	1	8C	4	3	30	24	3/8	5/8	6C	1-1/2

REFERENCES

MdMUTCD SECTION - 6F.46

COLORS

LEGEND - BLACK
BACKGROUND - FLUORESCENT ORANGE

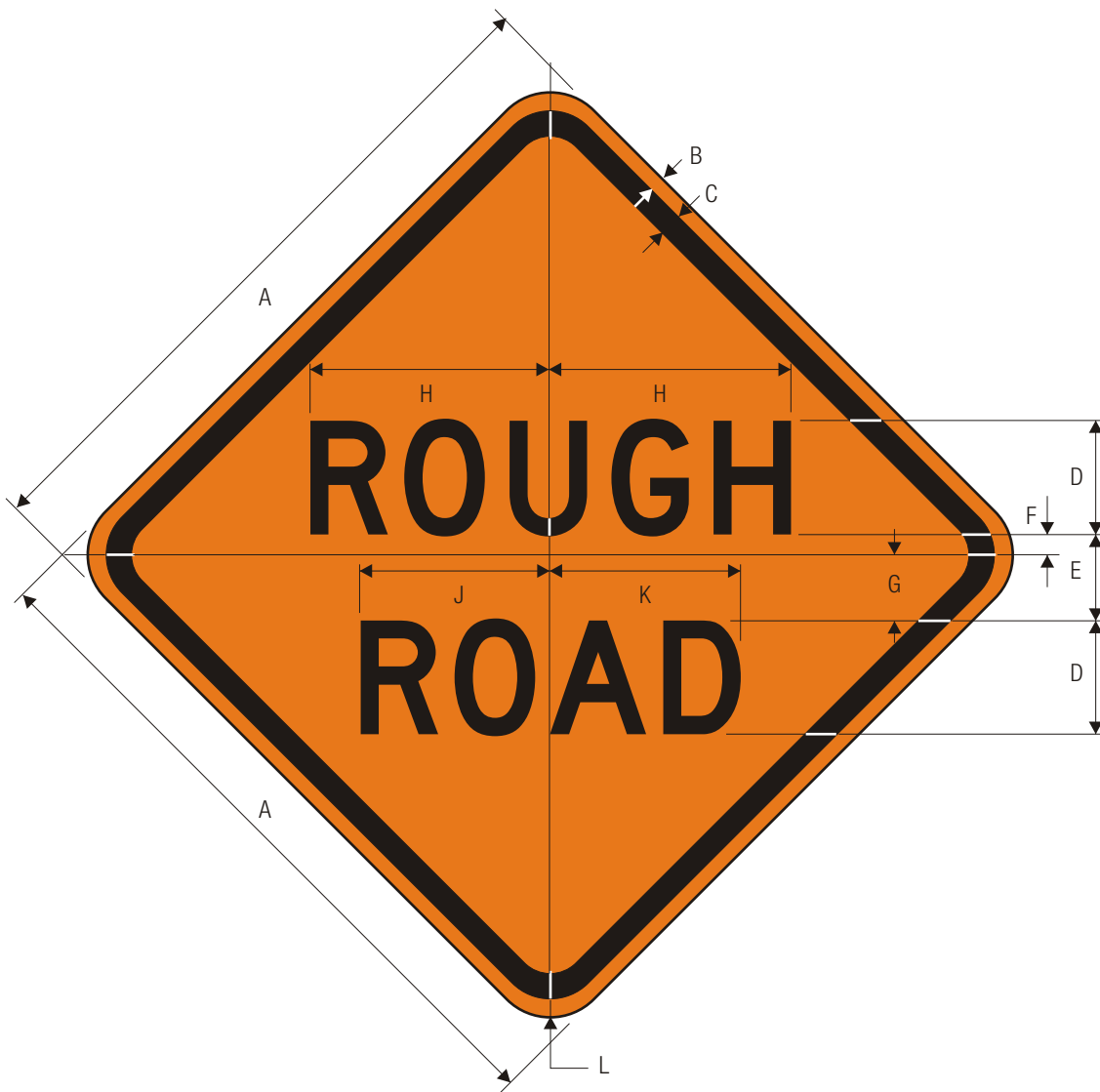
APPROVED Tom Hicks (signature on file)
DIRECTOR - OFFICE OF TRAFFIC AND SAFETY

Maryland Department of Transportation
STATE HIGHWAY ADMINISTRATION
MARYLAND STANDARD HIGHWAY SIGNS
MOTORCYCLES USE CAUTION PAVEMENT
DROP-OFF STAY IN LANE



APPROVAL • SHA REVISIONS	APPROVAL • FEDERAL HIGHWAY ADMINISTRATION
APPROVAL 03/02/2009	APPROVAL
REVISED	REVISED
REVISED	REVISED
REVISED	REVISED

SIGN NUMBER **W8-8(5)**



W8-8

LOOSE GRAVEL

C

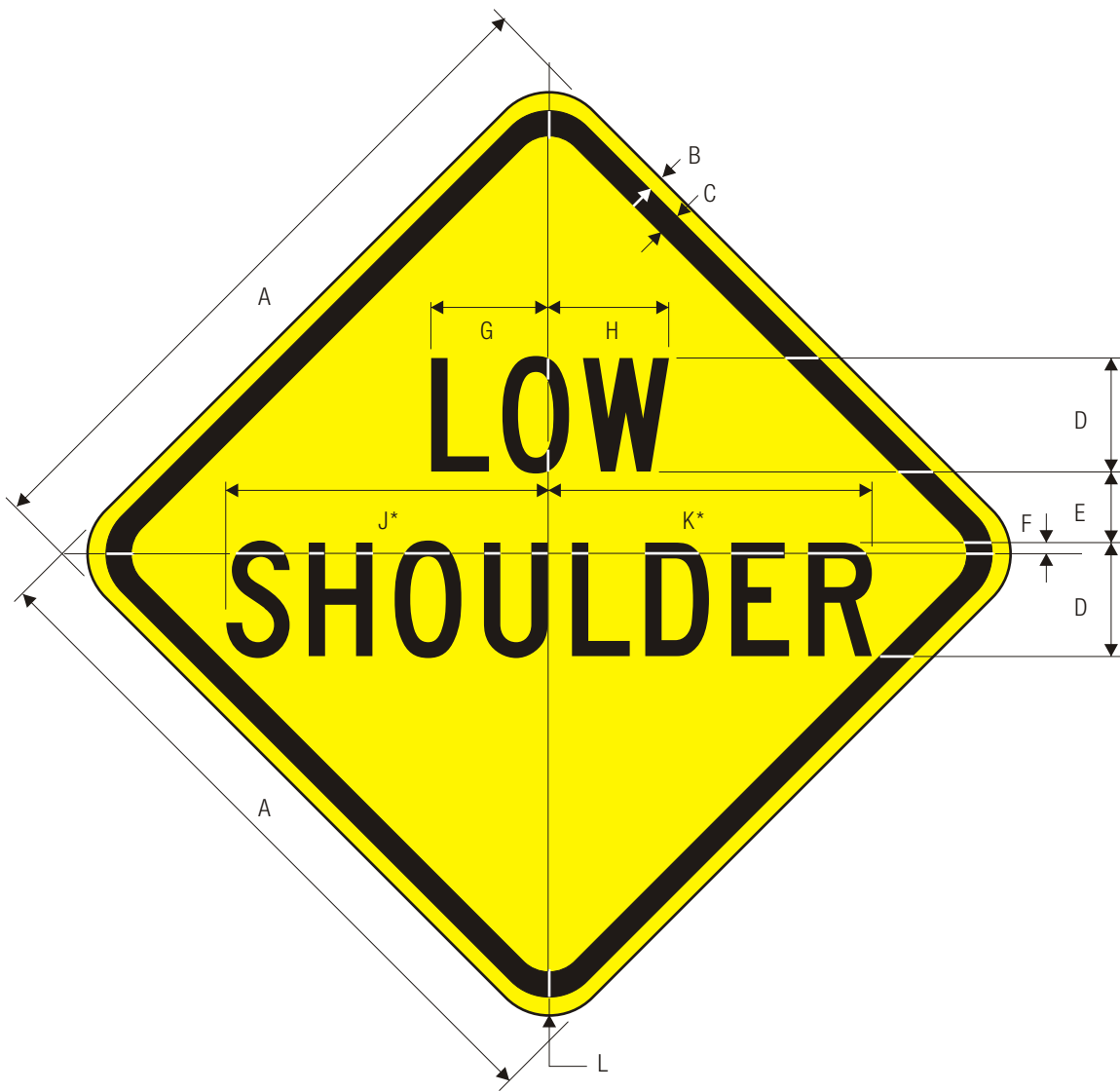
A	B	C	D	E	F	G	H	J	K	L
24	.375	.625	4 D	3	.75	2.25	8.563	6.75	7	1.5
30	.5	.75	5 D	4	.875	3.125	10.688	8.438	8.75	1.875
36	.625	.875	6 D	5	1	4	12.875	10.125	10.5	2.25
48	.75	1.25	8 D	6	1.5	4.5	17.125	13.5	14	3

WARNING SIGN COLORS:

LEGEND — BLACK
 SHA BACKGROUND — FLUORESCENT YELLOW (RETROREFLECTIVE)

TTC SIGN COLORS:

LEGEND — BLACK
 SHA BACKGROUND — FLUORESCENT ORANGE (RETROREFLECTIVE)



W8-9

LOW SHOULDER

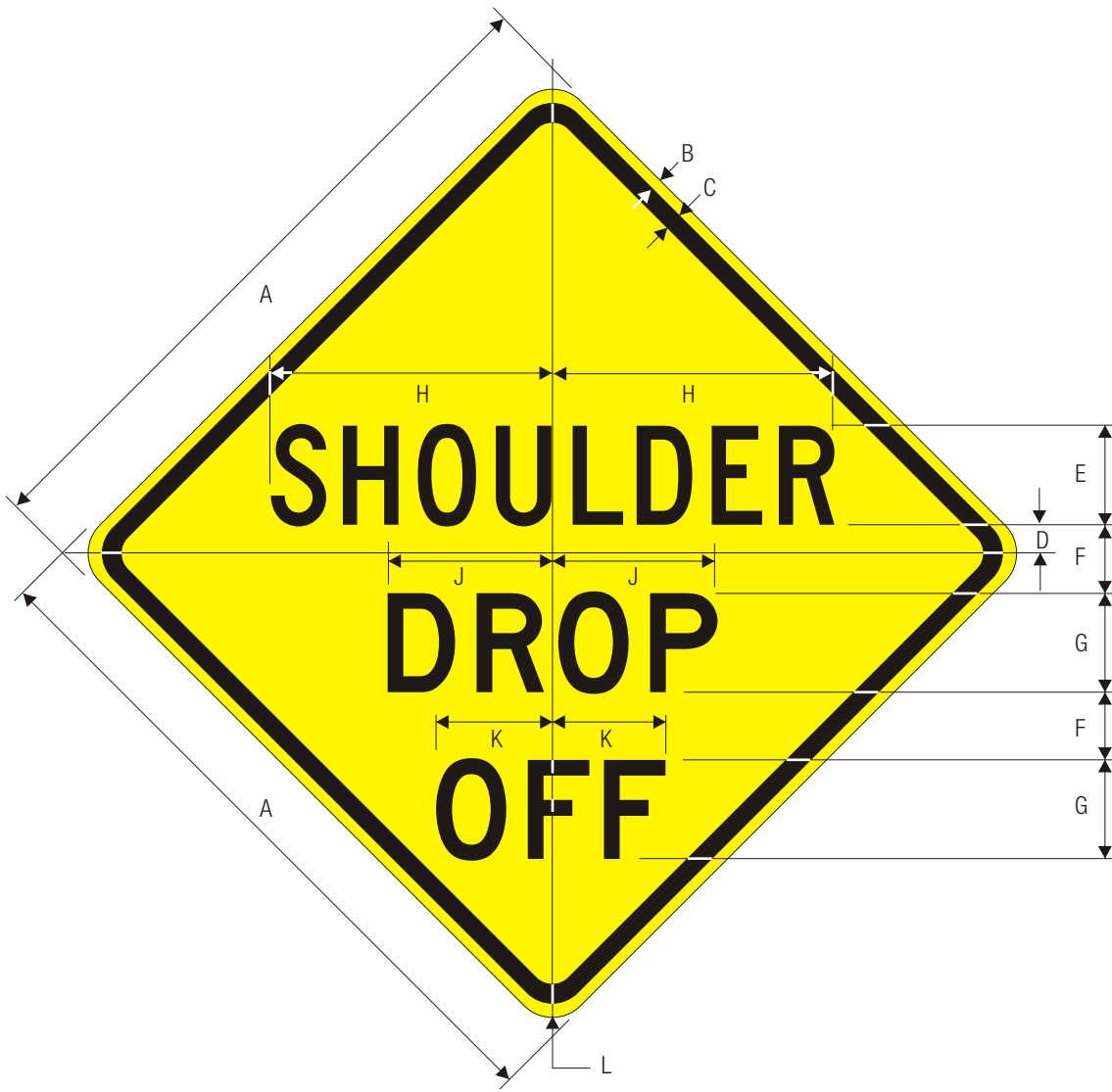
	A	B	C	D	E	F	G	H	J	K	L
	24	.375	.625	4 C	2.25	.5	4.125	4.5	10.938	10.438	1.5
C	30	.5	.75	5 C	3	.75	5.188	5.625	13.688	13.063	1.875
	36	.625	.875	6 C	3.5	1	6.188	6.75	16.5	15.75	2.25
	48	.75	1.25	8 C	5	1.25	8.25	9	21.875	20.875	3

WARNING SIGN COLORS:

LEGEND — BLACK
 SHA BACKGROUND — FLUORESCENT YELLOW (RETROREFLECTIVE)

TTC SIGN COLORS:

LEGEND — BLACK
 SHA BACKGROUND — FLUORESCENT ORANGE (RETROREFLECTIVE)



W8-9a
SHOULDER DROP OFF

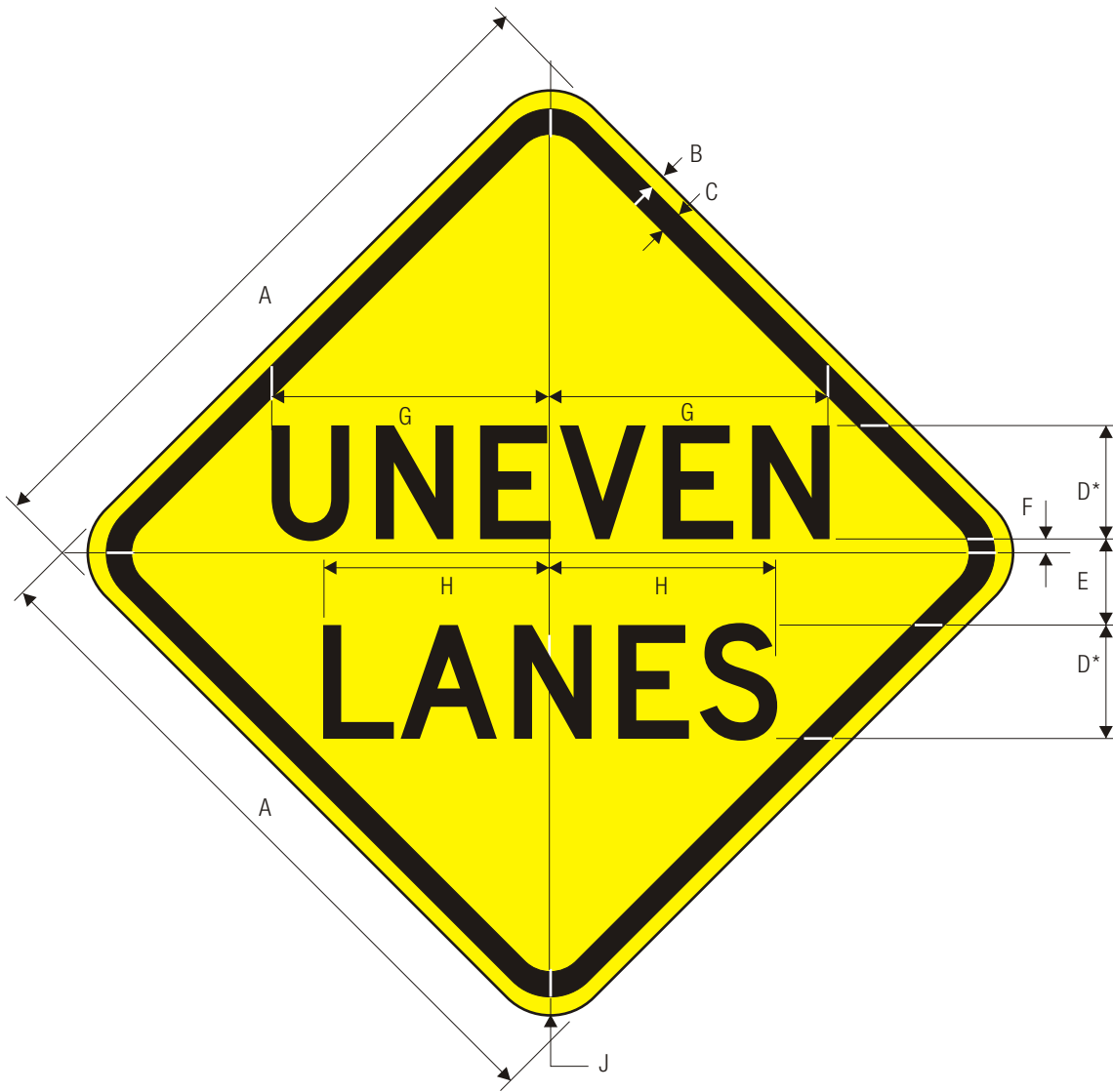
	A	B	C	D	E	F	G	H	J	K	L
	24	.375	.625	1	3 C	2	3 D	8.526	4.992	3.472	1.5
C	30	.5	.75	1.5	4 C	3	4 D	11.368	6.655	4.628	1.875
	36	.625	.875	1.625	5 C	4	5 D	14.230	8.318	5.785	2.25
	48	.75	1.25	2	7 C	4.813	7 D	19.915	11.648	8.101	3

WARNING SIGN COLORS:

LEGEND — BLACK
 SHA BACKGROUND — FLUORESCENT YELLOW (RETROREFLECTIVE)

TTC SIGN COLORS:

LEGEND — BLACK
 SHA BACKGROUND — FLUORESCENT ORANGE (RETROREFLECTIVE)



W8-11

UNEVEN LANES

*Series 2000 Standard Alphabets.

	A	B	C	D	E	F	G	H	J
	24	.375	.625	4 D	3	.640	9.807	7.986	1.5
C	30	.5	.75	5 D	3.762	.800	12.249	9.967	1.875
	36	.625	.875	6 D	4.523	.960	14.711	11.969	2.25
	48	.75	1.25	8 D	6	1.280	19.614	15.952	3

WARNING SIGN COLORS:

LEGEND — BLACK
BACKGROUND — YELLOW (RETROREFLECTIVE)

TTC SIGN COLORS:

LEGEND — BLACK
SHA BACKGROUND — FLUORESCENT ORANGE (RETROREFLECTIVE)



W8-12
NO CENTER STRIPE

*Series 2000 Standard Alphabets.

	A	B	C	D	E	F	G	H	J	K
C	24	.375	.625	4 D	2.802	.560	3.202	9.487	8.426	1.5
	30	.5	.75	5 D	3.482	.680	4	11.869	10.528	1.875
	36	.625	.875	6 D	4.203	.800	4.803	14.230	12.649	2.25
	48	.75	1.25	8 D	4.563	1.080	6.424	18.974	16.852	3

WARNING SIGN COLORS:

LEGEND — BLACK

SHA BACKGROUND— **FLUORESCENT** YELLOW (RETROREFLECTIVE)

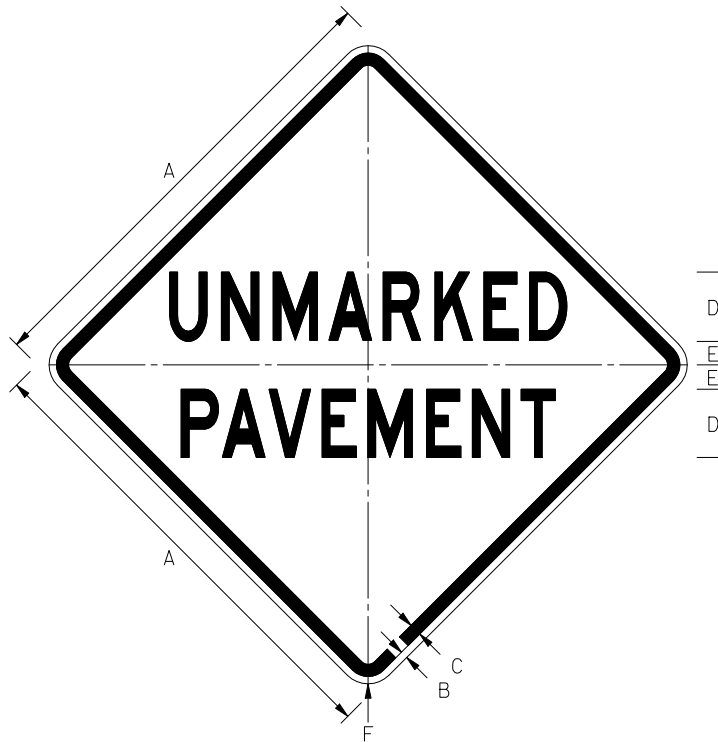
TTC SIGN COLORS:

LEGEND — BLACK

SHA BACKGROUND— **FLUORESCENT** ORANGE (RETROREFLECTIVE)

SHA REFERENCES

MdMUTCD SECTION - NONE



SIGN SIZE	DIMENSIONS (INCHES)					
	A	B	C	D	E	F
STD	48	3/4	1-1/4	7C	2-1/2	3

REFERENCES

MdMUTCD SECTION - 6F.44

COLORS

LEGEND - BLACK

BACKGROUND - FLUORESCENT ORANGE

APPROVED Tom Hicks (signature on file)
DIRECTOR - OFFICE OF TRAFFIC AND SAFETY

Maryland Department of Transportation
STATE HIGHWAY ADMINISTRATION
MARYLAND STANDARD HIGHWAY SIGNS

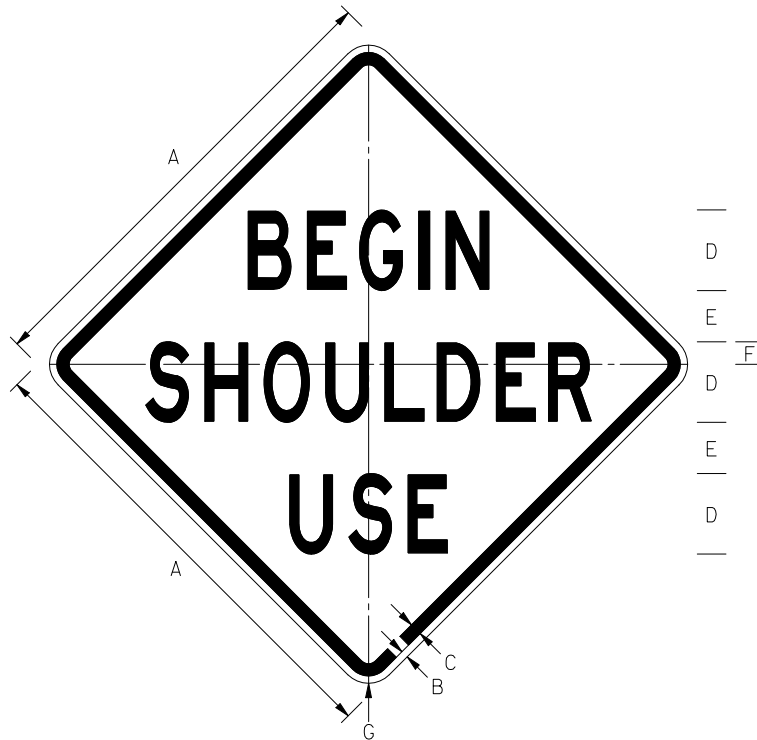


APPROVAL • SHA REVISIONS	APPROVAL • FEDERAL HIGHWAY ADMINISTRATION
APPROVAL 03/02/2009	APPROVAL
REVISED	REVISED
REVISED	REVISED
REVISED	REVISED

UNMARKED PAVEMENT

SIGN NUMBER

W8-12(1)



SIGN SIZE	DIMENSIONS (INCHES)						
	A	B	C	D	E	F	G
MIN	36	5/8	7/8	6C	4	2	2-1/4
STD	48	3/4	1-1/4	8C	5-1/2	2-1/2	3

REFERENCES

MdMUTCD SECTION - 6F.46

COLORS

LEGEND - BLACK

BACKGROUND - FLUORESCENT ORANGE

APPROVED Tom Hicks (signature on file)
DIRECTOR - OFFICE OF TRAFFIC AND SAFETY

Maryland Department of Transportation
STATE HIGHWAY ADMINISTRATION
MARYLAND STANDARD HIGHWAY SIGNS

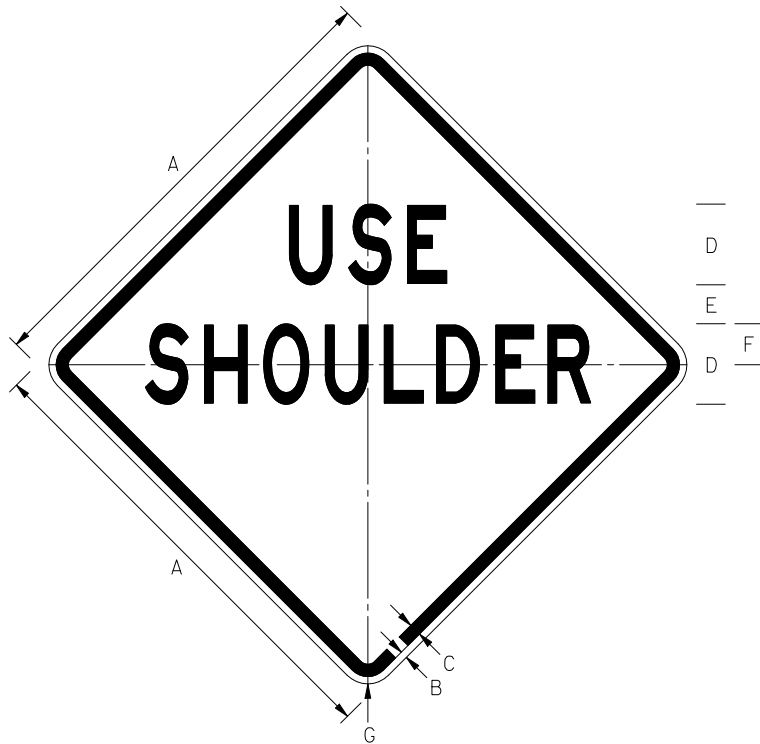


APPROVAL • SHA REVISIONS	APPROVAL • FEDERAL HIGHWAY ADMINISTRATION
APPROVAL 03/02/2009	APPROVAL
REVISED	REVISED
REVISED	REVISED
REVISED	REVISED

BEGIN SHOULDER USE

SIGN NUMBER

W8-12(2)



SIGN SIZE	DIMENSIONS (INCHES)						
	A	B	C	D	E	F	G
MIN	36	5/8	7/8	6C	4	2-1/2	2-1/4
STD	48	3/4	1-1/4	8C	4-1/4	3-3/4	3

REFERENCES

MdMUTCD SECTION - 6F.46

COLORS

LEGEND - BLACK

BACKGROUND - FLUORESCENT ORANGE

APPROVED Tom Hicks (signature on file)
DIRECTOR - OFFICE OF TRAFFIC AND SAFETY

Maryland Department of Transportation
STATE HIGHWAY ADMINISTRATION
MARYLAND STANDARD HIGHWAY SIGNS

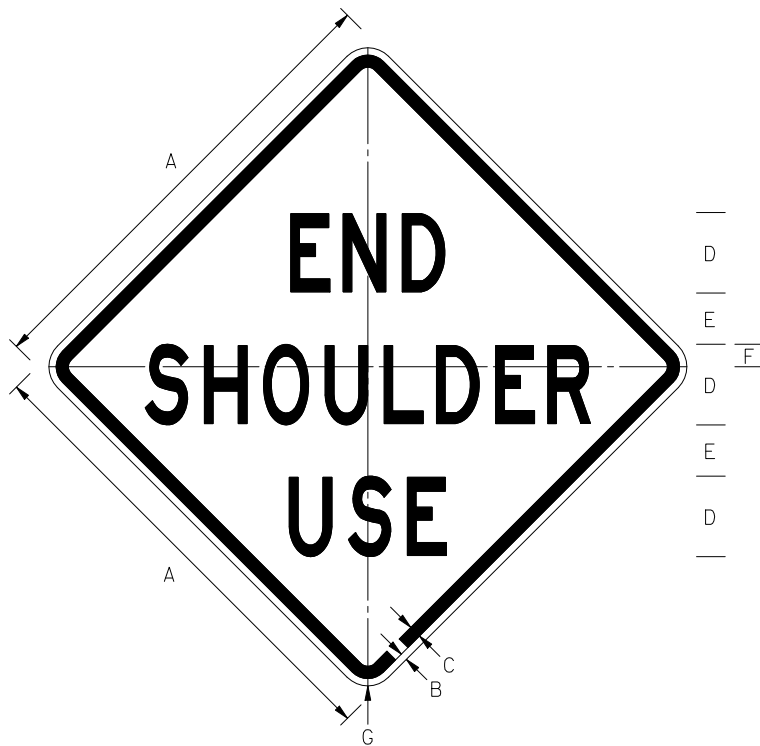


APPROVAL • SHA REVISIONS	APPROVAL • FEDERAL HIGHWAY ADMINISTRATION
APPROVAL 03/02/2009	APPROVAL
REVISED	REVISED
REVISED	REVISED
REVISED	REVISED

USE SHOULDER

SIGN NUMBER

W8-12(3)



SIGN SIZE	DIMENSIONS (INCHES)						
	A	B	C	D	E	F	G
MIN	36	5/8	7/8	6C	4	2	2-1/4
STD	48	3/4	1-1/4	8C	5-1/2	2-1/2	3

REFERENCES

MdMUTCD SECTION - 6F.46

COLORS

LEGEND - BLACK

BACKGROUND - FLUORESCENT ORANGE

APPROVED Tom Hicks (signature on file)
DIRECTOR - OFFICE OF TRAFFIC AND SAFETY

Maryland Department of Transportation
STATE HIGHWAY ADMINISTRATION
MARYLAND STANDARD HIGHWAY SIGNS

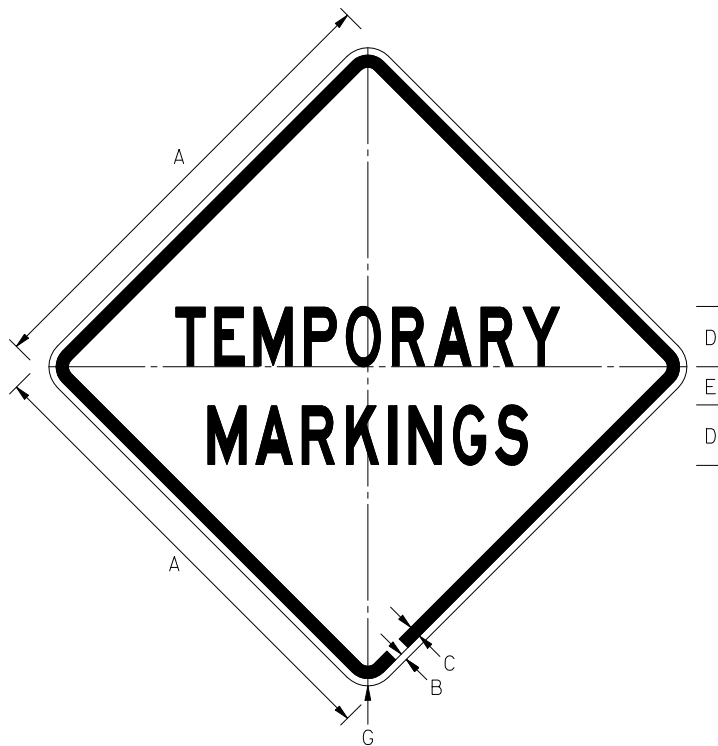


APPROVAL • SHA REVISIONS	APPROVAL • FEDERAL HIGHWAY ADMINISTRATION
APPROVAL 03/02/2009	APPROVAL
REVISED	REVISED
REVISED	REVISED
REVISED	REVISED

END SHOULDER USE

SIGN NUMBER

W8-12(4)



SIGN SIZE	DIMENSIONS (INCHES)					
	A	B	C	D	E	F
MIN	36	5/8	7/8	4D	2-1/2	2-1/4
STD	48	3/4	1-1/4	6C	4	3

REFERENCES

MdMUTCD SECTION - 6F.46

COLORS

LEGEND - BLACK

BACKGROUND - FLUORESCENT ORANGE

APPROVED Tom Hicks (signature on file)
DIRECTOR - OFFICE OF TRAFFIC AND SAFETY

Maryland Department of Transportation
STATE HIGHWAY ADMINISTRATION
MARYLAND STANDARD HIGHWAY SIGNS

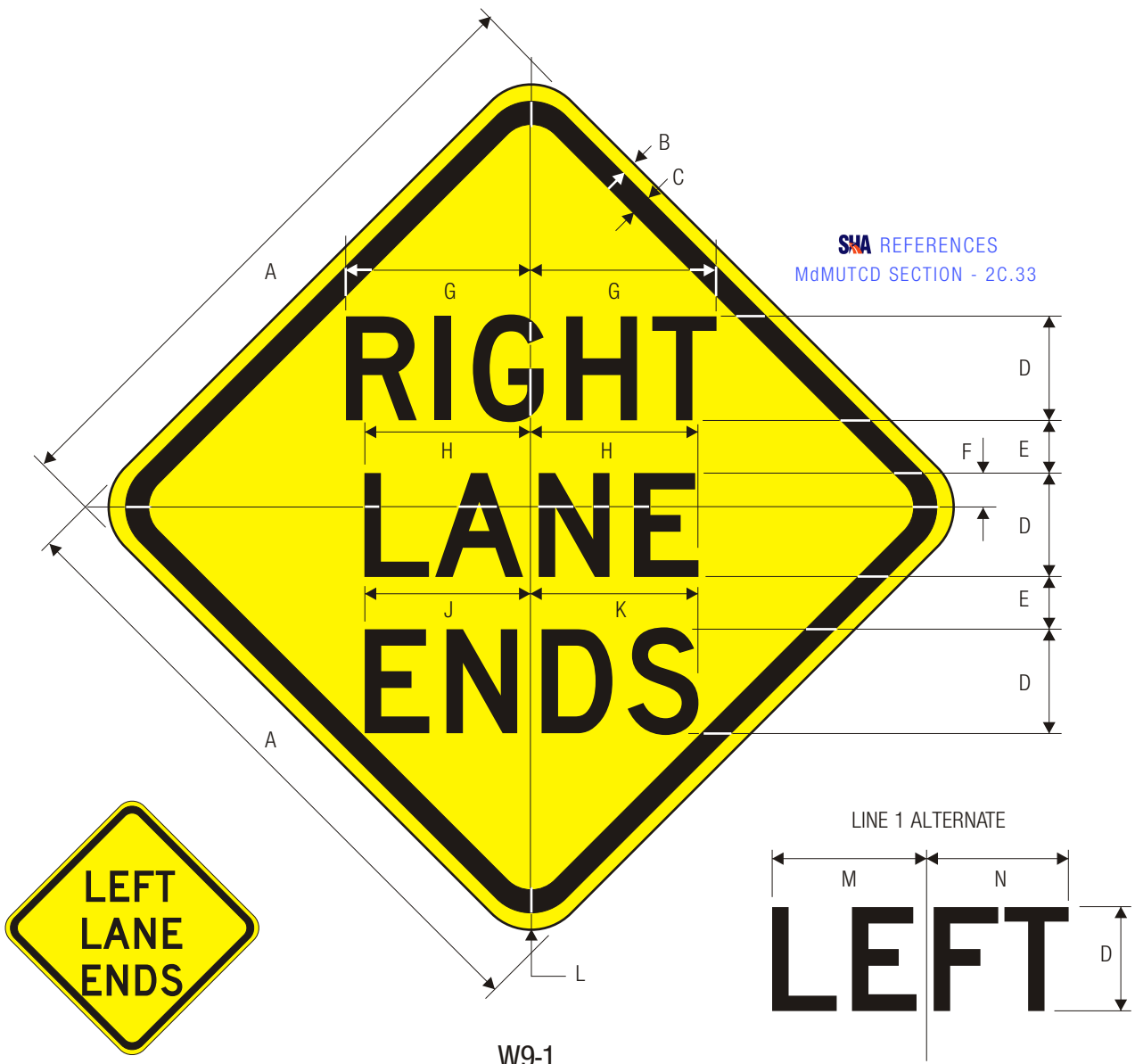


APPROVAL • SHA REVISIONS	APPROVAL • FEDERAL HIGHWAY ADMINISTRATION
APPROVAL 03/02/2009	APPROVAL
REVISED	REVISED
REVISED	REVISED
REVISED	REVISED

TEMPORARY MARKINGS

SIGN NUMBER

W8-12(5)



SHA REFERENCES
MdMUTCD SECTION - 2C.33



W9-1L

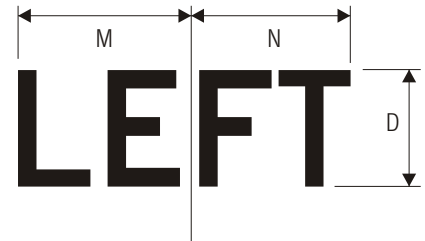
SHA REFERENCES

MdMUTCD SECTION - 2C.33

W9-1

RIGHT (LEFT) LANE ENDS

LINE 1 ALTERNATE



C

A	B	C	D	E	F	G	H	J	K	L
24	.375	.625	4 D	2	1.5	7.375	6.438	6.125	6.813	1.5
30	.5	.75	5 D	2.5	1.5	9.188	8.063	7.625	8.563	1.875
36	.625	.875	6 D	3	2	11	9.688	9	10.375	2.25
48	.75	1.25	8 D	4	3	14.75	12.875	12.25	13.625	3

M	N
5.75	6
7.125	7.563
8.5	9.125
11.25	12.25

WARNING SIGN COLORS:

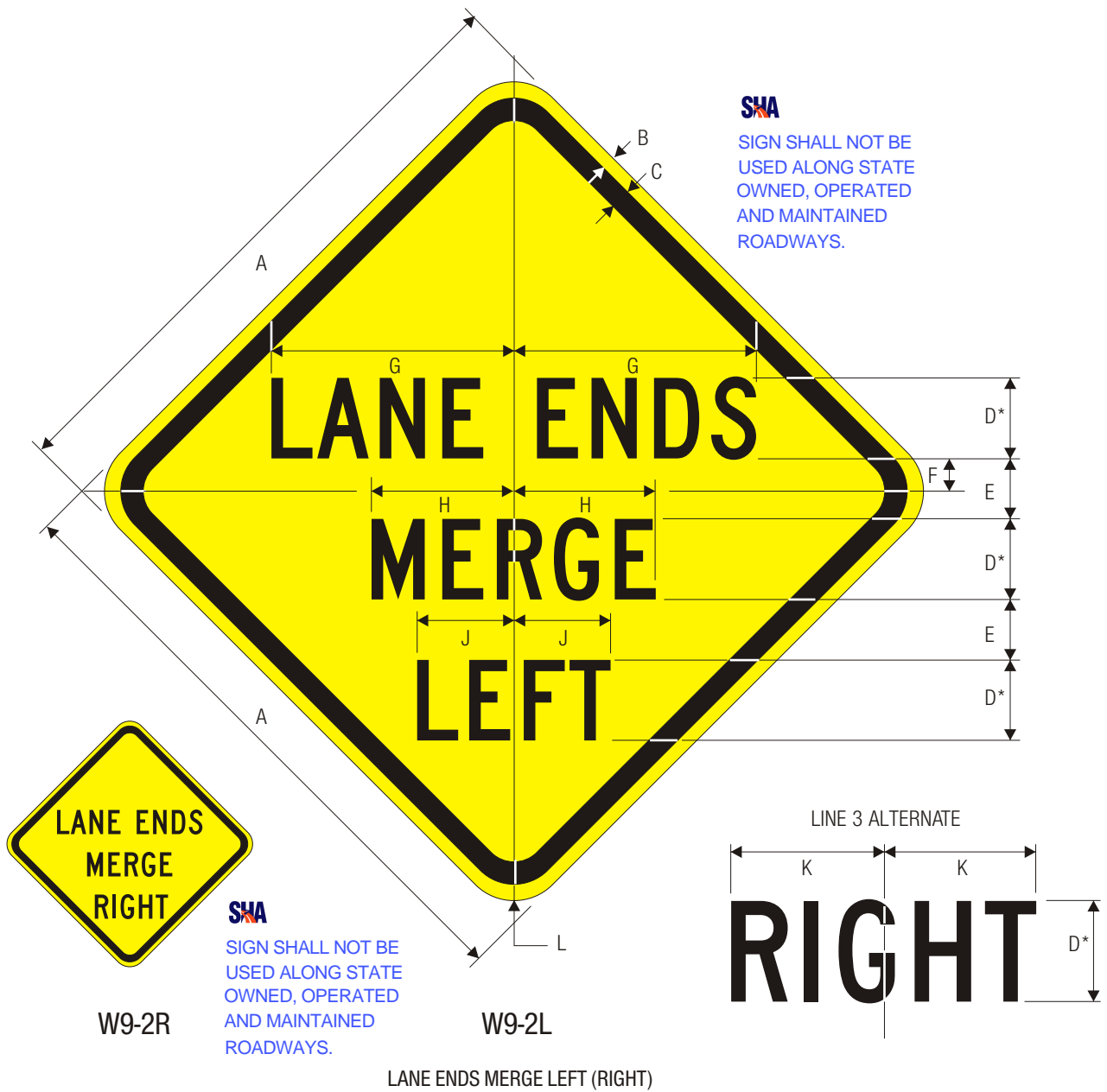
LEGEND — BLACK

BACKGROUND— **FLUORESCENT** YELLOW
SHA (RETROREFLECTIVE)

TTC SIGN COLORS:

LEGEND — BLACK

SHA BACKGROUND— **FLUORESCENT** ORANGE (RETROREFLECTIVE)

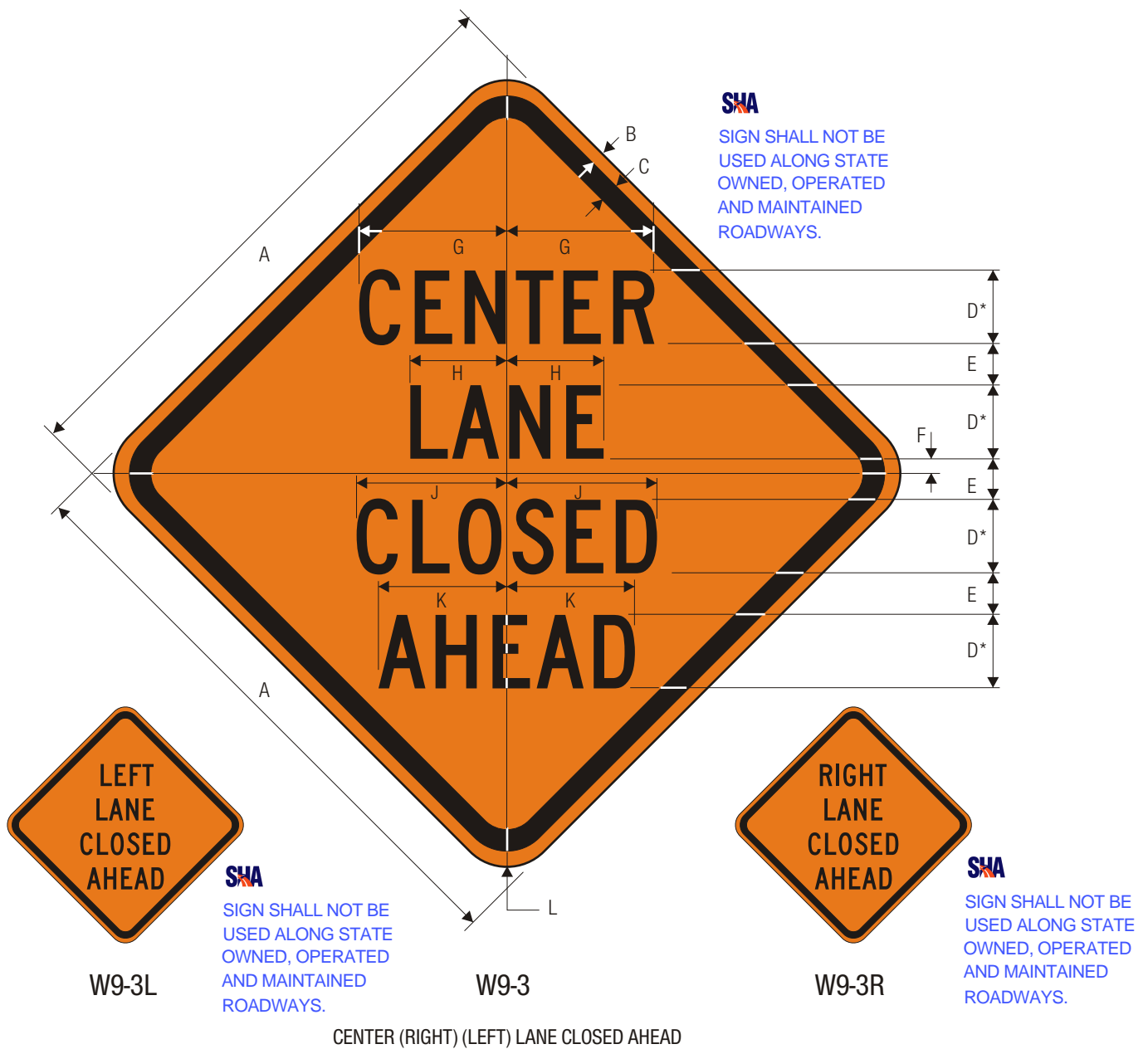


*Series 2000 Standard Alphabets.

	A	B	C	D	E	F	G	H	J	K	L
C	30	.5	.75	4 C	3	1.688	12.020	7.048	4.797	6.052	1.875
	36	.625	.875	5 C	3.75	2	15.026	8.811	5.996	7.566	2.25
	48	.75	1.25	6 C	4.5	2.4	18.033	10.573	7.196	9.079	3

WARNING SIGN COLORS:
 LEGEND — BLACK
 BACKGROUND— YELLOW (RETROREFLECTIVE)

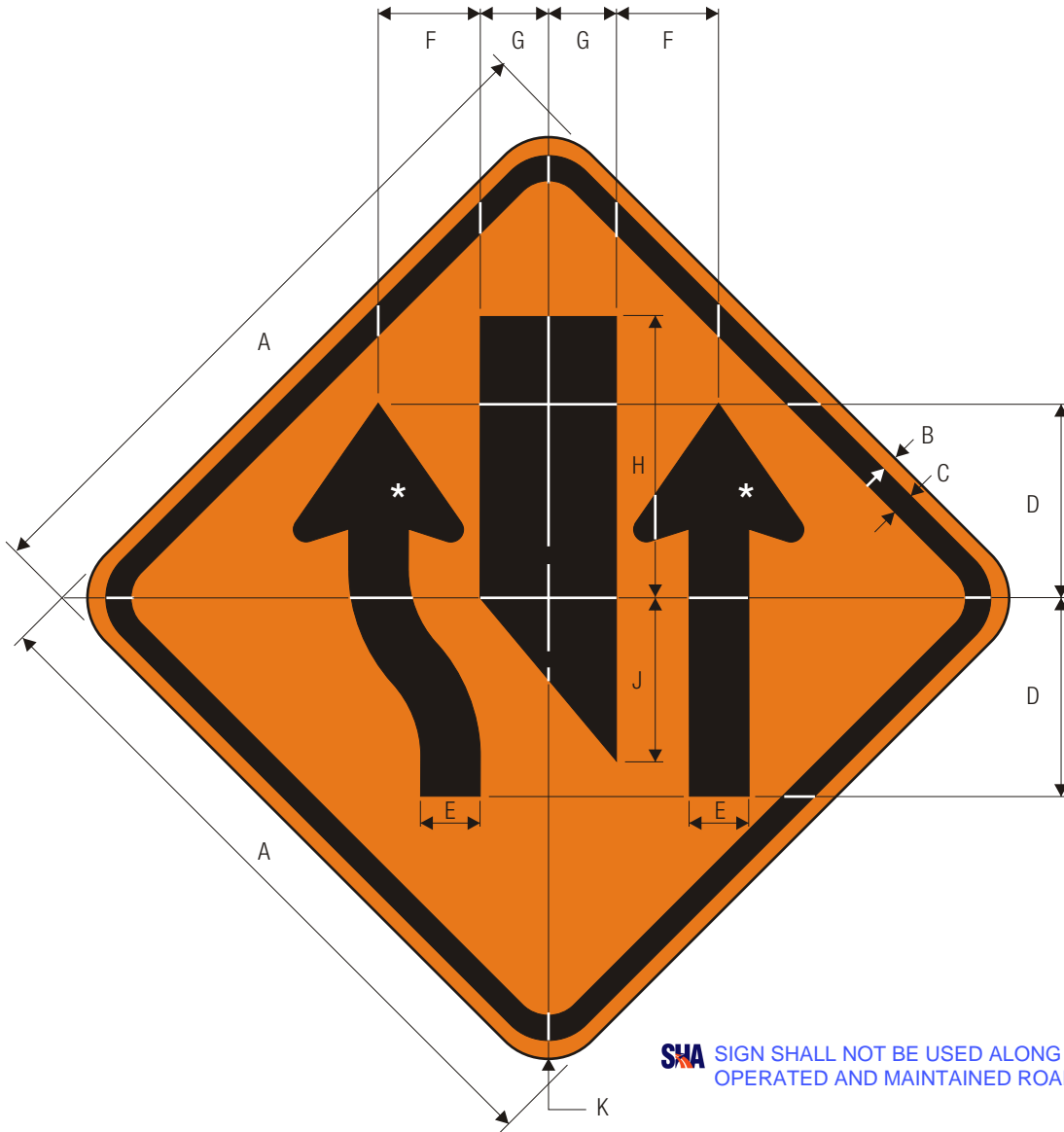
TTC SIGN COLORS:
 LEGEND — BLACK
 BACKGROUND— ORANGE (RETROREFLECTIVE)



*Series 2000 Standard Alphabets.

	A	B	C	D	E	F	G	H	J	K	L
	30	.5	.75	4 C	2.241	.880	8.026	5.263	8.166	6.985	1.875
C	36	.625	.875	5 C	2	.680	10.027	6.564	10.207	8.726	2.25
	48	.75	1.25	6 C	4.523	1.080	12.049	7.885	12.249	10.467	3
	60	.75	1.25	8 C	5.203	1.641	16.052	10.507	16.332	13.950	3

TTC SIGN COLORS:
 LEGEND — BLACK
 BACKGROUND— ORANGE (RETROREFLECTIVE)



SHA SIGN SHALL NOT BE USED ALONG STATE OWNED, OPERATED AND MAINTAINED ROADWAYS.

W9-3a

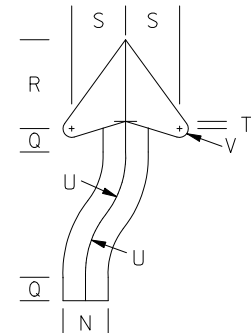
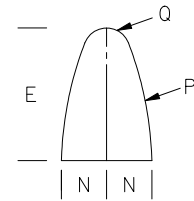
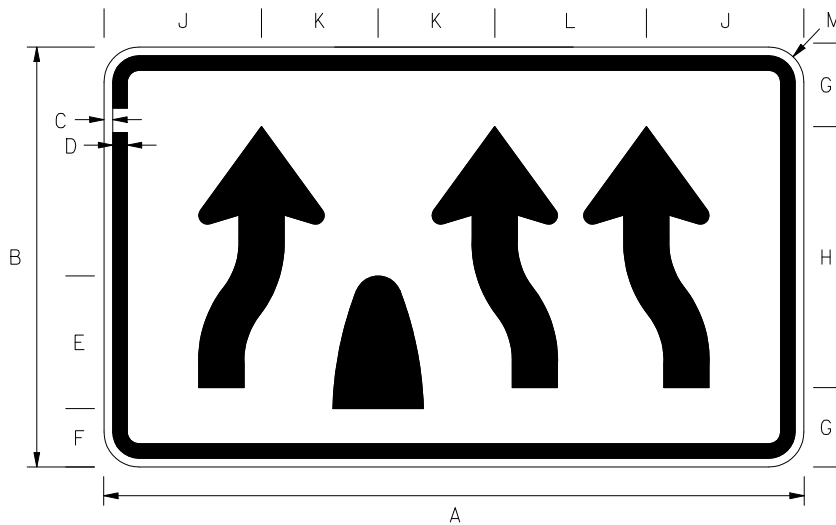
CENTER LANE CLOSED

SHA * FOR ARROWHEAD DIMENSIONS REFER TO STANDARD ARROW DETAILS IN APPENDIX-ARROWS SECTION FROM FHWA'S STANDARD HIGHWAY SIGNS BOOK-APPENDIX SECTION.

C

A	B	C	D	E	F	G	H	J	K
24	.375	.625	6.925	2.121	3.602	2.401	10	5.684	1.5
30	.5	.75	8.646	2.642	4.523	3	12.529	7.125	1.875
36	.625	.875	10.367	5.444	3.602	15.051	15.051	8.566	2.25
48	.75	1.25	13.810	4.203	7.245	4.803	20.055	11.408	3

TTC SIGN COLORS:
 SYMBOL — BLACK
 BACKGROUND— ORANGE (RETROREFLECTIVE)



NOTES:

1. "J" DIMENSION IS ALWAYS EDGE OF SIGN TO TIP OF ARROW SPACING.
2. "K" DIMENSION IS ALWAYS TIP OF ARROW TO CENTER OF MEDIAN SYMBOL SPACING.
3. "L" DIMENSION IS ALWAYS TIP OF ARROW TO TIP OF ARROW SPACING.
4. LANE SPLITS FOR 3 LANE SIGNS (1:2) AND (2:1).
5. LANE SPLITS FOR 4 LANE SIGNS (2:2), (3:1), AND (1:3).

SIGN SIZE	DIMENSIONS (INCHES)									
	A	B	C	D	E	F	G	H	J	K
STD (3 LANES)	60	36	3/4	1-1/4	11-3/8	5	6-13/16	22-3/8	13-1/2	10
STD (4 LANES)	72	36	1	1-1/4	11-3/8	5	6-13/16	22-3/8	13	10
EXPWY (3 LANES)	72	48	1	1-1/4	15-1/8	7-3/8	9-7/16	29-1/8	15-1/8	12-1/4
EXPWY (4 LANES)	84	48	1	1-1/4	15-1/8	7-3/8	9-7/16	29-1/8	12-1/2	12-1/4
SPECIAL (3 LANES)	96	60	1-1/4	1-1/2	18-7/8	9-3/8	11-11/16	36-5/8	20-9/16	16-5/8
SPECIAL (4 LANES)	108	60	1-1/4	1-1/2	18-7/8	9-3/8	11-11/16	36-5/8	15-3/4	16-5/8

SIGN SIZE	DIMENSIONS (INCHES)									
	L	M	N	P	Q	R	S	T	U	V
STD (3 LANES)	13	3	3-7/8	30-1/4	2	7-5/8	4-5/8	5/8	8-1/8	3/4
STD (4 LANES)	13	3	3-7/8	30-1/4	2	7-5/8	4-5/8	5/8	8-1/8	3/4
EXPWY (3 LANES)	17-1/4	3	5-1/8	40-3/8	2-5/8	10-1/4	6-1/4	3/4	10-3/4	1
EXPWY (4 LANES)	17-1/4	3	5-1/8	40-3/8	2-5/8	10-1/4	6-1/4	3/4	10-3/4	1
SPECIAL (3 LANES)	21-5/8	4	6-1/8	50-3/4	3-3/8	12-7/8	7-3/4	1	13-1/2	1-1/4
SPECIAL (4 LANES)	21-5/8	4	6-1/8	50-3/4	3-3/8	12-7/8	7-3/4	1	13-1/2	1-1/4

REFERENCES

MdMUTCD SECTION - 6F.46

COLORS

LEGEND - BLACK

BACKGROUND - FLUORESCENT ORANGE

APPROVED Tom Hicks (signature on file)
DIRECTOR - OFFICE OF TRAFFIC AND SAFETY



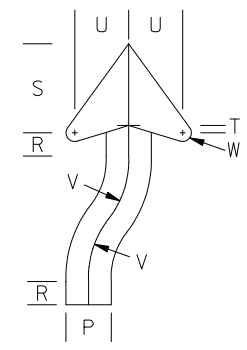
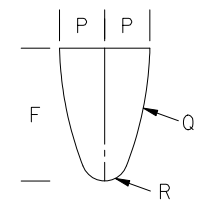
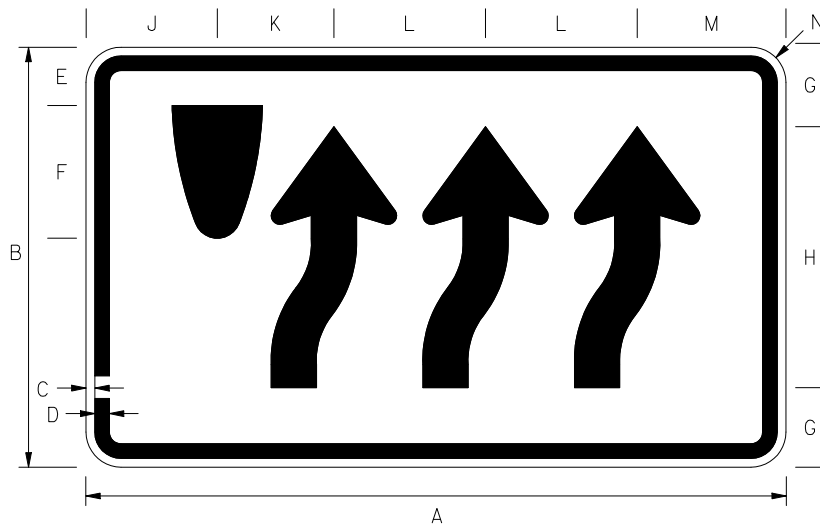
APPROVAL • SHA REVISIONS	APPROVAL • FEDERAL HIGHWAY ADMINISTRATION
APPROVAL 03/02/2009	APPROVAL
REVISED	REVISED
REVISED	REVISED
REVISED	REVISED

**Maryland Department of Transportation
STATE HIGHWAY ADMINISTRATION
MARYLAND STANDARD HIGHWAY SIGNS**

LANE DIVISION ENDS (SYMBOL)

SIGN NUMBER

W9-3a(1)



SIGN SIZE	DIMENSIONS (INCHES)										
	A	B	C	D	E	F	G	H	J	K	L
STD	60	36	3/4	1-1/4	5	11-3/8	6-13/16	22-3/8	11-1/4	10	13
EXPWY	72	48	1	1-1/4	7-3/8	15-1/8	9-7/16	29-1/8	11-9/16	12-1/4	17-1/4
FWY	96	60	1-1/4	1-1/2	9-3/8	18-7/8	11-11/16	36-5/8	16-5/8	16-5/8	21-5/8

SIGN SIZE	DIMENSIONS (INCHES)									
	M	N	P	Q	R	S	T	U	V	W
STD	12-3/4	3	3-7/8	30-1/4	2	7-5/8	5/8	4-5/8	8-1/8	3/4
EXPWY	13-11/16	3	5-1/8	40-3/8	2-5/8	10-1/4	3/4	6-1/4	10-3/4	1
FWY	19-1/2	4	6-1/8	50-3/4	3-3/8	12-7/8	1	7-3/4	13-1/2	1-1/4

REFERENCES

MdMUTCD SECTION - 6F.46

COLORS

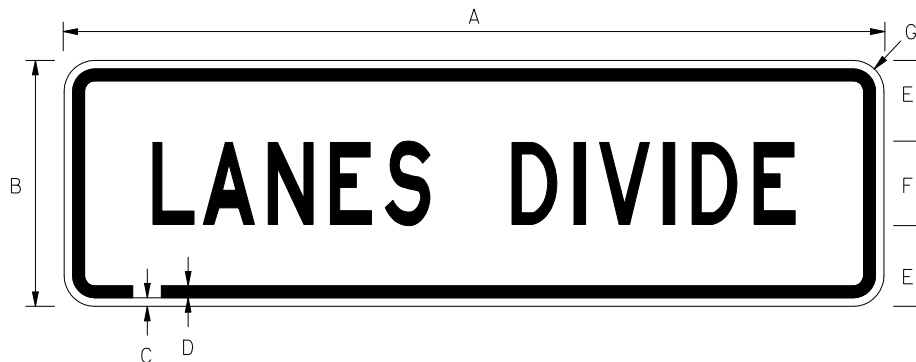
LEGEND - BLACK
BACKGROUND - FLUORESCENT ORANGE

APPROVED Tom Hicks (signature on file)
DIRECTOR - OFFICE OF TRAFFIC AND SAFETY

	APPROVAL • SHA REVISIONS	APPROVAL • FEDERAL HIGHWAY ADMINISTRATION
	APPROVAL 03/02/2009	APPROVAL
	REVISED	REVISED
	REVISED	REVISED
	REVISED	REVISED

Maryland Department of Transportation
STATE HIGHWAY ADMINISTRATION
 MARYLAND STANDARD HIGHWAY SIGNS
THRU LANES SHIFT END

SIGN NUMBER **W9-3a(2)**



SIGN SIZE	DIMENSIONS (INCHES)						
	A	B	C	D	E	F	G
STD (3 LANES)	60	18	5/8	7/8	6	6C	2-1/4
STD (4 LANES)	72	18	5/8	7/8	6	6E	2-1/4
EXPWY (3 LANES)	72	18	5/8	7/8	5	8C	2-1/4
EXPWY (4 LANES)	84	18	5/8	7/8	5	8D	2-1/4
SPECIAL (3 LANES)	96	18	1	1-1/4	5	8E	3
SPECIAL (4 LANES)	108	18	1	1-1/4	5	8E	3

REFERENCES

MdMUTCD SECTION - 6F.46

COLORS

LEGEND - BLACK

BACKGROUND - FLUORESCENT ORANGE

APPROVED Tom Hicks (signature on file)
DIRECTOR - OFFICE OF TRAFFIC AND SAFETY

Maryland Department of Transportation
STATE HIGHWAY ADMINISTRATION
MARYLAND STANDARD HIGHWAY SIGNS




APPROVAL • SHA REVISIONS	APPROVAL • FEDERAL HIGHWAY ADMINISTRATION
APPROVAL 03/02/2009	APPROVAL
REVISED	REVISED
REVISED	REVISED
REVISED	REVISED

LANES DIVIDE

SIGN NUMBER

W9-3a(3)



NOTES:

1. "M" DIMENSION IS ALWAYS EDGE OF SIGN TO TIP OF ARROW SPACING.
2. "N" DIMENSION IS ALWAYS TIP OF ARROW TO CENTER OF MEDIAN SYMBOL SPACING.
3. "P" DIMENSION IS ALWAYS TIP OF ARROW TO TIP OF ARROW SPACING.
4. OPTIONAL "ALL LANES THRU" INCLUDED ON SIGN, WHEN NOT USED DIMENSIONS "L, K, J" ARE NOT NEEDED, AND DIMENSION "G" IS MEASURED TO BOTTOM OF SIGN PANEL.
5. LANE SPLITS FOR 3 LANE SIGNS (1:2) AND (2:1).
6. LANE SPLITS FOR 4 LANE SIGNS (2:2), (3:1), AND (1:3).

SIGN SIZE	DIMENSIONS (INCHES)										
	A	B	C	D	E	F	G	H	J	K	L
STD (3 LANES)	60	48	3/4	1-1/4	5	11-3/8	6-13/16	22-3/8	1-7/8	5C	3-7/8
STD (4 LANES)	72	48	1	1-1/4	5	11-3/8	6-13/16	22-3/8	1-7/8	5D	3-7/8
EXPWY (3 LANES)	72	66	1	1-1/4	7-3/8	15-1/8	9-7/16	29-1/8	4-1/4	6C	6-1/2
EXPWY (4 LANES)	84	66	1	1-1/4	7-3/8	15-1/8	9-7/16	29-1/8	4-1/4	6D	6-1/2
SPECIAL (3 LANES)	96	78	1-1/4	1-1/2	9-3/8	18-7/8	11-11/16	36-5/8	2-7/8	8C	5-5/8
SPECIAL (4 LANES)	108	78	1-1/4	1-1/2	9-3/8	18-7/8	11-11/16	36-5/8	2-7/8	8D	5-5/8

SIGN SIZE	DIMENSIONS (INCHES)											
	M	N	P	Q	R	S	T	U	V	W	X	Y
STD (3 LANES)	13-1/2	10	13	3	3-7/8	30-1/4	2	7-5/8	4-5/8	5/8	8-1/8	3/4
STD (4 LANES)	13	10	13	3	3-7/8	30-1/4	2	7-5/8	4-5/8	5/8	8-1/8	3/4
EXPWY (3 LANES)	15-1/8	12-1/4	17-1/4	3	5-1/8	40-3/8	2-5/8	10-1/4	6-1/4	3/4	10-3/4	1
EXPWY (4 LANES)	12-1/2	12-1/4	17-1/4	3	5-1/8	40-3/8	2-5/8	10-1/4	6-1/4	3/4	10-3/4	1
SPECIAL (3 LANES)	20-9/16	16-5/8	21-5/8	4	6-1/8	50-3/8	3-3/8	12-7/8	7-3/4	1	13-1/2	1-1/4
SPECIAL (4 LANES)	15-3/4	16-5/8	21-5/8	4	6-1/8	50-3/8	3-3/8	12-7/8	7-3/4	1	13-1/2	1-1/4

REFERENCES

MdMUTCD SECTION - 6F.46

COLORS

LEGEND - BLACK
BACKGROUND - FLUORESCENT ORANGE

APPROVED Tom Hicks (signature on file)
DIRECTOR - OFFICE OF TRAFFIC AND SAFETY

**Maryland Department of Transportation
STATE HIGHWAY ADMINISTRATION
MARYLAND STANDARD HIGHWAY SIGNS**

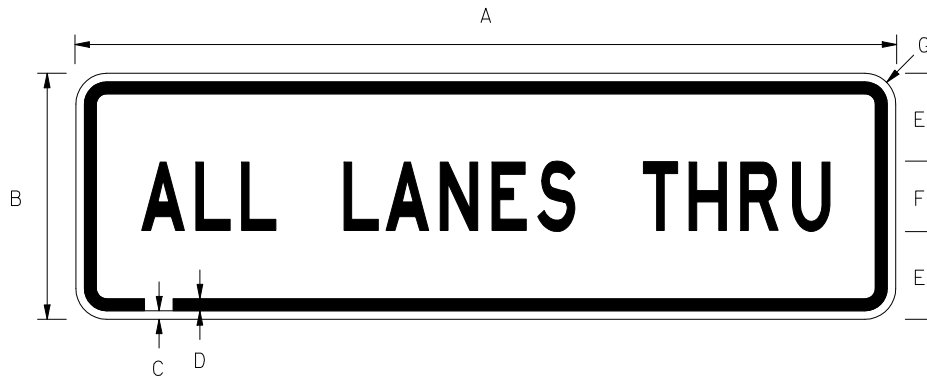
ALL LANES THROUGH (SYMBOL)



APPROVAL • SHA REVISIONS	APPROVAL • FEDERAL HIGHWAY ADMINISTRATION
APPROVAL 03/02/2009	APPROVAL
REVISED	REVISED
REVISED	REVISED
REVISED	REVISED

SIGN NUMBER

W9-3a(4)



SIGN SIZE	DIMENSIONS (INCHES)						
	A	B	C	D	E	F	G
STD (3 LANES)	60	18	5/8	7/8	6-1/2	5C	2-1/4
STD (4 LANES)	72	18	5/8	7/8	6	6C	2-1/4
EXPWY (3 LANES)	72	18	5/8	7/8	6	6C	2-1/4
EXPWY (4 LANES)	84	18	5/8	7/8	5-1/2	7C	2-1/4
SPECIAL (3 LANES)	96	18	1	1-1/4	5	8C	3
SPECIAL (4 LANES)	108	18	1	1-1/4	5	8D	3

REFERENCES

MdMUTCD SECTION - 6F.46

COLORS

LEGEND - BLACK

BACKGROUND - FLUORESCENT ORANGE

APPROVED Tom Hicks (signature on file)
DIRECTOR - OFFICE OF TRAFFIC AND SAFETY

Maryland Department of Transportation
STATE HIGHWAY ADMINISTRATION
MARYLAND STANDARD HIGHWAY SIGNS

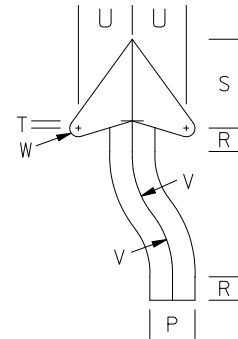
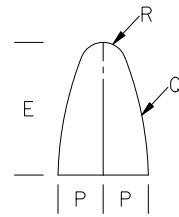
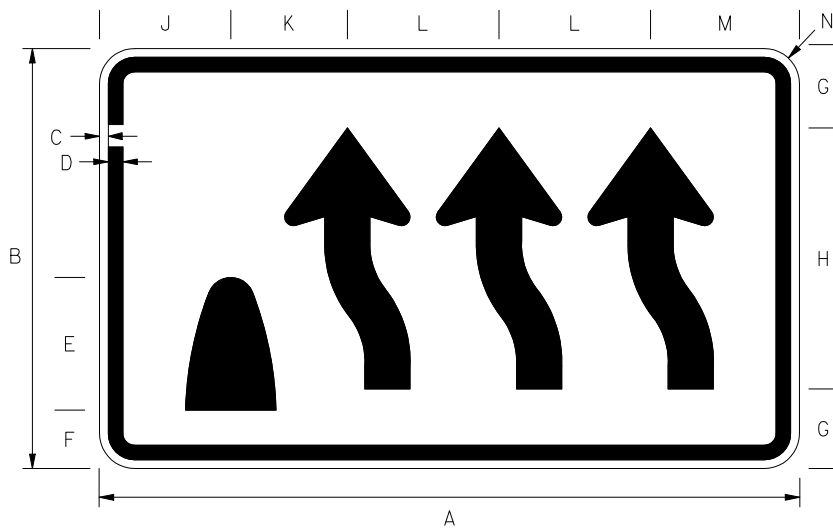


APPROVAL • SHA REVISIONS	APPROVAL • FEDERAL HIGHWAY ADMINISTRATION
APPROVAL 03/02/2009	APPROVAL
REVISED	REVISED
REVISED	REVISED
REVISED	REVISED

ALL LANES THRU

SIGN NUMBER

W9-3a(5)



SIGN SIZE	DIMENSIONS (INCHES)										
	A	B	C	D	E	F	G	H	J	K	L
STD	60	36	3/4	1-1/4	11-3/8	5	6-13/16	22-3/8	11-1/4	10	13
EXPWY	72	48	1	1-1/4	15-1/8	7-3/8	9-7/16	29-1/8	11-9/16	12-1/4	17-1/4
FWY	96	60	1-1/4	1-1/2	18-7/8	9-3/8	11-11/16	36-5/8	16-5/8	16-5/8	21-5/8

SIGN SIZE	DIMENSIONS (INCHES)									
	M	N	P	Q	R	S	T	U	V	W
STD	12-3/4	3	3-7/8	30-1/4	2	7-5/8	5/8	4-5/8	8-1/8	3/4
EXPWY	13-11/16	3	5-1/8	40-3/8	2-5/8	10-1/4	3/4	6-1/4	10-3/4	1
FWY	19-1/2	4	6-1/8	50-3/4	3-3/8	12-7/8	1	7-3/4	13-1/2	1-1/4

REFERENCES

MdMUTCD SECTION - 6F.46

COLORS

LEGEND - BLACK

BACKGROUND - FLUORESCENT ORANGE

APPROVED Tom Hicks (signature on file)
DIRECTOR - OFFICE OF TRAFFIC AND SAFETY

Maryland Department of Transportation
STATE HIGHWAY ADMINISTRATION
MARYLAND STANDARD HIGHWAY SIGNS

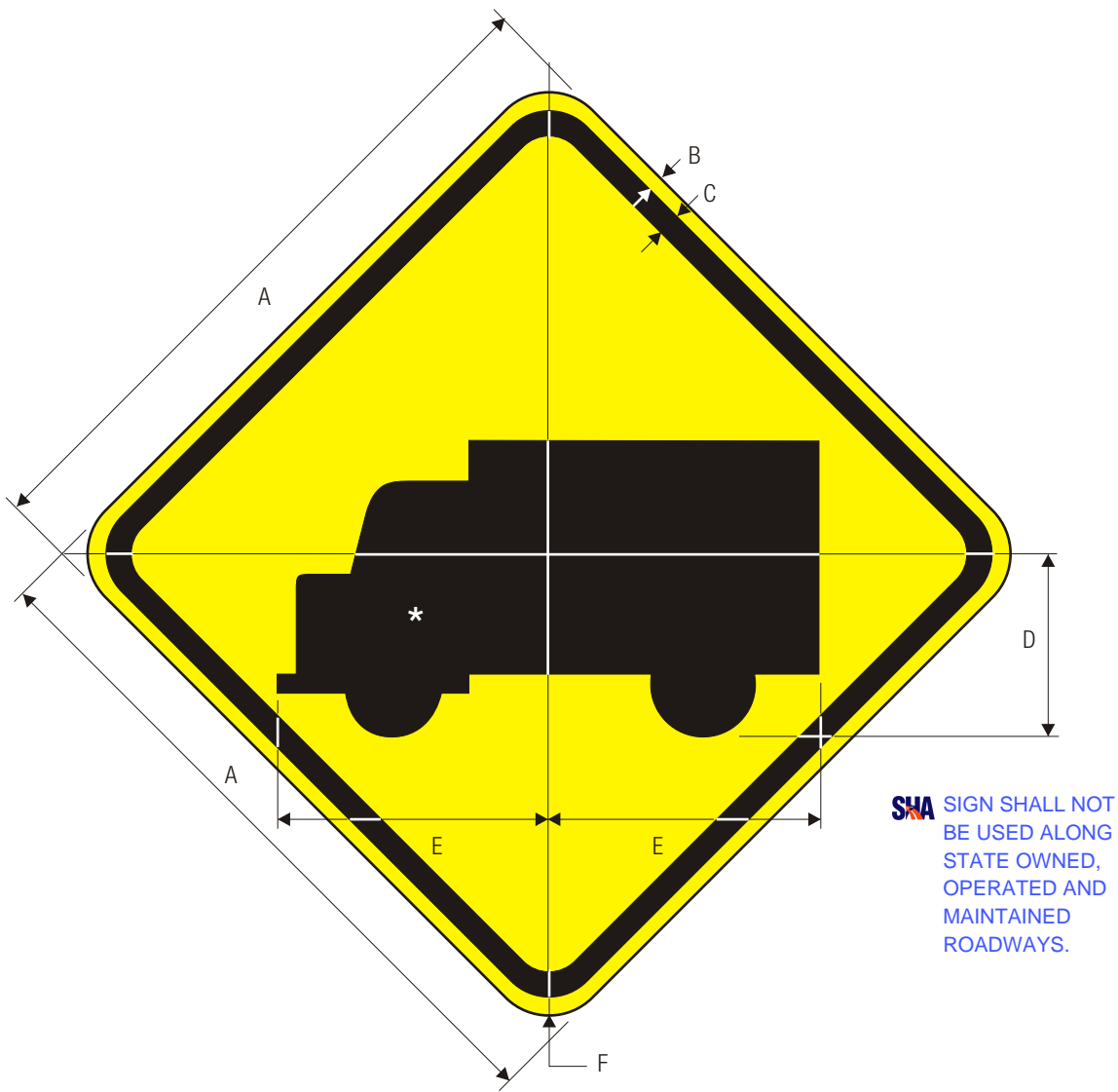


APPROVAL • SHA REVISIONS	APPROVAL • FEDERAL HIGHWAY ADMINISTRATION
APPROVAL 03/02/2009	APPROVAL
REVISED	REVISED
REVISED	REVISED
REVISED	REVISED

THRU LANES SHIFT

SIGN NUMBER

W9-3a(6)



W11-10

TRUCK CROSSING

SHA *FOR SYMBOL DESIGN REFER TO THE APPENDIX-GRID SECTION FROM FHWA'S STANDARD HIGHWAY SIGNS BOOK -APPENDIX SECTION

A	B	C	D	E	F
24	.375	.625	7	9.5	1.5
C 30	.5	.75	9	12	1.875
36	.625	.875	10	14	2.25
48	.75	1.25	14	19	3

WARNING SIGN COLORS:

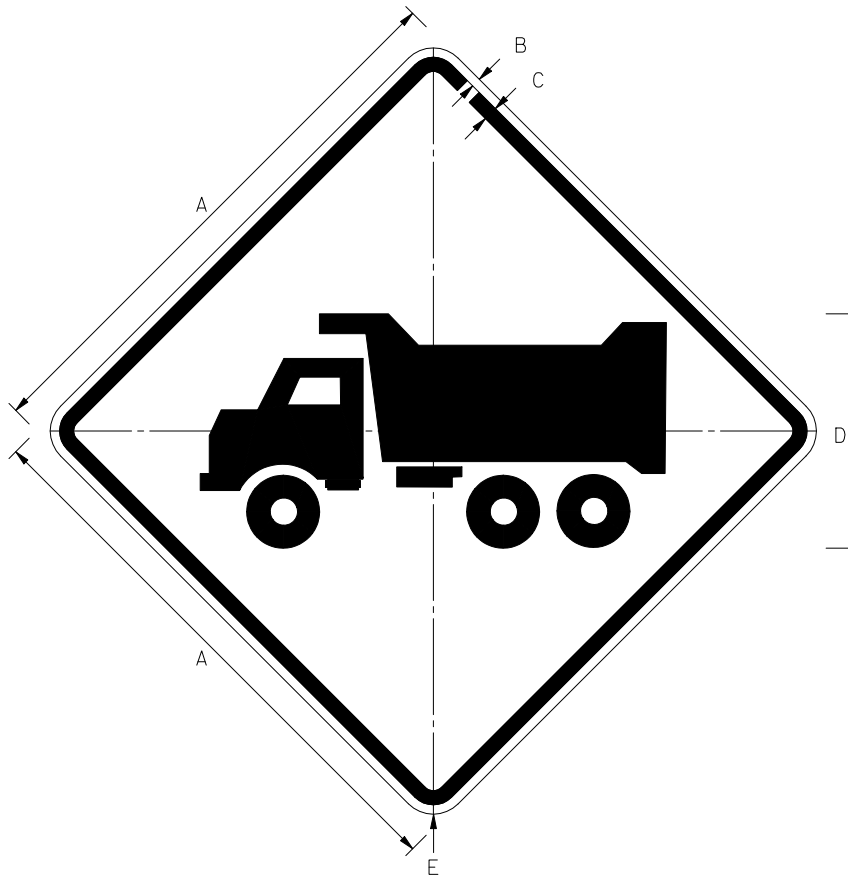
SYMBOL — BLACK

SHA BACKGROUND— YELLOW (RETROREFLECTIVE)

TTC SIGN COLORS:

SYMBOL — BLACK

SHA BACKGROUND— ORANGE (RETROREFLECTIVE)



NOTE: FOR SYMBOL DESIGN CONTACT SHA SIGN SHOP.

SIGN SIZE	DIMENSIONS (INCHES)				
	A	B	C	D	E
STD	48	3/4	1-1/4	20	3

REFERENCES

MdMUTCD SECTION - 6F.34

COLORS

LEGEND - BLACK

BACKGROUND - FLUORESCENT ORANGE

APPROVED Tom Hicks (signature on file)
DIRECTOR - OFFICE OF TRAFFIC AND SAFETY

Maryland Department of Transportation
STATE HIGHWAY ADMINISTRATION
MARYLAND STANDARD HIGHWAY SIGNS

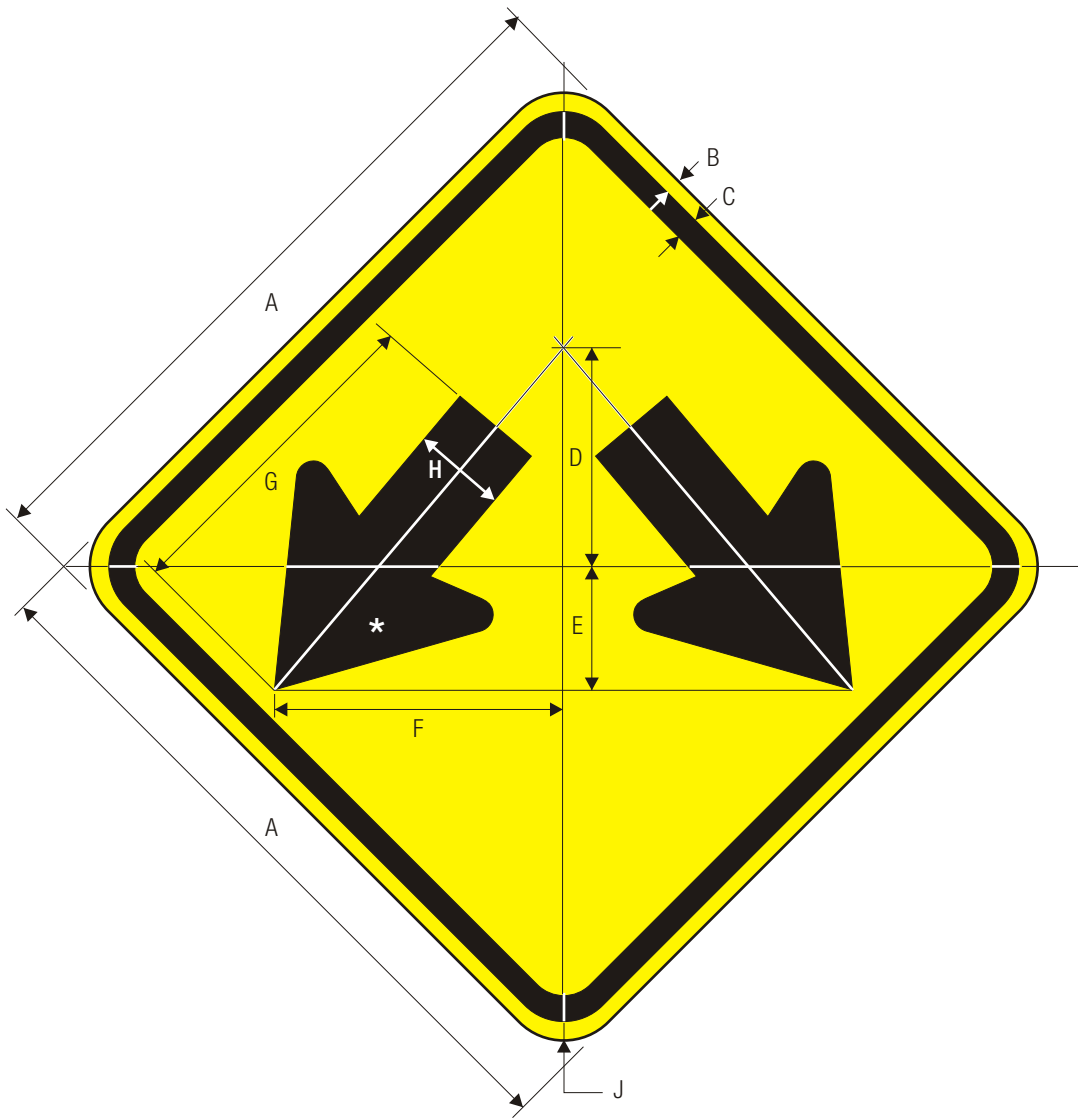


APPROVAL • SHA REVISIONS	APPROVAL • FEDERAL HIGHWAY ADMINISTRATION
APPROVAL 03-01-2007	APPROVAL
REVISED	REVISED
REVISED	REVISED
REVISED	REVISED

TRUCK CROSSING (SYMBOL)

SIGN NUMBER

W11-10(1)



W12-1

DOUBLE ARROW

SHA * FOR ARROWHEAD DIMENSIONS REFER TO STANDARD ARROW DETAILS IN APPENDIX-ARROWS SECTION FROM FHWA'S STANDARD HIGHWAY SIGNS BOOK-APPENDIX SECTION.

	A	B	C	D	E	F	G	H	J
	24	.375	.625	8	4.125	9.75	11.625	3.125	1.5
C	30	.5	.75	10	5.25	12.375	14.688	4	1.875
	36	.625	.875	12	6.125	14.625	17.5	4.75	2.25
	48	.75	1.25	16	8.25	19.5	23.25	6.25	3

WARNING SIGN COLORS:
(24" and 30" SIGNS ONLY)

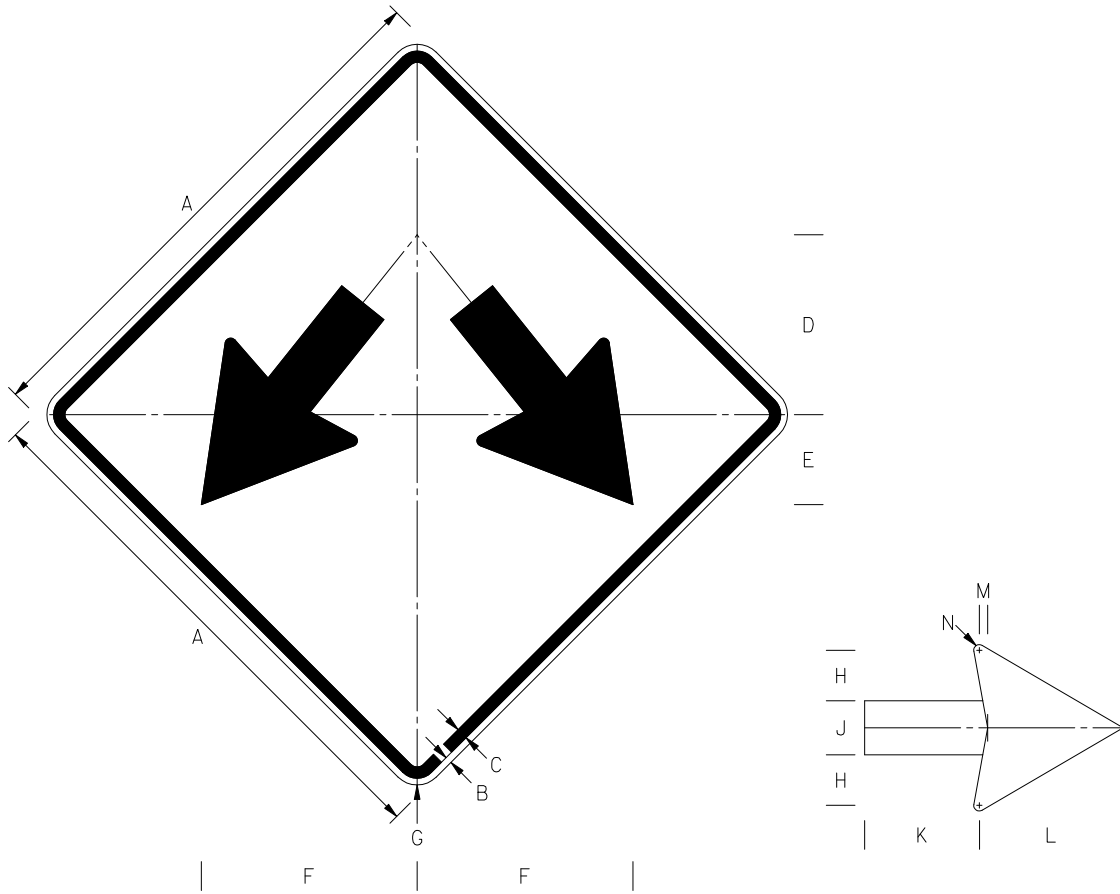
SHA SYMBOL — BLACK
BACKGROUND — FLUORESCENT YELLOW
(RETROREFLECTIVE)

SHA REFERENCES
MdMUTCD SECTION - 2C.20

TTC SIGN COLORS:

SHA SYMBOL — BLACK
BACKGROUND — FLUORESCENT ORANGE (RETROREFLECTIVE)

SHA REFERENCES
MdMUTCD SECTION - 6F.46, 6F.50



NOTE: SIGN SUPPLEMENTS FEDERAL SIGN W12-1.

SIGN SIZE	DIMENSIONS (INCHES)												
	A	B	C	D	E	F	G	H	J	K	L	M	N
SPECIAL	60	3/4	1-1/4	20	10	24	3	5-5/8	6	12-3/4	16	15/16	5/8

REFERENCES

MdMUTCD SECTION - 6F.46, 6F.50

COLORS

LEGEND - BLACK
BACKGROUND - FLUORESCENT ORANGE

APPROVED Tom Hicks (signature on file)
DIRECTOR - OFFICE OF TRAFFIC AND SAFETY

Maryland Department of Transportation
STATE HIGHWAY ADMINISTRATION
MARYLAND STANDARD HIGHWAY SIGNS



APPROVAL • SHA REVISIONS	APPROVAL • FEDERAL HIGHWAY ADMINISTRATION
APPROVAL 03/02/2009	APPROVAL
REVISED	REVISED
REVISED	REVISED
REVISED	REVISED

DOUBLE ARROW

SIGN NUMBER **W12-1(1)**



W12-2
LOW CLEARANCE (ENGLISH)

SHA REFERENCES
MdMUTCD SECTION - 2C.22

LOW CLEARANCE (METRIC)

A	B	C	D	E	F	G	H	J	K	L	M	N
18	.375	.625	3.438	4	2.125	.5	1.5	1	1.5	.938	.625	.25
30	.5	.75	5.75	6.625	3.75	.75	2.5	1.688	1.875	1.563	1	.438
36	.625	.875	6.875	8	4.25	1	3	2	2.25	1.875	1.25	.5
48	.75	1.25	9.188	10.625	5.875	1.313	4	2.625	3	2.438	1.625	.625

P	Q	R	S
1.375	2	3	6 D
2.25	3.313	5	10 D
2.75	4	6	12 D
3.625	5.58	8	16 D

SHA *FOR ARROWHEAD DIMENSIONS REFER TO ARROWS
FOR GUIDE SIGNS DOWN-ARROW DETAIL IN
APPENDIX-ARROW SECTION FROM FHWA'S STANDARD
HIGHWAY SIGNS BOOK-APPENDIX SECTION
**Optically space numerals about center line.

WARNING SIGN COLORS:

TTC SIGN COLORS:

SYMBOL & LEGEND—BLACK

SYMBOL & LEGEND—BLACK

SHA BACKGROUND — FLUORESCENT YELLOW
(RETROREFLECTIVE)

SHA BACKGROUND — FLUORESCENT ORANGE
(RETROREFLECTIVE)



W13-1

ADVISORY SPEED (ENGLISH)

*Series 2000 Standard Alphabets.

**Optically space numerals about vertical centerline.

	A	B	C	D	E	F	G	H	J
C	18	.375	.625	2.5	8 E	2	3 E	4.723	1.5
	24	.375	.625	3.625	10 E	2.75	4 E	6.284	1.5
	30	.5	.75	4.5	12 E	4	5 E	7.416	1.875

WARNING SIGN COLORS:

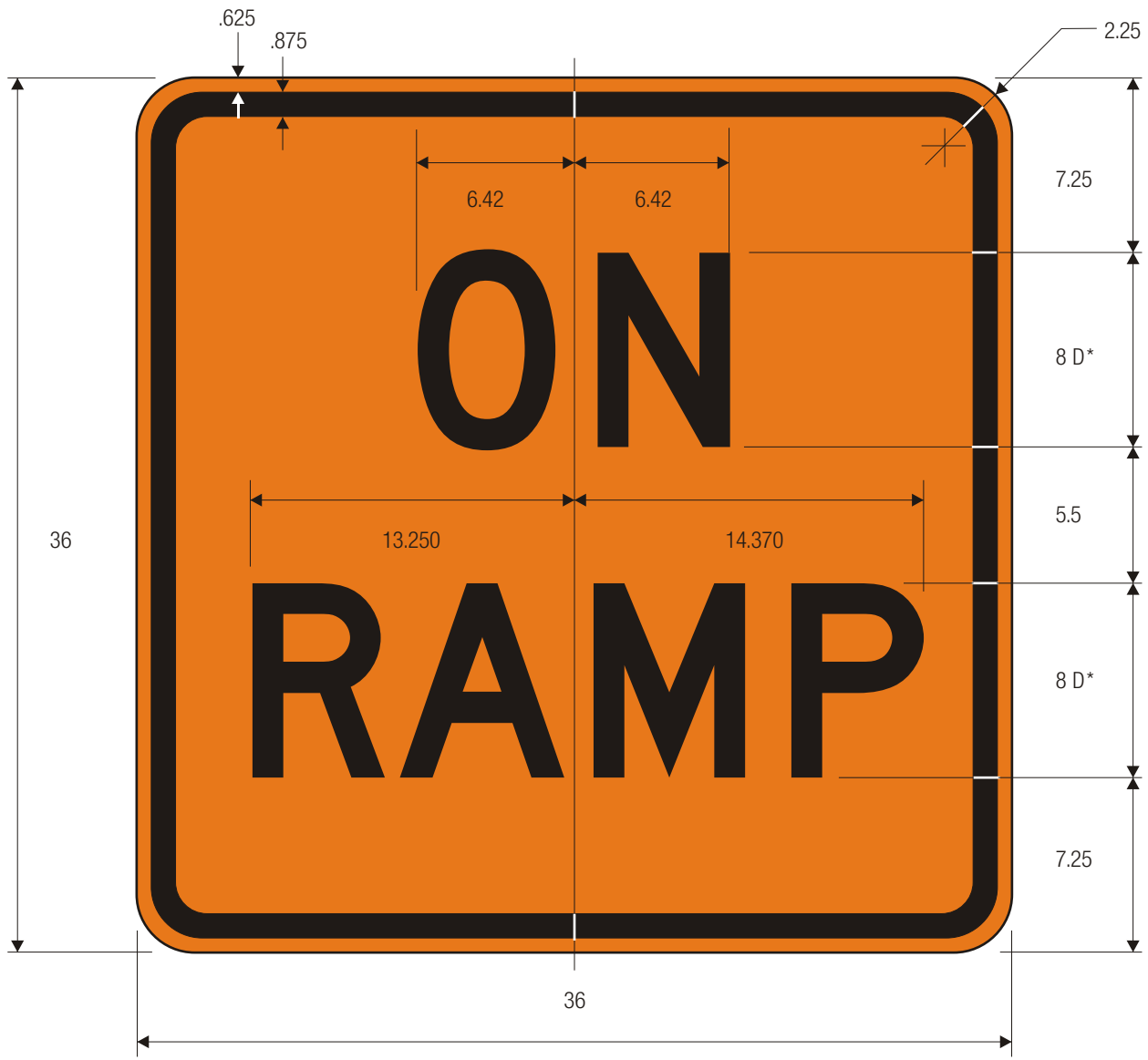
LEGEND — BLACK
SHA BACKGROUND — FLUORESCENT YELLOW (RETROREFLECTIVE)

TTC SIGN COLORS:

LEGEND — BLACK
SHA BACKGROUND — FLUORESCENT ORANGE (RETROREFLECTIVE)

SHA REFERENCES

MdMUTCD SECTION - 2C.06, 2C.10, 2C.11, 2C.15, 2C.24, 2C.25, 2C.37, 2C.46, 5C.10

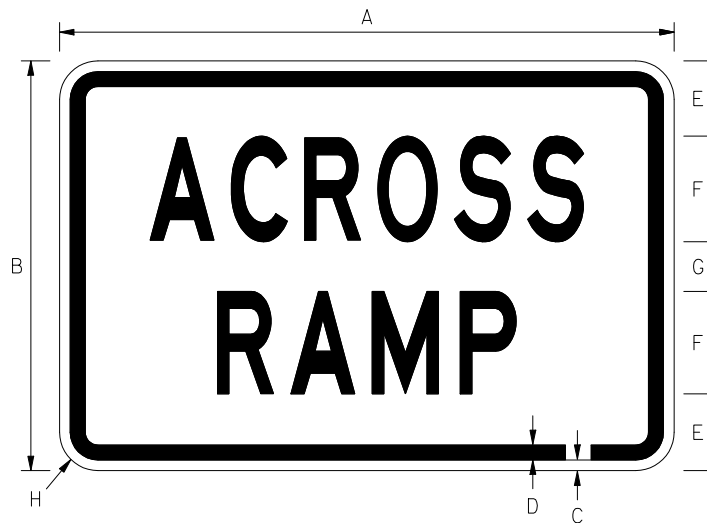


W13-4
ON RAMP

*Series 2000 Standard Alphabets.

SHA REFERENCES
MdMUTCD SECTION - 6F.25

TTC SIGN COLORS:
LEGEND — BLACK
SHA BACKGROUND—FLUORESCENT ORANGE (RETROREFLECTIVE)



SIGN SIZE	DIMENSIONS (INCHES)							
	A	B	C	D	E	F	G	H
STD	36	24	5/8	7/8	4-1/2	6C	3	2-1/4
SPECIAL	48	30	3/4	1-1/4	5	8C	4	3

REFERENCES

MdMUTCD SECTION - 2C.43

COLORS

FOR USE AS WARNING SIGNS

LEGEND - BLACK
BACKGROUND - FLUORESCENT YELLOW

FOR USE AS SCHOOL SIGNS

LEGEND - BLACK
BACKGROUND - FLUORESCENT YELLOW-GREEN

FOR USE AS WORK AREA SIGNS

LEGEND - BLACK
BACKGROUND - FLUORESCENT ORANGE

APPROVED Tom Hicks (signature on file)
DIRECTOR - OFFICE OF TRAFFIC AND SAFETY

Maryland Department of Transportation
STATE HIGHWAY ADMINISTRATION
MARYLAND STANDARD HIGHWAY SIGNS

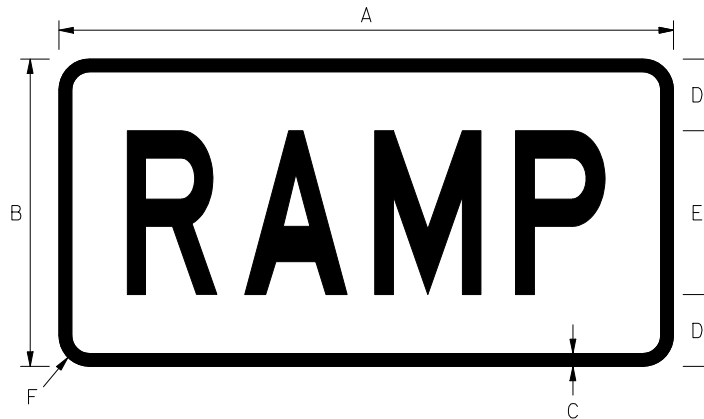


APPROVAL • SHA REVISIONS	APPROVAL • FEDERAL HIGHWAY ADMINISTRATION
APPROVAL 03/02/2009	APPROVAL
REVISED	REVISED
REVISED	REVISED
REVISED	REVISED

ACROSS RAMP

SIGN NUMBER

W13-4(1)



SIGN SIZE	DIMENSIONS (INCHES)					
	A	B	C	D	E	F
STD	30	15	5/8	3-1/2	8C	1-1/2

REFERENCES

MdMUTCD SECTION - 6F.25

COLORS

LEGEND - WHITE

BACKGROUND - RED

APPROVED Tom Hicks (signature on file)
DIRECTOR - OFFICE OF TRAFFIC AND SAFETY

Maryland Department of Transportation
STATE HIGHWAY ADMINISTRATION
MARYLAND STANDARD HIGHWAY SIGNS



APPROVAL • SHA REVISIONS	APPROVAL • FEDERAL HIGHWAY ADMINISTRATION
APPROVAL 03/02/2009	APPROVAL
REVISED	REVISED
REVISED	REVISED
REVISED	REVISED

RAMP

SIGN NUMBER

W13-4(2)



W14-3

NO PASSING ZONE

*Reduce spacing 20% for 48" size.
 **Reduce spacing 35% for 48" size.
 ***Use Series 2000 Alphabets for 36" size.

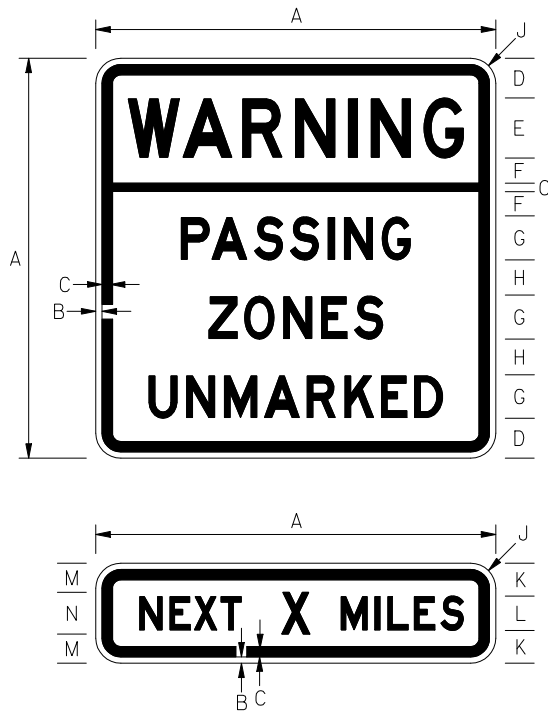
A	B	C	D	E	F	G	H	J	K	L	M	N
36	24	.5	.75	5.75	3 D	3 C	1.75	2.375	1.875	4	15.75	8.313
40	30	.5	.75	7.25	4 D	4 C	1.75	2.5	1.875	6.5	22.563	11.063
48	36	.625	.875	8.5	5 D	5 C	2	3	2.25	8	268.13	12.75
64	48	.75	1.25	12	6 D	6 C	3	4	3	10.75	33.688	16.563

WARNING SIGN COLORS:

LEGEND — BLACK
 SHA BACKGROUND — FLUORESCENT YELLOW (RETROREFLECTIVE)

TTC SIGN COLORS:

LEGEND — BLACK
 SHA BACKGROUND — FLUORESCENT ORANGE (RETROREFLECTIVE)



SIGN SIZE	DIMENSIONS (INCHES)						
	A	B	C	D	E	F	G
MIN	36	5/8	7/8	3-25/32	50	2-9/32	40
STD	48	3/4	1-1/4	4-7/8	70	3-1/8	50

SIGN SIZE	DIMENSIONS (INCHES)					
	H	J	K	L	M	N
MIN	3	2-1/4	4	4C	3-1/2	5C
STD	4-1/2	3	4	4D	3-1/2	5D

REFERENCES

MdMUTCD SECTION - 6F.46

COLORS

LEGEND

- TOP - BLACK
- MIDDLE - BLACK
- BOTTOM - BLACK

BACKGROUND

- TOP - FLUORESCENT ORANGE
- MIDDLE - WHITE
- BOTTOM - WHITE

APPROVED Tom Hicks (signature on file)
DIRECTOR - OFFICE OF TRAFFIC AND SAFETY

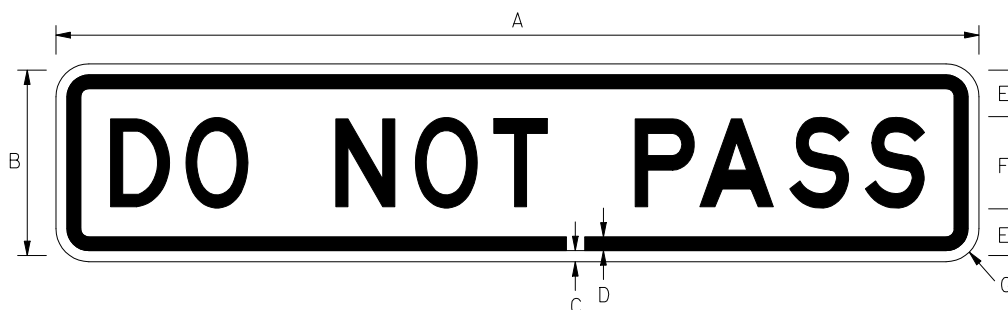
Maryland Department of Transportation
STATE HIGHWAY ADMINISTRATION
MARYLAND STANDARD HIGHWAY SIGNS
WARNING - PASSING ZONES UNMARKED -
NEXT X MILES



APPROVAL • SHA REVISIONS	APPROVAL • FEDERAL HIGHWAY ADMINISTRATION
APPROVAL 03/02/2009	APPROVAL
REVISED	REVISED
REVISED	REVISED
REVISED	REVISED

SIGN NUMBER

W14-3(1)



SIGN SIZE	DIMENSIONS (INCHES)						
	A	B	C	D	E	F	F
STD	84	18	1	1-1/4	5	80	3

REFERENCES

MdMUTCD SECTION - 6F.05, 6F.06, 6F.07

COLORS

LEGEND - BLACK

BACKGROUND - FLUORESCENT ORANGE

APPROVED Tom Hicks (signature on file)
DIRECTOR - OFFICE OF TRAFFIC AND SAFETY

Maryland Department of Transportation
STATE HIGHWAY ADMINISTRATION
MARYLAND STANDARD HIGHWAY SIGNS

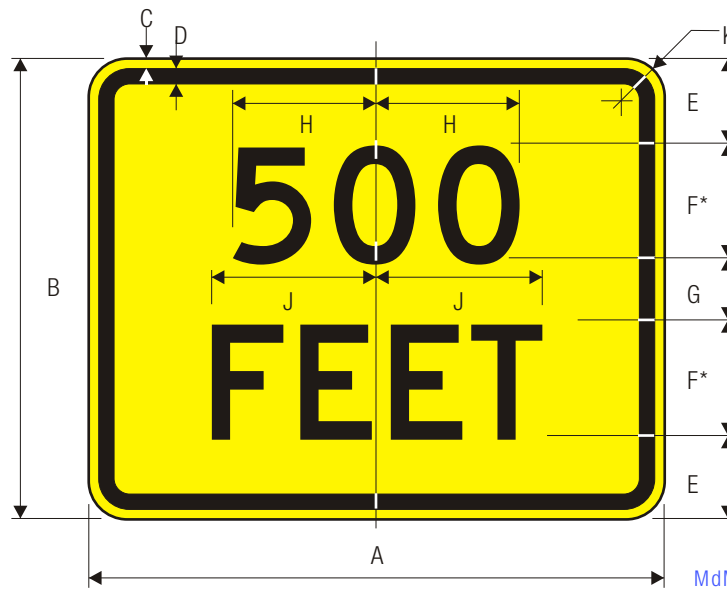


APPROVAL • SHA REVISIONS	APPROVAL • FEDERAL HIGHWAY ADMINISTRATION
APPROVAL 03/02/2009	APPROVAL
REVISED	REVISED
REVISED	REVISED
REVISED	REVISED

DO NOT PASS

SIGN NUMBER

W14-3(2)

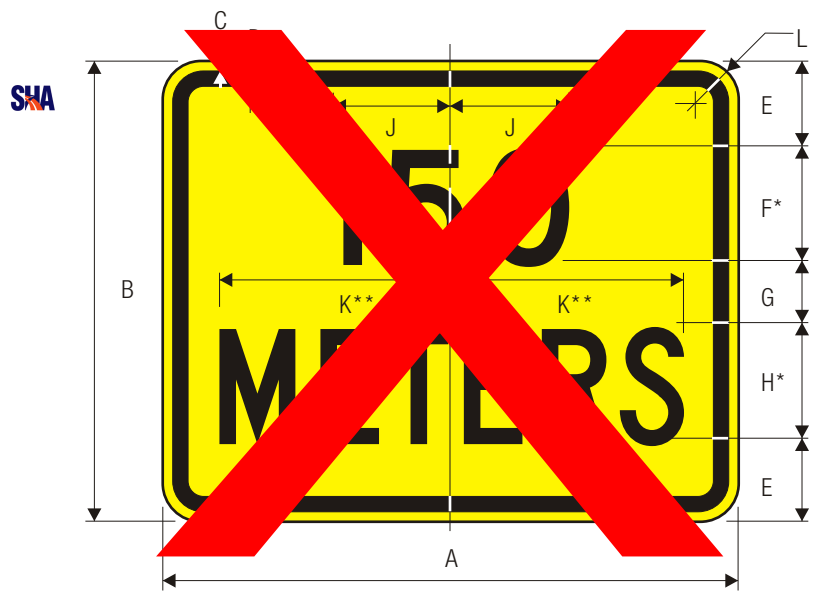


SHA REFERENCES
MdMUTCD SECTION - 2C.45, 6F.29, 7B.07, 7B.08

W16-2

500 FEET (2 LINE) (ENGLISH)

	A	B	C	D	E	F	G	H	J	K
C	18	12	.375	.625	2	3 D	2	VAR	4.303	1.5
	24	18	.375	.625	3	5 D	2	VAR	7.185	1.5
	30	24	.375	.625	4.375	6 D	3.25	VAR	8.606	1.875



W16-2

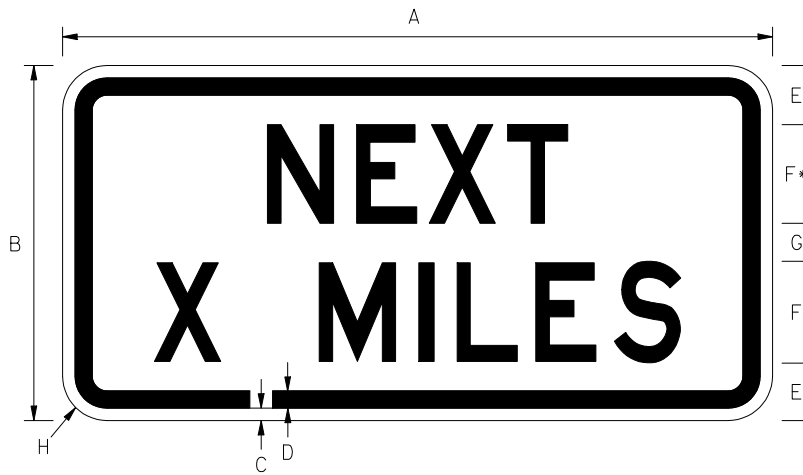
150 METERS (2 LINE) (METRIC)

*Series 2000 Standard Alphabets.
**Reduce spacing to fit on 24" size.

	A	B	C	D	E	F	G	H	J	K	L
C	18	12	.375	.625	2	3 D	2	3 C	VAR	6.049	1.5
	24	18	.375	.625	3	5 D	2	5 C	VAR	9.627	1.5
	30	24	.375	.625	4.375	6 D	3.25	6 C	VAR	12.109	1.875

WARNING SIGN COLORS:
LEGEND — BLACK
SHA BACKGROUND— FLUORESCENT YELLOW
(RETROREFLECTIVE)

TTC SIGN COLORS:
LEGEND — BLACK
SHA BACKGROUND— FLUORESCENT ORANGE (RETROREFLECTIVE)



EVERY

* ALTERNATE MESSAGE "EVERY" ONLY TO BE USED WITH W21-5(4) SIGN

SIGN SIZE	DIMENSIONS (INCHES)							
	A	B	C	D	E	F	G	H
STD	36	18	5/8	7/8	3	50	2	2-1/4

REFERENCES

MdMUTCD SECTION - 6F.49

COLORS

LEGEND - BLACK

BACKGROUND - FLUORESCENT ORANGE

APPROVED Tom Hicks (signature on file)
DIRECTOR - OFFICE OF TRAFFIC AND SAFETY

Maryland Department of Transportation
STATE HIGHWAY ADMINISTRATION
MARYLAND STANDARD HIGHWAY SIGNS




APPROVAL • SHA REVISIONS	APPROVAL • FEDERAL HIGHWAY ADMINISTRATION
APPROVAL 03/02/2009	APPROVAL
REVISED	REVISED
REVISED	REVISED
REVISED	REVISED

NEXT X MILES /EVERY X MILES

SIGN NUMBER

W16-4(1)



W16-12p

TRAFFIC CIRCLE PLAQUE

SHA SIGN SHALL NOT BE USED ALONG STATE OWNED, OPERATED AND MAINTAINED ROADWAYS.

*Series 2000 Standard Alphabets.

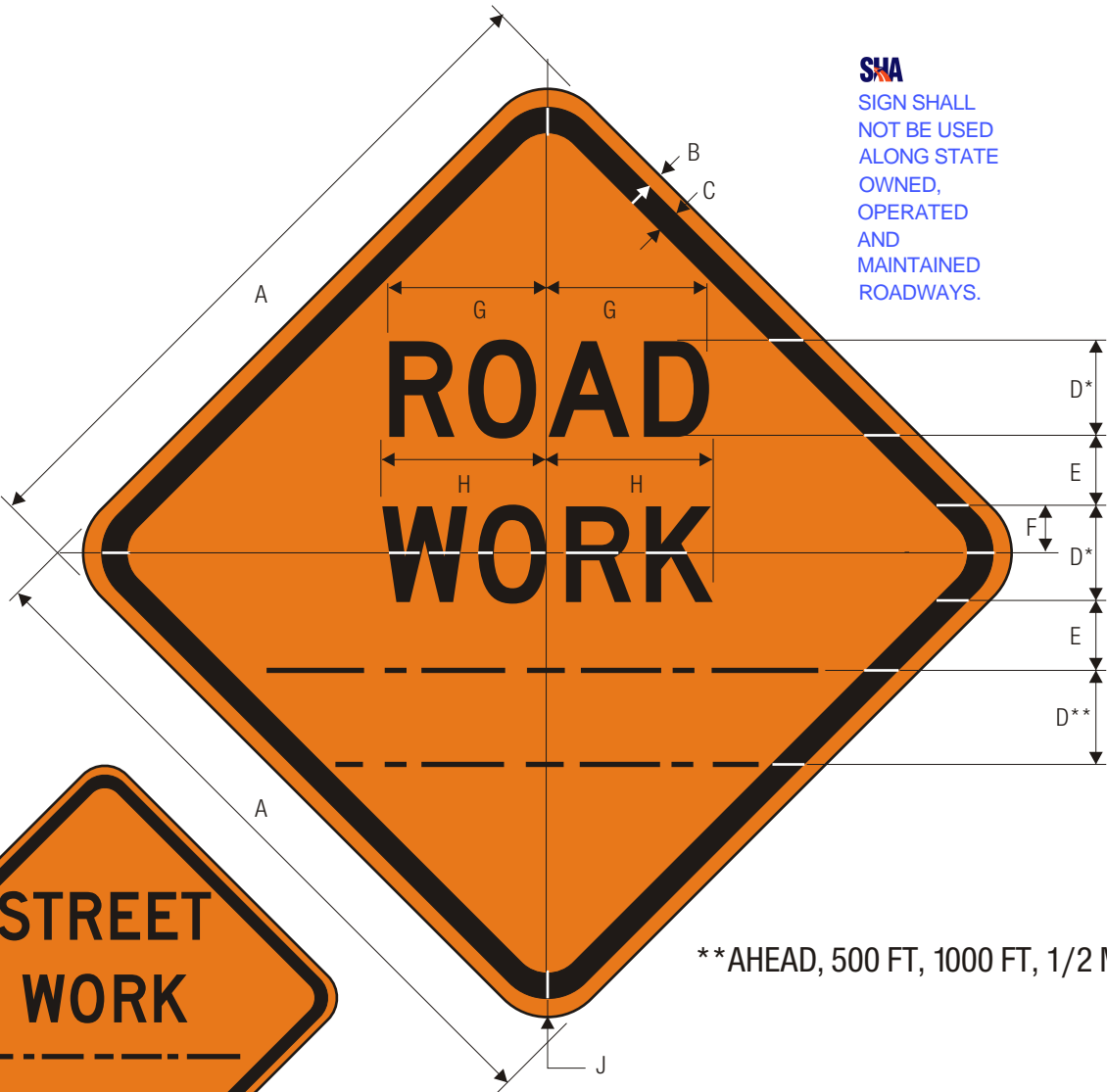
WARNING SIGN COLORS:

LEGEND — BLACK
 BACKGROUND — YELLOW (RETROREFLECTIVE)

TTC SIGN COLORS:

LEGEND — BLACK
 BACKGROUND — ORANGE (RETROREFLECTIVE)

SHA
SIGN SHALL NOT BE USED ALONG STATE OWNED, OPERATED AND MAINTAINED ROADWAYS.



**AHEAD, 500 FT, 1000 FT, 1/2 MILE

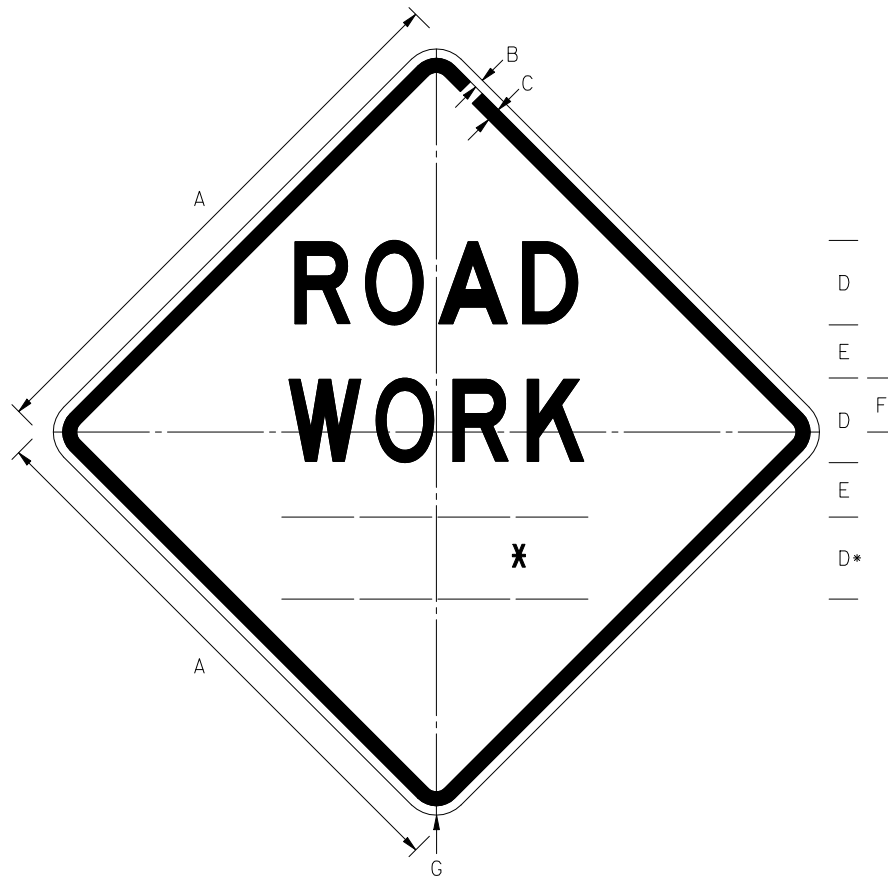
SHA
SIGN SHALL NOT BE USED ALONG STATE OWNED, OPERATED AND MAINTAINED ROADWAYS.

W20-1
ROAD WORK

*Series 2000 Standard Alphabets.
*Series 2000 "C" Alphabet may be substituted where space limitations occur due to length of word message.

	A	B	C	D	E	F	G	H	J
	24	.375	.625	4 D	2	2	6.685	6.965	1.5
	30	.5	.75	4 D	2.742	2	6.685	6.965	1.875
C	36	.625	.875	5 D	3.682	2.481	8.406	8.666	2.25
	48	.75	1.25	7 D	4.803	3.482	11.688	11.788	3
	60	.75	1.25	8 D	5.484	4	13.370	13.930	3

TTC SIGN COLORS:
LEGEND — BLACK
BACKGROUND— ORANGE (RETROREFLECTIVE)



* REFER TO DISTANCE DETAILS IN WORK AREA SECTION FOR LINE 3 MESSAGE AND DIMENSIONS

SIGN SIZE	DIMENSIONS (INCHES)						
	A	B	C	D	E	F	G
MIN	36	5/8	7/8	5D	3-1/2	3-1/4	2-1/4
STD	48	3/4	1-1/4	7D	4-3/4	4-1/2	3
EXPWY	60	3/4	1-1/4	9D	6	5	3

REFERENCES

MdMUTCD SECTION - 6F.17

COLORS

LEGEND - BLACK

BACKGROUND - FLUORESCENT ORANGE

APPROVED Tom Hicks (signature on file)
DIRECTOR - OFFICE OF TRAFFIC AND SAFETY

	APPROVAL • SHA REVISIONS	APPROVAL • FEDERAL HIGHWAY ADMINISTRATION
	APPROVAL 03/02/2009	APPROVAL
	REVISED	REVISED
	REVISED	REVISED

Maryland Department of Transportation
STATE HIGHWAY ADMINISTRATION
MARYLAND STANDARD HIGHWAY SIGNS

ROAD WORK _____

SIGN NUMBER

W20-1(1)



NOTES:

1. SIGN SUPPLEMENTS SIGN W20-1(1).
2. THIS SIGN MAY ONLY BE USED IN CASES WHERE RESTRICTED LATERAL CLEARANCE EXISTS.

* REFER TO DISTANCE DETAILS IN WORK AREA SECTION FOR LINE 3 MESSAGE AND DIMENSIONS

SIGN SIZE	DIMENSIONS (INCHES)							
	A	B	C	D	E	F	G	H
STD	36	5/8	7/8	4-1/2	70	3-1/2	6C	2-1/4

REFERENCES

MdMUTCD SECTION - 6F.17

COLORS

FOR USE AS CONSTRUCTION SIGNS

LEGEND - BLACK
BACKGROUND - FLUORESCENT ORANGE

FOR USE AS FITM SIGNS

LEGEND - BLACK
BACKGROUND - FLUORESCENT YELLOW-GREEN

APPROVED Tom Hicks (signature on file)
DIRECTOR - OFFICE OF TRAFFIC AND SAFETY



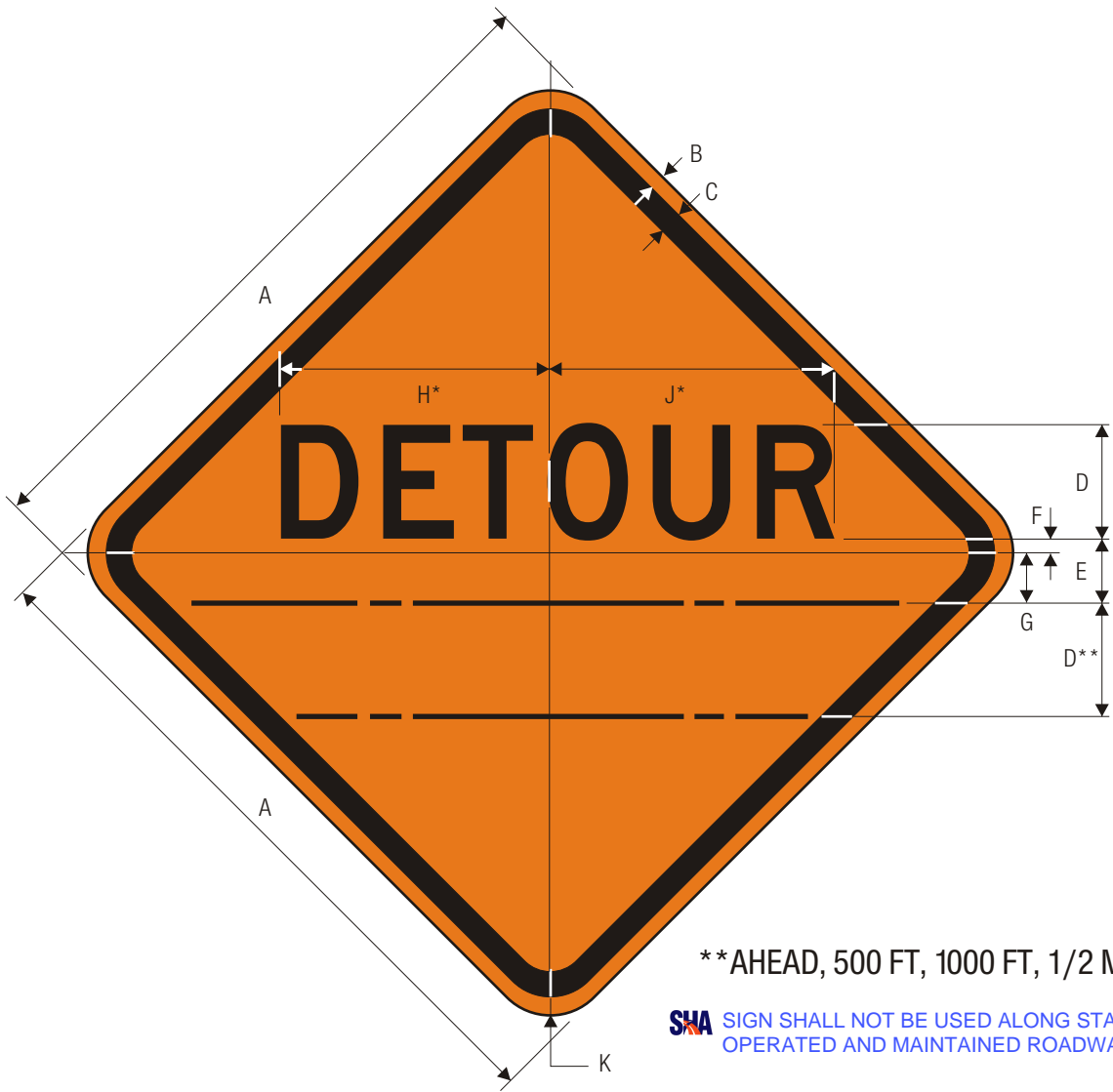
APPROVAL • SHA REVISIONS	APPROVAL • FEDERAL HIGHWAY ADMINISTRATION
APPROVAL 03/02/2009	APPROVAL
REVISED	REVISED
REVISED	REVISED
REVISED	REVISED

Maryland Department of Transportation
STATE HIGHWAY ADMINISTRATION
MARYLAND STANDARD HIGHWAY SIGNS

ROAD WORK
(RESTRICTED LATERAL CLEARANCE USE)

SIGN NUMBER

W20-1(2)



**AHEAD, 500 FT, 1000 FT, 1/2 MILE

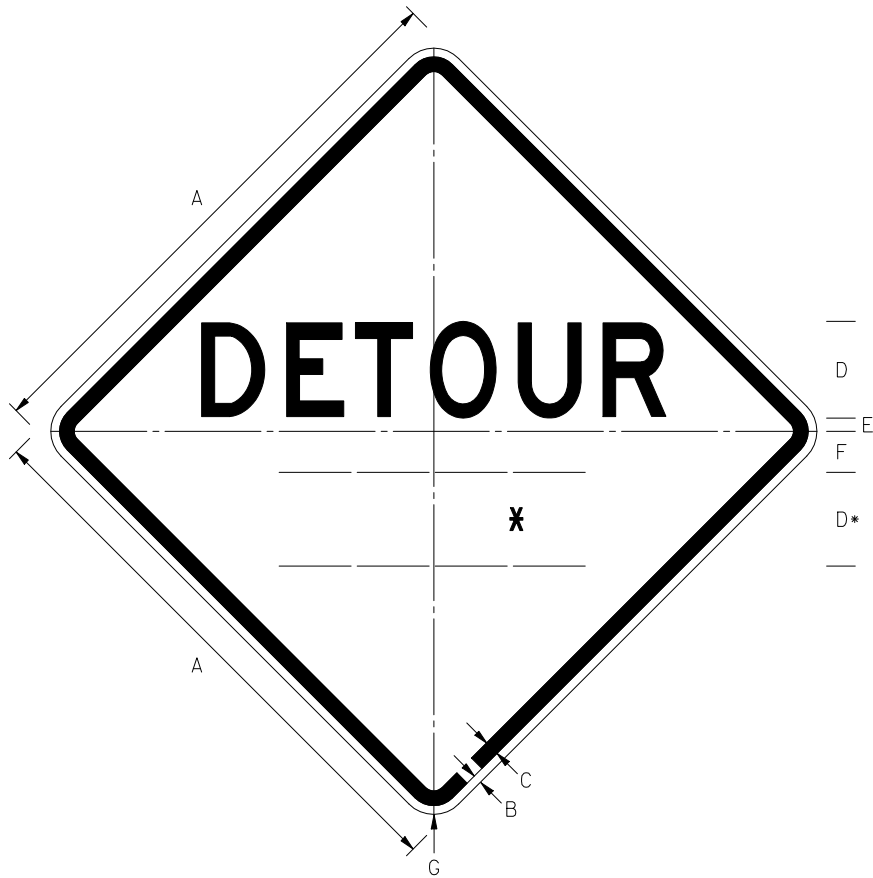
SHA SIGN SHALL NOT BE USED ALONG STATE OWNED OPERATED AND MAINTAINED ROADWAYS.

W20-2
DETOUR

*Reduce spacing 40%.

	A	B	C	D	E	F	G	H	J	K
C	36	.625	.875	6 D	3.5	.875	2.625	13.5	13.75	2.25
	48	.75	1.25	8 D	4.75	1.25	3.5	18	18.438	3

TTC SIGN COLORS:
 LEGEND — BLACK
 BACKGROUND— ORANGE (RETROREFLECTIVE)



* REFER TO DISTANCE DETAILS IN WORK AREA SECTION FOR LINE 2 MESSAGE AND DIMENSIONS

SIGN SIZE	DIMENSIONS (INCHES)						
	A	B	C	D	E	F	G
MIN	36	5/8	7/8	6D	7/8	2-5/8	2-1/4
STD	48	3/4	1-1/4	8D	1-1/4	3-1/2	3

REFERENCES

MdMUTCD SECTION - 6F.18

COLORS

FOR USE AS CONSTRUCTION SIGNS

LEGEND - BLACK
BACKGROUND - FLUORESCENT ORANGE

FOR USE AS FITM SIGNS

LEGEND - BLACK
BACKGROUND - FLUORESCENT YELLOW-GREEN

APPROVED Tom Hicks (signature on file)
DIRECTOR - OFFICE OF TRAFFIC AND SAFETY

Maryland Department of Transportation
STATE HIGHWAY ADMINISTRATION
MARYLAND STANDARD HIGHWAY SIGNS

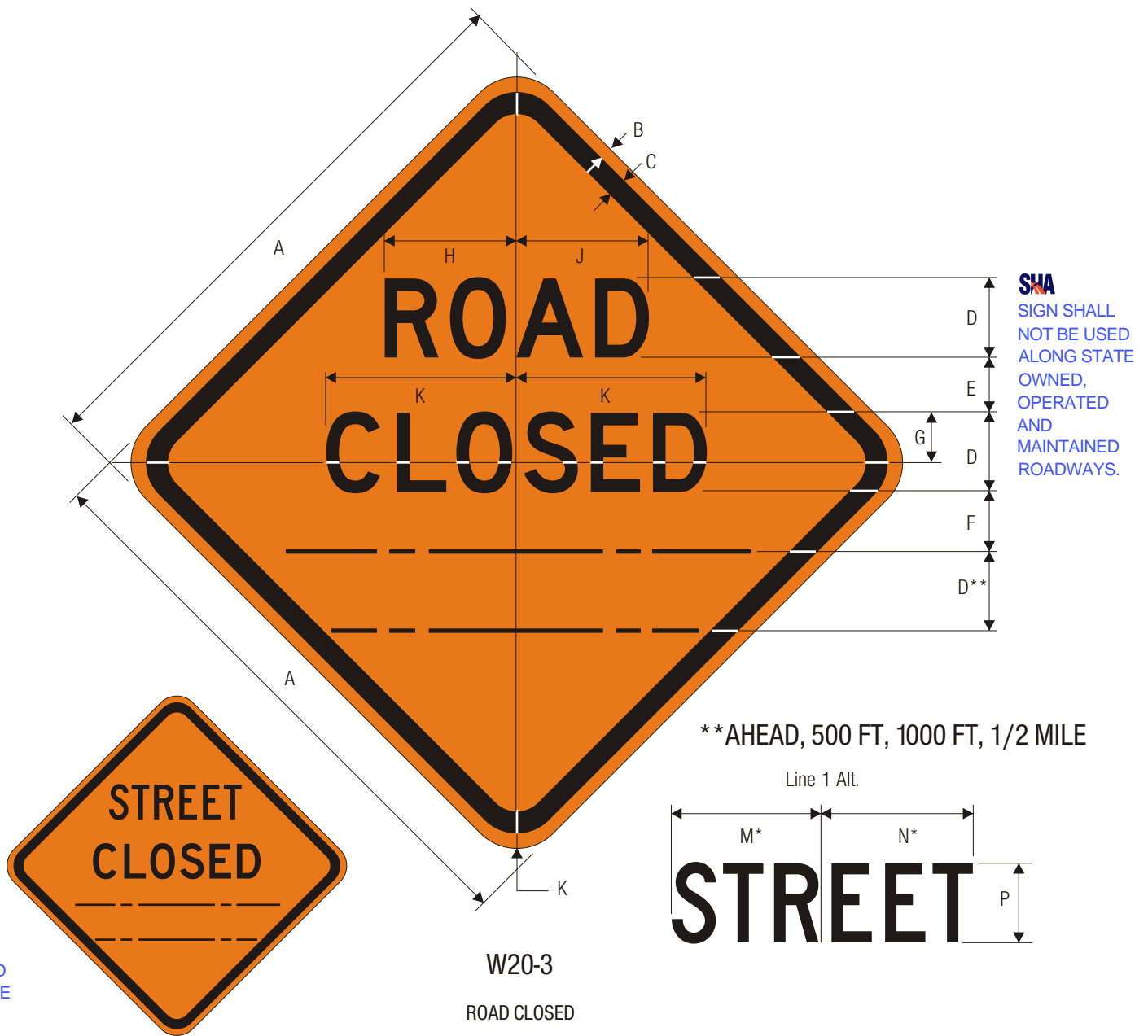


APPROVAL • SHA REVISIONS	APPROVAL • FEDERAL HIGHWAY ADMINISTRATION
APPROVAL 03/02/2009	APPROVAL
REVISED	REVISED
REVISED	REVISED
REVISED	REVISED

DETOUR _____

SIGN NUMBER

W20-2(1)



SHA
SIGN SHALL NOT BE USED ALONG STATE OWNED, OPERATED AND MAINTAINED ROADWAYS.

SHA
SIGN SHALL NOT BE USED ALONG STATE OWNED, OPERATED AND MAINTAINED ROADWAYS.

**AHEAD, 500 FT, 1000 FT, 1/2 MILE

Line 1 Alt.



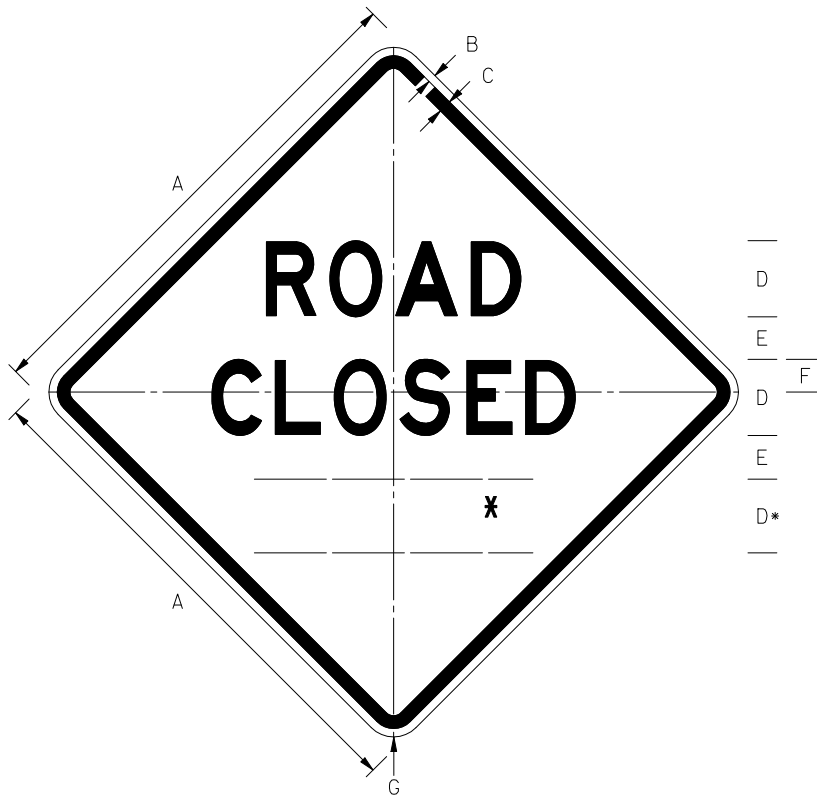
*Reduce spacing 30%.

C

A	B	C	D	E	F	G	H	J	K	L	M
36	.625	.875	5 D	3.5	3.75	3.25	8.375	8.875	12.313	2.25	10
48	.75	1.25	7 D	4.75	5.25	4.5	11.688	12.438	17.25	3	14

N	P
9.625	5 C
13.5	7 C

TTC SIGN COLORS:
LEGEND — BLACK
BACKGROUND— ORANGE (RETROREFLECTIVE)



* REFER TO DISTANCE DETAILS IN WORK AREA SECTION FOR LINE 3 MESSAGE AND DIMENSIONS

SIGN SIZE	DIMENSIONS (INCHES)						
	A	B	C	D	E	F	G
MIN	36	5/8	7/8	5D	3	3	2-1/4
STD	48	3/4	1-1/4	7D	4-1/4	3	3

REFERENCES

MdMUTCD SECTION - 6F.19

COLORS

FOR USE AS CONSTRUCTION SIGNS

LEGEND - BLACK
BACKGROUND - FLUORESCENT ORANGE

FOR USE AS FITM SIGNS

LEGEND - BLACK
BACKGROUND - FLUORESCENT YELLOW-GREEN

APPROVED Tom Hicks (signature on file)
DIRECTOR - OFFICE OF TRAFFIC AND SAFETY

Maryland Department of Transportation
STATE HIGHWAY ADMINISTRATION
MARYLAND STANDARD HIGHWAY SIGNS

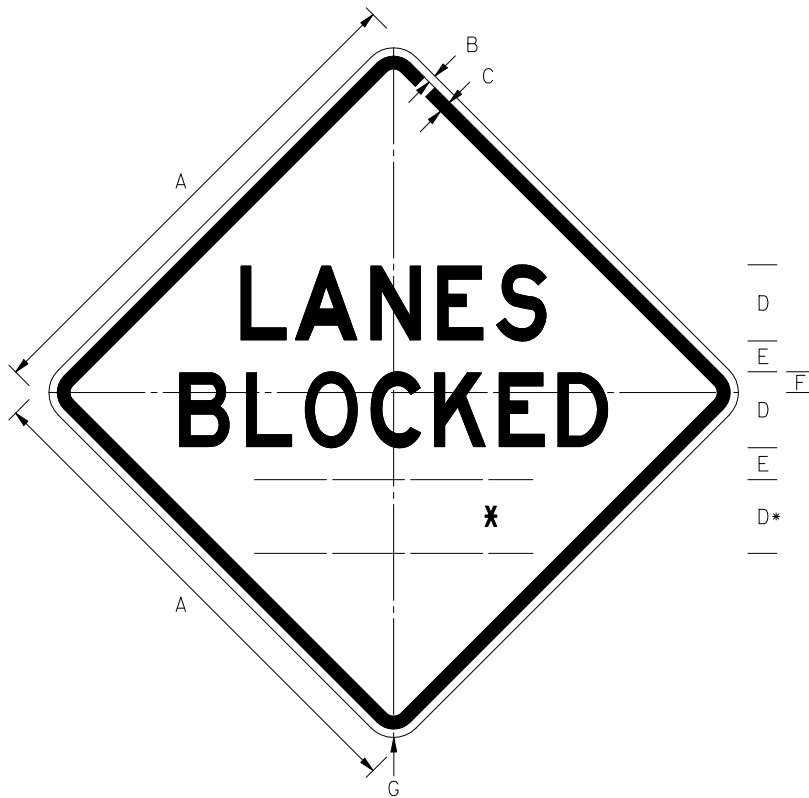


APPROVAL • SHA REVISIONS	APPROVAL • FEDERAL HIGHWAY ADMINISTRATION
APPROVAL 03/02/2009	APPROVAL
REVISED	REVISED
REVISED	REVISED
REVISED	REVISED

ROAD CLOSED _____

SIGN NUMBER

W20-3(1)



* REFER TO DISTANCE DETAILS IN WORK AREA SECTION FOR LINE 3 MESSAGE AND DIMENSIONS

SIGN SIZE	DIMENSIONS (INCHES)						
	A	B	C	D	E	F	G
STD	48	3/4	1-1/4	70	3-1/8	1-7/8	3

REFERENCES

MdMUTCD SECTION - 6F.19

COLORS

LEGEND - BLACK

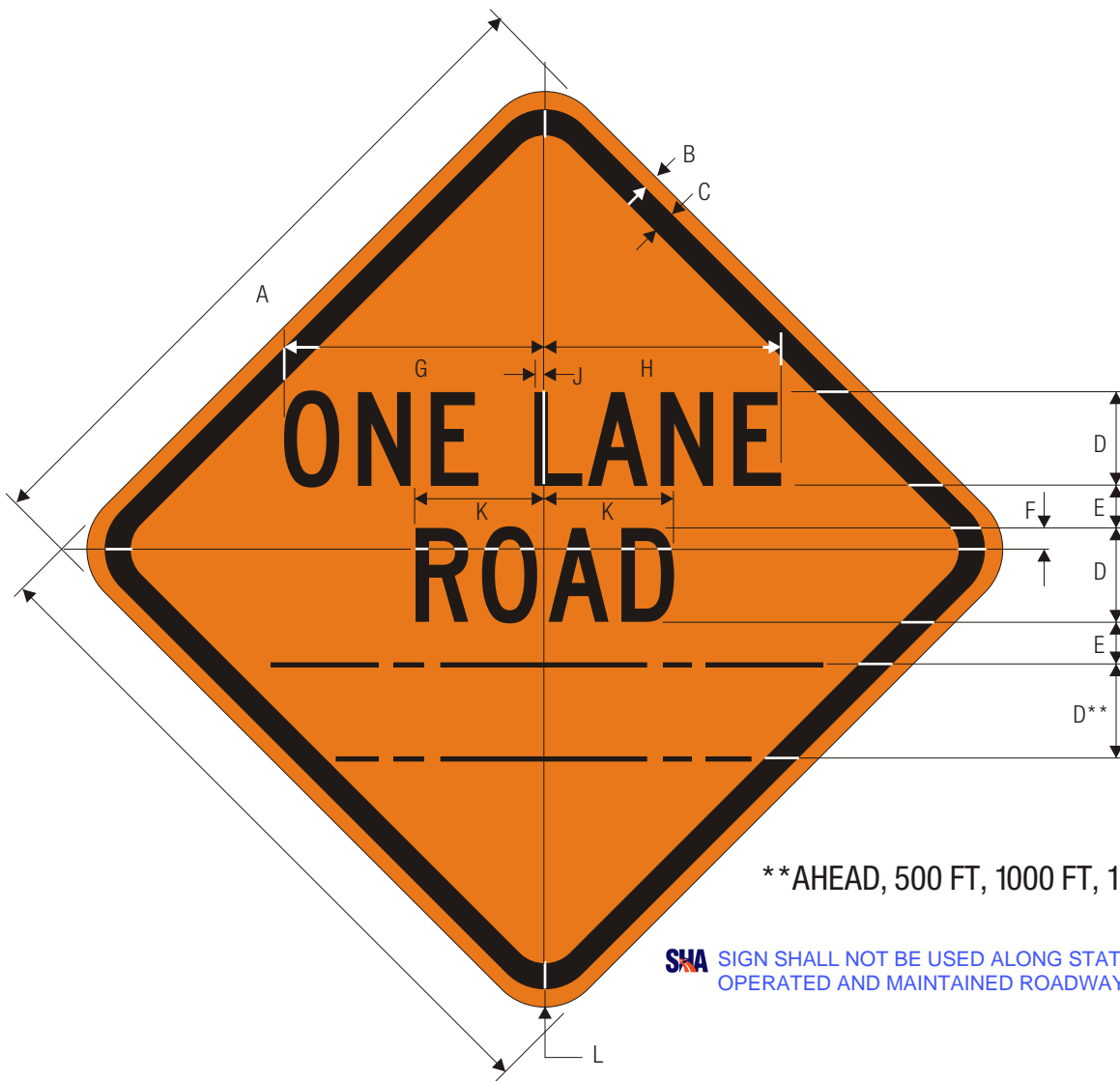
BACKGROUND - FLUORESCENT ORANGE

APPROVED Tom Hicks (signature on file)
DIRECTOR - OFFICE OF TRAFFIC AND SAFETY

	APPROVAL • SHA REVISIONS	APPROVAL • FEDERAL HIGHWAY ADMINISTRATION
	APPROVAL 03/02/2009	APPROVAL
	REVISED	REVISED
	REVISED	REVISED

Maryland Department of Transportation
STATE HIGHWAY ADMINISTRATION
 MARYLAND STANDARD HIGHWAY SIGNS
LANES BLOCKED _____

SIGN NUMBER **W20-3(2)**



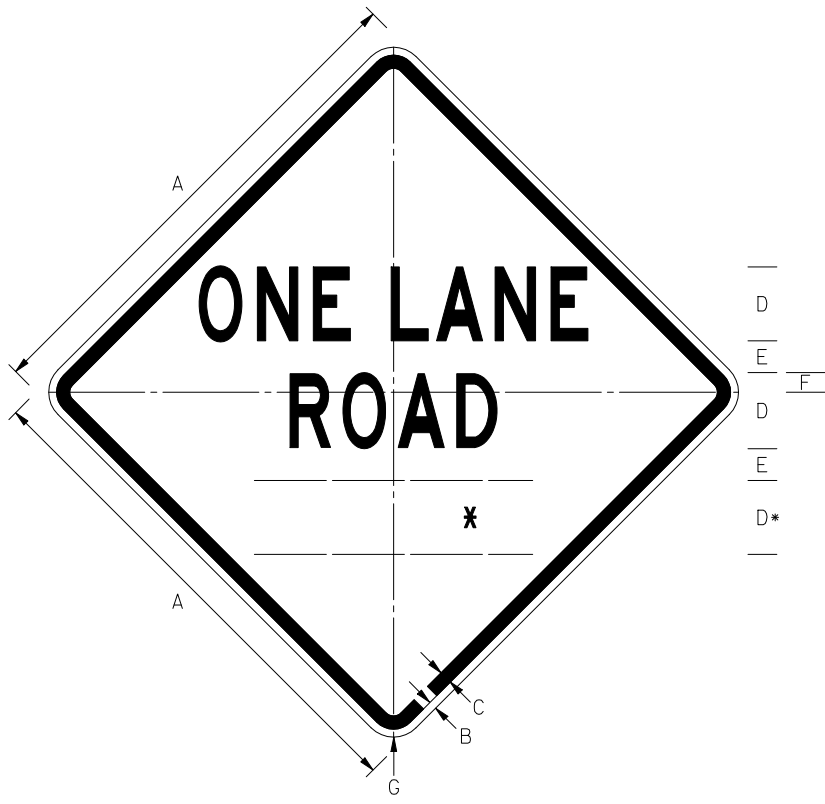
**AHEAD, 500 FT, 1000 FT, 1/2 MILE

SHA SIGN SHALL NOT BE USED ALONG STATE OWNED, OPERATED AND MAINTAINED ROADWAYS.

W20-4
ONE LANE ROAD

	A	B	C	D	E	F	G	H	J	K	L
C	36	.625	.875	5 C	2.25	1.25	12.125	12.625	.375	7	2.25
	48	.75	1.25	7 C	3.125	1.75	18.5	17.75	.5	9.688	3

TTC SIGN COLORS:
 LEGEND — BLACK
 BACKGROUND— ORANGE (RETROREFLECTIVE)



* REFER TO DISTANCE DETAILS IN WORK AREA SECTION FOR LINE 3 MESSAGE AND DIMENSIONS

SIGN SIZE	DIMENSIONS (INCHES)						
	A	B	C	D	E	F	G
MIN	36	5/8	7/8	5C	2-1/4	1-1/4	2-1/4
STD	48	3/4	1-1/4	7C	3-1/8	1-3/4	3

REFERENCES

MdMUTCD SECTION - 6F.20

COLORS

LEGEND - BLACK
BACKGROUND - FLUORESCENT ORANGE

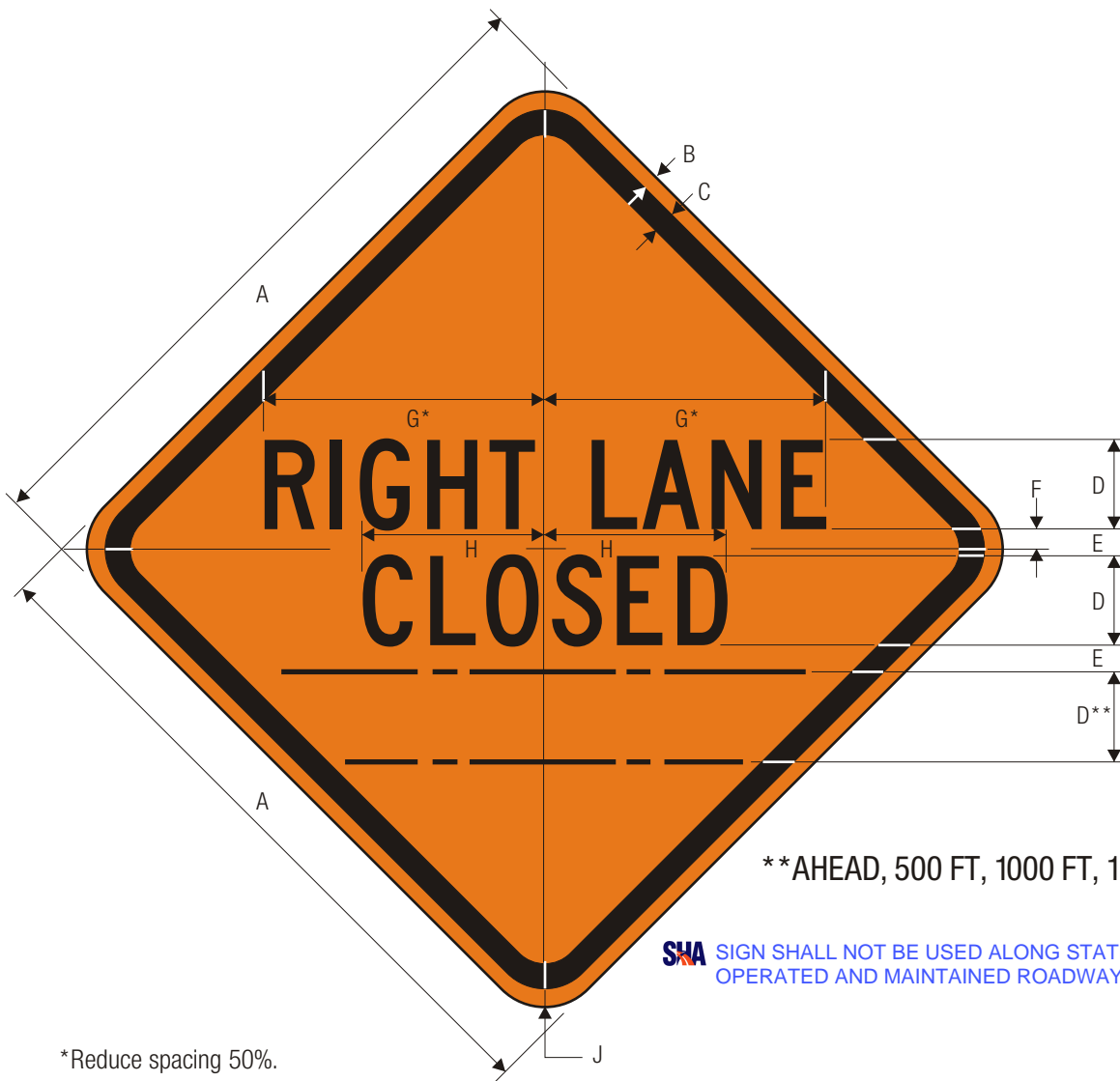
APPROVED Tom Hicks (signature on file)
DIRECTOR - OFFICE OF TRAFFIC AND SAFETY

	APPROVAL • SHA REVISIONS	APPROVAL • FEDERAL HIGHWAY ADMINISTRATION
	APPROVAL 03/02/2009	APPROVAL
	REVISED	REVISED
	REVISED	REVISED

Maryland Department of Transportation
STATE HIGHWAY ADMINISTRATION
MARYLAND STANDARD HIGHWAY SIGNS

ONE LANE ROAD _____

SIGN NUMBER **W20-4(1)**



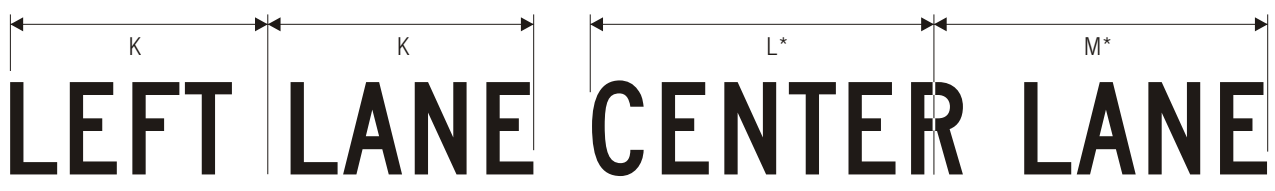
**AHEAD, 500 FT, 1000 FT, 1/2 MILE

SHA SIGN SHALL NOT BE USED ALONG STATE OWNED, OPERATED AND MAINTAINED ROADWAYS.

*Reduce spacing 50%.

W20-5

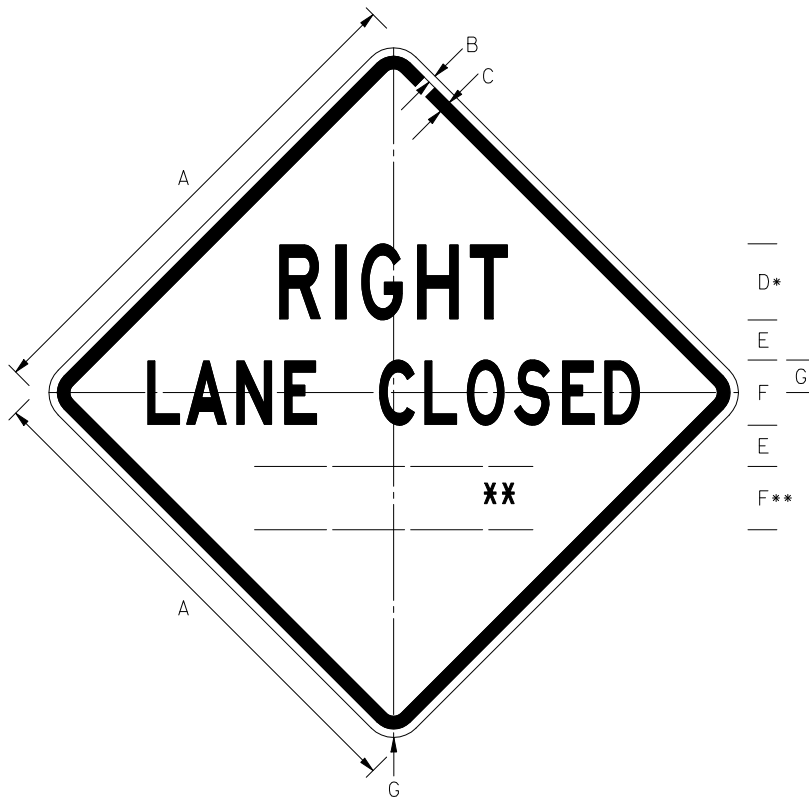
RIGHT (CENTER) (LEFT) LANE CLOSED



C

A	B	C	D	E	F	G	H	J	K	L	M
36	.625	.875	5 C	2.75	.375	15.75	10.25	2.25	14.5	16.25	15.75
48	.75	1.25	6 C	3.375	.5	19	12.313	3	17.438	20.375	19.375

TTC SIGN COLORS:
 LEGEND — BLACK
 BACKGROUND— ORANGE (RETROREFLECTIVE)



* REFER TO W20-5(2) FOR LINE 1 ALTERNATE MESSAGES
 ** REFER TO DISTANCE DETAILS IN WORK AREA SECTION FOR LINE 3 MESSAGE AND DIMENSIONS

SIGN SIZE	DIMENSIONS (INCHES)						
	A	B	C	D	E	F	G
MIN	36	5/8	7/8	6C	3	5C	2-1/4
STD	48	3/4	1-1/4	7C	4	6C	3

REFERENCES

MdMUTCD SECTION - 6F.21

COLORS

FOR USE AS CONSTRUCTION SIGNS

LEGEND - BLACK
 BACKGROUND - FLUORESCENT ORANGE

FOR USE AS FITM SIGNS

LEGEND - BLACK
 BACKGROUND - FLUORESCENT YELLOW-GREEN

APPROVED Tom Hicks (signature on file)
 DIRECTOR - OFFICE OF TRAFFIC AND SAFETY

Maryland Department of Transportation
STATE HIGHWAY ADMINISTRATION
 MARYLAND STANDARD HIGHWAY SIGNS

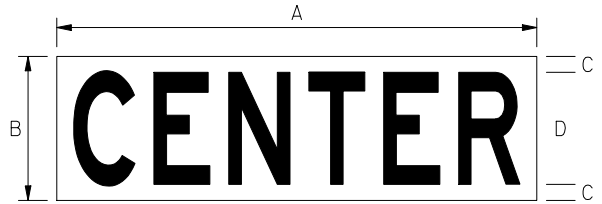
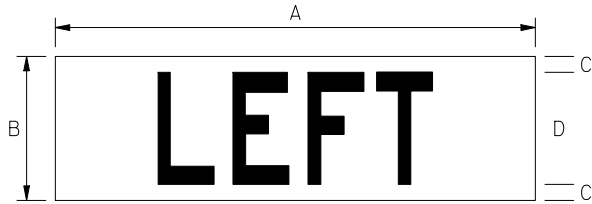


APPROVAL • SHA REVISIONS	APPROVAL • FEDERAL HIGHWAY ADMINISTRATION
APPROVAL 03/02/2009	APPROVAL
REVISED	REVISED
REVISED	REVISED
REVISED	REVISED

RIGHT LANE CLOSED _____

SIGN NUMBER

W20-5(1)



NOTES:

1. THESE PANELS ARE TO BE USED AS OVERLAYS TO THE W20-5(1), W20-5(3) AND W20-5a(2) SIGNS.
2. CENTER TEXT ABOUT THE CENTERLINE OF W20-5(1), W20-5(3) AND W20-5a(2) SIGNS.

SIGN SIZE	DIMENSIONS (INCHES)				
	A	B	C	D	E
MIN	20	8	1	6C	6B
STD	30	9	1	7C	7C

REFERENCES

MdMUTCD SECTION - 6F.21, 6F.22

COLORS

LEGEND - BLACK

BACKGROUND - FLUORESCENT ORANGE

APPROVED Tom Hicks (signature on file)
DIRECTOR - OFFICE OF TRAFFIC AND SAFETY

Maryland Department of Transportation
STATE HIGHWAY ADMINISTRATION
MARYLAND STANDARD HIGHWAY SIGNS




APPROVAL • SHA REVISIONS	APPROVAL • FEDERAL HIGHWAY ADMINISTRATION
APPROVAL 03/02/2009	APPROVAL
REVISED	REVISED
REVISED	REVISED
REVISED	REVISED

LEFT AND CENTER OVERLAYS

SIGN NUMBER

W20-5(2)



NOTES:

1. SIGN SUPPLEMENTS SIGN W20-5(1).
2. THIS SIGN MAY ONLY BE USED IN CASES WHERE RESTRICTED LATERAL CLEARANCE EXISTS.

- * REFER TO W20-5(2) FOR LINE 1 ALTERNATE MESSAGES
- ** REFER TO DISTANCE DETAILS IN WORK AREA SECTION FOR LINE 4 MESSAGE AND DIMENSIONS

SIGN SIZE	DIMENSIONS (INCHES)								
	A	B	C	D	E	F	G	H	J
STD	36	48	5/8	7/8	4-3/4	7C	4-1/2	6C	2-1/4

REFERENCES

MdMUTCD SECTION - 6F.21

COLORS

FOR USE AS CONSTRUCTION SIGNS

LEGEND - BLACK
BACKGROUND - FLUORESCENT ORANGE

FOR USE AS FITM SIGNS

LEGEND - BLACK
BACKGROUND - FLUORESCENT YELLOW-GREEN

APPROVED Tom Hicks (signature on file)
DIRECTOR - OFFICE OF TRAFFIC AND SAFETY



APPROVAL • SHA REVISIONS	APPROVAL • FEDERAL HIGHWAY ADMINISTRATION
APPROVAL 03/02/2009	APPROVAL
REVISED	REVISED
REVISED	REVISED
REVISED	REVISED

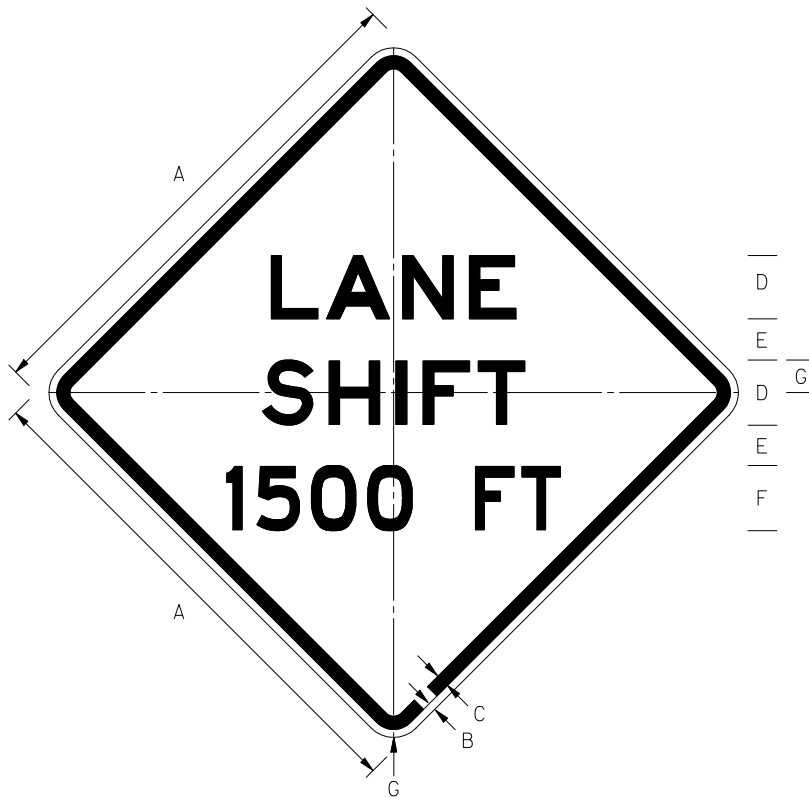
**Maryland Department of Transportation
STATE HIGHWAY ADMINISTRATION**

MARYLAND STANDARD HIGHWAY SIGNS

**RIGHT LANE CLOSED
(RESTRICTED LATERAL CLEARANCE USE)**

SIGN NUMBER

W20-5(3)



SIGN SIZE	DIMENSIONS (INCHES)						
	A	B	C	D	E	F	G
STD	48	3/4	1-1/4	6E	4	6D	3

REFERENCES

MdMUTCD SECTION - 6F.46

COLORS

LEGEND - BLACK

BACKGROUND - FLUORESCENT ORANGE

APPROVED Tom Hicks (signature on file)
DIRECTOR - OFFICE OF TRAFFIC AND SAFETY

Maryland Department of Transportation
STATE HIGHWAY ADMINISTRATION
MARYLAND STANDARD HIGHWAY SIGNS

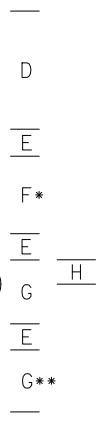
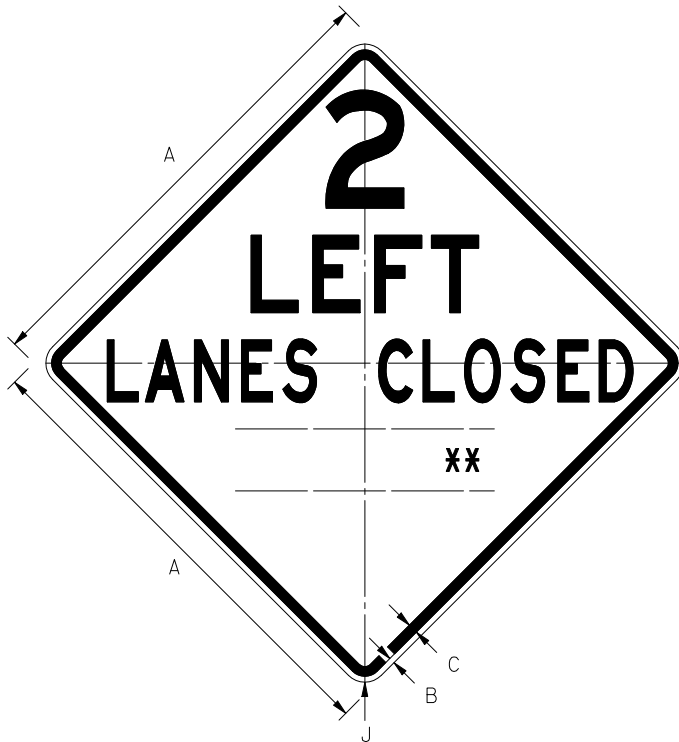


APPROVAL • SHA REVISIONS	APPROVAL • FEDERAL HIGHWAY ADMINISTRATION
APPROVAL 03/02/2009	APPROVAL
REVISED	REVISED
REVISED	REVISED
REVISED	REVISED

LANE SHIFT 1500 FT

SIGN NUMBER

W20-5(4)



* **RIGHT**

* ALTERNATE MESSAGE FOR LINE 2
 ** REFER TO DISTANCE DETAILS IN WORK AREA SECTION FOR LINE 4 MESSAGE AND DIMENSIONS

SIGN SIZE	DIMENSIONS (INCHES)								
	A	B	C	D	E	F	G	H	J
MIN	48	3/4	1-1/4	12D	2-1/2	8D	6C	2	3
STD	60	3/4	1-1/4	15D	3-1/2	10D	8C	3	3

REFERENCES

MdMUTCD SECTION - 6F.21

COLORS

FOR USE AS CONSTRUCTION SIGNS

LEGEND - BLACK
 BACKGROUND - FLUORESCENT ORANGE

FOR USE AS FITM SIGNS

LEGEND - BLACK
 BACKGROUND - FLUORESCENT YELLOW-GREEN

APPROVED Tom Hicks (signature on file)
 DIRECTOR - OFFICE OF TRAFFIC AND SAFETY

Maryland Department of Transportation
STATE HIGHWAY ADMINISTRATION
 MARYLAND STANDARD HIGHWAY SIGNS

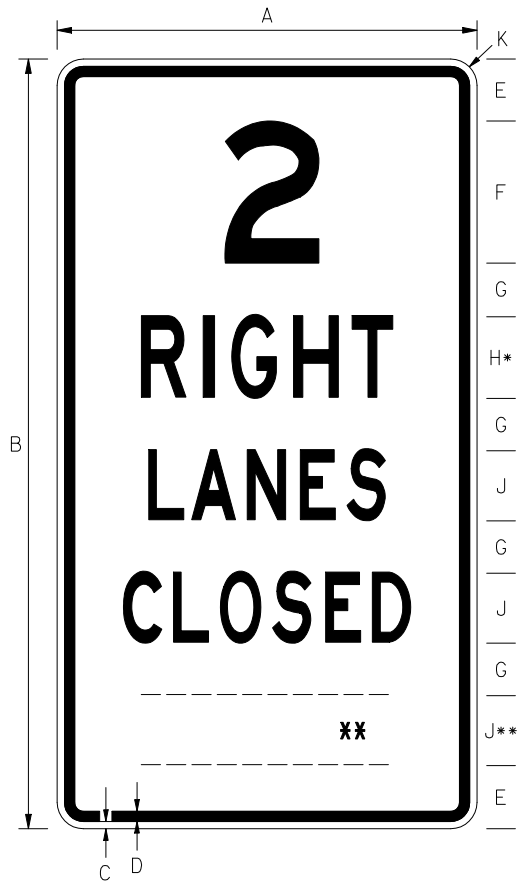


APPROVAL • SHA REVISIONS	APPROVAL • FEDERAL HIGHWAY ADMINISTRATION
APPROVAL 03/02/2009	APPROVAL
REVISED	REVISED
REVISED	REVISED
REVISED	REVISED

2 RIGHT /LEFT LANES CLOSED

SIGN NUMBER

W20-5a(1)



NOTES:

1. SIGN SUPPLEMENTS SIGN W20-5a(1).
2. THIS SIGN MAY ONLY BE USED IN CASES WHERE RESTRICTED LATERAL CLEARANCE EXISTS.

- * REFER TO W20-5(2) FOR LINE 1 ALTERNATE MESSAGES
- ** REFER TO DISTANCE DETAILS IN WORK AREA SECTION FOR LINE 5 MESSAGE AND DIMENSIONS

SIGN SIZE	DIMENSIONS (INCHES)									
	A	B	C	D	E	F	G	H	J	K
STD	36	66	5/8	7/8	5-1/2	12D	4-1/2	7C	6C	2-1/4

REFERENCES

MdMUTCD SECTION - 6F.21

COLORS

FOR USE AS CONSTRUCTION SIGNS

LEGEND - BLACK
BACKGROUND - FLUORESCENT ORANGE

FOR USE AS FITM SIGNS

LEGEND - BLACK
BACKGROUND - FLUORESCENT YELLOW-GREEN

APPROVED Tom Hicks (signature on file)
DIRECTOR - OFFICE OF TRAFFIC AND SAFETY



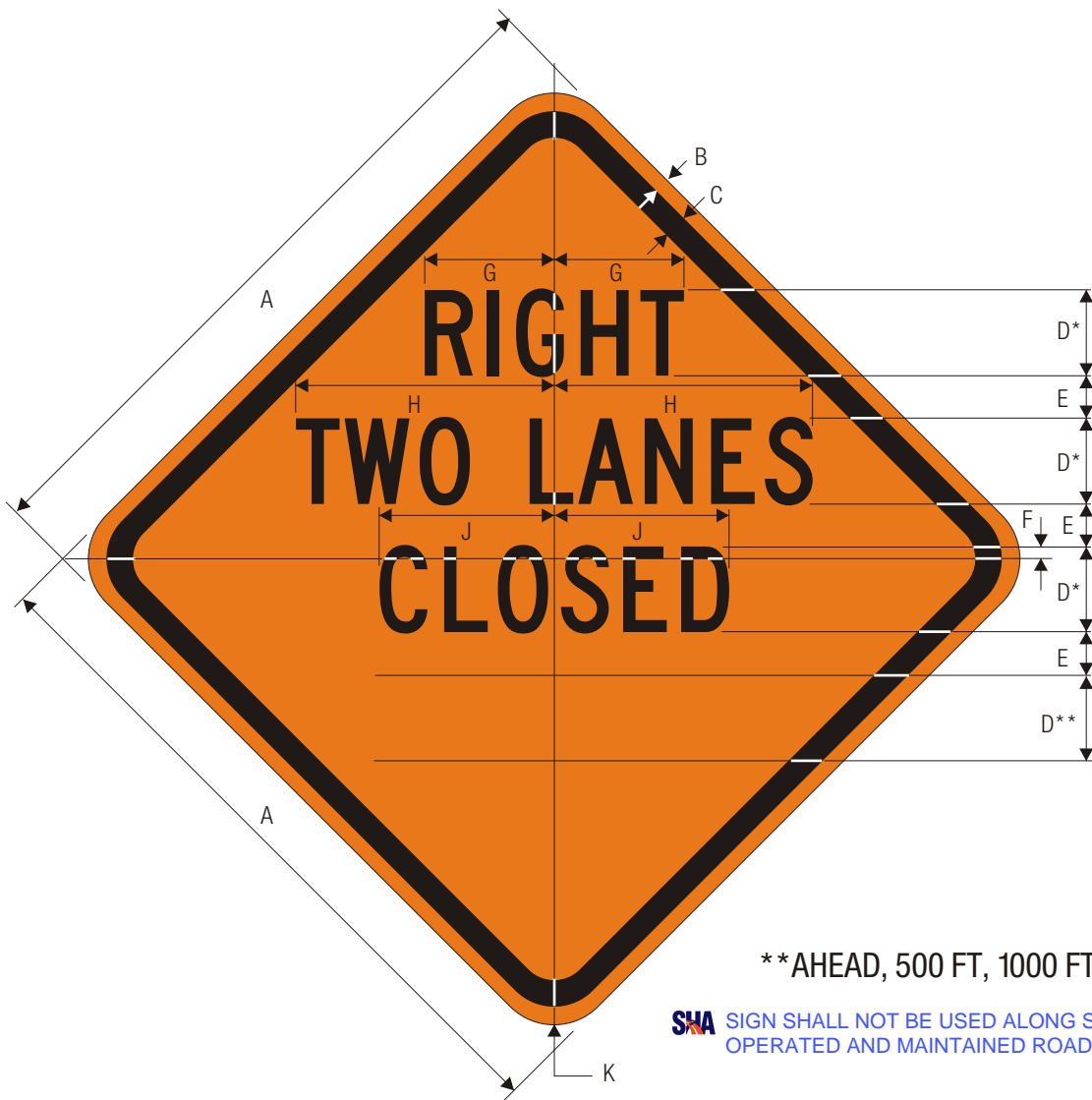
APPROVAL • SHA REVISIONS	APPROVAL • FEDERAL HIGHWAY ADMINISTRATION
APPROVAL 03/02/2009	APPROVAL
REVISED	REVISED
REVISED	REVISED
REVISED	REVISED

Maryland Department of Transportation
STATE HIGHWAY ADMINISTRATION
MARYLAND STANDARD HIGHWAY SIGNS

2 RIGHT LANES CLOSED
(RESTRICTED LATERAL CLEARANCE USE)

SIGN NUMBER

W20-5a(2)



**AHEAD, 500 FT, 1000 FT, 1/2 MILE

SHA SIGN SHALL NOT BE USED ALONG STATE OWNED, OPERATED AND MAINTAINED ROADWAYS.

W20-5a

RIGHT TWO LANES CLOSED

*Series 2000 Standard Alphabets.

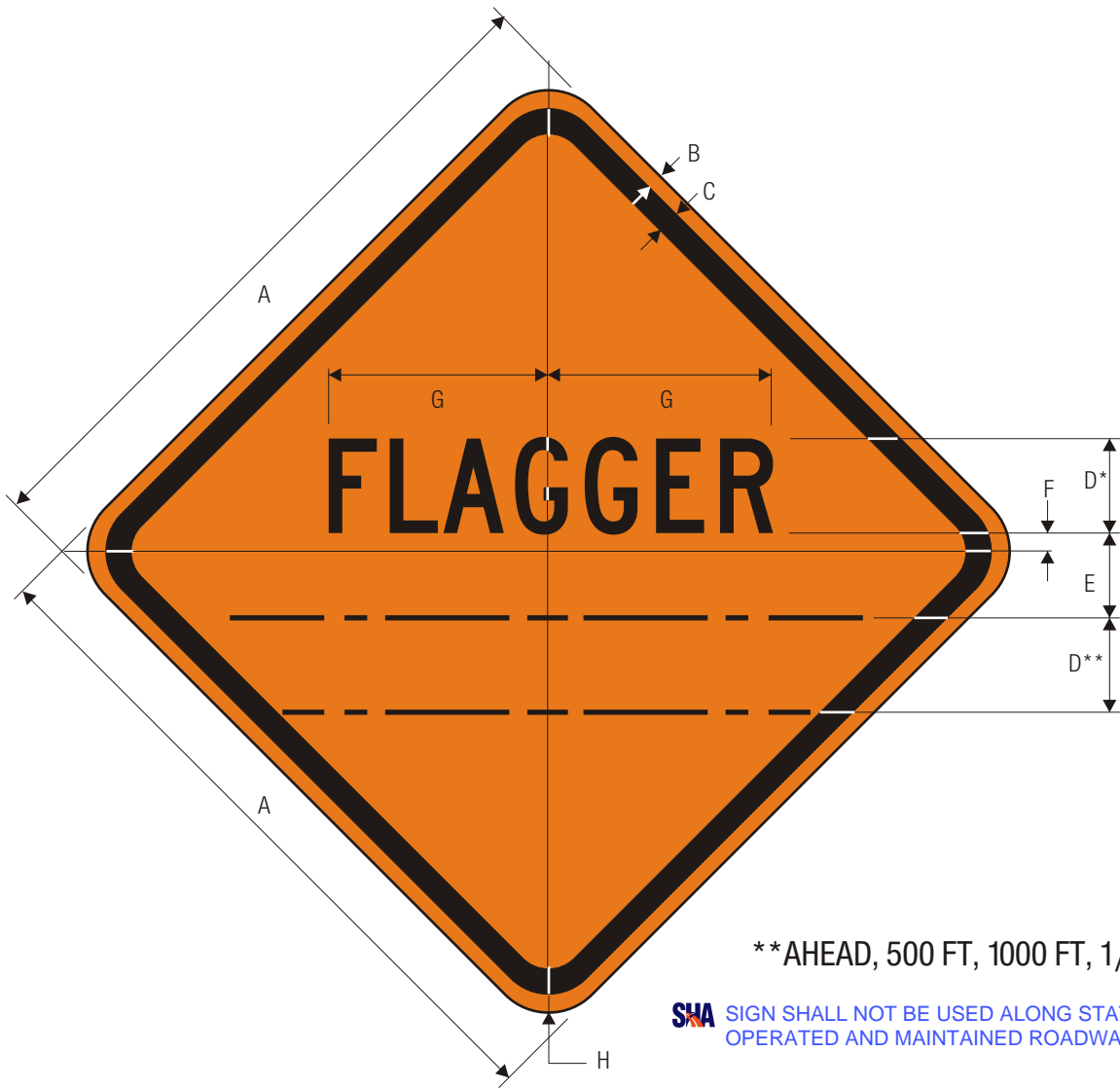
C

A	B	C	D	E	F	G	H	J	K
30	.5	.75	4 C	1.521	.560	6.064	12.069	8.166	1.875
36	.625	.875	5 C	2	.720	7.565	15.091	10.207	2.25
48	.75	1.25	6 C	3	1	9.086	18.113	12.249	3

TTC SIGN COLORS:

LEGEND — BLACK

BACKGROUND— ORANGE (RETROREFLECTIVE)



**AHEAD, 500 FT, 1000 FT, 1/2 MILE

SHA SIGN SHALL NOT BE USED ALONG STATE OWNED, OPERATED AND MAINTAINED ROADWAYS.

W20-7

FLAGGER

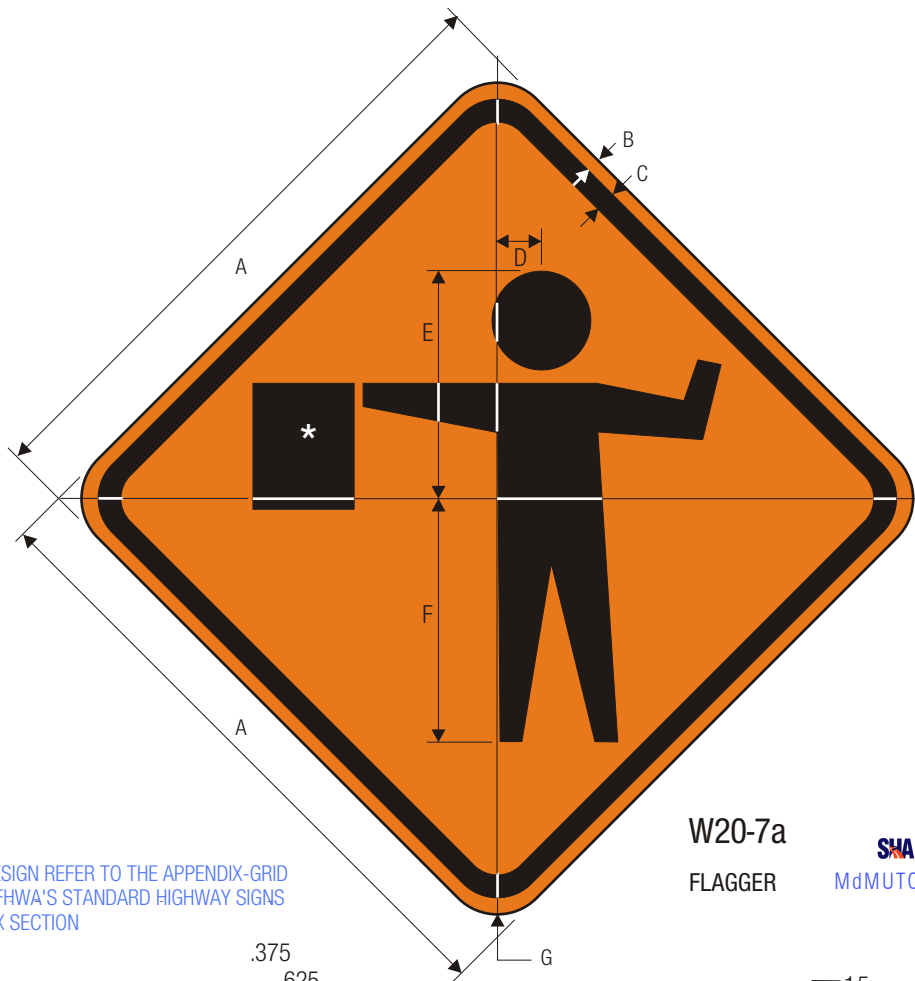
*Series 2000 Standard Alphabets.

	A	B	C	D	E	F	G	H
C	36	.625	.875	5 C	4.483	1	11.748	2.25
	48	.75	1.25	7 C	6.244	2.481	16.452	3

TTC SIGN COLORS:

LEGEND — BLACK

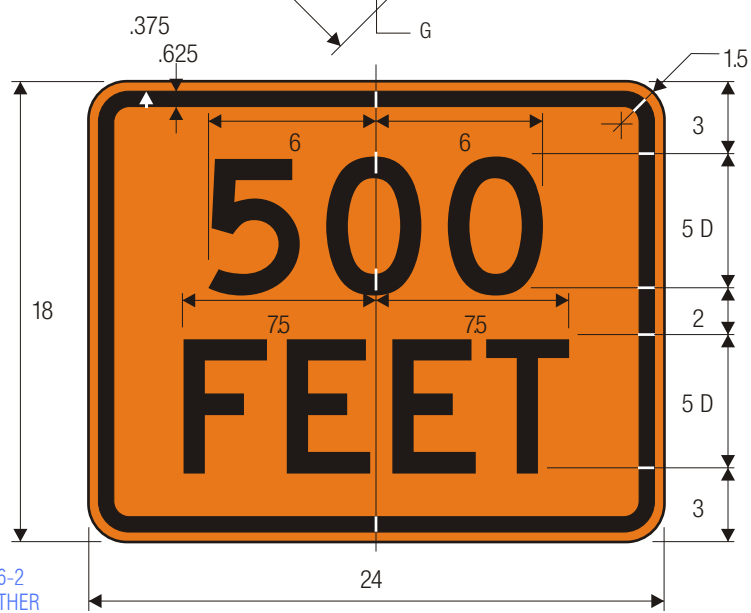
BACKGROUND— ORANGE (RETROREFLECTIVE)



W20-7a
FLAGGER

SHA REFERENCES
MdMUTCD SECTION - 6F.29

SHA *FOR SYMBOL DESIGN REFER TO THE APPENDIX-GRID SECTION FROM FHWA'S STANDARD HIGHWAY SIGNS BOOK -APPENDIX SECTION



W16-2
DISTANCE (2 LINE) (ENGLISH)

SHA REFERENCES
MdMUTCD SECTION - 6F.29

SHA FOR ALL SIZES AND DIMENSIONS OF W16-2 SIGN, FOR USE WITH W20-7a AND ALL OTHER SIGNS, REFER TO W16-2 DETAIL.

A	B	C	D	E	F	G
24	.375	.625	1.75	9	9.688	1.5
30	.5	.75	2.25	11.25	12.125	1.875
36	.625	.875	2.75	13.5	14.625	2.25
48	.75	1.25	3.75	18	19.5	3

TTC SIGN COLORS:
LEGEND — BLACK
SHA BACKGROUND—FLUORESCENT ORANGE (RETROREFLECTIVE)



W21-1

WORKERS

SHA SIGN SHALL NOT BE USED ALONG STATE OWNED, OPERATED AND MAINTAINED ROADWAYS.

*Series 2000 Standard Alphabets.

	A	B	C	D	E	F	G
	24	.375	.625	2	4 D	11.788	1.5
	30	.5	.75	2.5	5 D	14.731	1.875
C	36	.625	.875	3	6 D	17.693	2.25
	48	.75	1.25	4	8 D	23.577	3

TTC SIGN COLORS:

LEGEND — BLACK

BACKGROUND— ORANGE (RETROREFLECTIVE)



W21-1a

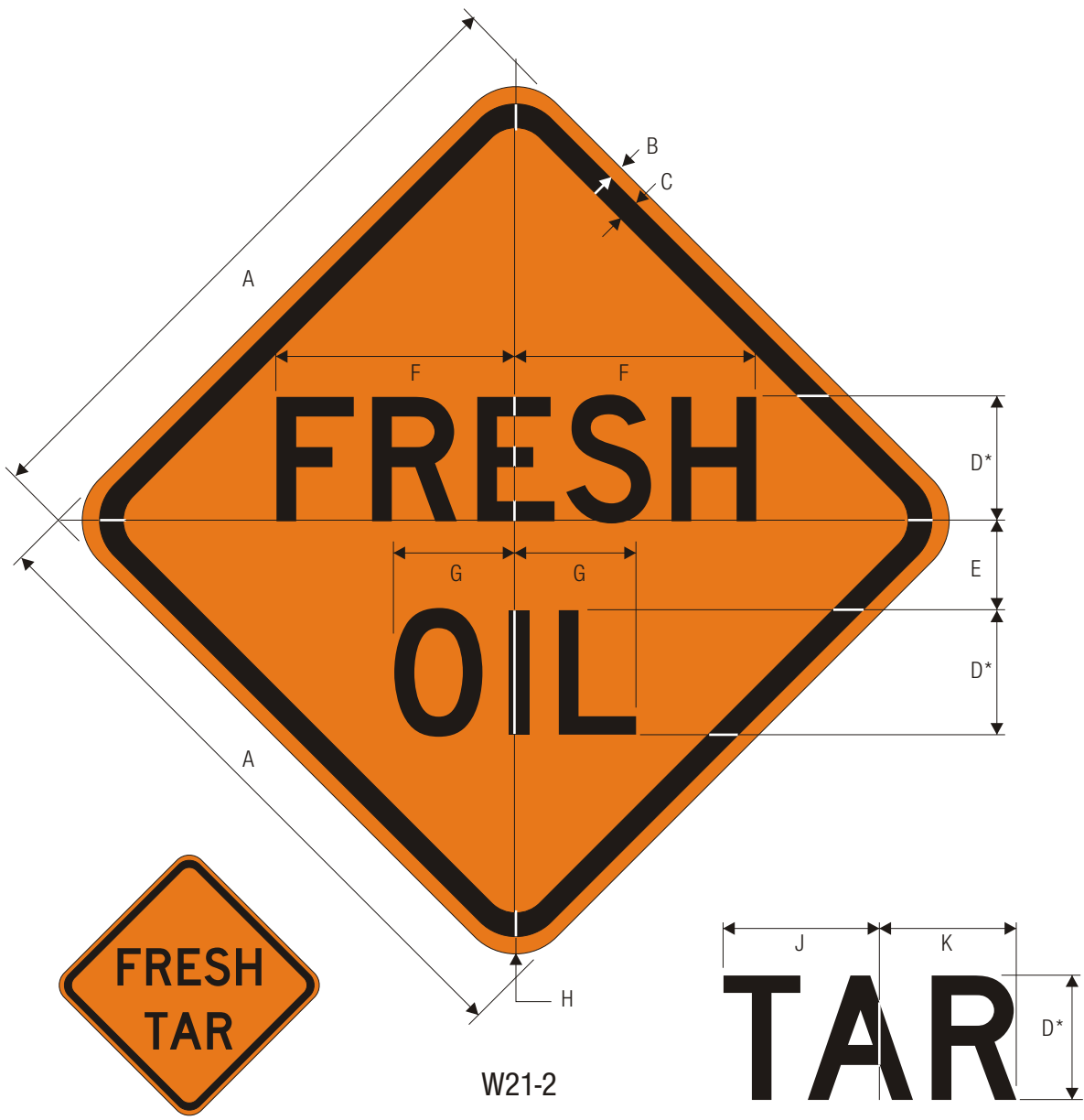
WORKERS

SHA *FOR SYMBOL DESIGN REFER TO THE APPENDIX-GRID SECTION FROM FHWA'S STANDARD HIGHWAY SIGNS BOOK -APPENDIX SECTION

	A	B	C	D	E	F	G
	30	.5	.75	1.875	14	10	1.875
C	36	.625	.875	2.25	16.875	12	2.25
	48	.75	1.25	3	22.375	16	3

SHA REFERENCES
MdMUTCD SECTION - 6F.31

TTC SIGN COLORS:
SYMBOL — BLACK
SHA BACKGROUND—FLUORESCENT ORANGE (RETROREFLECTIVE)



W21-2

FRESH OIL (TAR)

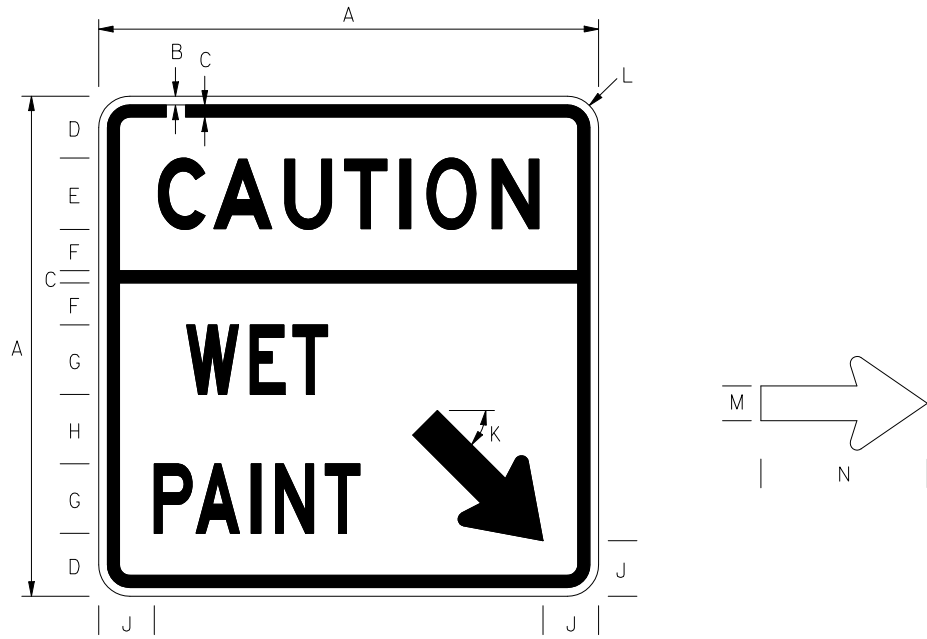
*Series 2000 Standard Alphabets.

	A	B	C	D	E	F	G	H	J	K
	24	.375	.625	5 D	3	9.647	4.863	1.5	6.204	5.564
C	30	.5	.75	6 D	4	11.568	5.824	1.875	7.285	6.845
	36	.625	.875	7 D	5	13.490	6.805	2.25	8.326	8.166
	48	.75	1.25	8 D	6	15.431	7.785	3	10.127	8.726

SHA REFERENCES
MdMUTCD SECTION - 6F.32

TTC SIGN COLORS:
LEGEND — BLACK

SHA BACKGROUND—FLUORESCENT ORANGE (RETROREFLECTIVE)



NOTE: FOR ARROWHEAD DIMENSIONS REFER TO ARROWDET-1.

SIGN SIZE	DIMENSIONS (INCHES)						
	A	B	C	D	E	F	G
STD	36	5/8	7/8	4-17/32	5D	3-1/32	5C

SIGN SIZE	DIMENSIONS (INCHES)					
	H	J	K	L	M	N
STD	5	4	45°	2-1/4	2-1/2	12

REFERENCES

MdMUTCD SECTION - 6F.46

COLORS

LEGEND

TOP - BLACK
 BOTTOM - BLACK

BACKGROUND

TOP - FLUORESCENT ORANGE
 BOTTOM - WHITE

APPROVED Tom Hicks (signature on file)
 DIRECTOR - OFFICE OF TRAFFIC AND SAFETY

Maryland Department of Transportation
STATE HIGHWAY ADMINISTRATION
 MARYLAND STANDARD HIGHWAY SIGNS

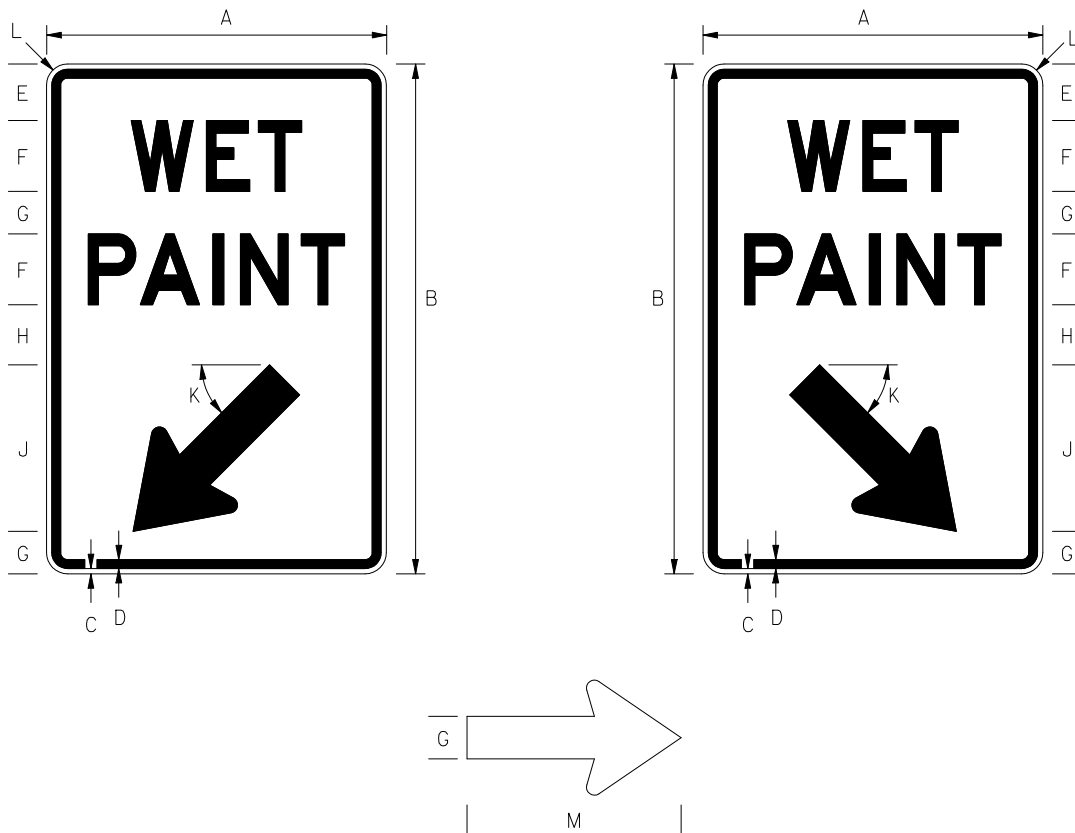
CAUTION - WET PAINT (ARROW)



APPROVAL • SHA REVISIONS	APPROVAL • FEDERAL HIGHWAY ADMINISTRATION
APPROVAL 03/02/2009	APPROVAL
REVISED	REVISED
REVISED	REVISED
REVISED	REVISED

SIGN NUMBER

W21-2(1)



NOTE: FOR ARROWHEAD DIMENSIONS REFER TO STANDARD ARROW DETAILS IN APPENDIX-ARROWS SECTION FROM FHWA STANDARD HIGHWAY SIGNS BOOK-APPENDIX SECTION.

SIGN SIZE	DIMENSIONS (INCHES)											
	A	B	C	D	E	F	G	H	J	K	L	M
STD	24	36	3/8	5/8	4	5D	3	4-1/4	11-3/4	45°	1-1/2	15-1/8

REFERENCES

MdMUTCD SECTION - 6F.46

COLORS

LEGEND - BLACK

BACKGROUND - WHITE

APPROVED Tom Hicks (signature on file)
DIRECTOR - OFFICE OF TRAFFIC AND SAFETY

Maryland Department of Transportation
STATE HIGHWAY ADMINISTRATION
MARYLAND STANDARD HIGHWAY SIGNS



APPROVAL • SHA REVISIONS	APPROVAL • FEDERAL HIGHWAY ADMINISTRATION
APPROVAL 03/02/2009	APPROVAL
REVISED	REVISED
REVISED	REVISED
REVISED	REVISED

WET PAINT (ARROW)

SIGN NUMBER

W21-2(2)(L&R)



NOTE: FOR ARROWHEAD DIMENSIONS REFER TO ARROWDET-1.

SIGN SIZE	DIMENSIONS (INCHES)						
	A	B	C	D	E	F	G
STD	60	48	3/4	1-1/4	4-1/2	5E	2-1/2

SIGN SIZE	DIMENSIONS (INCHES)						
	H	J	K	L	M	N	P
STD	3	3.63	10.12	5	6	45°	13-1/16

REFERENCES

MdMUTCD SECTION - 6F.46

COLORS

LEGEND

TOP - BLACK
 BOTTOM - BLACK

BACKGROUND

TOP - FLUORESCENT ORANGE
 BOTTOM - WHITE

APPROVED Tom Hicks (signature on file)
 DIRECTOR - OFFICE OF TRAFFIC AND SAFETY

Maryland Department of Transportation
STATE HIGHWAY ADMINISTRATION
 MARYLAND STANDARD HIGHWAY SIGNS



APPROVAL • SHA REVISIONS	APPROVAL • FEDERAL HIGHWAY ADMINISTRATION
APPROVAL 03/02/2009	APPROVAL
REVISED	REVISED
REVISED	REVISED
REVISED	REVISED

WET PAINT - DO NOT CROSS LINE (ARROW)

SIGN NUMBER

W21-2(3)



SIGN SIZE	DIMENSIONS (INCHES)								
	A	B	C	D	E	F	G	H	J
STD	72	48	1	1-1/4	5-13/16	8E	3-9/16	4	3

REFERENCES

MdMUTCD SECTION - 6F.46

COLORS

LEGEND

TOP - BLACK
 BOTTOM - BLACK

BACKGROUND

TOP - FLUORESCENT ORANGE
 BOTTOM - WHITE

APPROVED Tom Hicks (signature on file)
 DIRECTOR - OFFICE OF TRAFFIC AND SAFETY

Maryland Department of Transportation
STATE HIGHWAY ADMINISTRATION
 MARYLAND STANDARD HIGHWAY SIGNS

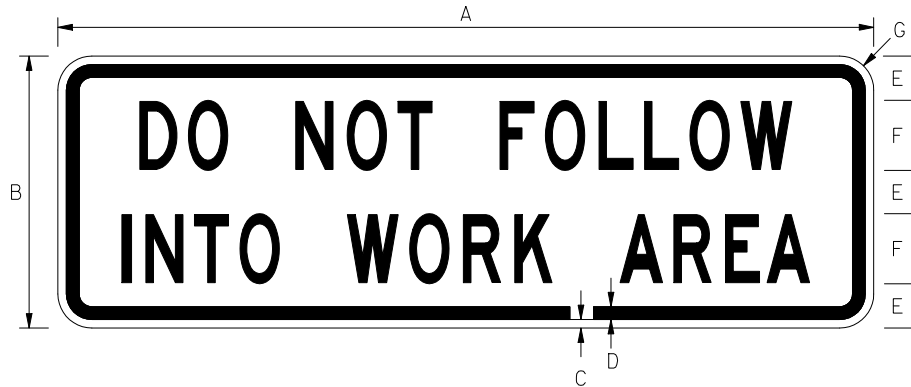


APPROVAL • SHA REVISIONS	APPROVAL • FEDERAL HIGHWAY ADMINISTRATION
APPROVAL 03/02/2009	APPROVAL
REVISED	REVISED
REVISED	REVISED
REVISED	REVISED

CAUTION - LINE PAINTING

SIGN NUMBER

W21-2(4)



SIGN SIZE	DIMENSIONS (INCHES)						
	A	B	C	D	E	F	G
STD	72	24	3/4	1-1/4	4	6C	3

REFERENCES

MdMUTCD SECTION - 6F.46

COLORS

LEGEND - BLACK

BACKGROUND - FLUORESCENT ORANGE

APPROVED Tom Hicks (signature on file)
DIRECTOR - OFFICE OF TRAFFIC AND SAFETY

Maryland Department of Transportation
STATE HIGHWAY ADMINISTRATION
MARYLAND STANDARD HIGHWAY SIGNS

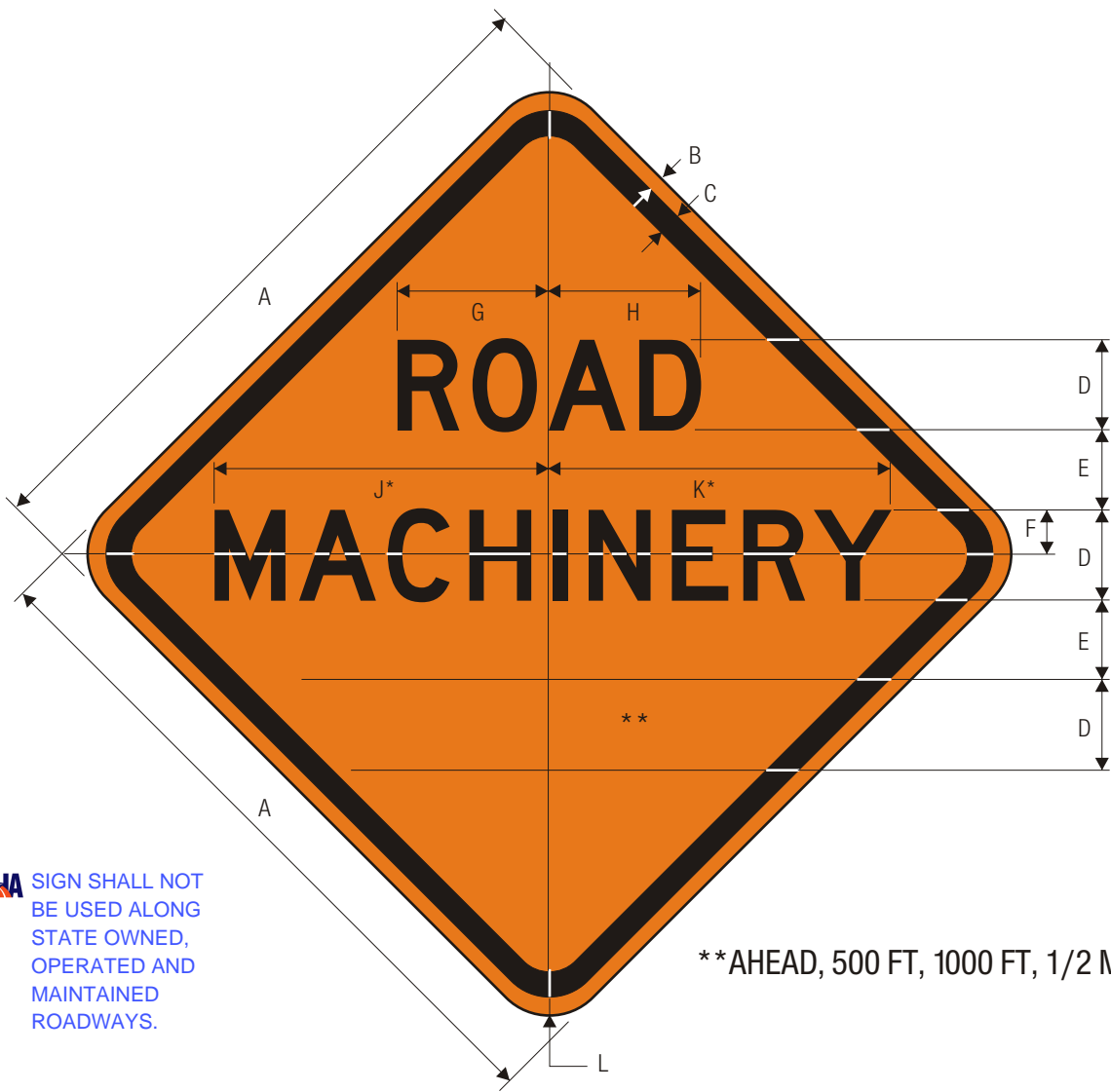


APPROVAL • SHA REVISIONS	APPROVAL • FEDERAL HIGHWAY ADMINISTRATION
APPROVAL 03/02/2009	APPROVAL
REVISED	REVISED
REVISED	REVISED
REVISED	REVISED

DO NOT FOLLOW INTO WORK AREA

SIGN NUMBER

W21-2(5)



SHA SIGN SHALL NOT BE USED ALONG STATE OWNED, OPERATED AND MAINTAINED ROADWAYS.

**AHEAD, 500 FT, 1000 FT, 1/2 MILE

W21-3

ROAD MACHINERY

Use Series 2000 Alphabets for 24" size.

*Reduce spacing 40%.

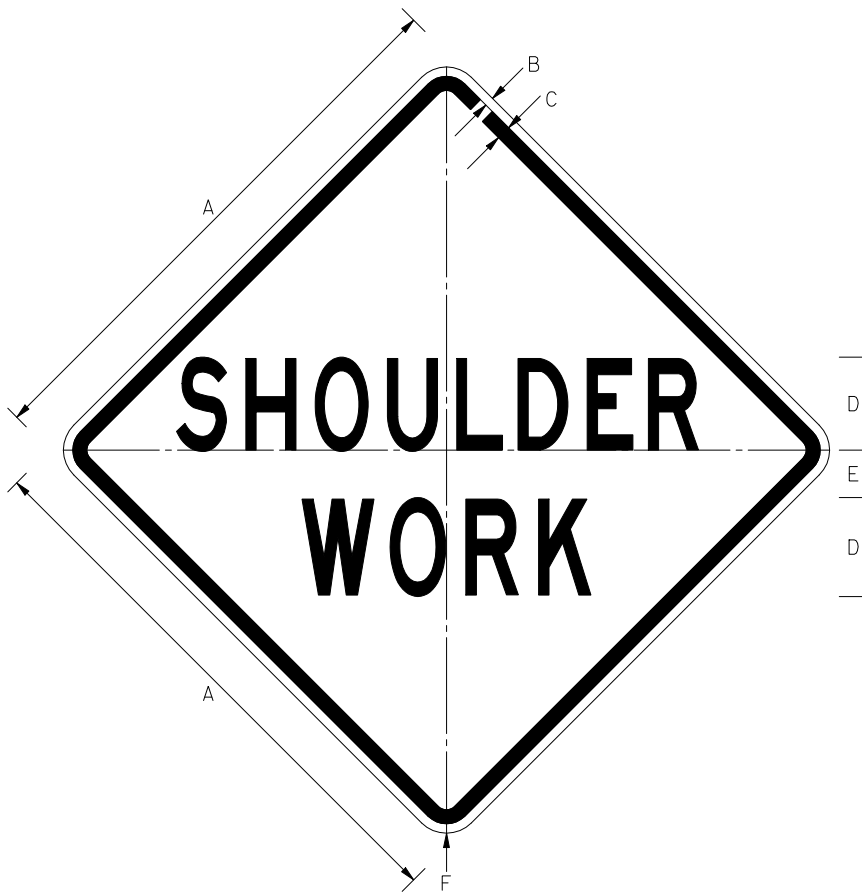
C

A	B	C	D	E	F	G	H	J	K	L
24	.375	.625	3 D	2.5	1.5	5	5	10.875	11.463	1.5
30	.5	.75	4 D	3.5	2	6.75	7	13.5	14	1.875
36	.625	.875	5 D	4	2.5	8.375	8.875	16.813	17.563	2.25
48	.75	1.25	7 D	5	3.5	11.688	12.438	23.625	24.625	3

TTC SIGN COLORS:

LEGEND — BLACK

BACKGROUND— ORANGE (RETROREFLECTIVE)



SIGN SIZE	DIMENSIONS (INCHES)					
	A	B	C	D	E	F
SPECIAL I	24	3/8	5/8	4C	2-1/2	1-1/2
SPECIAL II	30	1/2	3/4	5C	3	1-7/8
MIN	36	5/8	7/8	6C	3-1/2	2-1/4
STD	48	3/4	1-1/4	8C	5	3

REFERENCES

MdMUTCD SECTION - 6F.35

COLORS

LEGEND - BLACK
BACKGROUND - FLUORESCENT ORANGE

APPROVED Tom Hicks (signature on file)
DIRECTOR - OFFICE OF TRAFFIC AND SAFETY

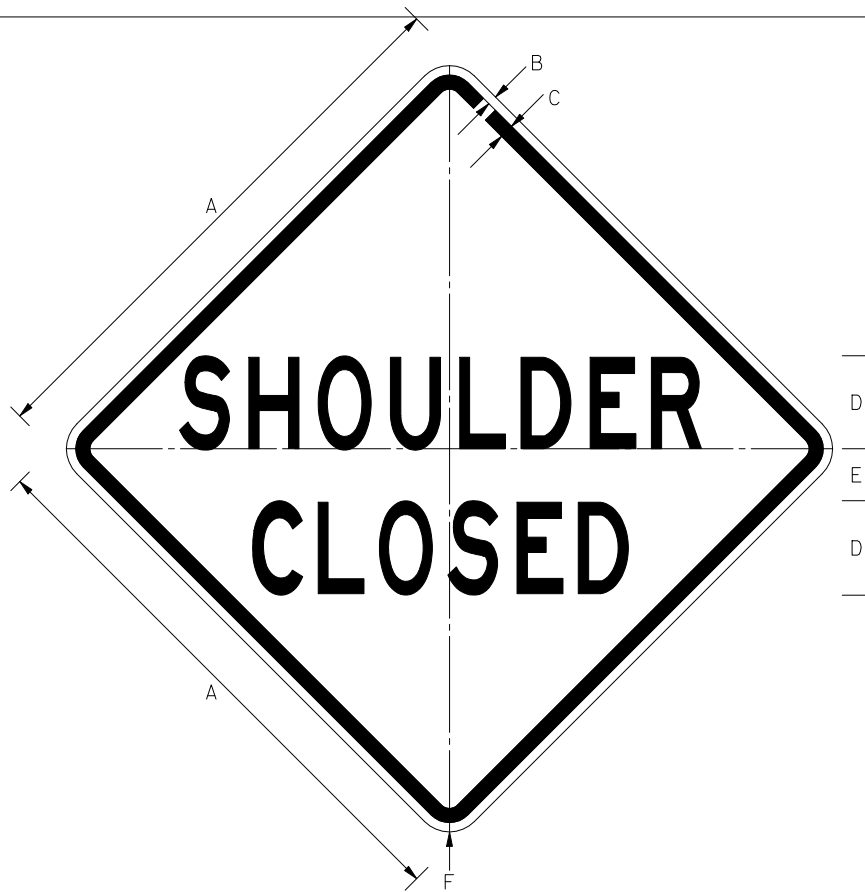
Maryland Department of Transportation
STATE HIGHWAY ADMINISTRATION
MARYLAND STANDARD HIGHWAY SIGNS



APPROVAL • SHA REVISIONS	APPROVAL • FEDERAL HIGHWAY ADMINISTRATION
APPROVAL 03/02/2009	APPROVAL
REVISED	REVISED
REVISED	REVISED
REVISED	REVISED

SHOULDER WORK

SIGN NUMBER **W21-5(1)**



SIGN SIZE	DIMENSIONS (INCHES)					
	A	B	C	D	E	F
SPECIAL I	24	3/8	5/8	4C	2-1/2	1-1/2
SPECIAL II	30	1/2	3/4	5C	3	1-7/8
MIN	36	5/8	7/8	6C	3-1/2	2-1/4
STD	48	3/4	1-1/4	8C	5	3

REFERENCES

MdMUTCD SECTION - 6F.35

COLORS

LEGEND - BLACK

BACKGROUND - FLUORESCENT ORANGE

APPROVED Tom Hicks (signature on file)
DIRECTOR - OFFICE OF TRAFFIC AND SAFETY

Maryland Department of Transportation
STATE HIGHWAY ADMINISTRATION
MARYLAND STANDARD HIGHWAY SIGNS




APPROVAL • SHA REVISIONS	APPROVAL • FEDERAL HIGHWAY ADMINISTRATION
APPROVAL 03/02/2009	APPROVAL
REVISED	REVISED
REVISED	REVISED
REVISED	REVISED

SHOULDER CLOSED

SIGN NUMBER

W21-5(2)



SIGN SIZE	DIMENSIONS (INCHES)					
	A	B	C	D	E	F
MIN	36	5/8	7/8	6C	3	2-1/4
STD	48	3/4	1-1/4	8C	4	3

REFERENCES

MdMUTCD SECTION - 6F.35, 6F.42

COLORS

LEGEND - BLACK
BACKGROUND - FLUORESCENT ORANGE

APPROVED Tom Hicks (signature on file)
DIRECTOR - OFFICE OF TRAFFIC AND SAFETY

Maryland Department of Transportation
STATE HIGHWAY ADMINISTRATION
MARYLAND STANDARD HIGHWAY SIGNS

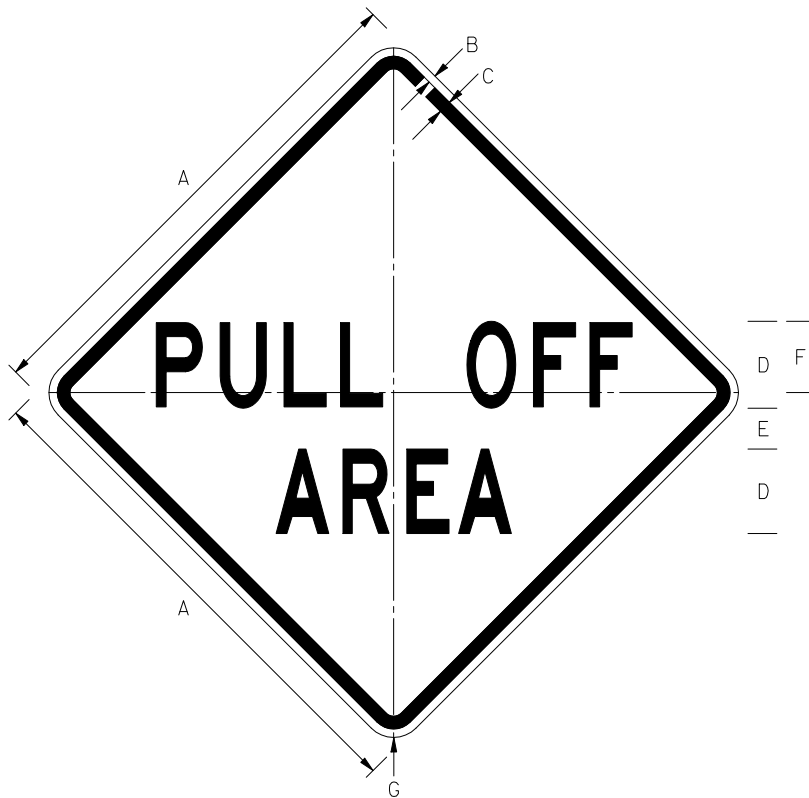


APPROVAL • SHA REVISIONS	APPROVAL • FEDERAL HIGHWAY ADMINISTRATION
APPROVAL 03/02/2009	APPROVAL
REVISED	REVISED
REVISED	REVISED
REVISED	REVISED

NO PULL OFF AREA

SIGN NUMBER

W21-5(3)



SIGN SIZE	DIMENSIONS (INCHES)						
	A	B	C	D	E	F	G
MIN	36	5/8	7/8	6C	3	5	2-1/4
STD	48	3/4	1-1/4	8C	4	6	3

REFERENCES

MdMUTCD SECTION - 6F.35, 6F.42

COLORS

LEGEND - BLACK

BACKGROUND - FLUORESCENT ORANGE

APPROVED Tom Hicks (signature on file)
DIRECTOR - OFFICE OF TRAFFIC AND SAFETY

Maryland Department of Transportation
STATE HIGHWAY ADMINISTRATION
MARYLAND STANDARD HIGHWAY SIGNS

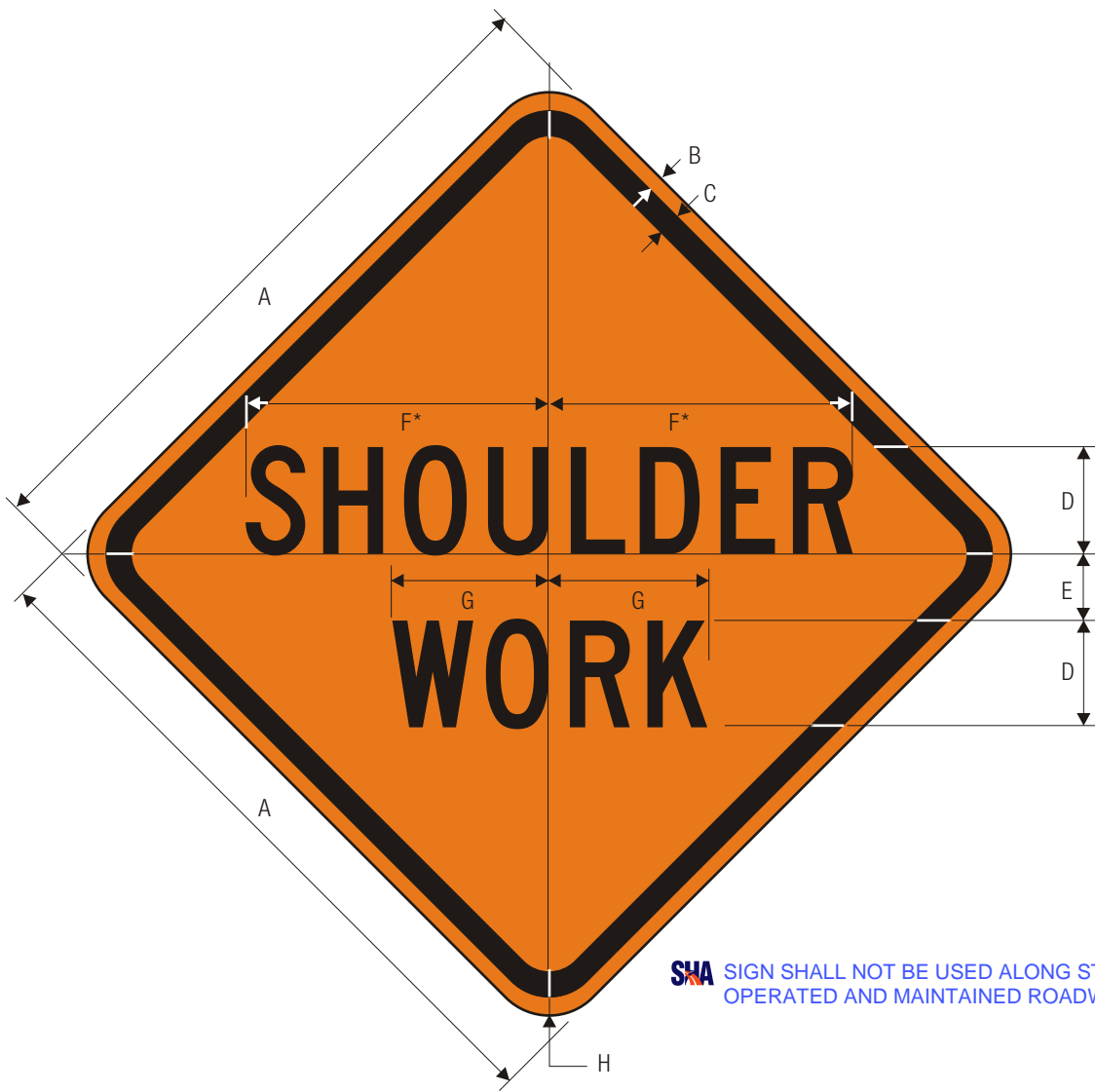


APPROVAL • SHA REVISIONS	APPROVAL • FEDERAL HIGHWAY ADMINISTRATION
APPROVAL 03/02/2009	APPROVAL
REVISED	REVISED
REVISED	REVISED
REVISED	REVISED

PULL OFF AREA

SIGN NUMBER

W21-5(4)



SHA SIGN SHALL NOT BE USED ALONG STATE OWNED, OPERATED AND MAINTAINED ROADWAYS.

W21-5

SHOULDER WORK

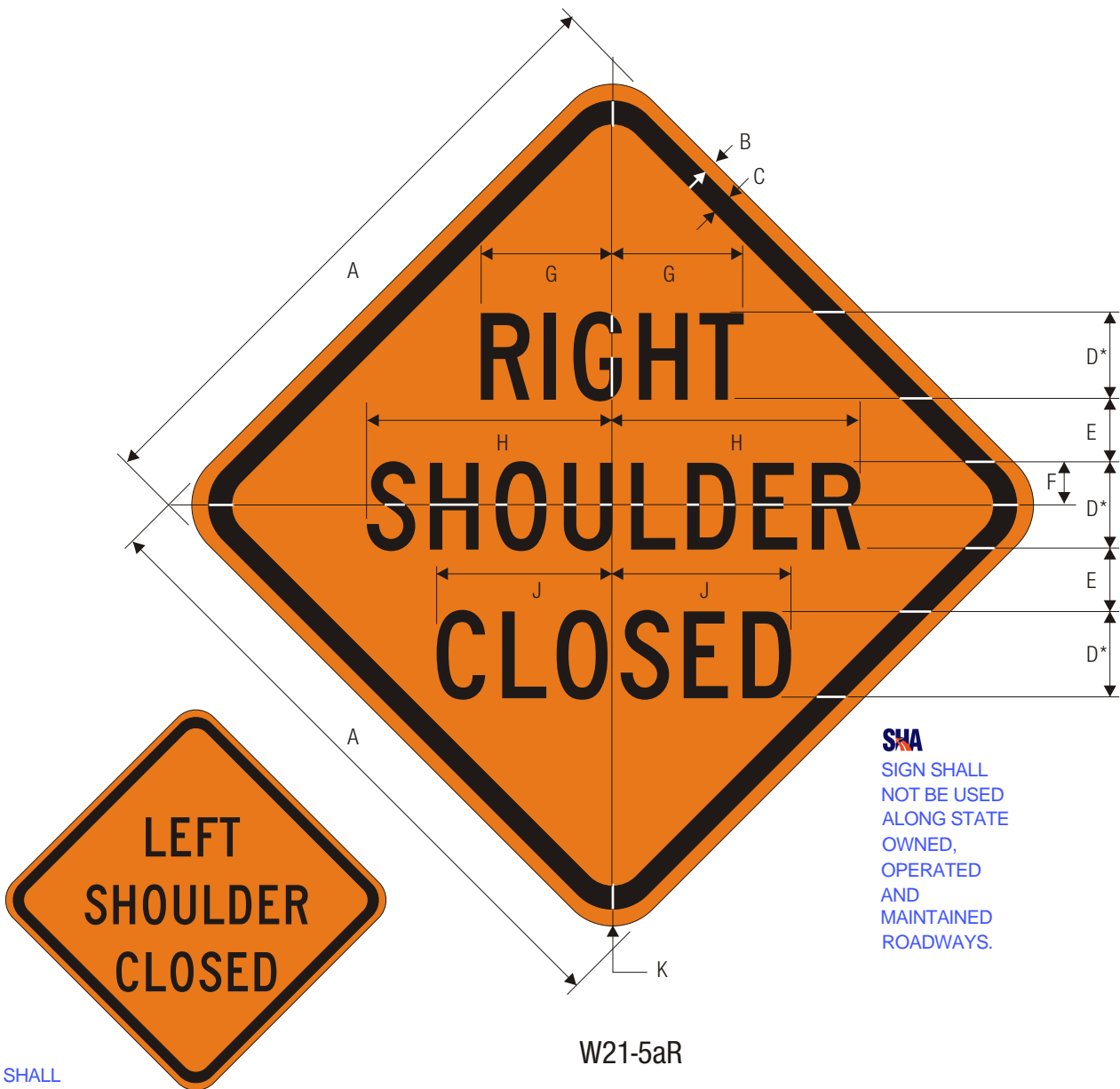
*Reduce spacing 25%.
Use Series 2000 Alphabets for 48" size.

	A	B	C	D	E	F	G	H
	24	.375	.625	4 C	2.5	10.688	6	1.5
C	30	.5	.75	5 C	3	13.375	7.5	1.875
	36	.625	.875	6 C	3.5	16.063	9	2.25
	48	.75	1.25	7 C	5	19.897	10.323	3

TTC SIGN COLORS:

LEGEND — BLACK

BACKGROUND— ORANGE (RETROREFLECTIVE)



SHA
SIGN SHALL NOT BE USED ALONG STATE OWNED, OPERATED AND MAINTAINED ROADWAYS.

SHA
SIGN SHALL NOT BE USED ALONG STATE OWNED, OPERATED AND MAINTAINED ROADWAYS.

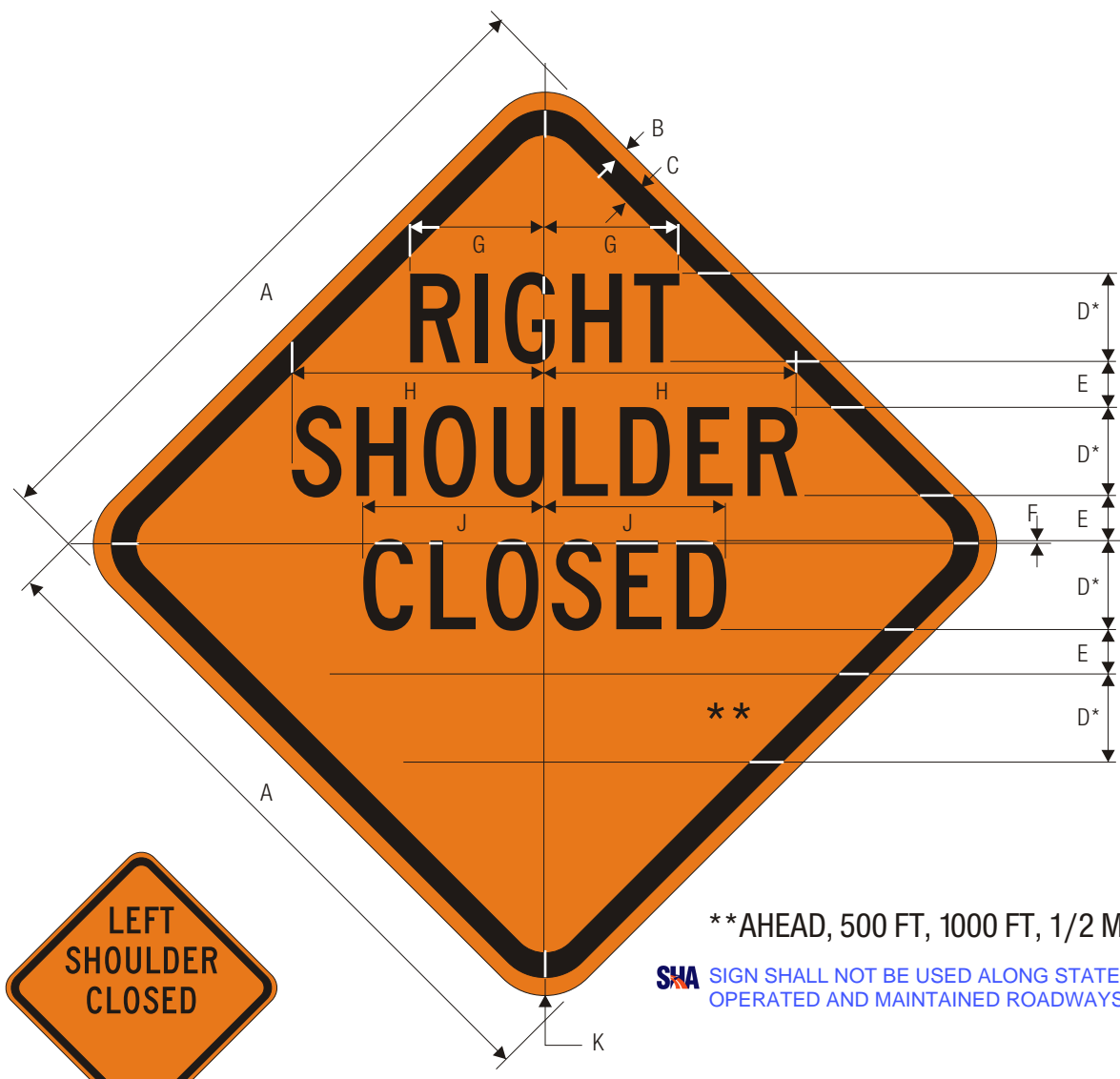
W21-5aL

W21-5aR
RIGHT (LEFT) SHOULDER CLOSED

*Series 2000 Standard Alphabets.

	A	B	C	D	E	F	G	H	J	K
	30	.5	.75	4 C	2.75	2	6.025	11.368	8.163	1.875
C	36	.625	.875	5 C	3.682	2.481	7.565	14.230	10.207	2.25
	48	.75	1.25	7 C	4.803	3.482	10.608	19.194	13.790	3
	60	.75	1.25	8 C	5.484	4	12.109	22.757	16.332	3

TTC SIGN COLORS:
LEGEND — BLACK
BACKGROUND— ORANGE (RETROREFLECTIVE)



** AHEAD, 500 FT, 1000 FT, 1/2 MILE

SHA SIGN SHALL NOT BE USED ALONG STATE OWNED, OPERATED AND MAINTAINED ROADWAYS.

SHA
SIGN SHALL NOT BE USED ALONG STATE OWNED, OPERATED AND MAINTAINED ROADWAYS.

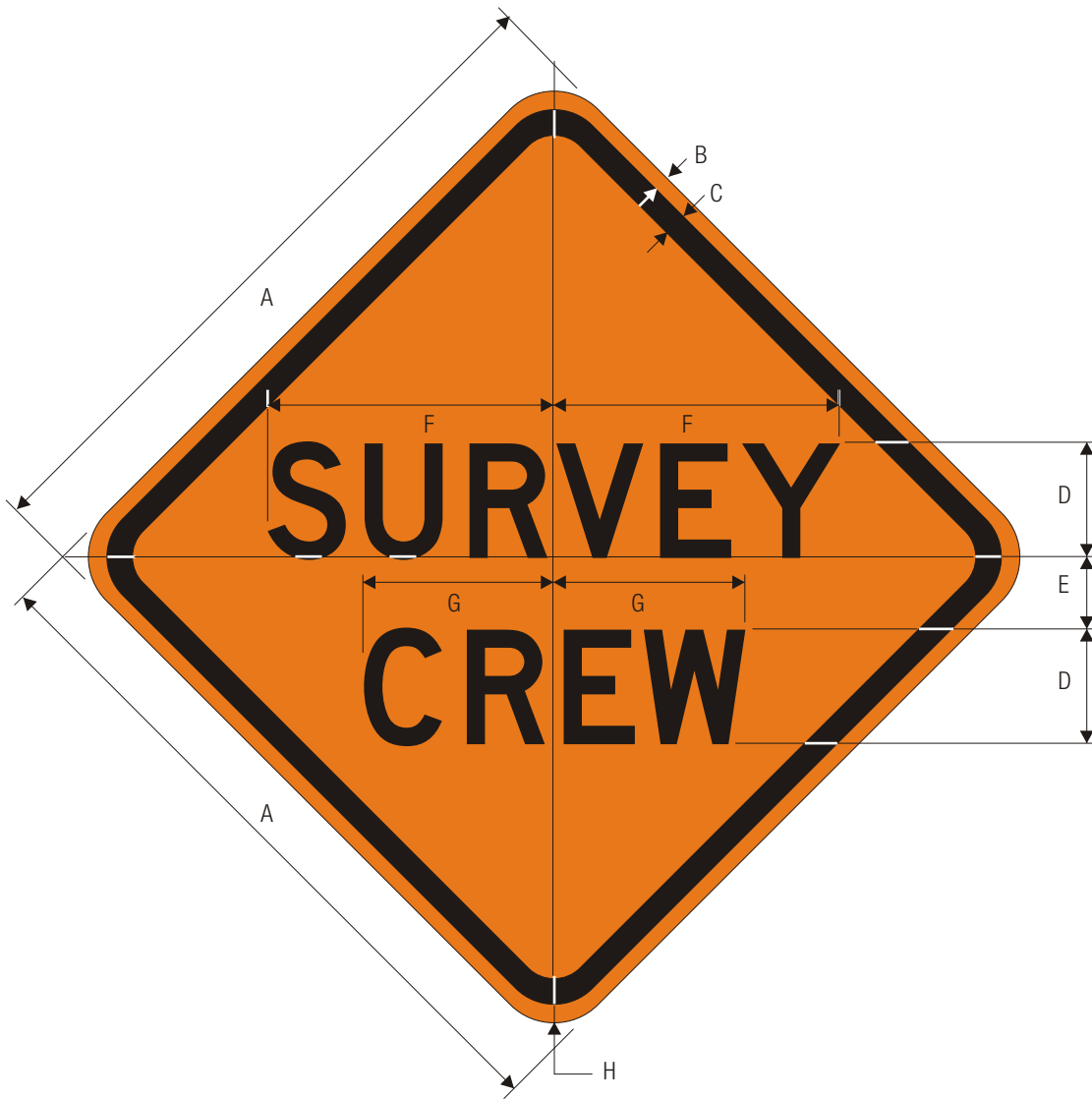
W21-5bL

W21-5bR
RIGHT (LEFT) SHOULDER CLOSED

*Series 2000 Standard Alphabets.

	A	B	C	D	E	F	G	H	J	K
	30	.5	.75	4 C	2	.160	6.064	11.368	8.166	1.875
C	36	.625	.875	5 C	2.401	.200	7.565	14.230	10.207	2.25
	48	.75	1.25	6 C	3	.240	9.086	17.072	12.249	3
	60	.75	1.25	8 C	4	.320	12.109	22.757	16.332	3

TTC SIGN COLORS:
LEGEND — BLACK
BACKGROUND— ORANGE (RETROREFLECTIVE)



W21-6

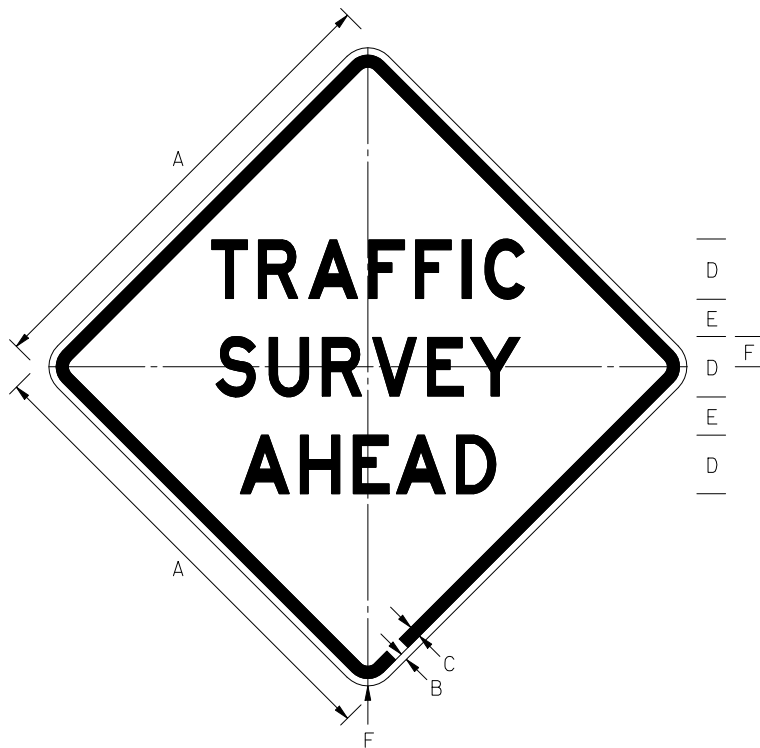
SURVEY CREW

	A	B	C	D	E	F	G	H
	24	.375	.625	4 D	2.5	10.375	6.75	1.5
C	30	.5	.75	5 D	3	13	8.875	1.875
	36	.625	.875	6 D	3.5	15.563	10.125	2.25
	48	.75	1.25	8 D	4.75	19.995	13.330	3

SHA REFERENCES
MdMUTCD SECTION - 6F.36

TTC SIGN COLORS:
LEGEND — BLACK

SHA BACKGROUND—FLUORESCENT ORANGE (RETROREFLECTIVE)



SIGN SIZE	DIMENSIONS (INCHES)					
	A	B	C	D	E	F
STD	48	3/4	1-1/4	6D	4	3

REFERENCES

MdMUTCD SECTION - 6F.36

COLORS

LEGEND - BLACK

BACKGROUND - FLUORESCENT ORANGE

APPROVED Tom Hicks (signature on file)
DIRECTOR - OFFICE OF TRAFFIC AND SAFETY

Maryland Department of Transportation
STATE HIGHWAY ADMINISTRATION
MARYLAND STANDARD HIGHWAY SIGNS

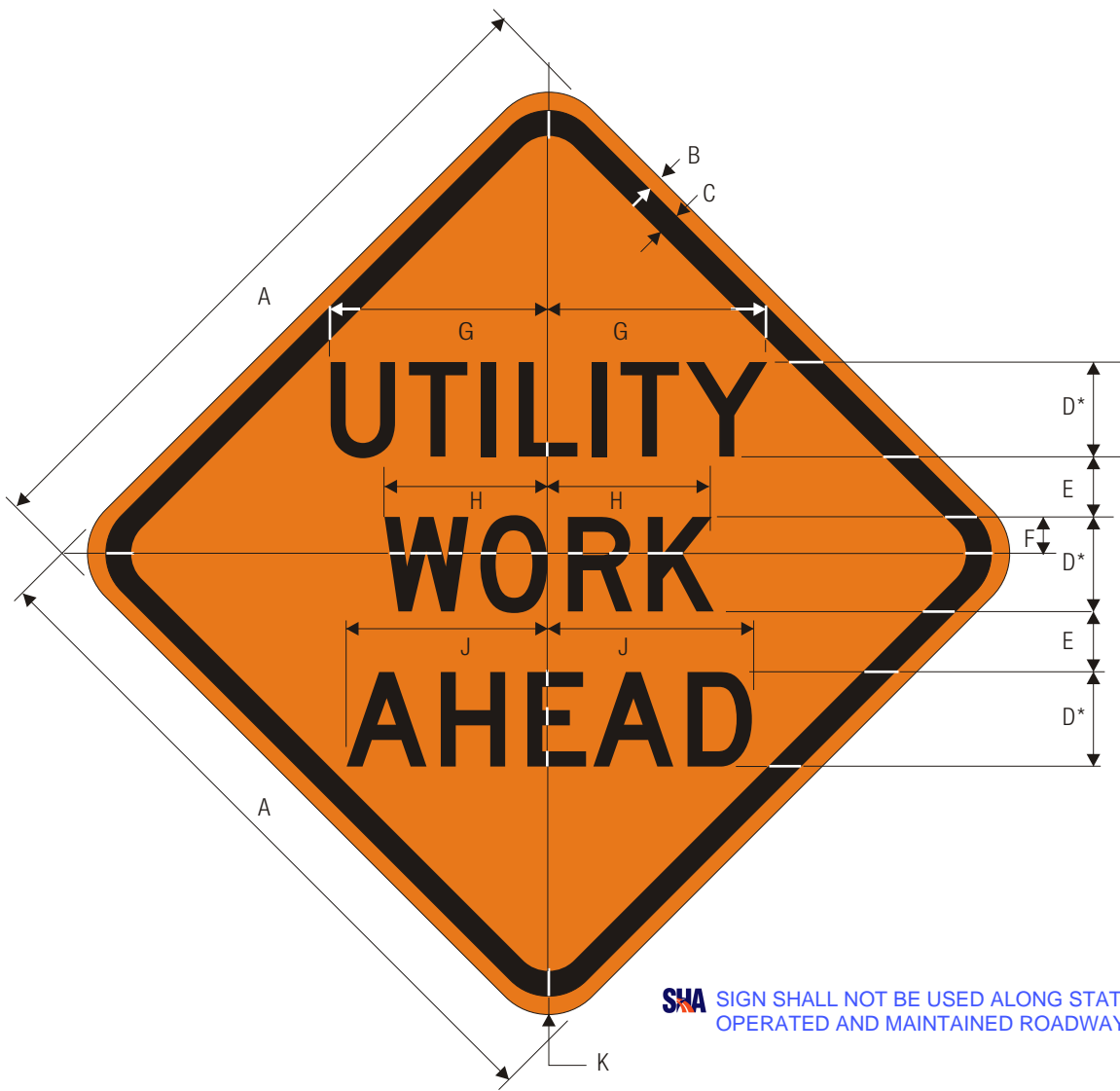


APPROVAL • SHA REVISIONS	APPROVAL • FEDERAL HIGHWAY ADMINISTRATION
APPROVAL 03/02/2009	APPROVAL
REVISED	REVISED
REVISED	REVISED
REVISED	REVISED

TRAFFIC SURVEY AHEAD

SIGN NUMBER

W21-6(1)



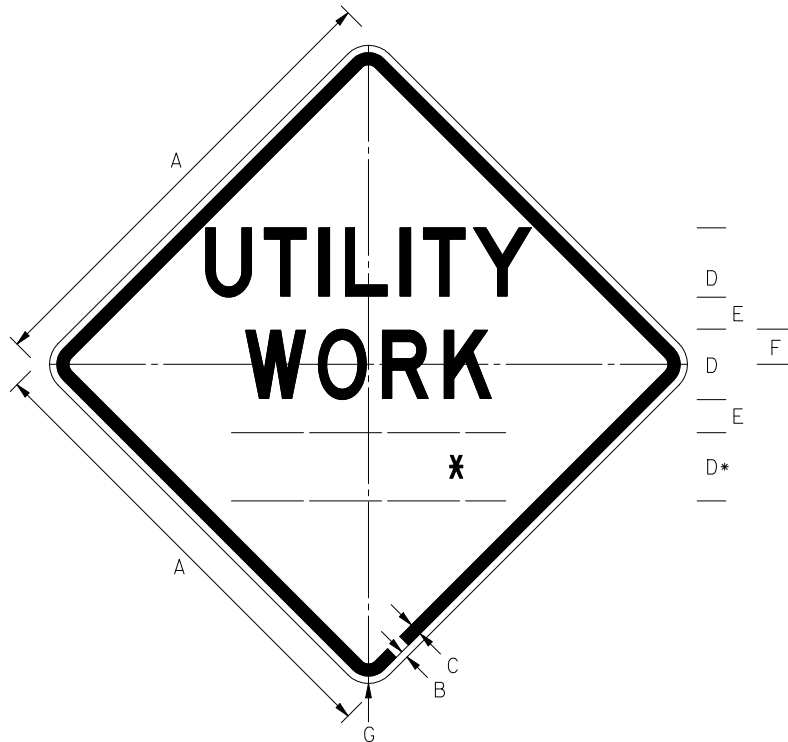
SHA SIGN SHALL NOT BE USED ALONG STATE OWNED, OPERATED AND MAINTAINED ROADWAYS.

W21-7
UTILITY WORK AHEAD

*Series 2000 Standard Alphabets.

	A	B	C	D	E	F	G	H	J	K
	30	.5	.75	4 D	2.802	1.601	9.227	6.965	8.586	1.875
C	36	.625	.875	5 D	3.202	2	11.548	8.706	10.728	2.25
	48	.75	1.25	7 D	3.602	2.281	16.172	9.887	14.611	3

TTC SIGN COLORS:
 LEGEND — BLACK
 BACKGROUND— ORANGE (RETROREFLECTIVE)



* REFER TO DISTANCE DETAILS IN WORK AREA SECTION FOR LINE 3 MESSAGE AND DIMENSIONS

SIGN SIZE	DIMENSIONS (INCHES)						
	A	B	C	D	E	F	G
SPECIAL	30	1/2	3/4	40	2-1/2	2	1-7/8
MIN	36	5/8	7/8	50	3	2-1/2	2-1/4
STD	48	3/4	1-1/4	70	3-1/2	3-1/2	3

REFERENCES

MdMUTCD SECTION - 6F.37

COLORS

LEGEND - BLACK

BACKGROUND - FLUORESCENT ORANGE

APPROVED Tom Hicks (signature on file)
DIRECTOR - OFFICE OF TRAFFIC AND SAFETY

Maryland Department of Transportation
STATE HIGHWAY ADMINISTRATION
MARYLAND STANDARD HIGHWAY SIGNS

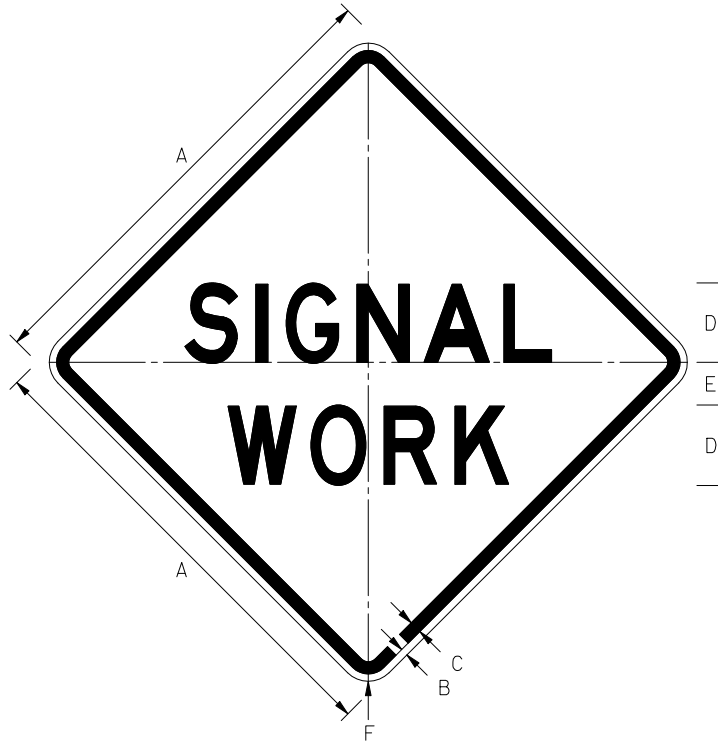


APPROVAL • SHA REVISIONS	APPROVAL • FEDERAL HIGHWAY ADMINISTRATION
APPROVAL 03/02/2009	APPROVAL
REVISED	REVISED
REVISED	REVISED
REVISED	REVISED

UTILITY WORK _____

SIGN NUMBER

W21-7(1)



SIGN SIZE	DIMENSIONS (INCHES)					
	A	B	C	D	E	F
MIN	36	5/8	7/8	6D	3-1/2	2-1/4
STD	48	3/4	1-1/4	8D	4-1/2	3

REFERENCES

MdMUTCD SECTION - 6F.37

COLORS

LEGEND - BLACK

BACKGROUND - FLUORESCENT ORANGE

APPROVED Tom Hicks (signature on file)
DIRECTOR - OFFICE OF TRAFFIC AND SAFETY

Maryland Department of Transportation
STATE HIGHWAY ADMINISTRATION
MARYLAND STANDARD HIGHWAY SIGNS

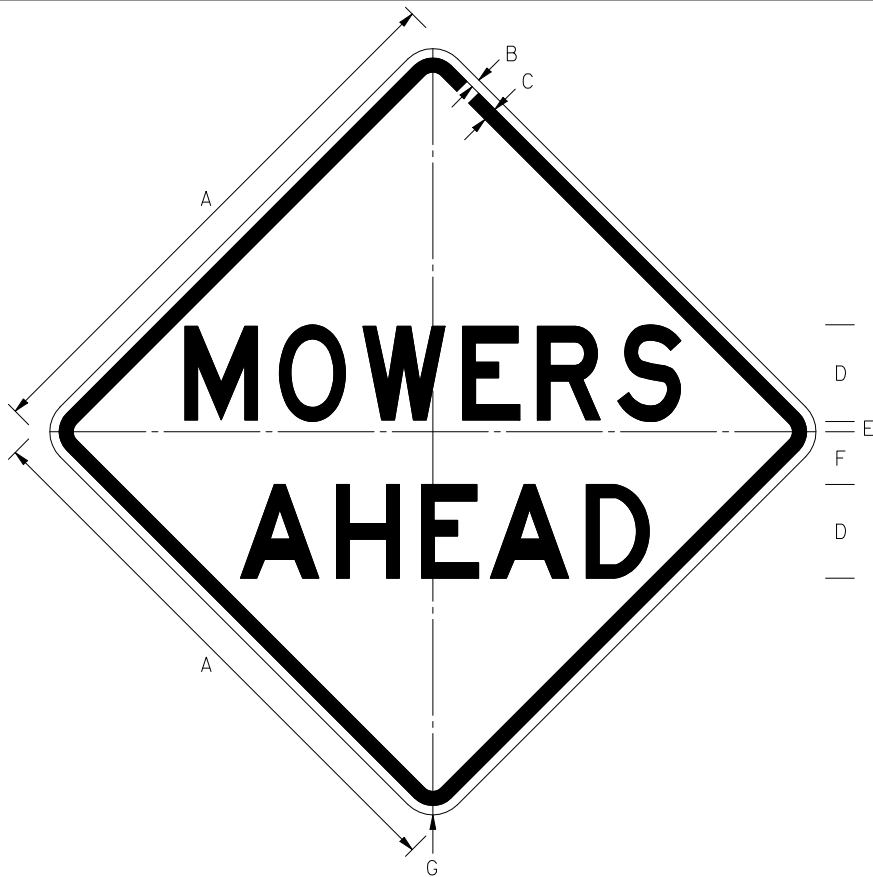


APPROVAL • SHA REVISIONS	APPROVAL • FEDERAL HIGHWAY ADMINISTRATION
APPROVAL 03/02/2009	APPROVAL
REVISED	REVISED
REVISED	REVISED
REVISED	REVISED

SIGNAL WORK

SIGN NUMBER

W21-7(2)



SIGN SIZE	DIMENSIONS (INCHES)						
	A	B	C	D	E	F	G
SPECIAL	30	1/2	3/4	5D	1/2	2-1/2	1-7/8
STD	48	3/4	1-1/4	8D	1	4-1/2	3

REFERENCES

MdMUTCD SECTION - 6F.46

COLORS

LEGEND - BLACK

BACKGROUND - FLUORESCENT ORANGE

APPROVED Tom Hicks (signature on file)
DIRECTOR - OFFICE OF TRAFFIC AND SAFETY

Maryland Department of Transportation
STATE HIGHWAY ADMINISTRATION
MARYLAND STANDARD HIGHWAY SIGNS

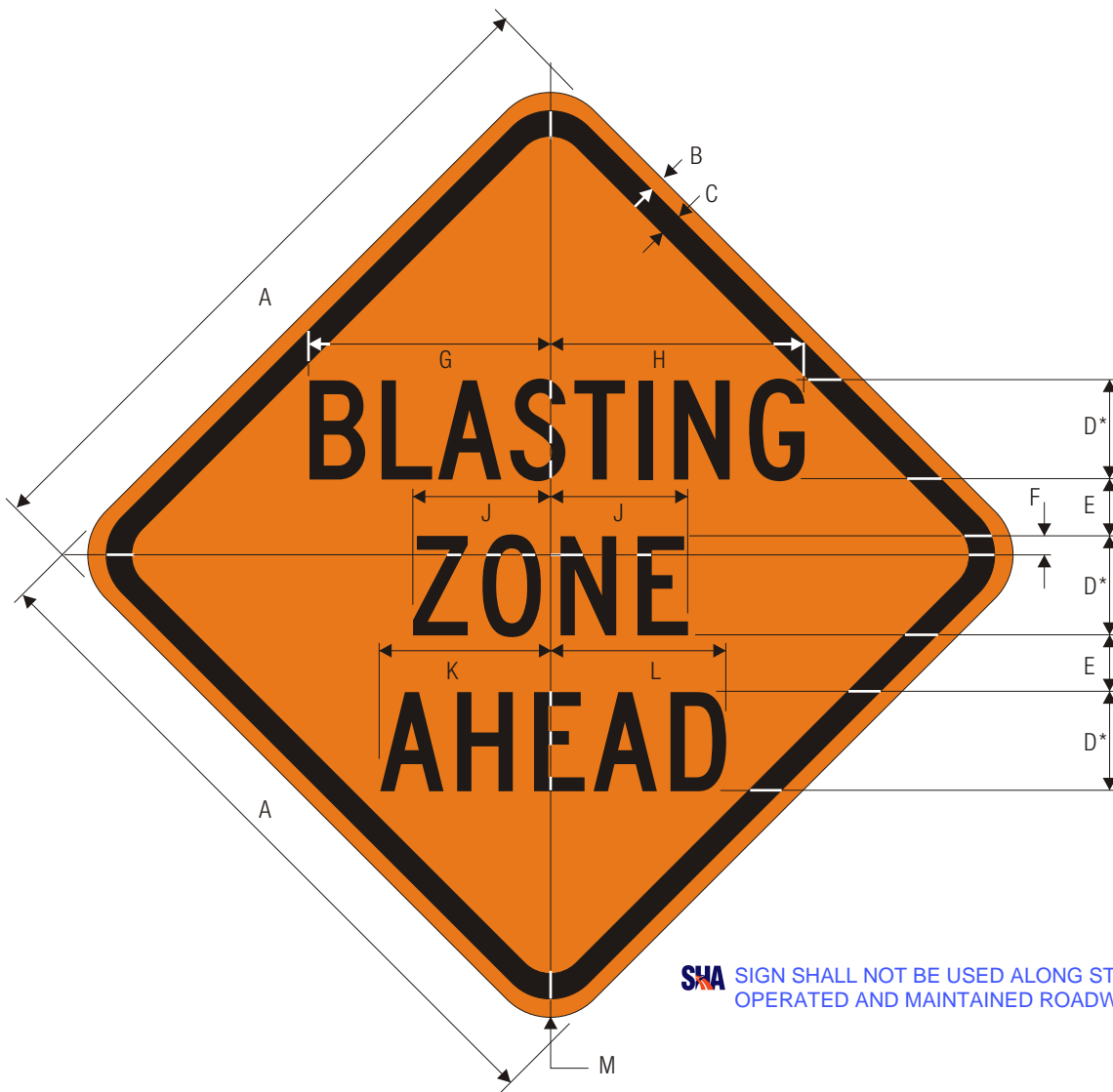


APPROVAL • SHA REVISIONS	APPROVAL • FEDERAL HIGHWAY ADMINISTRATION
APPROVAL 03/02/2009	APPROVAL
REVISED	REVISED
REVISED	REVISED
REVISED	REVISED

MOWERS AHEAD

SIGN NUMBER

W21-7(3)



SHA SIGN SHALL NOT BE USED ALONG STATE OWNED, OPERATED AND MAINTAINED ROADWAYS.

W22-1

BLASTING ZONE AHEAD

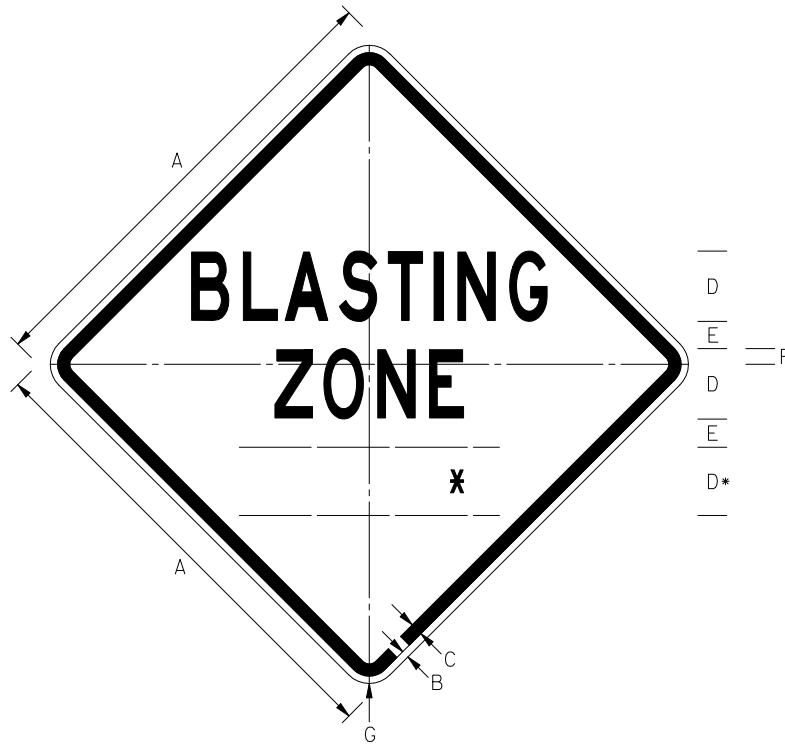
*Series 2000 Standard Alphabets.

A	B	C	D	E	F	G	H	J	K	L	M
36	.625	.875	5 C	3	.960	12.129	12.809	6.925	8.446	9	2.25
C 48	.75	1.25	7 C	4	1.481	17	17.933	9.707	11.768	12.649	3

TTC SIGN COLORS:

LEGEND — BLACK

BACKGROUND— ORANGE (RETROREFLECTIVE)



* REFER TO DISTANCE DETAILS IN WORK AREA SECTION FOR LINE 3 MESSAGE AND DIMENSIONS

SIGN SIZE	DIMENSIONS (INCHES)						
	A	B	C	D	E	F	G
MIN	36	5/8	7/8	5C	2-1/2	1	2-1/4
STD	48	3/4	1-1/4	7C	3	1-1/2	3

REFERENCES

MdMUTCD SECTION - 6F.38, 6F.39

COLORS

LEGEND - BLACK
BACKGROUND - FLUORESCENT ORANGE

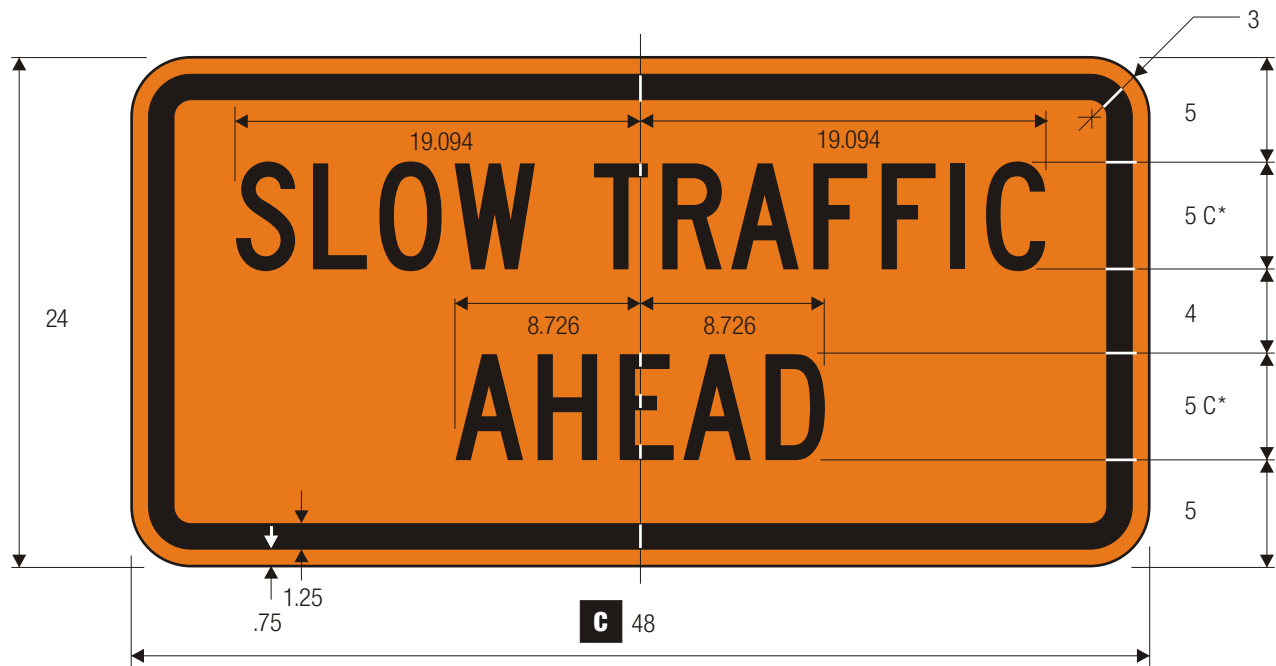
APPROVED Tom Hicks (signature on file)
DIRECTOR - OFFICE OF TRAFFIC AND SAFETY

Maryland Department of Transportation
STATE HIGHWAY ADMINISTRATION
MARYLAND STANDARD HIGHWAY SIGNS

	APPROVAL • SHA REVISIONS	APPROVAL • FEDERAL HIGHWAY ADMINISTRATION
	APPROVAL 03/02/2009	APPROVAL
	REVISED	REVISED
	REVISED	REVISED
	REVISED	REVISED

BLASTING ZONE _____

SIGN NUMBER **W22-1(1)**



W23-1

SLOW TRAFFIC AHEAD

*Series 2000 Standard Alphabets.

SHA REFERENCES
MdMUTCD SECTION - 6F.27

TTC SIGN COLORS:
LEGEND — BLACK
SHA BACKGROUND—FLUORESCENT ORANGE (RETROREFLECTIVE)



W22-2

TURN OFF 2-WAY RADIO AND CELL PHONE

*Series 2000 Standard Alphabets.
 **Reduce spacing to fit.

	A	B	C	D	E	F	G	H	J	K	L	M
C	42	36	.75	1.25	5	7 C	4	4 C	1.5	18.714	13.910	4.223
	N	P										
	13.486	3										

SHA REFERENCES
 MdMUTCD SECTION - 6F.40

TTC SIGN COLORS:
 LEGEND — BLACK
 SHA BACKGROUND—FLUORESCENT ORANGE (RETROREFLECTIVE)



W22-3

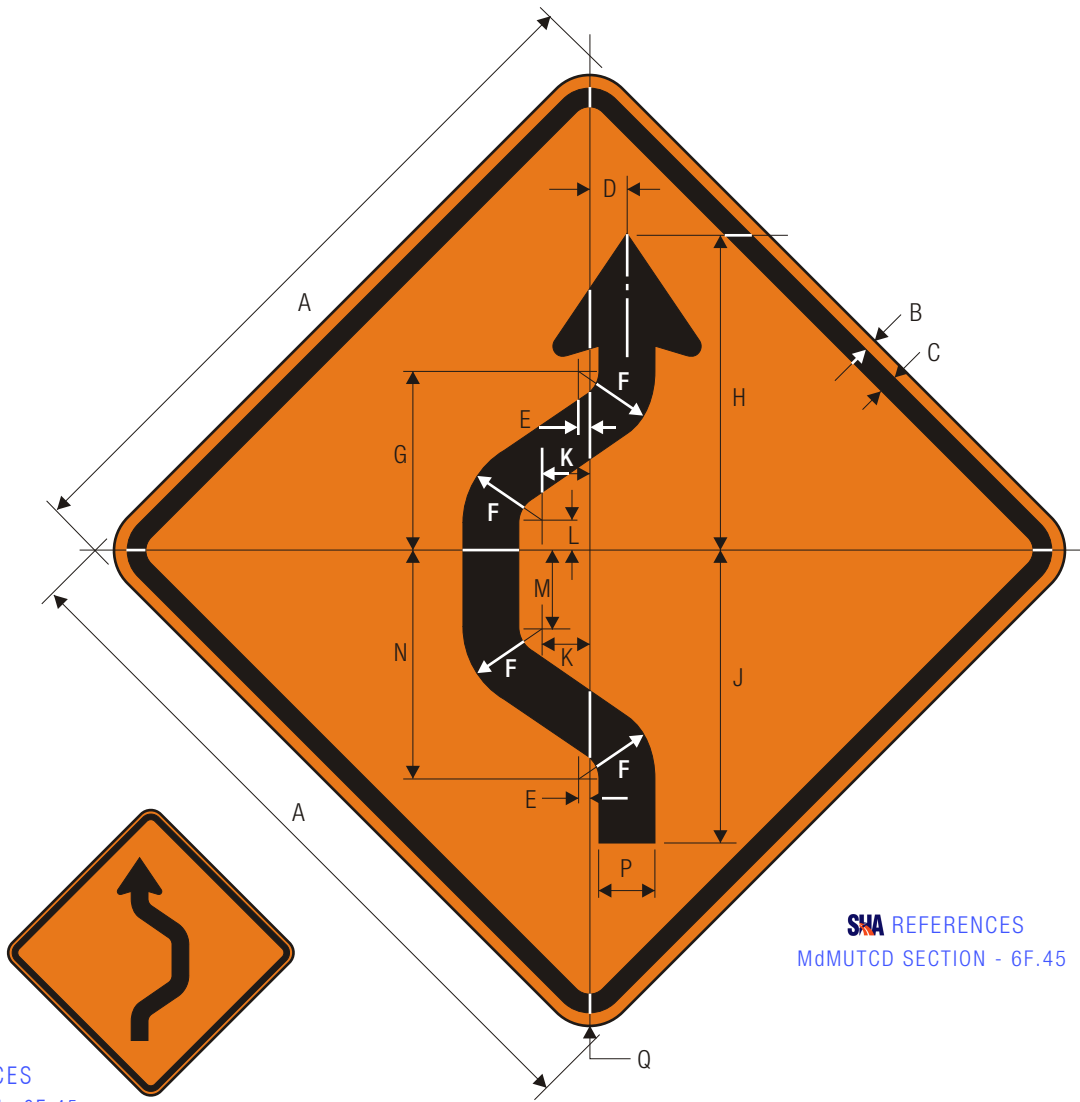
END BLASTING ZONE

*Reduce spacing 40%.

	A	B	C	D	E	F	G	H	J	K	L
C	42	36	.625	.875	4.5	7 C	3	6.563	7.25	2.25	17.5
	M	N									
	18	9.688									

SHA REFERENCES
MdMUTCD SECTION - 6F.41

TTC SIGN COLORS:
LEGEND — BLACK
SHA BACKGROUND—FLUORESCENT ORANGE (RETROREFLECTIVE)



SHA REFERENCES
MdMUTCD SECTION - 6F.45

SHA REFERENCES
MdMUTCD SECTION - 6F.45

W24-1R

DOUBLE REVERSE CURVE (1 LANE)

W24-1L

DOUBLE REVERSE CURVE (1 LANE)

SHA * FOR ARROWHEAD DIMENSIONS REFER TO STANDARD ARROW
DETAILS IN APPENDIX-ARROWS SECTION FROM FHWA'S
STANDARD HIGHWAY SIGNS BOOK-APPENDIX SECTION.

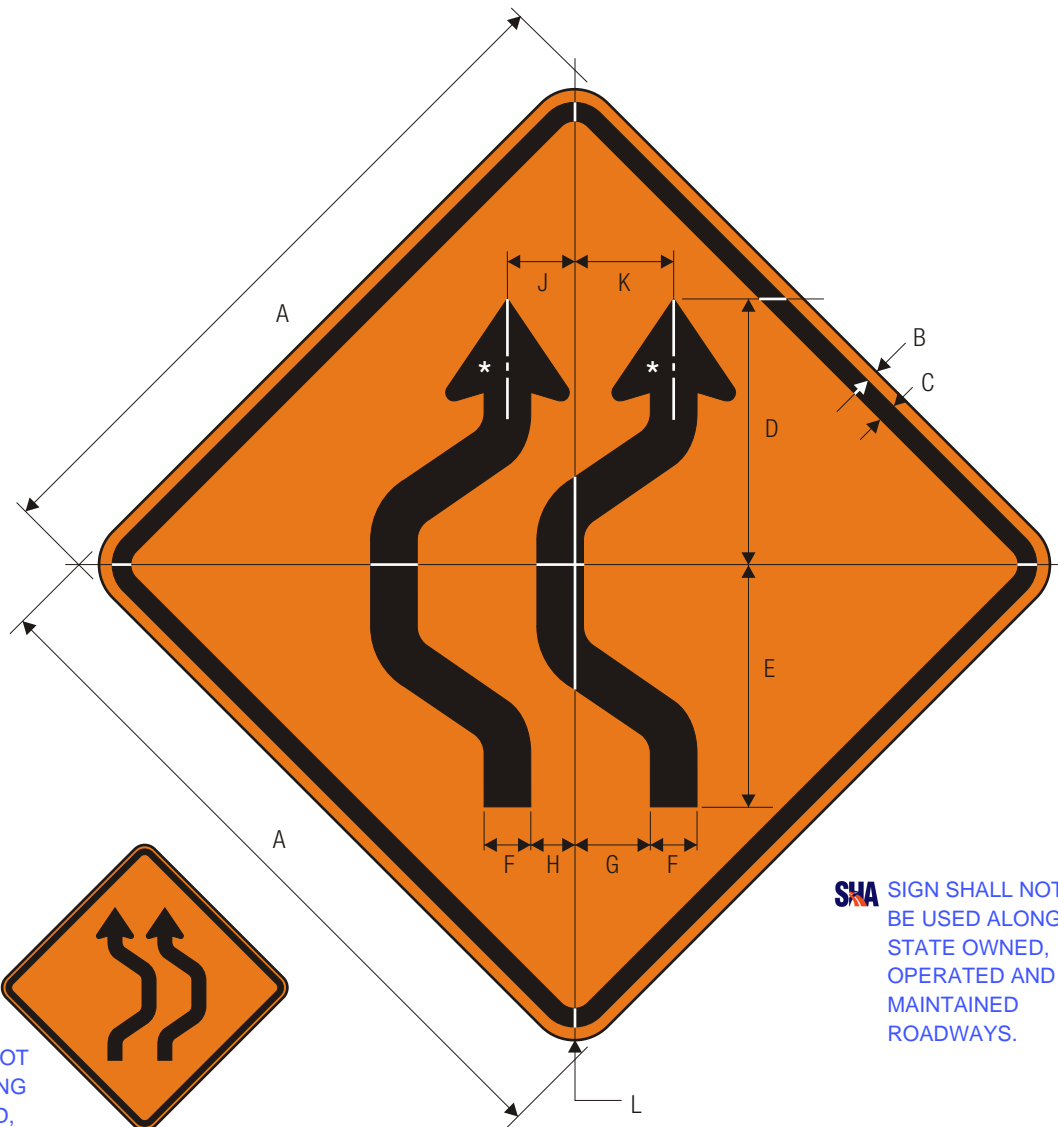
A	B	C	D	E	F	G	H	J	K	L	M
750	13	20	48	7	90	178	407	377	71	44	106
900	15	25	56	8	105	208	475	440	83	51	124
1200	20	30	80	12	150	296	678	628	118	74	176

C

N	P	Q
284	60	50
331	70	60
474	100	70

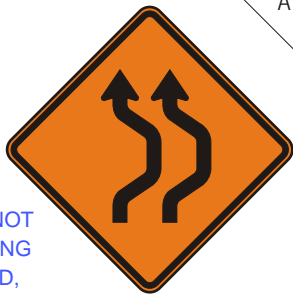
TTC SIGN COLORS:
SYMBOL — BLACK

SHA BACKGROUND—FLUORESCENT ORANGE (RETROREFLECTIVE)



SHA SIGN SHALL NOT BE USED ALONG STATE OWNED, OPERATED AND MAINTAINED ROADWAYS.

SHA SIGN SHALL NOT BE USED ALONG STATE OWNED, OPERATED AND MAINTAINED ROADWAYS.



W24-1aR

W24-1aL

DOUBLE REVERSE CURVE (2 LINES)

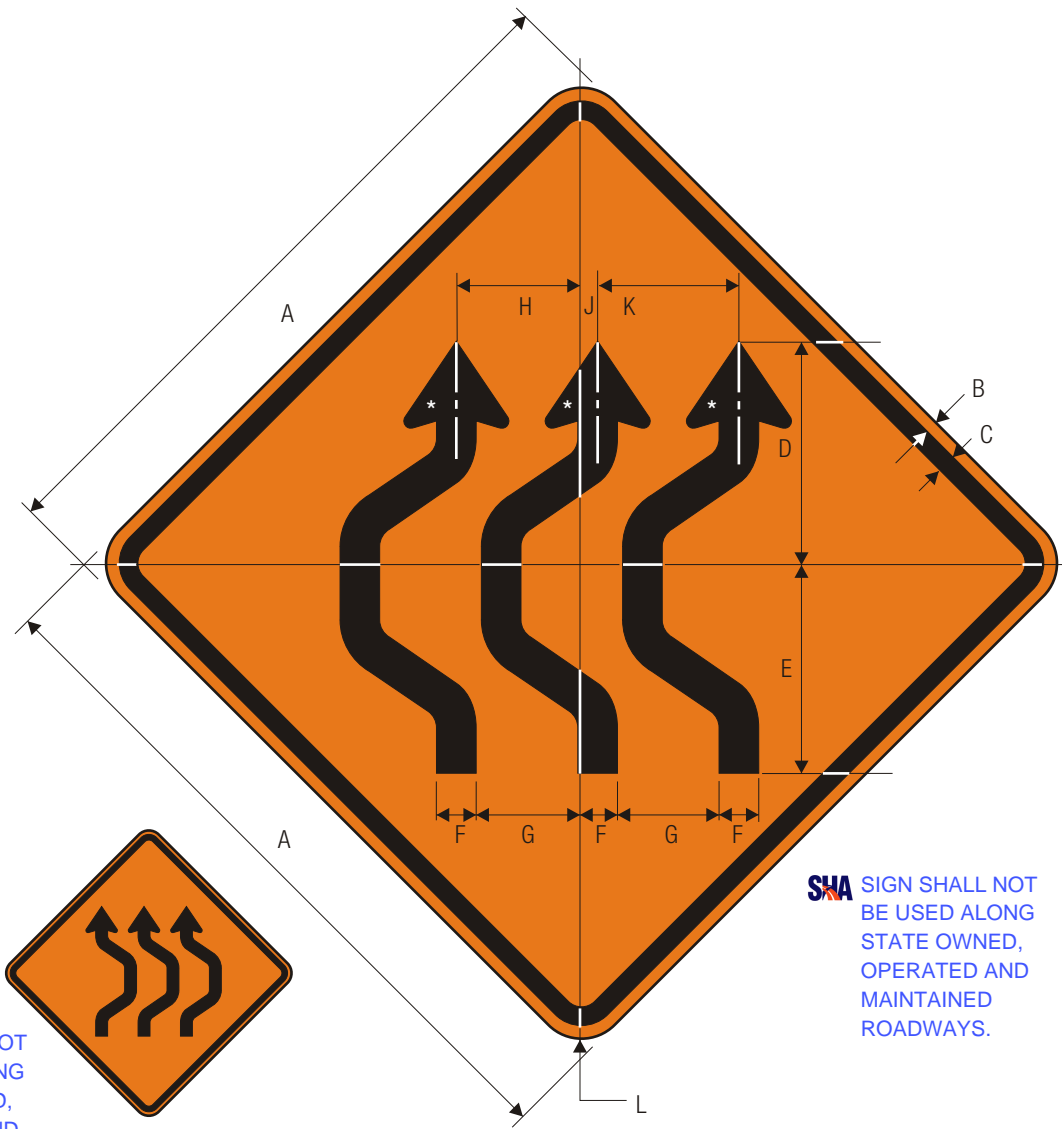
DOUBLE REVERSE CURVE (2 LINES)

*Reduce arrow from W24-1 40%.

C

A	B	C	D	E	F	G	H	J	K	L
30	.5	.75	11.408	10.407	2	3.242	1.881	2.882	4.243	1.875
36	.625	.875	13.690	12.489	2.401	3.882	2.241	3.442	5.083	2.25
48	.75	1.25	18.252	16.652	3.202	5.202	3.042	4.642	6.804	3

TTC SIGN COLORS:
 SYMBOL – BLACK
 BACKGROUND– ORANGE (RETROREFLECTIVE)



SHA SIGN SHALL NOT BE USED ALONG STATE OWNED, OPERATED AND MAINTAINED ROADWAYS.

SHA SIGN SHALL NOT BE USED ALONG STATE OWNED, OPERATED AND MAINTAINED ROADWAYS.

W24-1bR
DOUBLE REVERSE CURVE (3 LANES)

W24-1bL
DOUBLE REVERSE CURVE (3 LANES)

*Reduce arrow from W24-1 20%.

	A	B	C	D	E	F	G	H	J	K	L
	30	.5	.75	9.206	8.246	1.601	4.723	5.524	.520	6.044	1.875
C	36	.625	.875	11.048	9.887	1.921	5.684	6.645	.640	7.245	2.25
	48	.75	1.25	14.73	13.21	2.56	7.524	8.806	.800	9.686	3

TTC SIGN COLORS:
SYMBOL — BLACK
BACKGROUND— ORANGE (RETROREFLECTIVE)