

SHA REFERENCES
MdMUTCD SECTION - 2C.06, 5C.02, 9B.14

SHA * FOR ARROWHEAD DIMENSIONS REFER TO STANDARD ARROW DETAILS IN APPENDIX-ARROWS SECTION FROM FHWA'S STANDARD HIGHWAY SIGNS BOOK-APPENDIX SECTION.

W1-1L

W1-1R
TURN

SHA REFERENCES

MdMUTCD SECTION - 2C.06, 5C.02, 9B.14

	A	B	C	D	E	F	G	H	J	K	L	M	N
	18	.375	.625	7.25	2.25	2.625	5.875	3.75	1.875	1	.625	2.5	1.5
	24	.375	.625	9.625	3	3.5	7.75	5	2.5	1.5	.813	3.25	1.5
C	30	.5	.75	12	3.75	4.375	9.688	6.25	3	1.875	1	4.063	1.875
	36	.625	.875	14.375	4.5	5.25	11.625	7.5	3.625	2.25	1.25	4.875	2.25
	48	.75	1.25	19.188	6	7	15.5	10	4.875	3	1.625	6.5	3

WARNING SIGN COLORS:

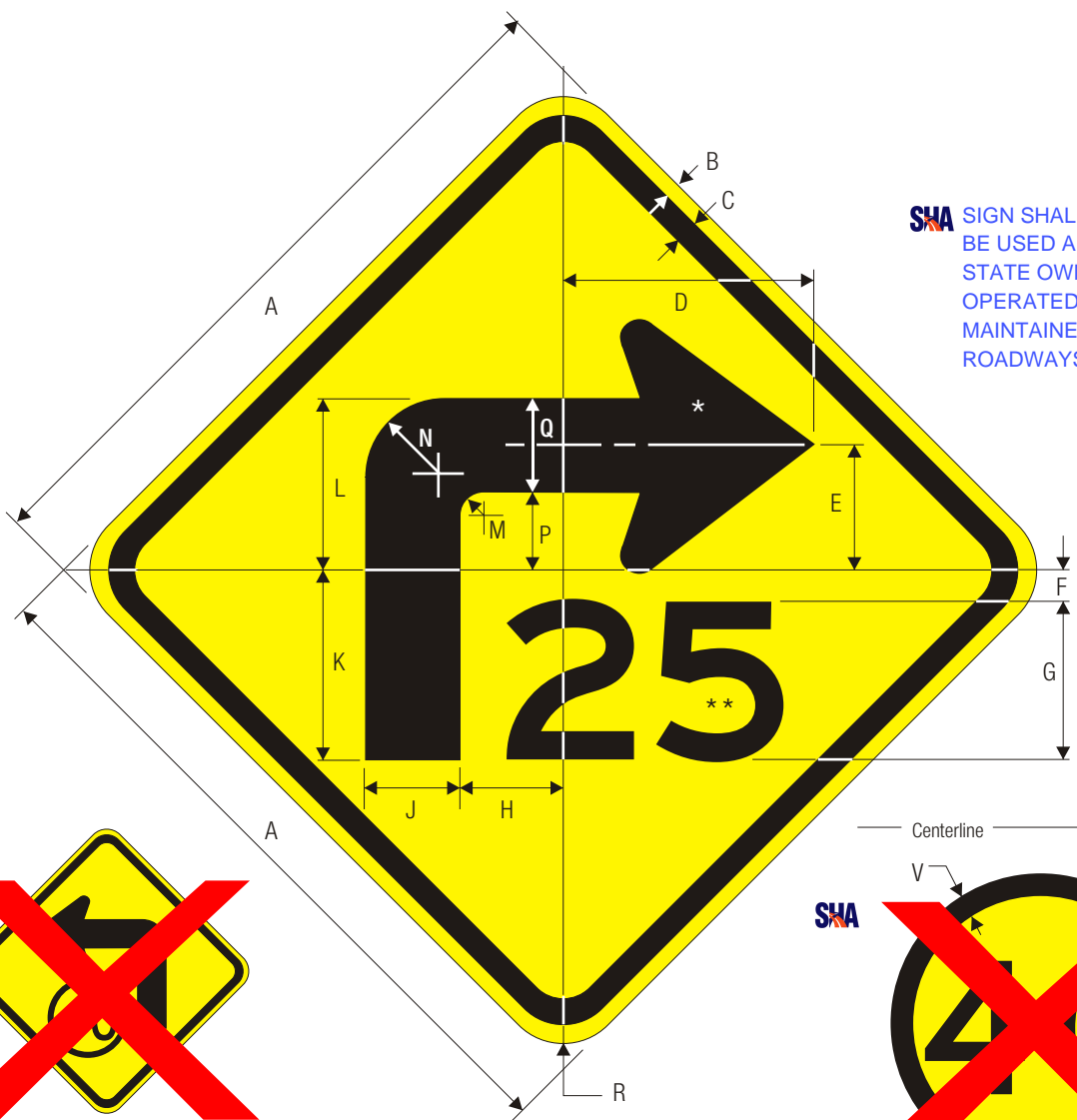
LEGEND — BLACK

SHA BACKGROUND— FLUORESCENT YELLOW (RETROREFLECTIVE)

TTC SIGN COLORS:

LEGEND — BLACK


SHA BACKGROUND— FLUORESCENT ORANGE (RETROREFLECTIVE)



SHA SIGN SHALL NOT BE USED ALONG STATE OWNED, OPERATED AND MAINTAINED ROADWAYS.



W1-1a L Metric



W1-1a R
TURN (ENGLISH)

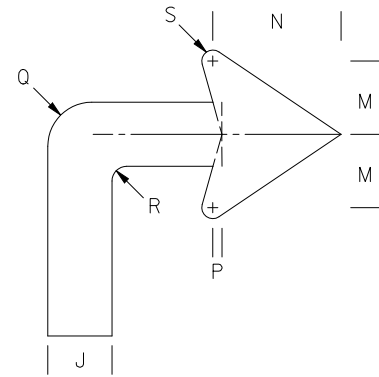
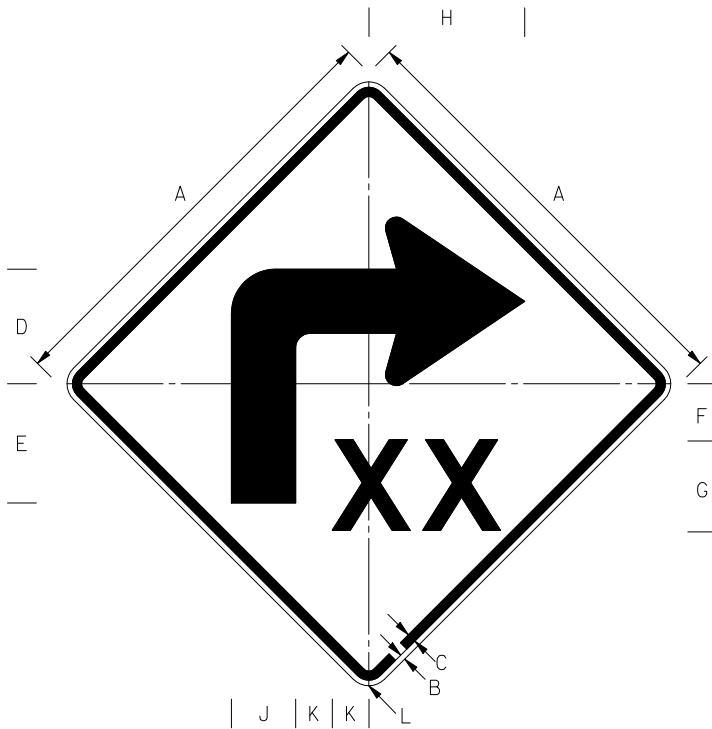
SHA * FOR ARROWHEAD DIMENSIONS REFER TO STANDARD ARROW DETAILS IN APPENDIX-ARROWS SECTION FROM FHWA'S STANDARD HIGHWAY SIGNS BOOK-APPENDIX SECTION.
**Optically locate numerals.

A	B	C	D	E	F	G	H	J	K	L	M
30	.5	.75	10.648	5.284	2	6 E	4.363	4	8	7.282	1
36	.625	.875	13.330	6.645	2.922	7 E	5.444	5	9.927	9.123	1.321
48	.75	1.25	18.654	9.327	5.043	9 E	7.605	7	14.050	12.844	1.801

N	P	Q	R	S	T	U	V
3.202	3.282	4	1.875	.960	3.5	5 D	.75
4	4.123	5	2.25	1.160	4.25	6 D	.875
5.604	5.844	7	3	1.561	5.604	8 D	1.25

COLORS: LEGEND — BLACK
BACKGROUND— YELLOW (RETROREFLECTIVE)

C



NOTE: SIGN SUPPLEMENTS FEDERAL SIGN W1-1a.

SIGN SIZE	DIMENSIONS (INCHES)								
	A	B	C	D	E	F	G	H	J
SPECIAL I	60	3/4	1-1/4	15-5/8	16-1/4	8	12E	21-1/4	8-3/4
SPECIAL II	72	1	1-1/4	18-1/2	19-1/2	9	15E	25-1/2	10-1/2
SPECIAL III	96	1-1/4	1-1/2	25	26	12	20E	34	14

SIGN SIZE	DIMENSIONS (INCHES)							
	K	L	M	N	P	Q	R	S
SPECIAL I	5	3	10	17-1/2	1-1/4	6	2	1-1/2
SPECIAL II	6	3	12	21	1-1/2	7-1/4	2-1/4	2
SPECIAL III	8	4	16	28	2	9-1/2	3	2-1/2

REFERENCES

MdMUTCD SECTION - 2C.06, 2C.07

COLORS

LEGEND - BLACK
BACKGROUND - FLUORESCENT YELLOW

APPROVED Tom Hicks (signature on file)
DIRECTOR - OFFICE OF TRAFFIC AND SAFETY

Maryland Department of Transportation
STATE HIGHWAY ADMINISTRATION
MARYLAND STANDARD HIGHWAY SIGNS



APPROVAL • SHA REVISIONS	APPROVAL • FEDERAL HIGHWAY ADMINISTRATION
APPROVAL 03/02/2009	APPROVAL
REVISED	REVISED
REVISED	REVISED
REVISED	REVISED

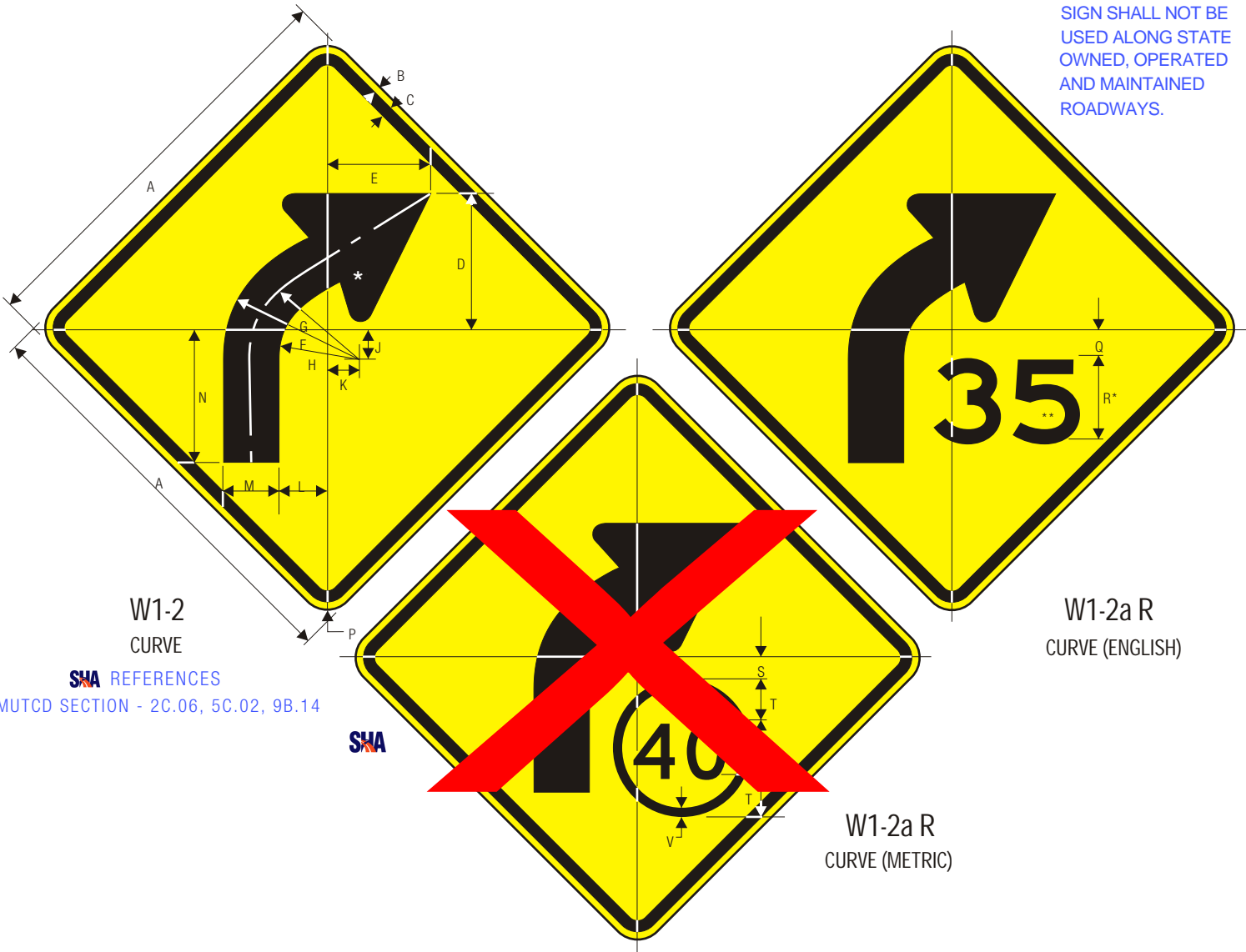
TURN ADVISORY SPEED

SIGN NUMBER

W1-1a(1)(L&R)



SIGN SHALL NOT BE USED ALONG STATE OWNED, OPERATED AND MAINTAINED ROADWAYS.



W1-2
CURVE

W1-2a R
CURVE (ENGLISH)

W1-2a R
CURVE (METRIC)

SHA REFERENCES

MdMUTCD SECTION - 2C.06, 5C.02, 9B.14

C

A	B	C	D	E	F	G	H	J	K	L	M
18	.375	.625	5.405	5.144	6	4.687	3.375	1.75	1.312	2.06	2.625
24	.375	.625	7.094	7.25	8	6.25	4.5	2.344	1.75	2.75	3.5
30	.5	.75	8.875	9.063	10	7.813	5.625	2.938	2.188	3.438	4.375
36	.625	.875	10.625	10.875	12	9.375	6.75	3.5	2.625	4.125	5.25
48	.75	1.25	14.188	14.5	16	12.5	9	4.688	3.5	5.5	7

N	P	Q	R	S	T	U	V
6.187	1.5	1.5	4 E	1	1.75	2 D	.375
8.25	1.5	2.5	5 E	1.5	2.5	3 D	.5
10.313	1.875	2	6 E	1.5	3	4 D	.625
12.375	2.25	3	7 E	1.813	3.5	5 D	.750
16.5	3	5	9 E	3	5	6 D	1.25

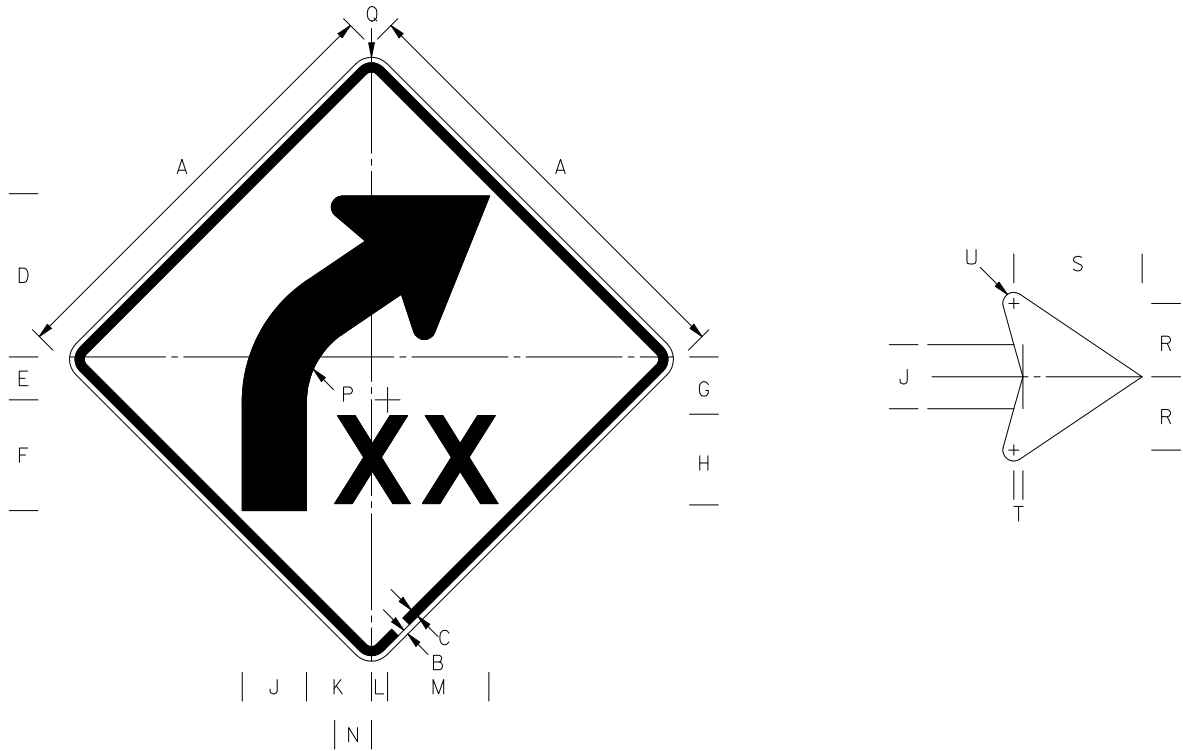
SHA * FOR ARROWHEAD DIMENSIONS REFER TO STANDARD ARROW DETAILS IN APPENDIX-ARROWS SECTION FROM FHWA'S STANDARD HIGHWAY SIGNS BOOK-APPENDIX SECTION.

**Optically position numerals.

WARNING SIGN COLORS:
LEGEND – BLACK

TTC SIGN COLORS:
LEGEND – BLACK

SHA BACKGROUND– FLUORESCENT YELLOW (RETROREFLECTIVE) **SHA** BACKGROUND– FLUORESCENT ORANGE (RETROREFLECTIVE)



NOTE: SIGN SUPPLEMENTS FEDERAL SIGN W1-2a.

SIGN SIZE	DIMENSIONS (INCHES)									
	A	B	C	D	E	F	G	H	J	K
SPECIAL I	60	3/4	1-1/4	22-17/64	5-55/64	14-25/32	8	12E	8-3/4	8-7/8
SPECIAL II	72	1	1-1/4	27	7-1/32	17-23/32	9	15E	10-1/2	11-1/4
SPECIAL III	96	1-1/4	1-1/2	35-13/16	9-23/64	23-41/64	12	20E	14	14

SIGN SIZE	DIMENSIONS (INCHES)								
	L	M	N	P	Q	R	S	T	U
SPECIAL I	2-3/8	13-3/4	5	11-1/4	3	10	17-1/2	1-1/4	1-1/2
SPECIAL II	2-1/4	16-1/2	6	13-1/2	3	12	21	1-1/2	2
SPECIAL III	4	22-1/16	8	18	4	16	28	2	2-1/2

REFERENCES

MdMUTCD SECTION - 2C.06, 5C.02

COLORS

LEGEND - BLACK
BACKGROUND - FLUORESCENT YELLOW

APPROVED Tom Hicks (signature on file)
DIRECTOR - OFFICE OF TRAFFIC AND SAFETY

Maryland Department of Transportation
STATE HIGHWAY ADMINISTRATION
MARYLAND STANDARD HIGHWAY SIGNS

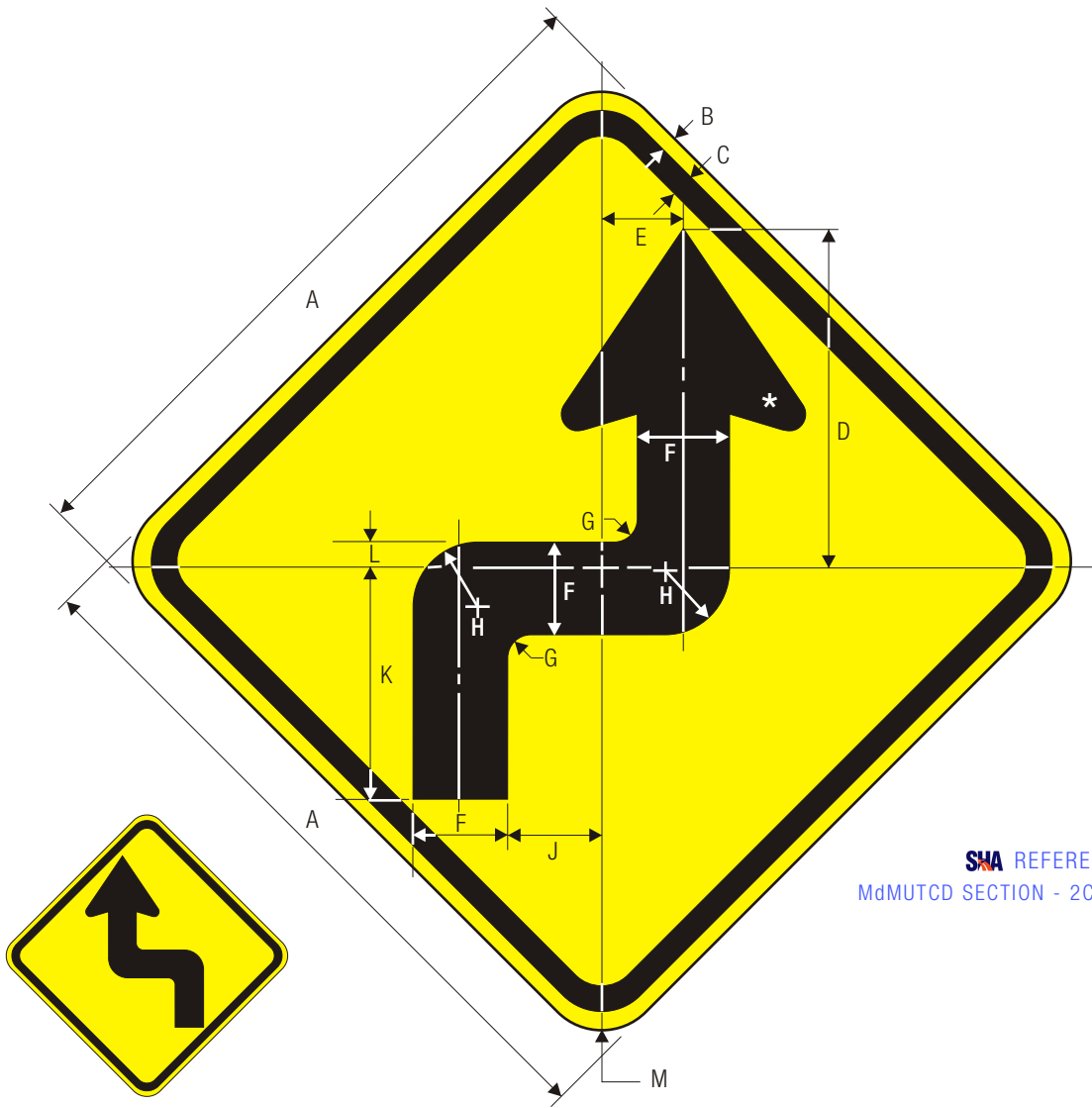


APPROVAL • SHA REVISIONS	APPROVAL • FEDERAL HIGHWAY ADMINISTRATION
APPROVAL 03/02/2009	APPROVAL
REVISED	REVISED
REVISED	REVISED
REVISED	REVISED

CURVE

SIGN NUMBER

W1-2a(1)(L&R)



SHA REFERENCES
MdMUTCD SECTION - 2C.06, 5C.02, 9B.14

W1-3L

W1-3R

SHA REFERENCES

REVERSE TURN

MdMUTCD SECTION - 2C.06, 5C.02, 9B.14

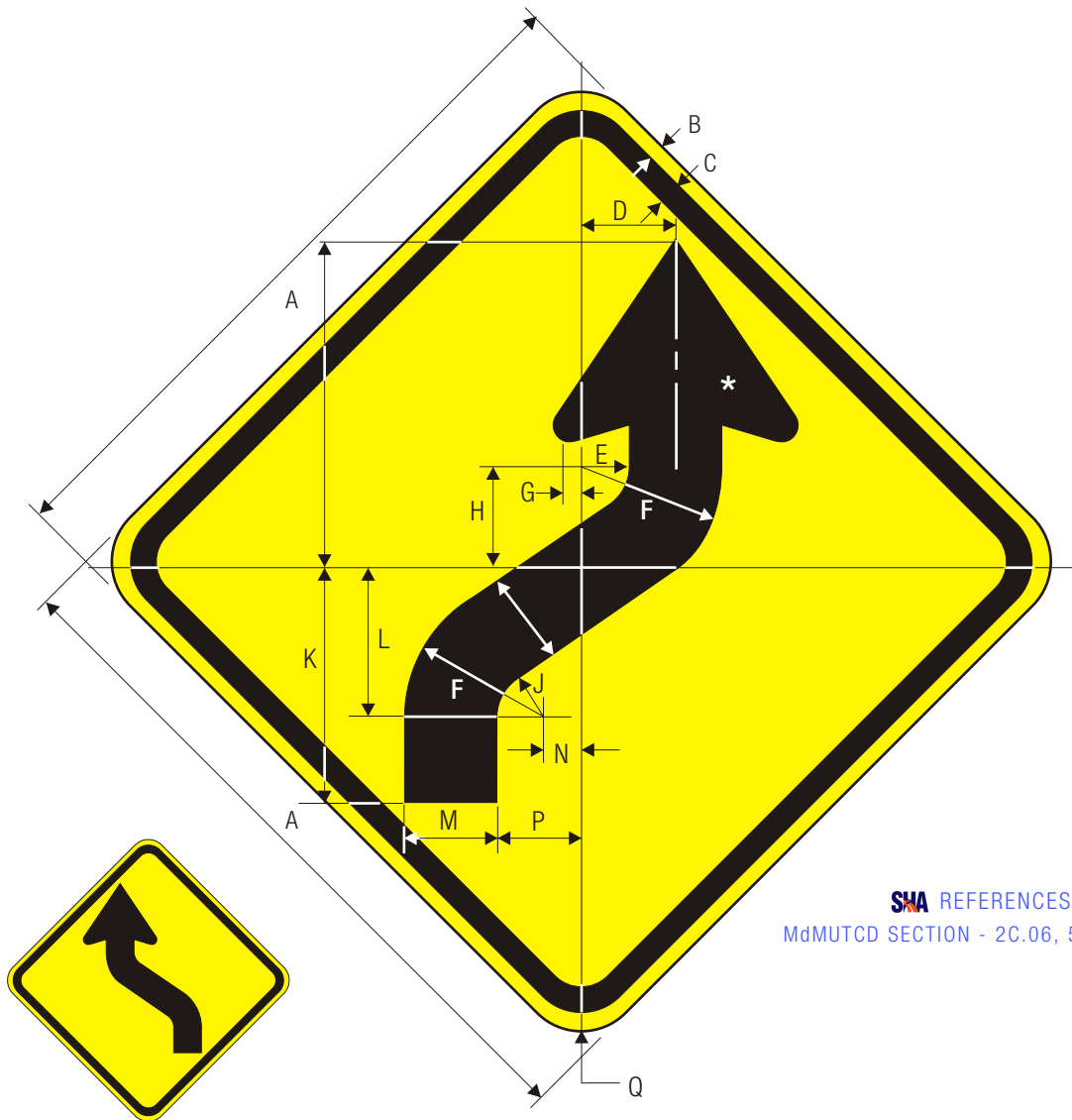
SHA * FOR ARROWHEAD DIMENSIONS REFER TO STANDARD ARROW DETAILS IN APPENDIX-ARROWS SECTION FROM FHWA'S STANDARD HIGHWAY SIGNS BOOK-APPENDIX SECTION.

	A	B	C	D	E	F	G	H	J	K	L	M
	18	.375	.625	8.719	2.109	2.625	.625	1.812	2.25	6.234	.828	1.5
	24	.375	.625	11.594	2.813	3.5	.813	2.5	3	8.313	1.094	1.5
C	30	.5	.75	14.5	3.5	4.375	1	3	3.75	10.375	1.375	1.875
	36	.625	.875	17.438	4.219	5.25	1.25	3.625	4.5	12.469	1.656	2.25
	48	.75	1.25	23.188	5.625	7	1.625	4.875	6	16.625	2.188	3

WARNING SIGN COLORS:
SYMBOL – BLACK

TTC SIGN COLORS:
SYMBOL – BLACK

SHA BACKGROUND–FLUORESCENT YELLOW (RETROREFLECTIVE) **SHA** BACKGROUND– FLUORESCENT ORANGE (RETROREFLECTIVE)



SHA REFERENCES
 MdMUTCD SECTION - 2C.06, 5C.02, 9B.14

W1-4L

SHA REFERENCES
 MdMUTCD SECTION - 2C.06, 5C.02, 9B.14

W1-4R

REVERSE CURVE

SHA * FOR ARROWHEAD DIMENSIONS REFER TO STANDARD ARROW
 DETAILS IN APPENDIX-ARROWS SECTION FROM FHWA'S
 STANDARD HIGHWAY SIGNS BOOK-APPENDIX SECTION.

A	B	C	D	E	F	G	H	J	K	L	M
18	.375	.625	2.375	1	3.875	.25	2.625	8.625	6.25	4	2.625
24	.375	.625	3.156	1.5	5	.313	3.5	11.25	8.25	5.25	3.5
30	.5	.75	3.938	1.875	6.25	.375	4.375	14.063	10.625	6.563	4.375
36	.625	.875	4.719	2.25	7.5	.469	5.25	16.875	12.375	7.875	5.25
48	.75	1.25	6.313	3	10	.625	7	22.5	16.5	10.5	7

N	P	Q
.875	2	1.5
1.125	2.625	1.5
1.406	3.281	1.875
1.688	3.938	2.25
2.25	5.25	3

WARNING SIGN COLORS:

SYMBOL – BLACK

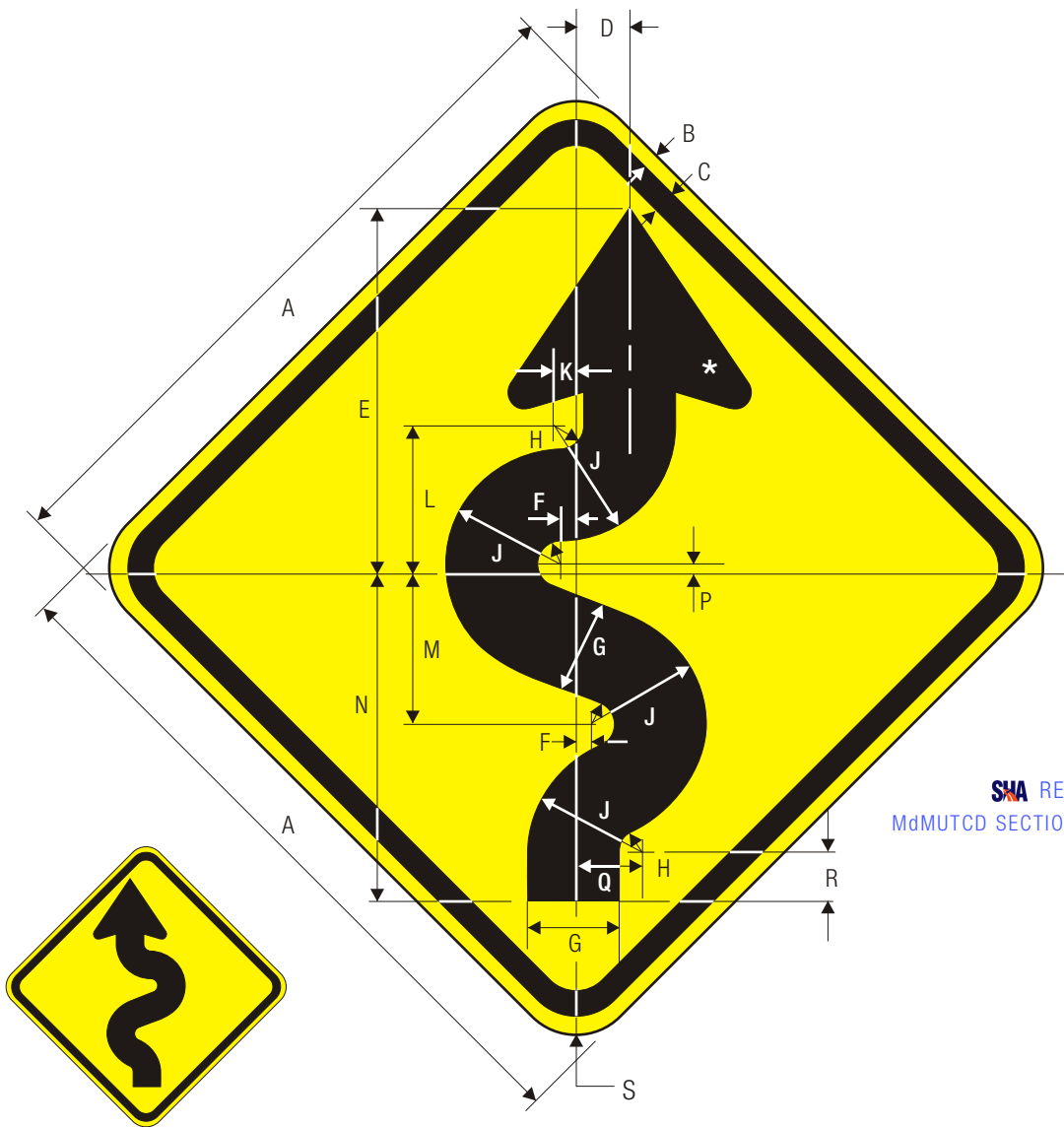
SHA BACKGROUND – FLUORESCENT YELLOW (RETROREFLECTIVE)

TTC SIGN COLORS:

SYMBOL – BLACK

SHA BACKGROUND – FLUORESCENT ORANGE (RETROREFLECTIVE)

C



SHA REFERENCES
MdMUTCD SECTION - 2C.06, 5C.02, 9B.14

W1-5L

W1-5R

WINDING ROAD

SHA REFERENCES
MdMUTCD SECTION - 2C.06, 5C.02, 9B.14

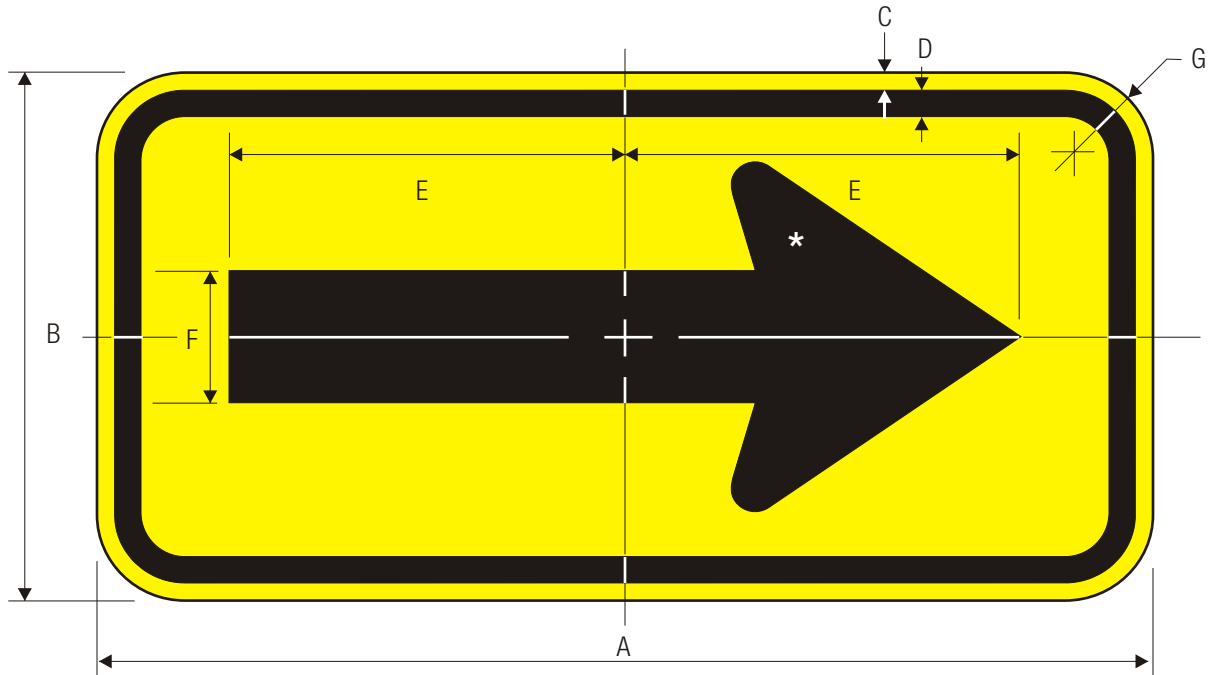
SHA * FOR ARROWHEAD DIMENSIONS REFER TO STANDARD ARROW
DETAILS IN APPENDIX-ARROWS SECTION FROM FHWA'S
STANDARD HIGHWAY SIGNS BOOK-APPENDIX SECTION.

A	B	C	D	E	F	G	H	J	K	L	M
18	.375	.625	1	9.625	.375	2.5	.625	3	1	4	4
24	.375	.625	1.25	12.75	.5	3.25	.875	4.125	1.25	5.188	5.25
30	.5	.75	1.563	15.938	.625	4.063	1.094	5.156	1.563	6.484	9.563
36	.625	.875	1.875	19.125	.75	4.875	1.313	6.188	1.875	7.781	7.875
48	.75	1.25	2.5	25.5	1	6.5	1.75	8.25	2.5	10.375	10.5

N	P	Q	R	S
8.625	.25	2	1.25	1.5
11.375	.25	2.5	1.598	1.5
14.219	.313	3.125	2	1.875
17.063	.375	3.75	2.406	2.25
22.75	.5	5	3.188	3

COLORS: LEGEND – BLACK
SHA BACKGROUND – FLUORESCENT YELLOW (RETROREFLECTIVE)

C



W1-6R

ONE DIRECTION LARGE ARROW

SHA REFERENCES

MdMUTCD SECTION - 2C.06, 2C.09,
2C.10, 2C.36, 5C.02, 9B.14



W1-6L

SHA REFERENCES

MdMUTCD SECTION - 2C.06, 2C.09,
2C.10, 2C.36, 5C.02, 9B.14

SHA * FOR ARROWHEAD DIMENSIONS REFER TO STANDARD ARROW
DETAILS IN APPENDIX-ARROWS SECTION FROM FHWA'S
STANDARD HIGHWAY SIGNS BOOK-APPENDIX SECTION.

C

A	B	C	D	E	F	G
24	12	.375	.625	9.625	3.25	1.5
36	18	.375	.625	14.625	5	1.5
48	24	.5	.75	19.5	6.5	1.875
60	30	.625	.875	24.375	8	2.25

WARNING SIGN COLORS:

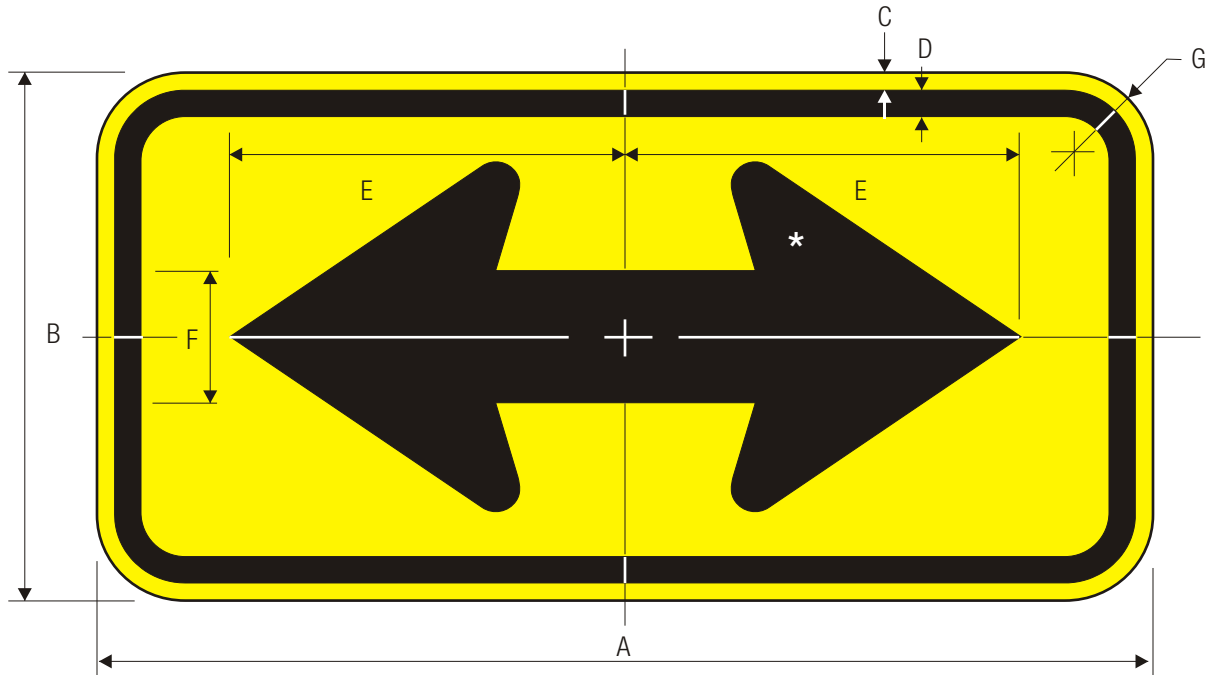
SYMBOL – BLACK

SHA BACKGROUND–FLUORESCENT YELLOW (RETROREFLECTIVE)

TTC SIGN COLORS:

SYMBOL – BLACK

BACKGROUND–FLUORESCENT ORANGE (RETROREFLECTIVE) **SHA**



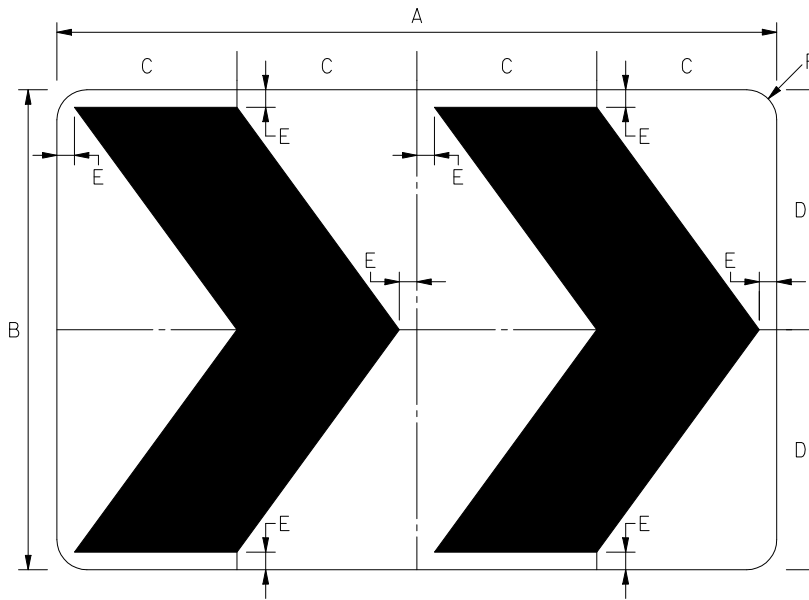
W1-7
TWO DIRECTION LARGE ARROW

SHA * FOR ARROWHEAD DIMENSIONS REFER TO STANDARD ARROW DETAILS IN APPENDIX-ARROWS SECTION FROM FHWA'S STANDARD HIGHWAY SIGNS BOOK-APPENDIX SECTION.

	A	B	C	D	E	F	G
	24	12	.375	.625	10.375	3.25	1.5
	36	18	.375	.625	15.625	5	1.5
C	48	24	.5	.75	20.5	6.5	1.875
	60	30	.625	.875	25.375	8	2.25

SHA REFERENCES
MdMUTCD SECTION - 2C.38, 5C.02, 9B.14

WARNING SIGN COLORS:
LEGEND — BLACK
SHA BACKGROUND— FLUORESCENT YELLOW (RETROREFLECTIVE)



SIGN SIZE	DIMENSIONS (INCHES)					
	A	B	C	D	E	F
STD	36	24	9	12	7/8	1-1/2

REFERENCES

MdMUTCD SECTION - 2C.10, 5C.02, 9B.14

COLORS

LEGEND - BLACK

BACKGROUND - FLUORESCENT YELLOW

APPROVED Tom Hicks (signature on file)
DIRECTOR - OFFICE OF TRAFFIC AND SAFETY

Maryland Department of Transportation
STATE HIGHWAY ADMINISTRATION
MARYLAND STANDARD HIGHWAY SIGNS

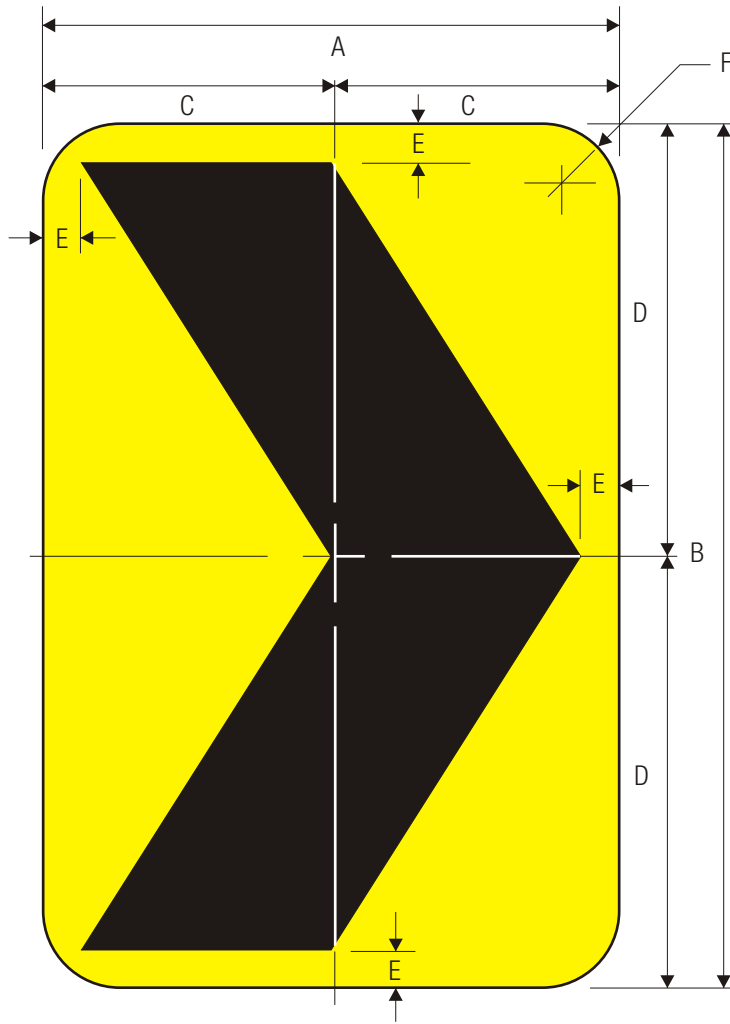


APPROVAL • SHA REVISIONS	APPROVAL • FEDERAL HIGHWAY ADMINISTRATION
APPROVAL 03/02/2009	APPROVAL
REVISED	REVISED
REVISED	REVISED
REVISED	REVISED

CHEVRON ALIGNMENT - ROUNDABOUT

SIGN NUMBER

W1-8(1)



SHA REFERENCES

MdMUTCD SECTION -2C.06, 2C.10, 2C.36, 5C.02, 9B.14



W1-8L

W1-8R
CHEVRON ALIGNMENT

SHA REFERENCES

MdMUTCD SECTION -2C.06, 2C.10, 2C.36, 5C.02, 9B.14

C

A	B	C	D	E	F
12	18	6	9	.5	1.5
18	24	9	12	.75	1.5
24	30	12	15	.875	1.5
30	36	15	18	1	1.875
36	48	18	24	1.125	2.25

WARNING SIGN COLORS:

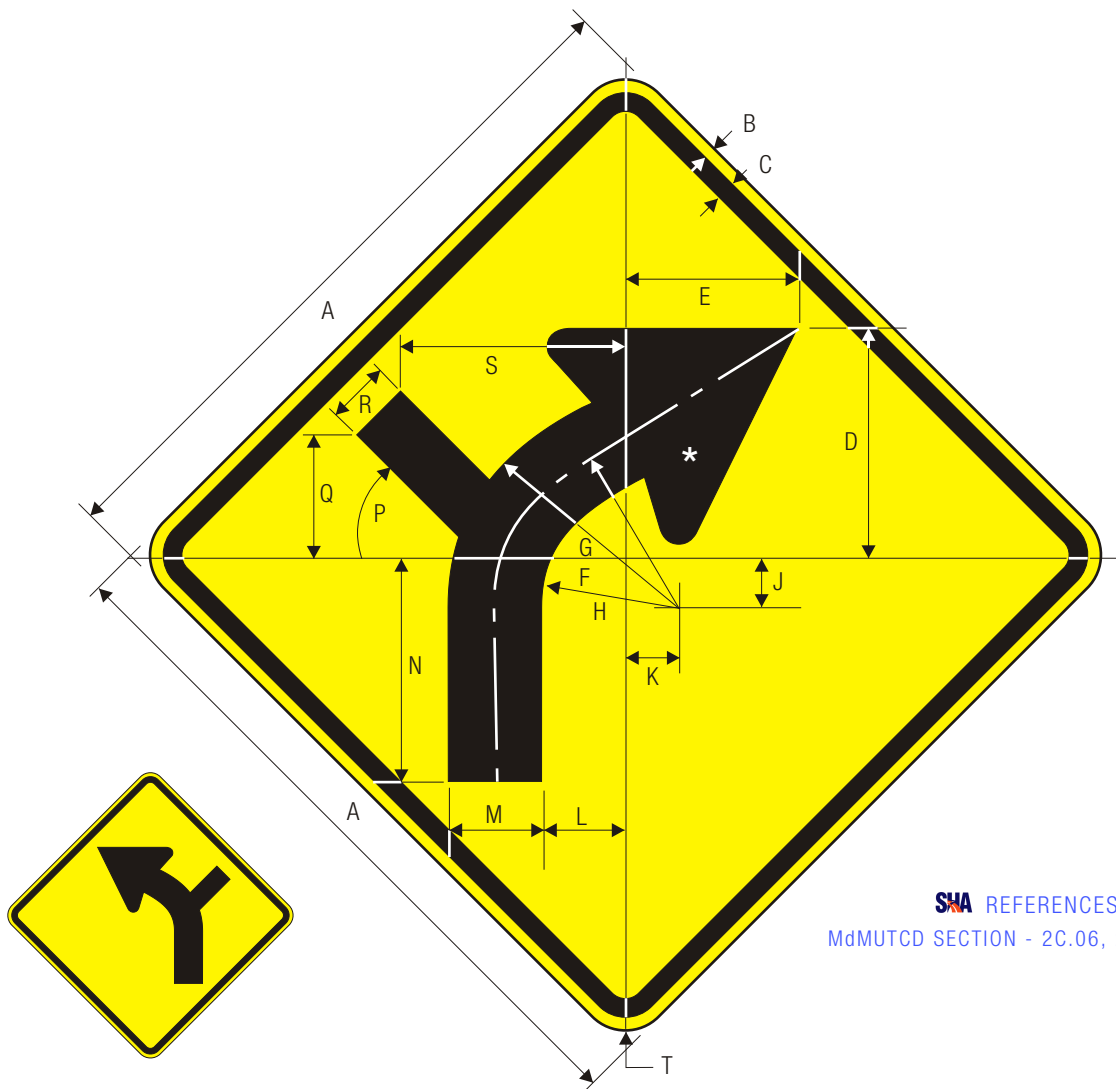
LEGEND - BLACK

SHA BACKGROUND- FLUORESCENT YELLOW
(RETROREFLECTIVE)

TTC SIGN COLORS:

LEGEND - BLACK

SHA BACKGROUND- FLUORESCENT ORANGE (RETROREFLECTIVE)



W1-10L

W1-10R

SHA REFERENCES

HORIZONTAL ALIGNMENT

SHA REFERENCES

MdMUTCD SECTION - 2C.06, 2C.08, 9B.14

MdMUTCD SECTION - 2C.06, 2C.08, 9B.14

SHA FOR ARROWHEAD DIMENSIONS REFER TO STANDARD ARROW DETAILS IN APPENDIX-ARROWS SECTION FROM FHWA'S STANDARD HIGHWAY SIGNS BOOK-APPENDIX SECTION.

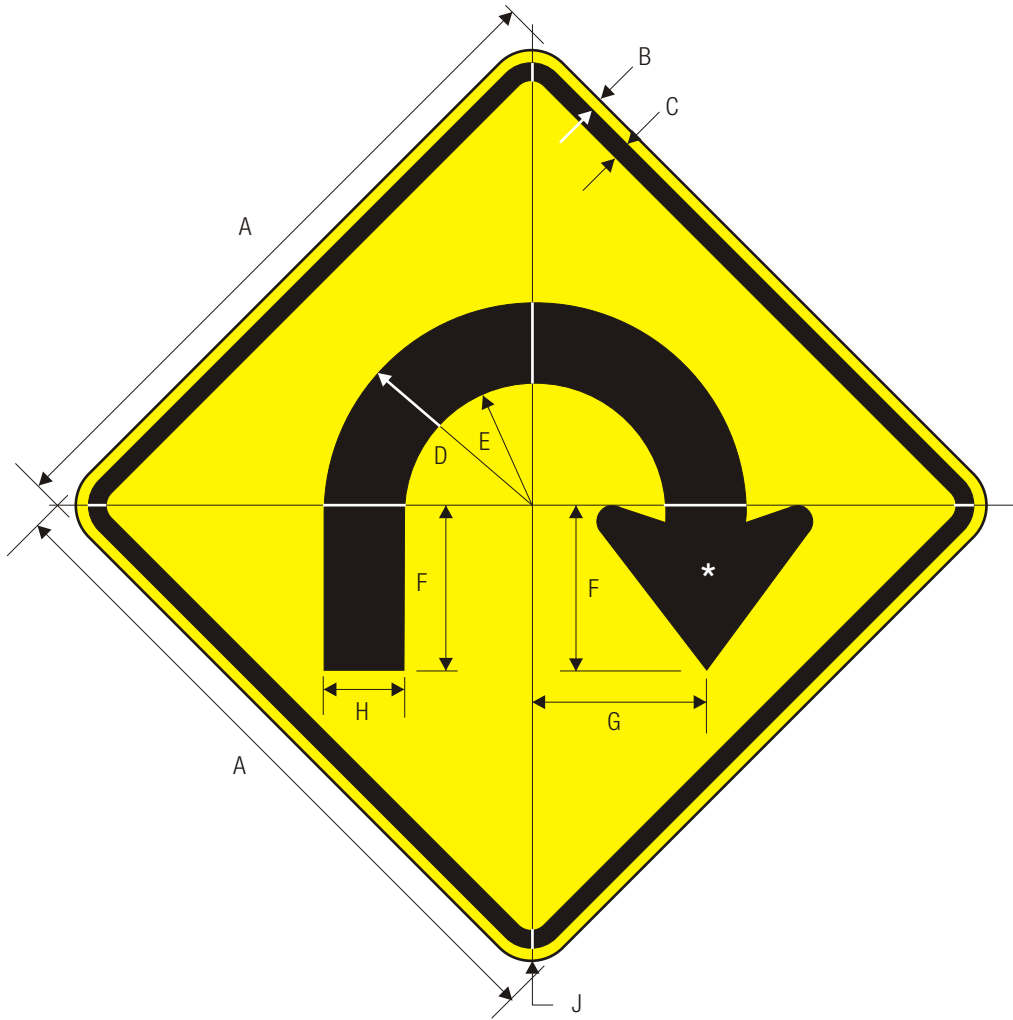
C

A	B	C	D	E	F	G	H	J	K	L	M
18	.375	.625	5.844	4.523	5.844	4.643	3.442	1.361	1.401	2.121	2.401
24	.375	.625	7.285	5.604	7.285	5.784	4.283	1.721	1.761	2.601	3
30	.5	.75	9.727	7.525	9.807	7.805	5.804	2.241	2.321	3.482	4
36	.625	.875	12.169	9.367	12.209	9.707	7.205	2.842	2.922	4.363	5
48	.75	1.25	17	13.129	17	13.510	10	3.963	4.083	6.084	7

N	P	Q	R	S	T
5.844	45°	3.082	1.601	5.764	1.5
7.285	45°	4.123	2	7.685	1.5
9.727	45°	5.163	2.601	9.607	1.875
12.169	45°	6.204	3	11.528	2.25
17	45°	8.286	4	15.371	3

COLORS: LEGEND — BLACK

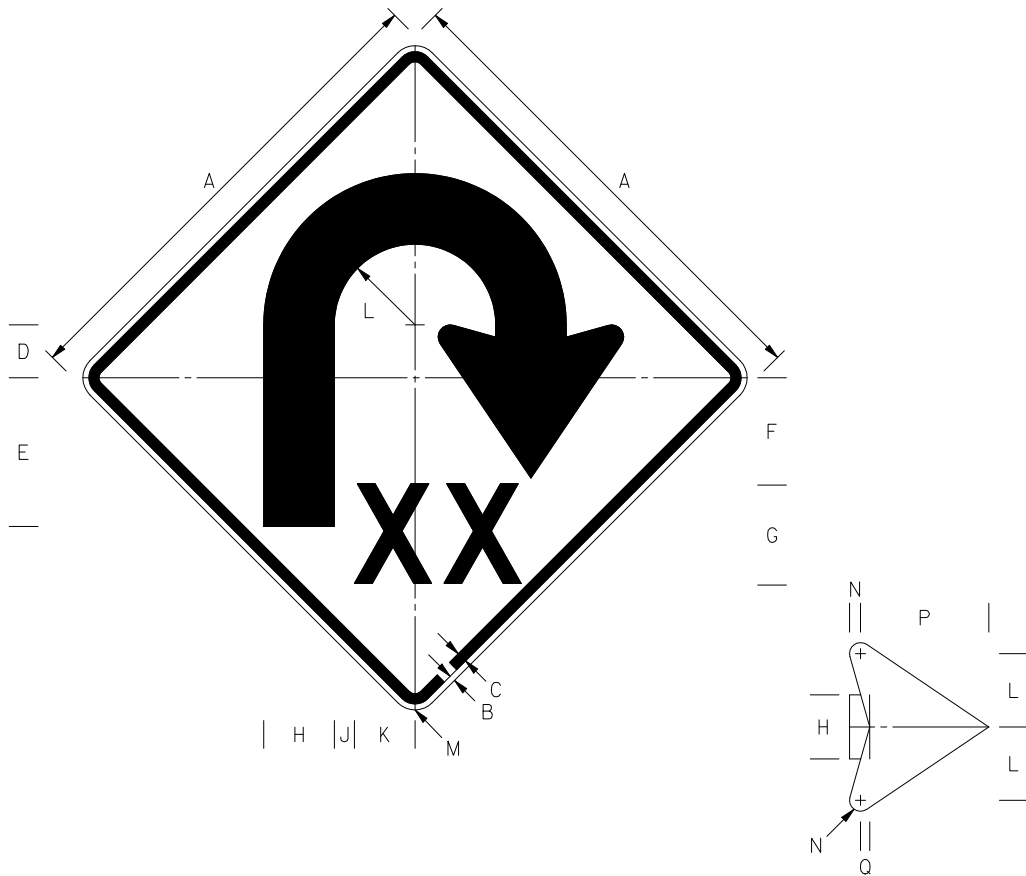
SHA BACKGROUND— FLUORESCENT YELLOW (RETROREFLECTIVE)



W1-11
HAIRPIN CURVE

SHA * FOR ARROWHEAD DIMENSIONS REFER TO STANDARD ARROW DETAILS IN APPENDIX-ARROWS SECTION FROM FHWA'S STANDARD HIGHWAY SIGNS BOOK-APPENDIX SECTION.

	A	B	C	D	E	F	G	H	J
C	30	.5	.75	9.407	5.804	7.365	7.845	3.603	1.875
	36	.625	.875	11.288	6.965	8.846	9.407	4.323	2.25
	48	.75	1.25	15.051	9.287	11.768	12.569	5.764	3



SIGN SIZE	DIMENSIONS (INCHES)							
	A	B	C	D	E	F	G	H
SPECIAL I	60	3/4	1-1/4	6-9/16	18-7/16	13-1/2	12E	8-3/4
SPECIAL II	72	1	1-1/4	8-3/8	21-5/8	15-1/2	15E	10-1/2
SPECIAL III	96	1-1/4	1-1/2	12-1/2	27-1/2	19-1/2	20E	14

SIGN SIZE	DIMENSIONS (INCHES)						
	J	K	L	M	N	P	Q
SPECIAL I	2-1/2	7-1/2	10	3	1-1/2	17-1/2	1-1/4
SPECIAL II	3	9	12	3	2	21	1-1/2
SPECIAL III	4	12	16	4	2-1/2	28	2

REFERENCES

MdMUTCD SECTION - 2C.06, 2C.07

COLORS

LEGEND - BLACK
BACKGROUND - FLUORESCENT YELLOW

APPROVED Tom Hicks (signature on file)
DIRECTOR - OFFICE OF TRAFFIC AND SAFETY

Maryland Department of Transportation
STATE HIGHWAY ADMINISTRATION
MARYLAND STANDARD HIGHWAY SIGNS

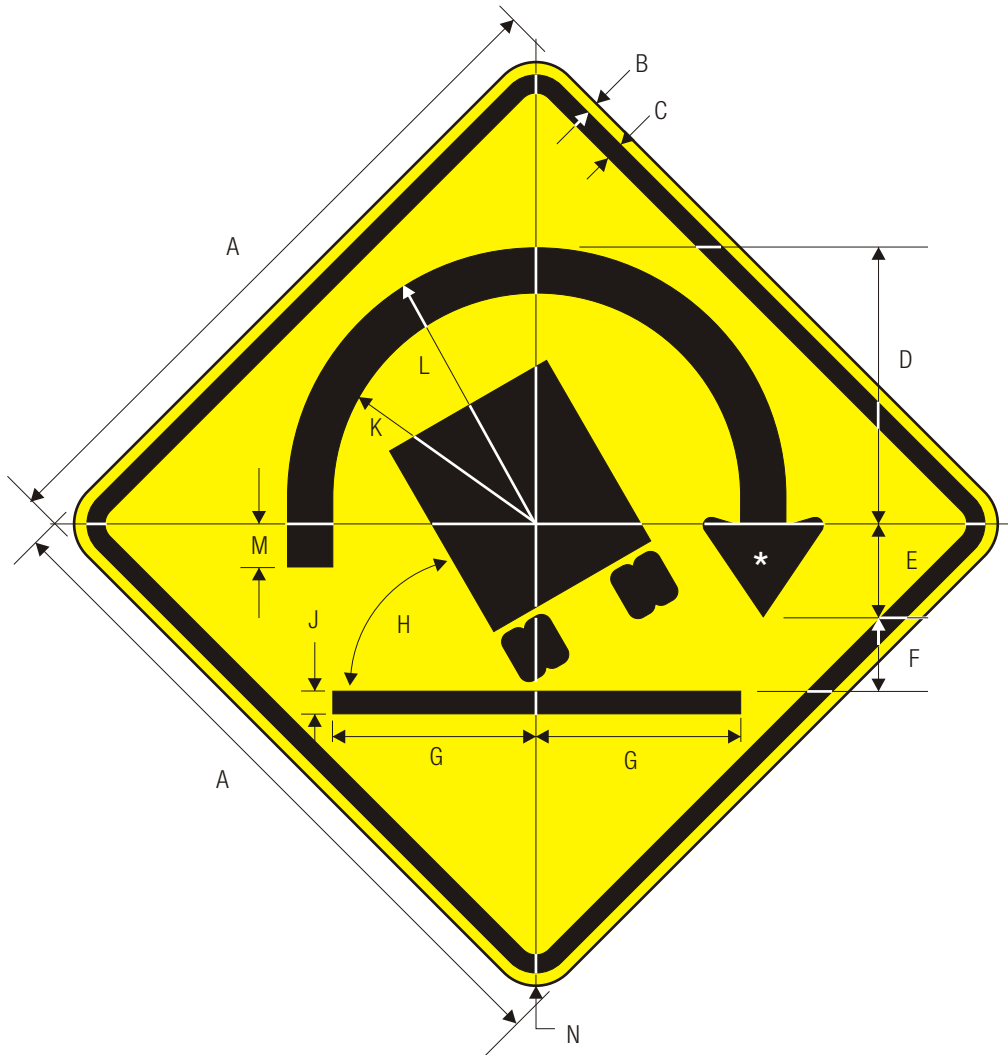
180 CURVE ADVISORY SPEED



APPROVAL • SHA REVISIONS	APPROVAL • FEDERAL HIGHWAY ADMINISTRATION
APPROVAL 03/02/2009	APPROVAL
REVISED	REVISED
REVISED	REVISED
REVISED	REVISED

SIGN NUMBER

W1-11(1)(L&R)



W1-13

TRUCK ROLLOVER

SHA * FOR ARROWHEAD DIMENSIONS REFER TO STANDARD ARROW DETAILS IN APPENDIX-ARROWS SECTION FROM FHWA'S STANDARD HIGHWAY SIGNS BOOK-APPENDIX SECTION. FOR SYMBOL DESIGN REFER TO THE APPENDIX-GRID SECTION FROM FHWA'S STANDARD HIGHWAY SIGNS BOOK -APPENDIX SECTION

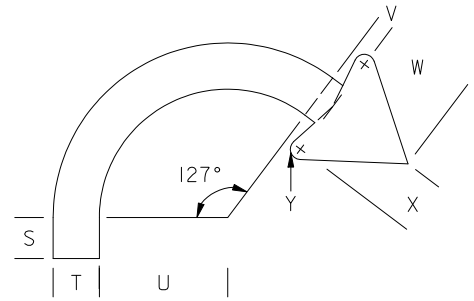
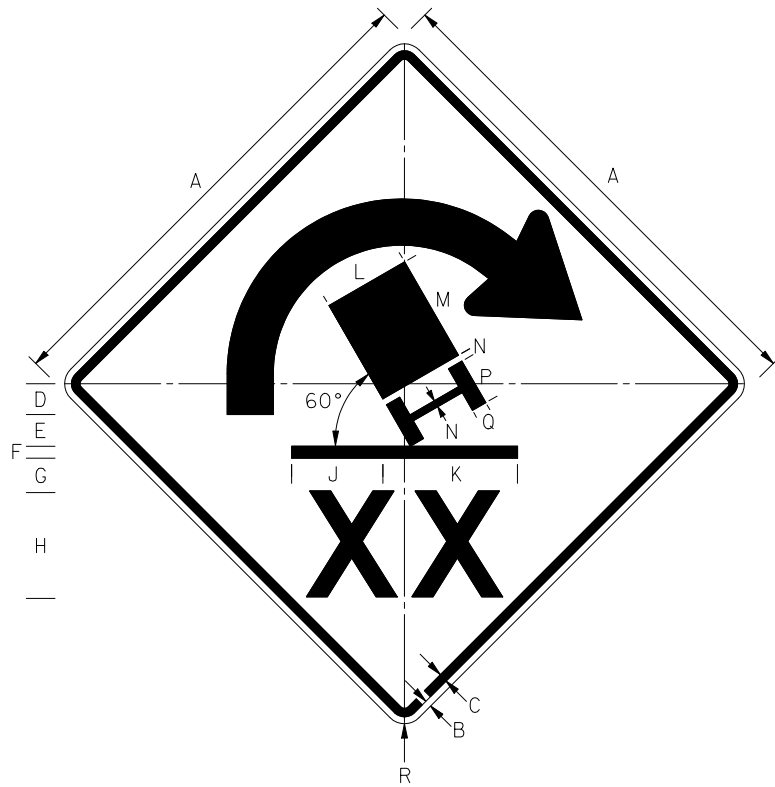
	A	B	C	D	E	F	G	H	J	K	L	M	N
C	30	.5	.75	12.209	4.123	3.322	9.046	60°	.960	10.207	12.209	1.921	1.875
	36	.625	.875	14.651	4.963	4	10.848	60°	1.160	12.249	14.651	2.321	2.25
	48	.75	1.25	19.534	6.605	5.324	14.491	60°	1.521	16.332	19.534	3.082	3

SHA REFERENCES

MdMUTCD SECTION - 2C.11, 9B.14

COLORS: SYMBOL — BLACK

SHA BACKGROUND— FLUORESCENT YELLOW (RETROREFLECTIVE)



SIGN SIZE	DIMENSIONS (INCHES)											
	A	B	C	D	E	F	G	H	J	K	L	M
SPECIAL I	60	3/4	1-1/4	3-3/4	3-3/4	1-1/2	4-3/8	12E	10-3/4	16-3/4	10-5/8	13-1/8
STD	72	1	1-1/4	4-1/2	4-5/8	1-3/4	5-1/4	15E	13.33	19.67	12-3/4	15-3/4
EXPWY	96	1-1/4	1-1/2	7	6-1/8	2	7	20E	17.2	26.8	17	21

SIGN SIZE	DIMENSIONS (INCHES)											
	N	P	Q	R	S	T	U	V	W	X	Y	
SPECIAL I	7/8	5-13/16	1-7/8	3	5	5-5/8	15-5/8	2-3/4	11-1/2	6-1/2	1-1/4	
STD	1	7	2-1/4	3	6	6-3/4	18-3/4	2-1/2	13-13/16	7-3/4	1-1/2	
EXPWY	1-3/8	9-3/8	3	4	8	9	25	2	19-3/4	10-1/8	2	

REFERENCES

MdMUTCD SECTION - 2C.07, 2C.11

COLORS

LEGEND - BLACK

BACKGROUND - FLUORESCENT YELLOW

APPROVED Tom Hicks (signature on file)
DIRECTOR - OFFICE OF TRAFFIC AND SAFETY

Maryland Department of Transportation
STATE HIGHWAY ADMINISTRATION
MARYLAND STANDARD HIGHWAY SIGNS

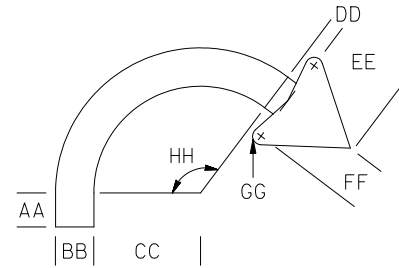
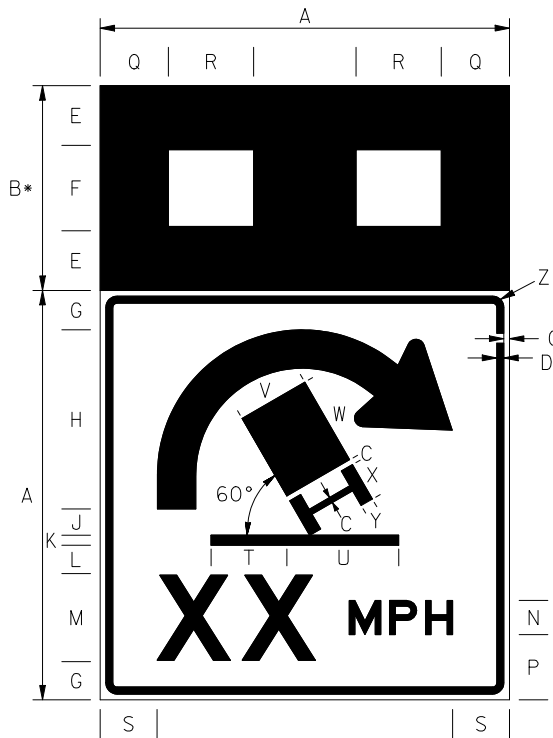


APPROVAL • SHA REVISIONS	APPROVAL • FEDERAL HIGHWAY ADMINISTRATION
APPROVAL 03/02/2009	APPROVAL
REVISED	REVISED
REVISED	REVISED
REVISED	REVISED

CURVE ADVISORY SPEED

SIGN NUMBER

W1-13(1)(L&R)



* OPTIONAL TOP PANEL SHOWN WITH CUTOUTS FOR SIGNALS

SIGN SIZE	DIMENSIONS (INCHES)										
	A	B	C	D	E	F	G	H	J	K	L
STD	72	36*	I	1-1/4	11-1/4	13-1/2	6-15/16	31-1/2	4-5/8	1-3/4	5-1/4

SIGN SIZE	DIMENSIONS (INCHES)										
	M	N	P	Q	R	S	T	U	V	W	X
STD	15E	6E	11-7/16	12	15	10	13.33	19.67	12-3/4	15-3/4	7

SIGN SIZE	DIMENSIONS (INCHES)									
	Y	Z	AA	BB	CC	DD	EE	FF	GG	HH
STD	2-1/4	2	6	6-3/4	18-3/4	2-1/2	13-13/16	7-3/4	1-1/2	127°

REFERENCES

MdMUTCD SECTION - 2C.07, 2C.11

COLORS

LEGEND

TOP - N/A
 BOTTOM - BLACK

BACKGROUND

TOP - BLACK
 BOTTOM - FLUORESCENT YELLOW

APPROVED Tom Hicks (signature on file)
 DIRECTOR - OFFICE OF TRAFFIC AND SAFETY

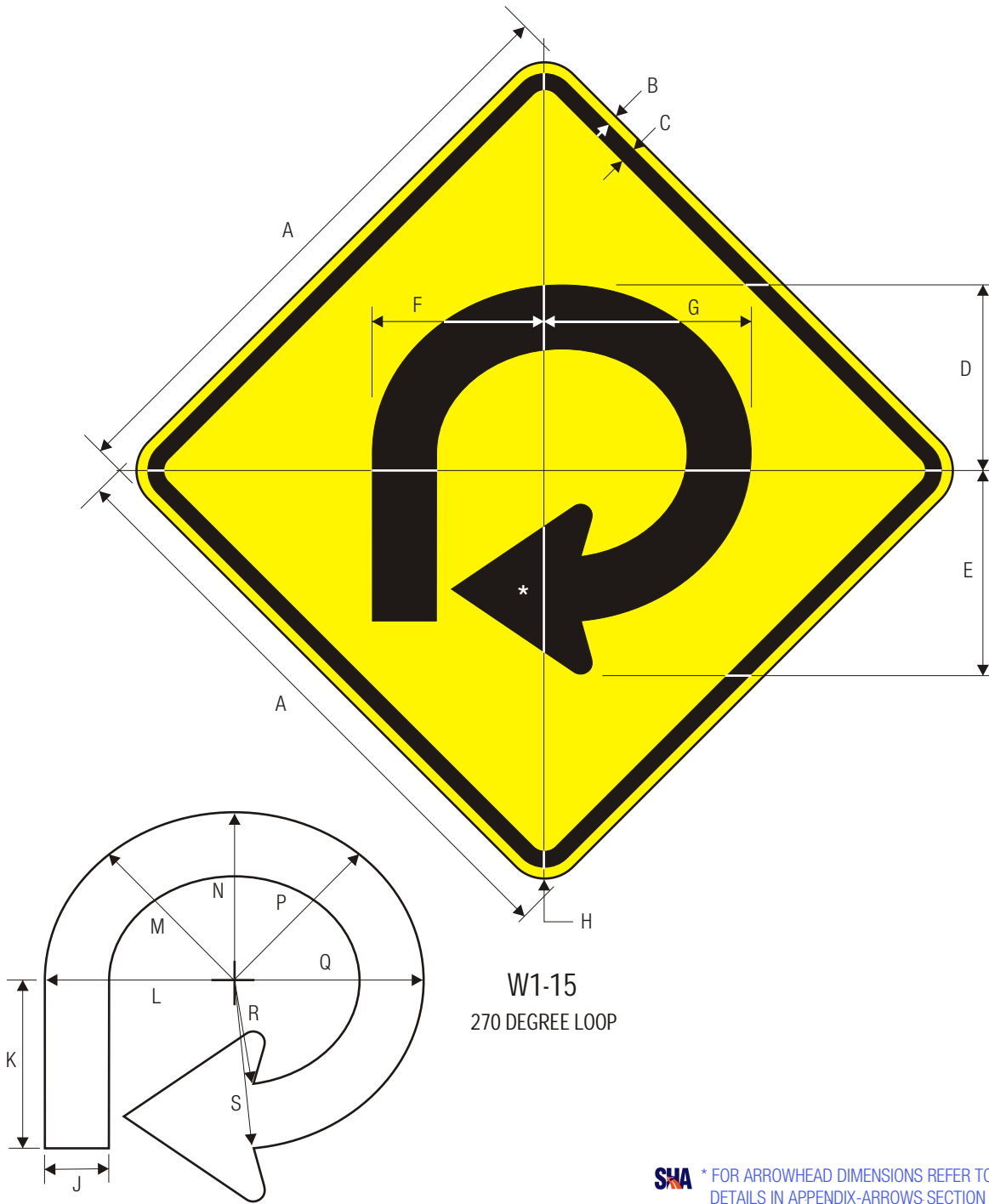


APPROVAL • SHA REVISIONS	APPROVAL • FEDERAL HIGHWAY ADMINISTRATION
APPROVAL 03/02/2009	APPROVAL
REVISED	REVISED
REVISED	REVISED
REVISED	REVISED

Maryland Department of Transportation
STATE HIGHWAY ADMINISTRATION
 MARYLAND STANDARD HIGHWAY SIGNS
RAMP CURVE - TRUCK SPEED ADVISORY
WITH H.I.B.

SIGN NUMBER

W1-13(2)(L&R)



SHA * FOR ARROWHEAD DIMENSIONS REFER TO STANDARD ARROW DETAILS IN APPENDIX-ARROWS SECTION FROM FHWA'S STANDARD HIGHWAY SIGNS BOOK-APPENDIX SECTION.

C

A	B	C	D	E	F	G	H	J	K	L	M
30	.5	.75	9.287	10.167	8.606	10.327	1.875	3.202	8.406	9.447	8.966
36	.625	.875	11.128	12.209	10.327	12.409	2.25	3.842	10.087	11.328	10.768
48	.75	1.25	14.851	16.252	13.770	16.532	3	5.123	13.450	15.131	14.330

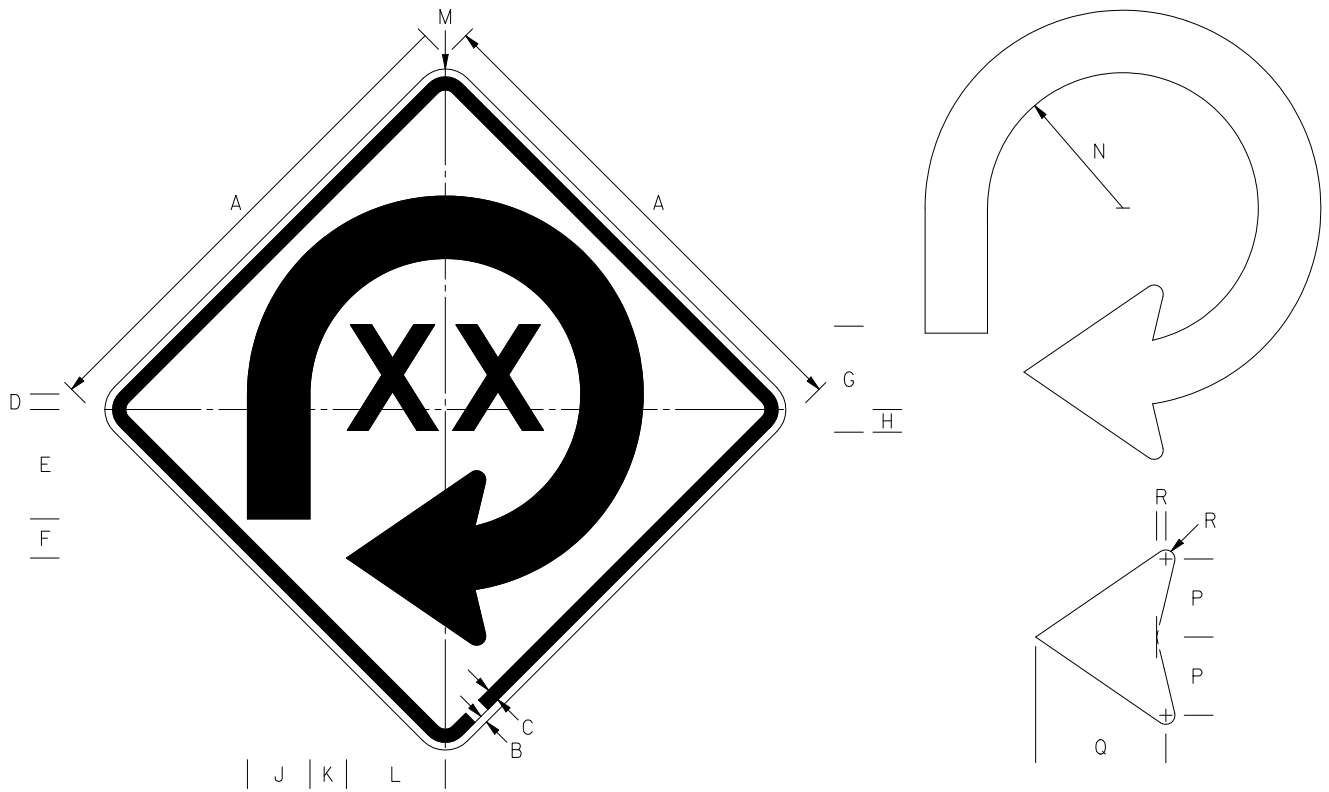
N	P	Q	R	S
8.366	8.966	9.447	5.284	8.486
10.047	10.768	11.328	6.324	10.167
13.370	14.330	15.131	8.446	13.570

COLORS: LEGEND – BLACK

SHA BACKGROUND – FLUORESCENT YELLOW (RETROREFLECTIVE)

SHA REFERENCES

MdMUTCD SECTION - 2C.06, 2C.07, 9B.14



SIGN SIZE	DIMENSIONS (INCHES)							
	A	B	C	D	E	F	G	H
SPECIAL I	60	3/4	1-1/4	1-7/8	13-1/8	4-5/8	12E	2-1/2
SPECIAL II	72	1	1-1/4	2-1/4	15-3/4	5-5/8	15E	3
SPECIAL III	96	1-1/4	1-1/2	3	21	7-1/2	20E	4

SIGN SIZE	DIMENSIONS (INCHES)							
	J	K	L	M	N	P	Q	R
SPECIAL I	7-1/2	4-3/8	11-7/8	3	16-1/4	9-3/4	15-9/16	1-3/32
SPECIAL II	9	5-1/4	14-1/4	3	19-1/2	11-1/4	18-3/4	1-5/16
SPECIAL III	12	7	19	4	26	15	25	1-3/4

REFERENCES

MdMUTCD SECTION - 2C.06, 2C.07

COLORS

LEGEND - BLACK
BACKGROUND - FLUORESCENT YELLOW

APPROVED Tom Hicks (signature on file)
DIRECTOR - OFFICE OF TRAFFIC AND SAFETY

Maryland Department of Transportation
STATE HIGHWAY ADMINISTRATION
MARYLAND STANDARD HIGHWAY SIGNS

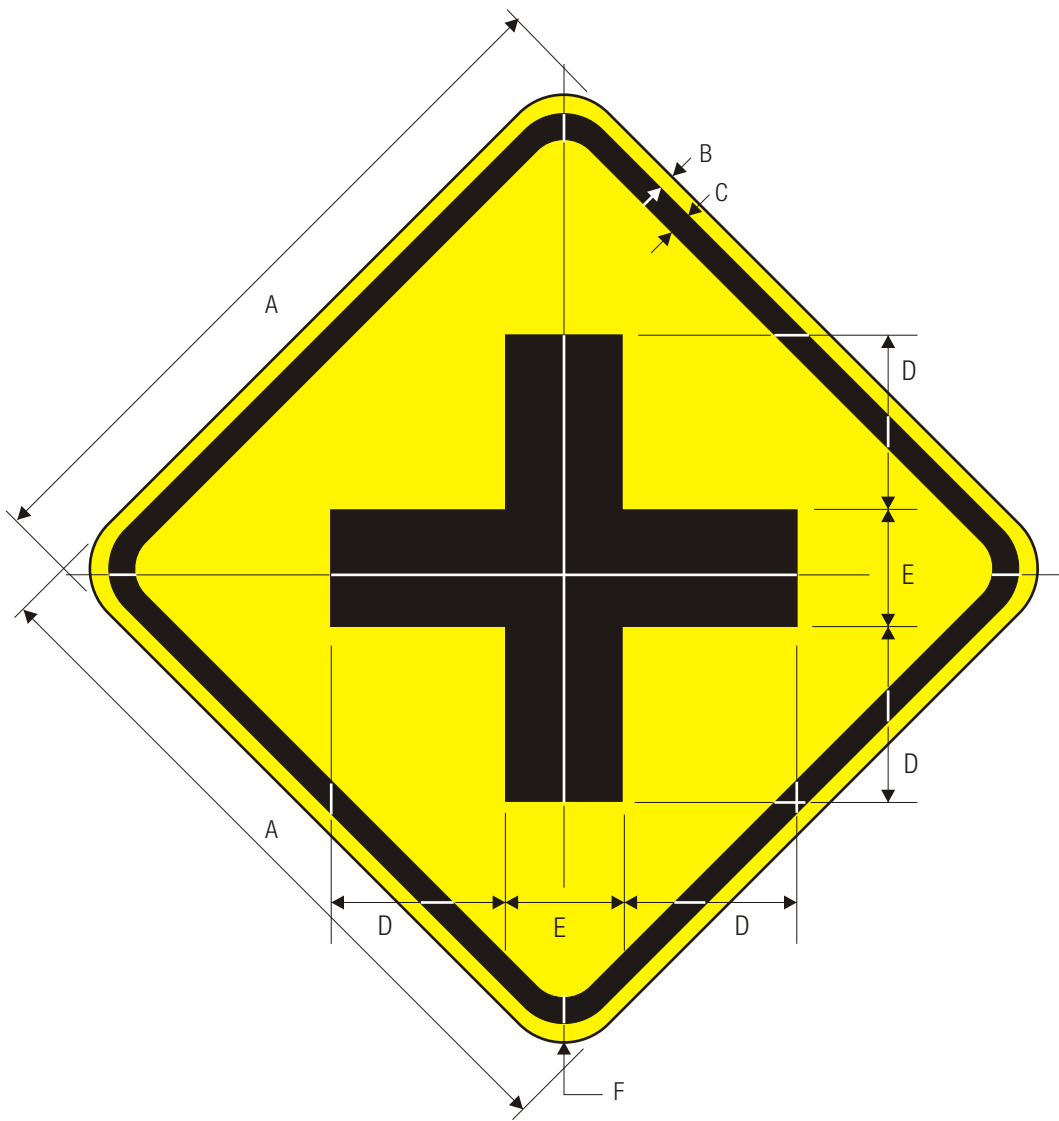
FULL CURVE ADVISORY SPEED



APPROVAL • SHA REVISIONS	APPROVAL • FEDERAL HIGHWAY ADMINISTRATION
APPROVAL 03/02/2009	APPROVAL
REVISED	REVISED
REVISED	REVISED
REVISED	REVISED

SIGN NUMBER

W1-15(1)(L&R)



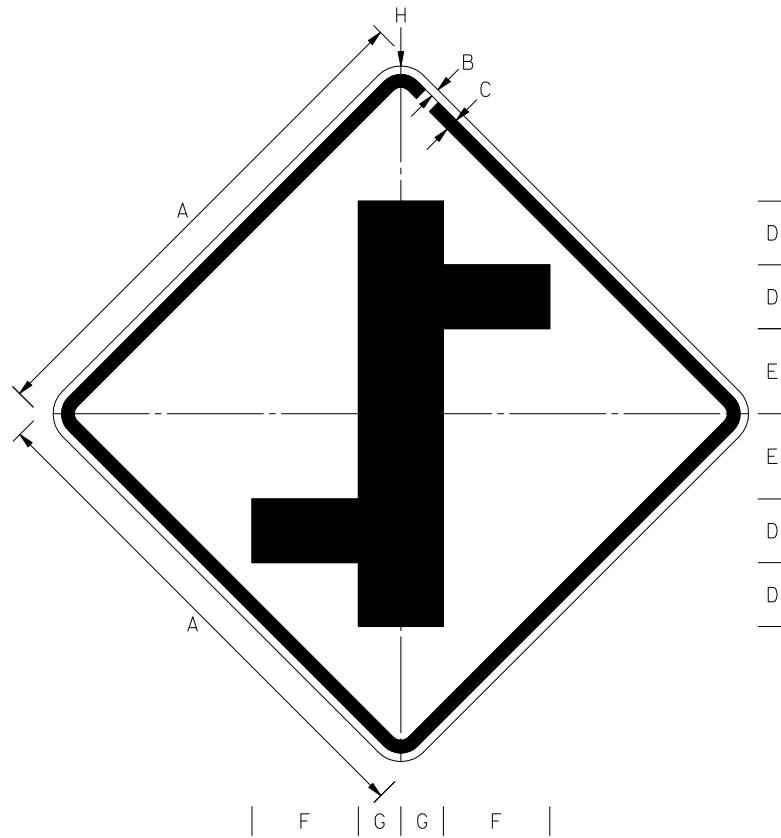
W2-1
CROSS ROAD

	A	B	C	D	E	F
	18	.375	.625	6	3	1.5
	24	.375	.625	8	4	1.5
C	30	.5	.75	10	5	1.875
	36	.625	.875	12	6	2.25
	48	.75	1.25	16	8	3

COLORS: LEGEND — BLACK
 SHA BACKGROUND— FLUORESCENT YELLOW (RETROREFLECTIVE)

SHA REFERENCES

MdMUTCD SECTION - 2C.37, 2C.49, 5C.03, 9B.15



SIGN SIZE	DIMENSIONS (INCHES)							
	A	B	C	D	E	F	G	H
BIKE	18	3/8	5/8	2-1/4	3	3-3/4	1-1/2	1-1/2
MIN	24	3/8	5/8	3	4	5	2	1-1/2
STD	30	1/2	3/4	3-3/4	5	6-1/4	2-1/2	1-7/8
EXPWY	36	5/8	7/8	4-1/2	6	7-1/2	3	2-1/4
SPECIAL	48	3/4	1-1/4	6	8	10	4	3

REFERENCES

MdMUTCD SECTION - 2C.37

COLORS

LEGEND - BLACK

BACKGROUND - FLUORESCENT YELLOW

APPROVED Tom Hicks (signature on file)
DIRECTOR - OFFICE OF TRAFFIC AND SAFETY

Maryland Department of Transportation
STATE HIGHWAY ADMINISTRATION
MARYLAND STANDARD HIGHWAY SIGNS



APPROVAL • SHA REVISIONS	APPROVAL • FEDERAL HIGHWAY ADMINISTRATION
APPROVAL 03/02/2009	APPROVAL
REVISED	REVISED
REVISED	REVISED
REVISED	REVISED

OFFSET CROSS ROADS

SIGN NUMBER

W2-1(1)



SIGN SIZE	DIMENSIONS (INCHES)										
	A	B	C	D	E	F	G	H	J	K	L
STD	60	48	3/4	1-1/4	4-1/4	6D	2-1/2	6C	3	4D	5-1/4

REFERENCES

MdMUTCD SECTION - 2C.37

COLORS

LEGEND - BLACK

BACKGROUND - FLUORESCENT YELLOW

APPROVED Tom Hicks (signature on file)
DIRECTOR - OFFICE OF TRAFFIC AND SAFETY



APPROVAL • SHA REVISIONS	APPROVAL • FEDERAL HIGHWAY ADMINISTRATION
APPROVAL 03/02/2009	APPROVAL
REVISED	REVISED
REVISED	REVISED
REVISED	REVISED

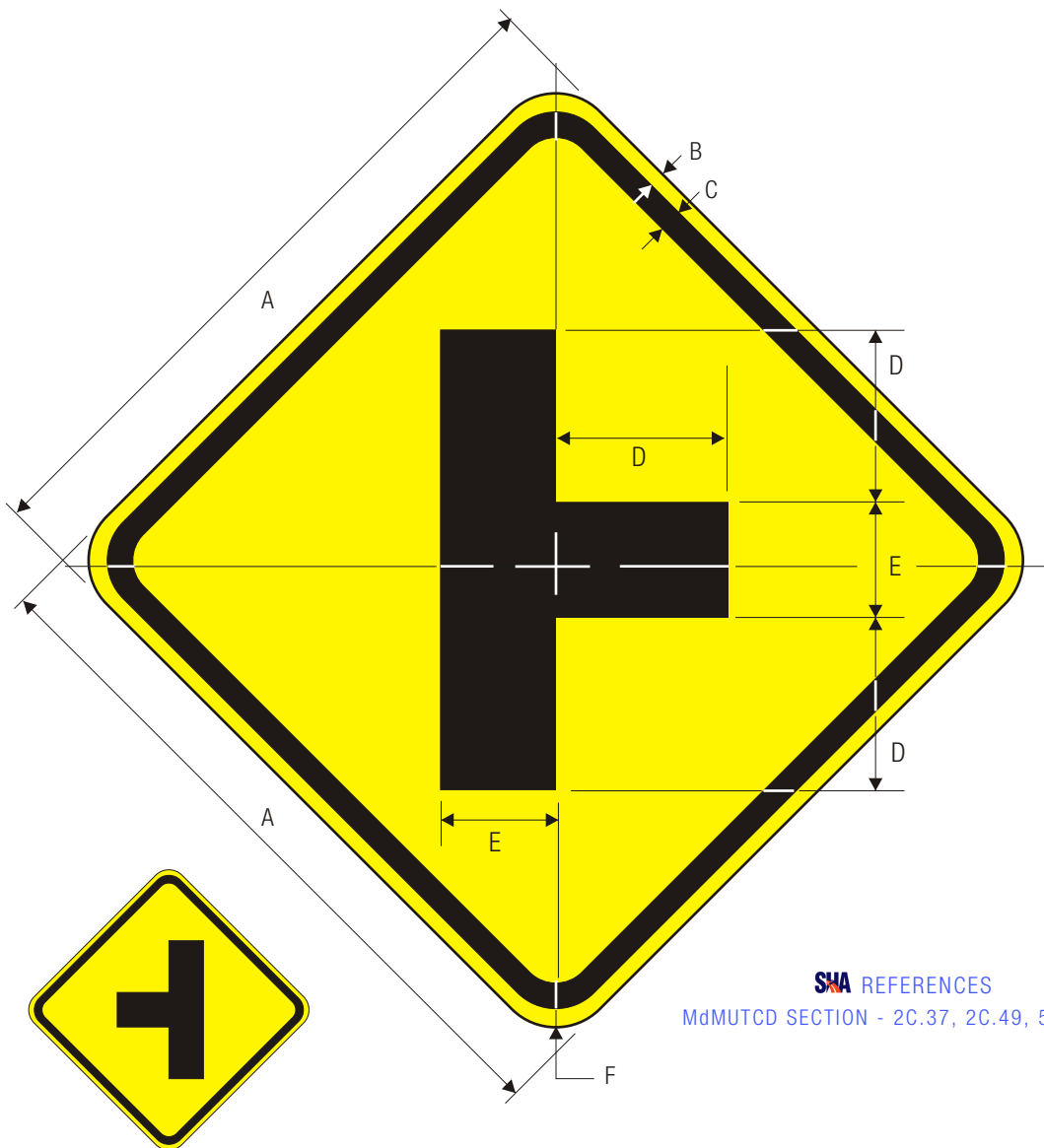
Maryland Department of Transportation
STATE HIGHWAY ADMINISTRATION

MARYLAND STANDARD HIGHWAY SIGNS

WARNING CROSS ROADS DRIVEWAYS
NEXT X MILES

SIGN NUMBER

W2-1(2)



SHA REFERENCES
MdMUTCD SECTION - 2C.37, 2C.49, 5C.03, 9B.15

W2-2L

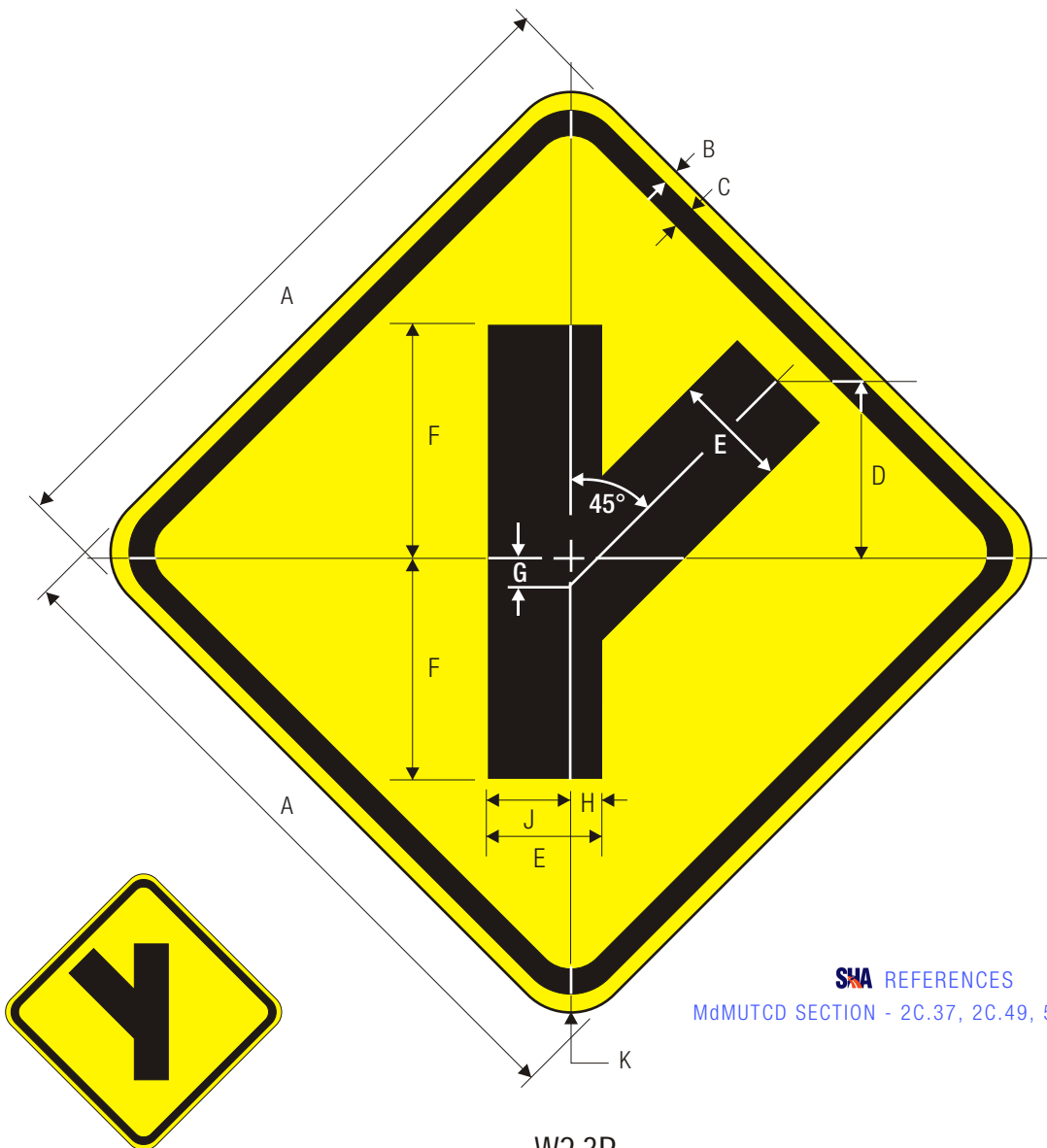
W2-2R
SIDE ROAD

SHA REFERENCES
MdMUTCD SECTION - 2C.37, 2C.49, 5C.03, 9B.15

C

A	B	C	D	E	F
18	.375	.625	6	3	1.5
24	.375	.625	8	4	1.5
30	.5	.75	10	5	1.875
36	.625	.875	12	6	2.25
48	.75	1.25	16	8	3

COLORS: LEGEND — BLACK
SHA BACKGROUND— FLUORESCENT YELLOW (RETROREFLECTIVE)



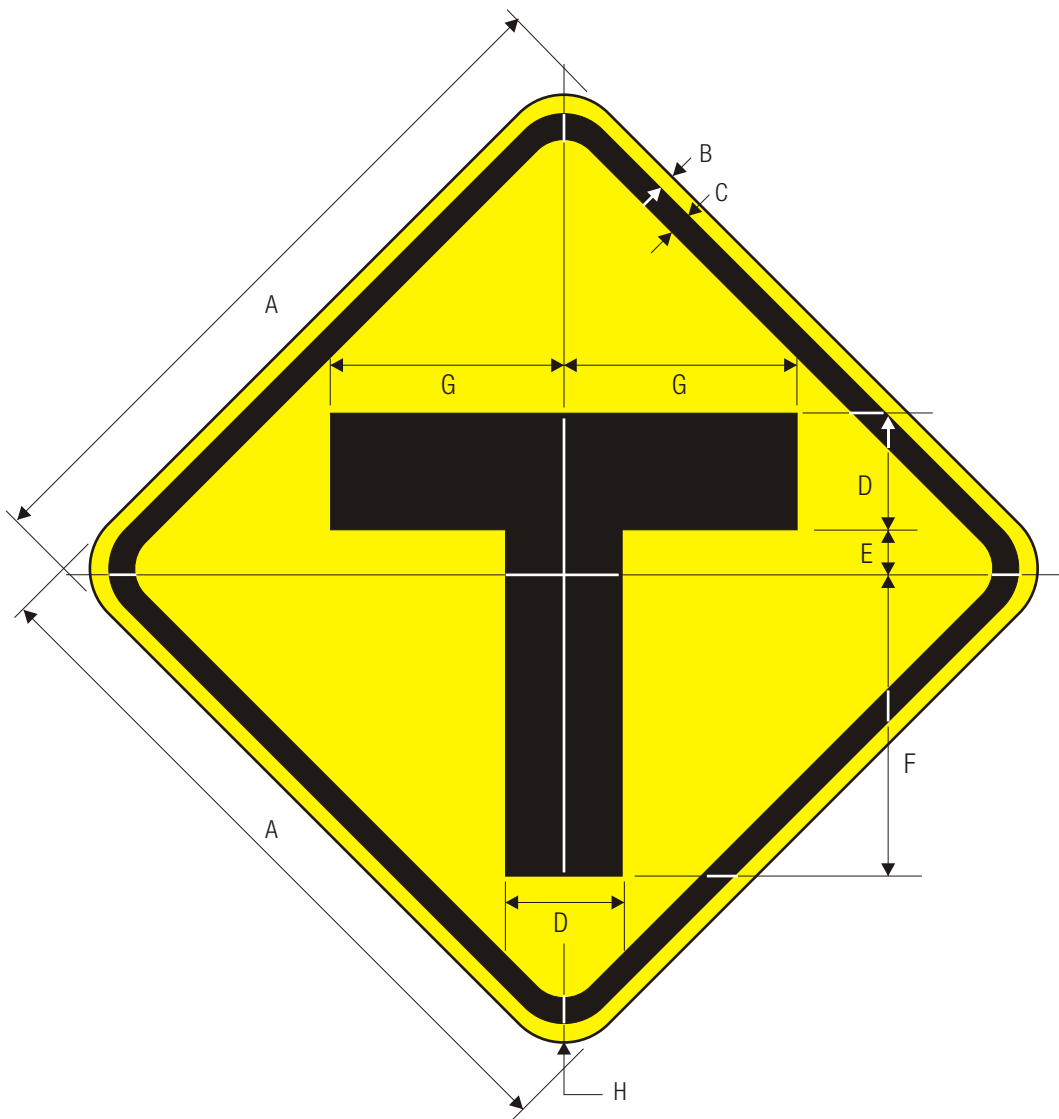
SHA REFERENCES
MdMUTCD SECTION - 2C.37, 2C.49, 5C.03, 9B.15

W2-3L
W2-3R
SIDE ROAD

SHA REFERENCES
MdMUTCD SECTION - 2C.37, 2C.49, 5C.03, 9B.15

	A	B	C	D	E	F	G	H	J	K
	18	.375	.625	5	3	7.75	.375	.75	2.25	1.5
	24	.375	.625	6.656	4	10	.563	1	3	1.5
C	30	.5	.75	8.313	5	12.5	.688	1.25	3.75	1.875
	36	.625	.875	10	6	15	.844	1.5	4.5	2.25
	48	.75	1.25	13.313	8	20	1.125	2	6	3

COLORS: LEGEND — BLACK
SHA BACKGROUND—FLUORESCENT YELLOW (RETROREFLECTIVE)



W2-4

T-SYMBOL

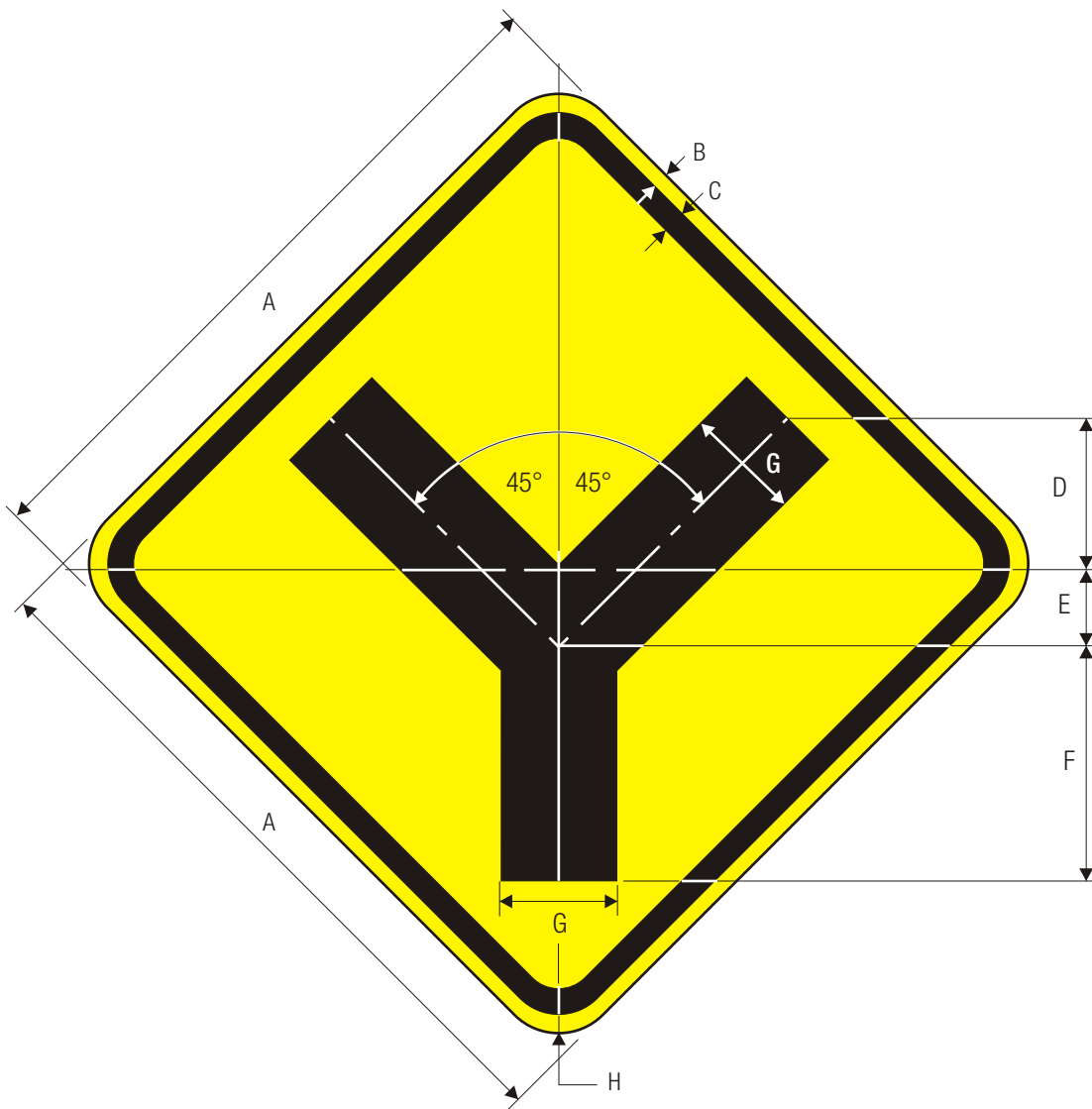
	A	B	C	D	E	F	G	H
	18	.375	.625	3	1.25	8.375	6.375	1.5
	24	.375	.625	4	1.5	11	8.5	1.5
C	30	.5	.75	5	1.875	13.75	10.625	1.875
	36	.625	.875	6	2.25	16.5	12.75	2.25
	48	.75	1.25	8	3	22	17	3

COLORS: LEGEND — BLACK

SHA BACKGROUND— FLUORESCENT YELLOW (RETROREFLECTIVE)

SHA REFERENCES

MdMUTCD SECTION - 2C.37, 2C.49, 5C.03, 9B.15



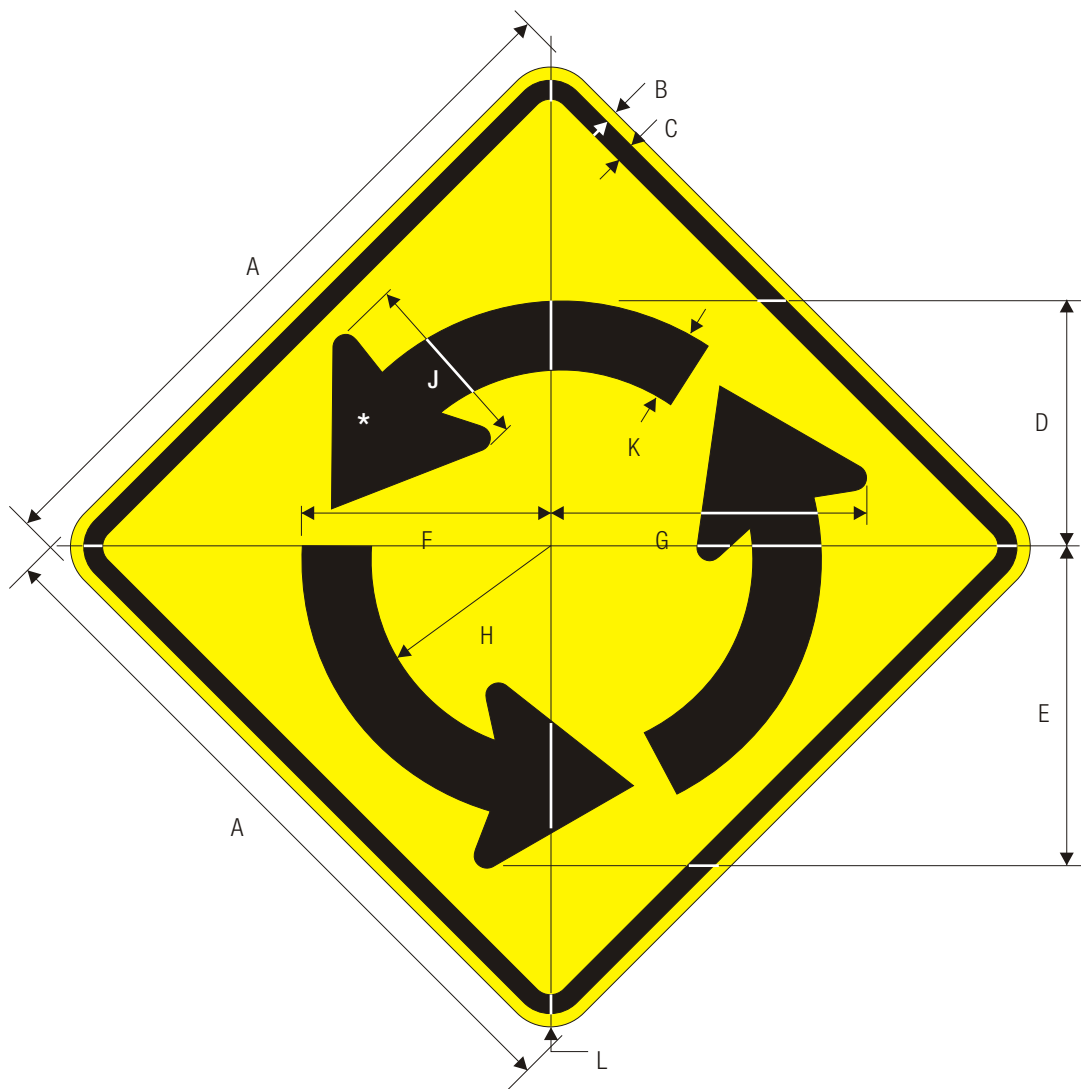
W2-5
Y-SYMBOL

	A	B	C	D	E	F	G	H
	18	.375	.625	4.5	1.75	6.75	3	1.5
	24	.375	.625	5.906	2.406	9.094	4	1.5
C	30	.5	.75	7.375	3	11.375	5	1.875
	36	.625	.875	8.844	3.594	13.656	6	2.25
	48	.75	1.25	11.813	4.813	18.188	8	3

COLORS: LEGEND — BLACK
SHA BACKGROUND— FLUORESCENT YELLOW (RETROREFLECTIVE)

SHA REFERENCES

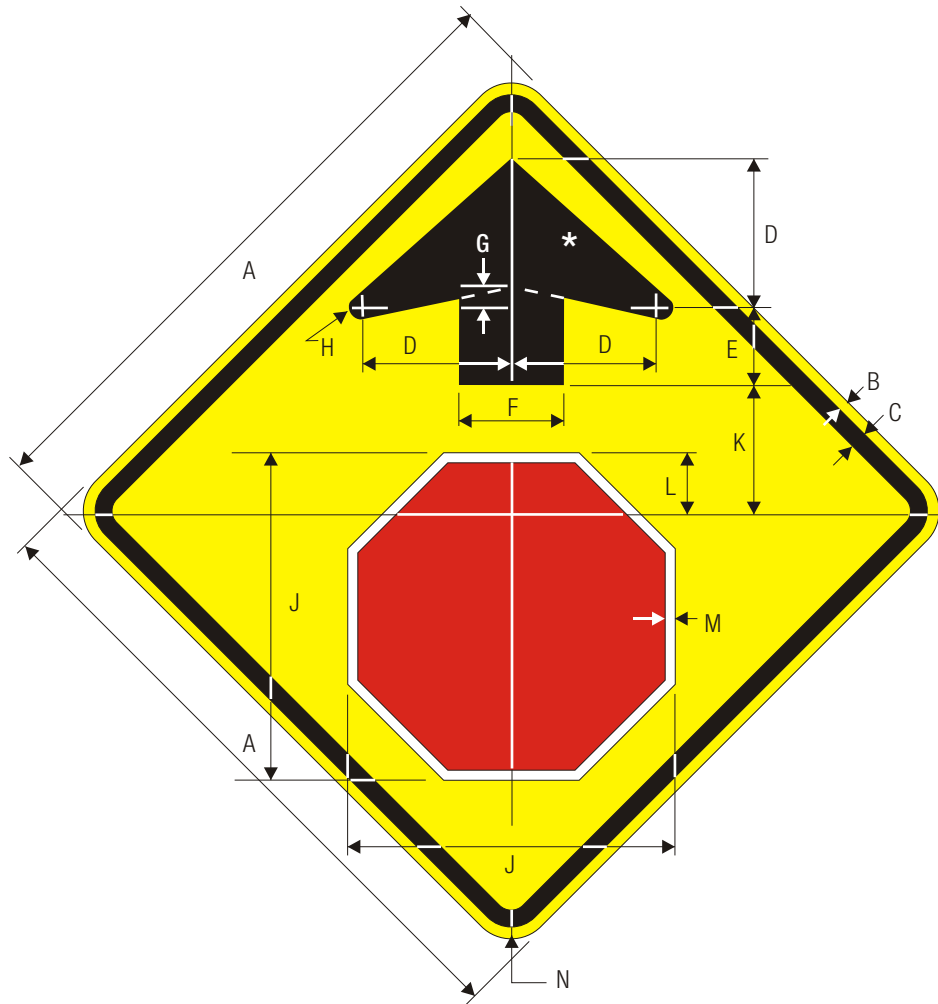
MdMUTCD SECTION - 2C.37, 2C.49, 5C.03, 9B.15



W2-6
CIRCULAR INTERSECTION

*FOR SYMBOL DESIGN REFER TO THE APPENDIX-GRID SECTION FROM FHWA'S STANDARD HIGHWAY SIGNS BOOK -APPENDIX SECTION

A	B	C	D	E	F	G	H	J	K	L
24	.375	.625	8.406	10.808	8.406	10.848	6.028	6.18	2.378	1.5
30	.5	.75	10.487	13.490	10.487	13.570	7.549	7.725	2.938	1.875
36	.625	.875	12.569	16.172	12.569	16.292	9.043	9.27	3.526	2.25
48	.75	1.25	16.812	21.616	16.812	21.696	12.056	12.36	4.756	3



W3-1

STOP AHEAD

*FOR ARROWHEAD DIMENSIONS REFER TO ARROWS FOR GUIDE SIGNS DOWN-ARROW DETAIL IN APPENDIX-ARROW SECTION FROM FWHA'S STANDARD HIGHWAY SIGNS BOOK-APPENDIX SECTION

A	B	C	D	E	F	G	H	J	K	L	M	N
18	.375	.625	4.5	2.25	3	.375	.187	9.5	3	1.75	.313	1.5
24	.375	.625	6	3	4	.5	.25	12.562	5	2.25	.375	1.5
30	.5	.75	7.5	3.75	5	.625	.313	15.75	6.25	2.875	.5	1.875
36	.625	.875	9	4.5	6	.75	.375	19	7.5	3.5	.625	2.25
48	.75	1.25	12	6	8	1	.5	25.125	10	4.5	.75	3

WARNING SIGN COLORS:

BORDER & ARROW – BLACK

SYMBOL – WHITE BORDER / RED BACKGROUND (RETROREFLECTIVE)

SHA BACKGROUND – FLUORESCENT YELLOW (RETROREFLECTIVE)

TTC COLORS:

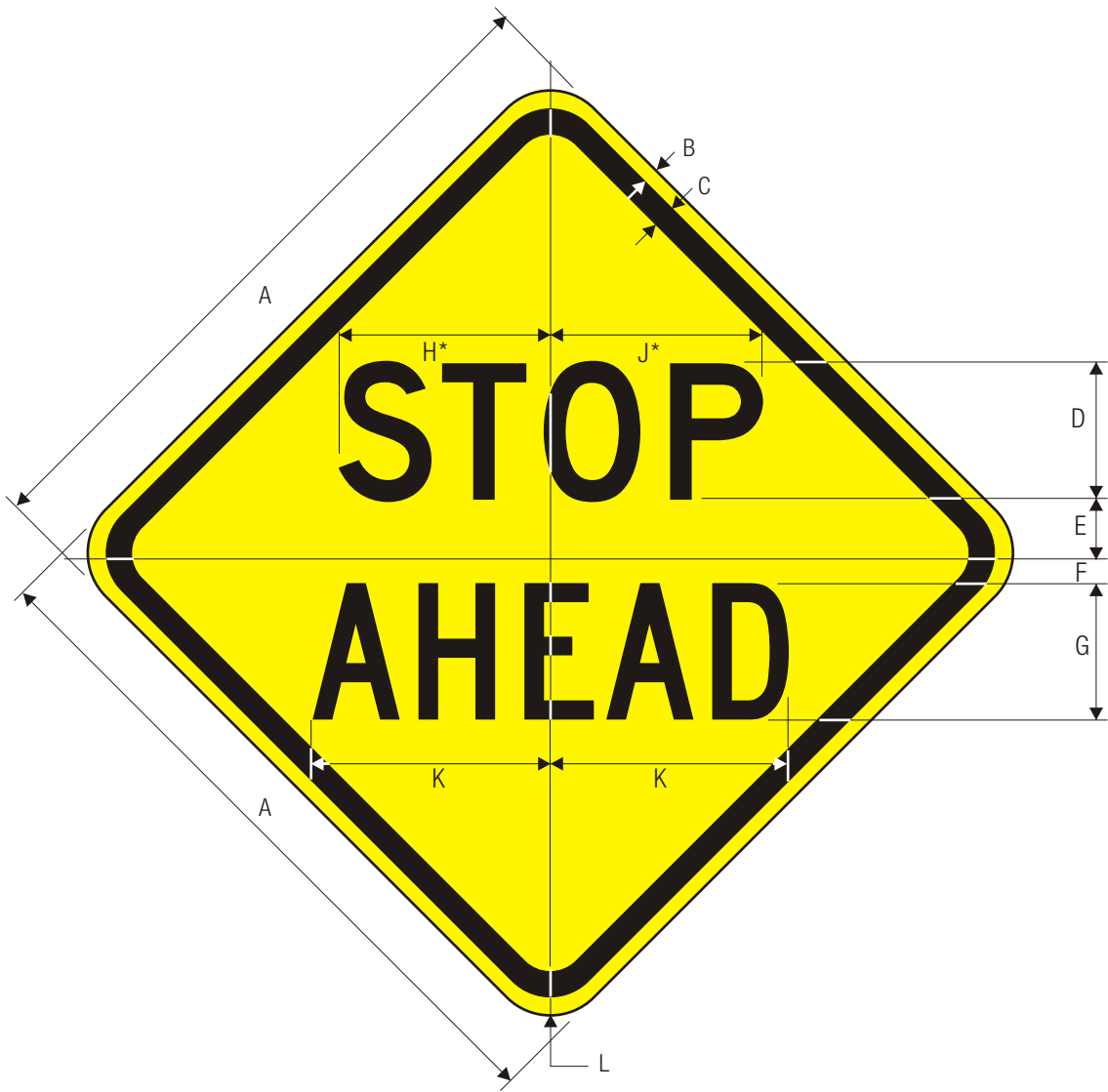
BORDER & ARROW – BLACK

SYMBOL – WHITE BORDER / RED BACKGROUND (RETROREFLECTIVE)

SHA BACKGROUND – FLUORESCENT ORANGE (RETROREFLECTIVE)

SHA REFERENCES

MdMUTCD SECTION - 2C.29, 2C.36, 2C.49, 5C.04, 8B.08



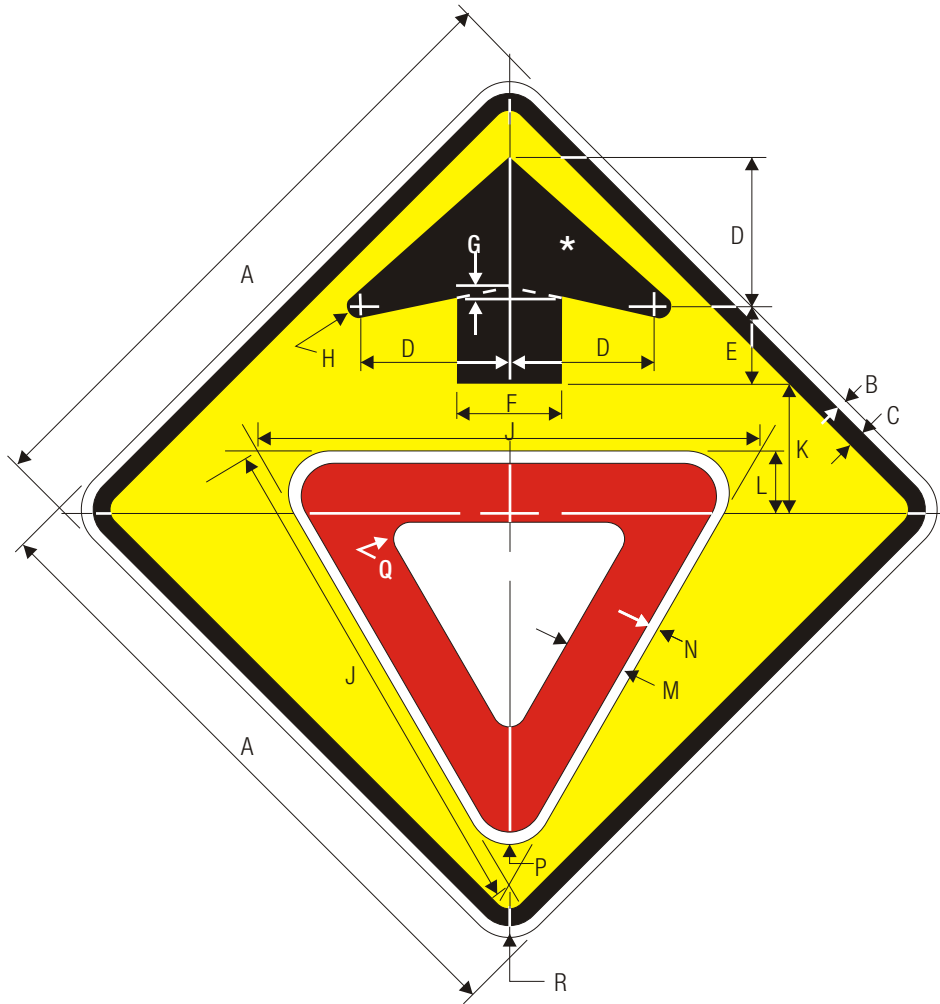
W3-1a
STOP AHEAD

*Reduce spacing 20%; no reduction for 18 and 24" size.

	A	B	C	D	E	F	G	H	J	K	L
	18	.375	.625	3 D	1.75	.75	3 C	4.75	5.25	5.375	1.5
	24	.375	.625	5 D	2	1	5 C	8.125	8.188	8.75	1.5
	30	.5	.75	6 D	2.5	1.25	6 C	9	9.875	10.5	1.875
C	36	.625	.875	7 D	3	1.5	7 C	10.5	11.563	12.25	2.25
	48	.75	1.25	9 D	4	2	9 C	13.5	14.813	15.75	3

COLORS: LEGEND — BLACK
SHA BACKGROUND— FLUORESCENT YELLOW (RETROREFLECTIVE)

SHA REFERENCES
 MdMUTCD SECTION - 2C.29, 2C.36, 2C.49, 5C.04



W3-2
YIELD AHEAD

* FOR ARROWHEAD DIMENSIONS REFER TO ARROWS FOR GUIDE SIGNS DOWN-ARROW DETAIL IN APPENDIX-ARROW SECTION FROM FWHA'S STANDARD HIGHWAY SIGNS BOOK-APPENDIX SECTION

A	B	C	D	E	F	G	H	J	K	L	M	N
18	.375	.625	4.5	2.25	3	.375	.187	14	3	1.687	1.875	.313
24	.375	.625	6	3	4	.5	.25	19	5	2.25	2.5	.375
30	.5	.75	7.5	3.75	5	.625	.313	25	6.25	3	3.375	.5
36	.625	.875	9	4.5	6	.75	.375	28	7.5	3.375	3.75	.625
48	.75	1.25	12	6	8	1	.5	38	10	4.5	5	.75

C

P	Q	R
.687	.375	1.5
.937	.5	1.5
1.25	.625	1.875
1.375	.75	2.25
1.875	1	3

WARNING SIGN COLORS:

BORDER & ARROW – BLACK

SYMBOL – WHITE BORDER / RED BACKGROUND (RETROREFLECTIVE)

SHA BACKGROUND – FLUORESCENT YELLOW (RETROREFLECTIVE)

TTC COLORS:

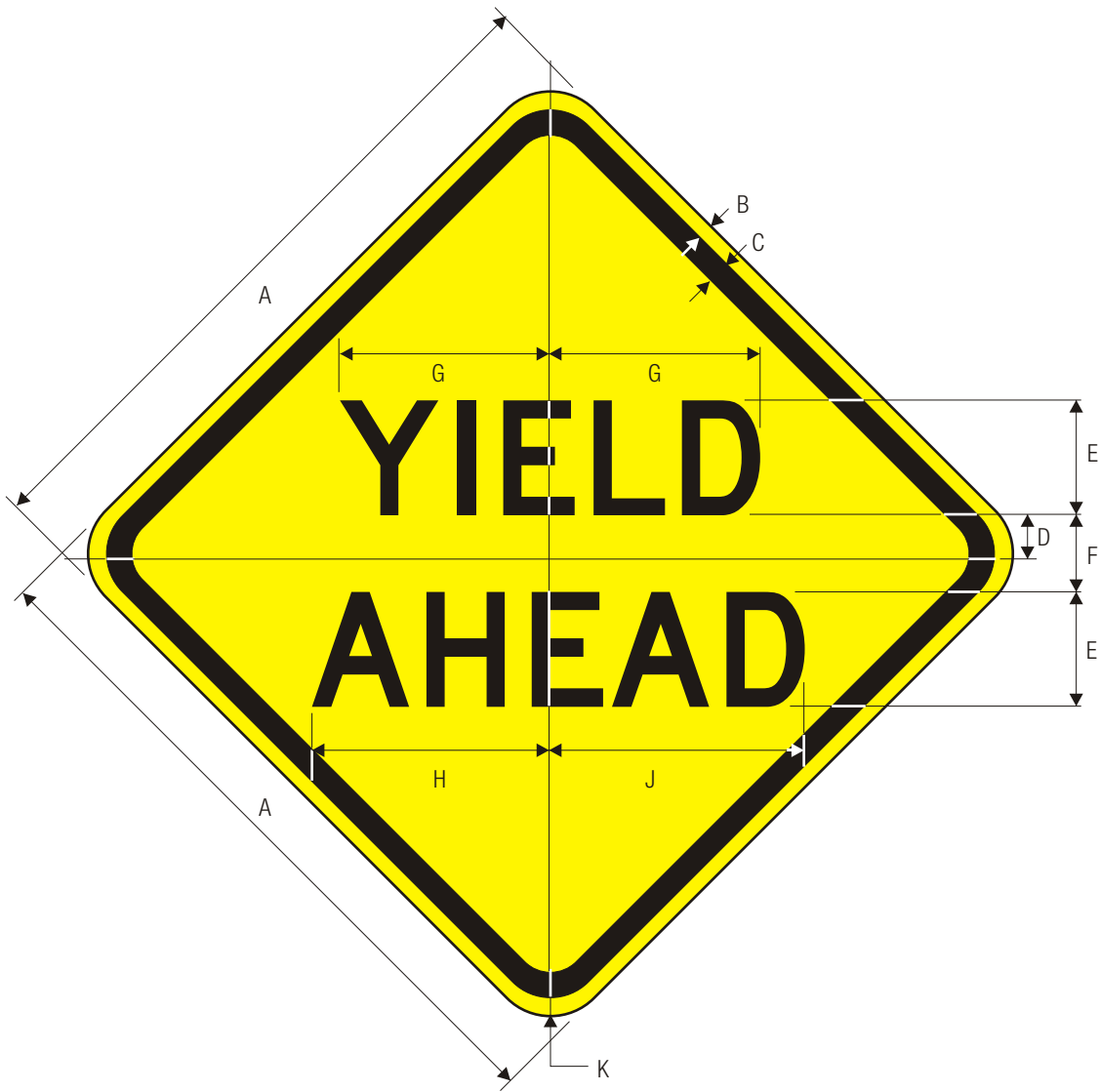
BORDER & ARROW – BLACK

SYMBOL – WHITE BORDER / RED BACKGROUND (RETROREFLECTIVE)

SHA BACKGROUND – FLUORESCENT ORANGE (RETROREFLECTIVE)

SHA REFERENCES

MdMUTCD SECTION - 2C.29, 2C.49, 5C.04



W3-2a

YIELD AHEAD

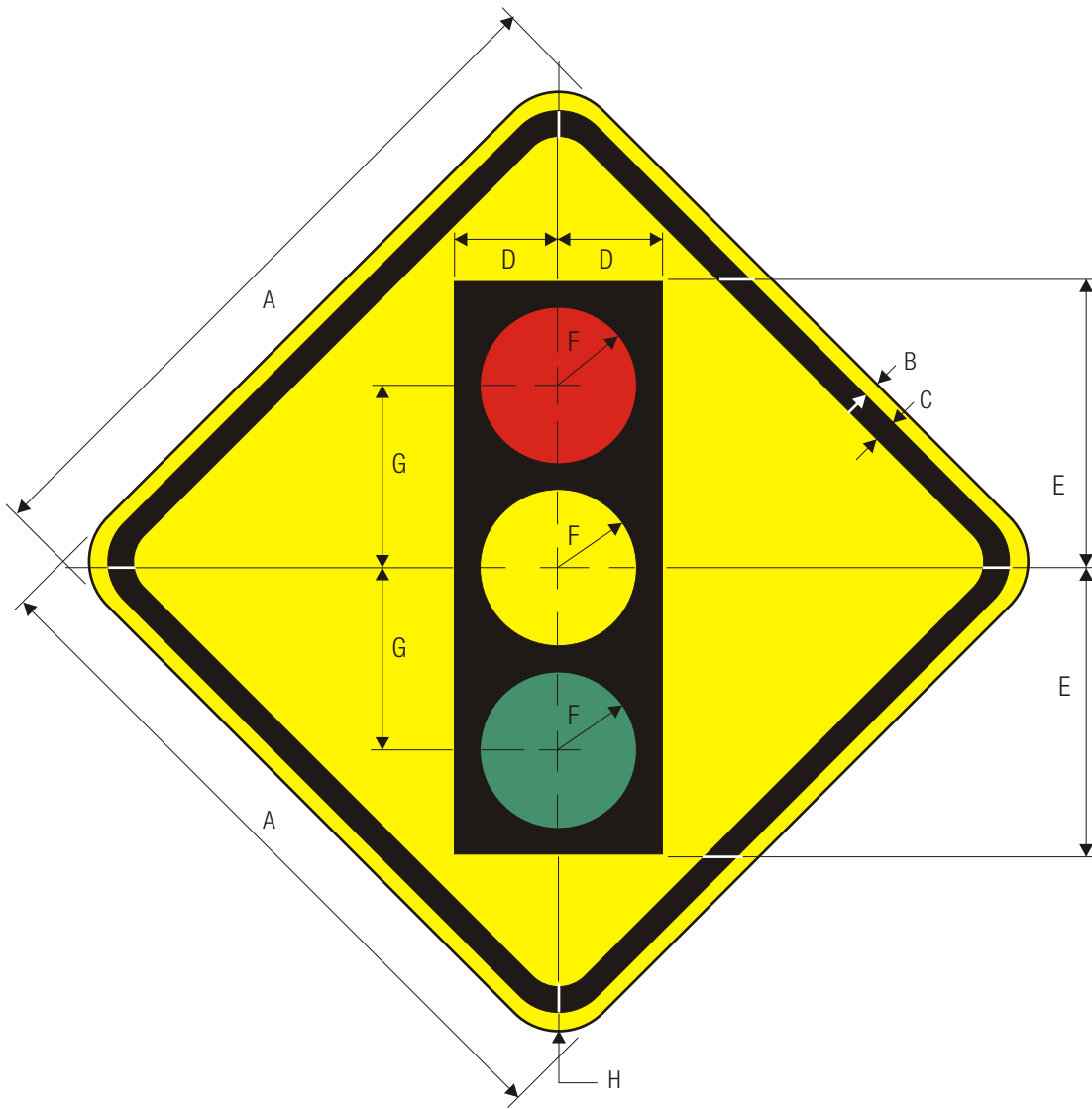
	A	B	C	D	E	F	G	H	J	K
	18	.375	.625	1	3 D	2	5.484	6.244	6.605	1.5
	24	.375	.625	1.375	4 D	2.688	7.307	8.349	8.791	1.5
	30	.5	.75	1.681	5 D	3.362	9.146	10.407	11.168	1.875
C	36	.625	.875	2	6 D	4	10.968	12.489	13.210	2.25
	48	.75	1.25	2.682	8 D	5.364	14.631	16.652	17.652	3

SHA REFERENCES

MdMUTCD SECTION - 2C.29, 2C.49, 5C.04

COLORS: LEGEND — BLACK

SHA BACKGROUND — FLUORESCENT YELLOW (RETROREFLECTIVE)



W3-3

SIGNAL AHEAD

A	B	C	D	E	F	G	H
18	.375	.625	3	8	2.25	5	1.5
30	.5	.75	5	13.75	3.75	8.75	1.875
36	.625	.875	5.75	15.75	4.25	10	2.25
48	.75	1.25	7.5	20	5	12.5	3

WARNING SIGN COLORS:

TOP CIRCLE — RED (RETROREFLECTIVE)

BOTTOM CIRCLE— GREEN (RETROREFLECTIVE)

SHA BACKGROUND — **FLUORESCENT** YELLOW (RETROREFLECTIVE)

TTC SIGN COLORS:


TOP CIRCLE — RED (RETROREFLECTIVE)

BOTTOM CIRCLE— GREEN (RETROREFLECTIVE)

SHA BACKGROUND — **FLUORESCENT** ORANGE (RETROREFLECTIVE)

SHA REFERENCES

MdMUTCD SECTION - 2C.29, 2C.36, 2C.49



W3-3a

SIGNAL AHEAD

*Series 2000 Standard Alphabets.

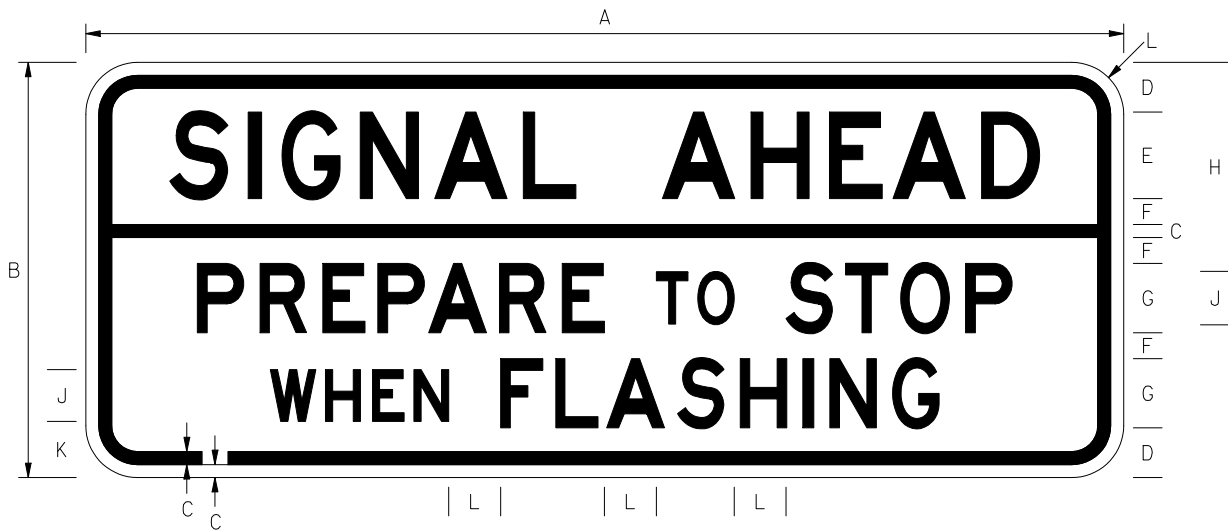
	A	B	C	D	E	F	G	H	J	K	L
	18	.375	.625	1	3 D	2	6.484	7.205	6.244	6.605	1.5
	30	.5	.75	1.681	5 D	3.362	10.808	12	10.407	11.168	1.875
C	36	.625	.875	2	6 D	4	12.969	14.410	12.489	13.210	2.25
	48	.75	1.25	2.682	8 D	5.364	17.293	19.214	16.652	17.652	3

SHA REFERENCES

MdMUTCD SECTION - 2C.29, 2C.36, 2C.49

COLORS: LEGEND — BLACK

SHA BACKGROUND — FLUORESCENT YELLOW (RETROREFLECTIVE)



SIGN SIZE	DIMENSIONS (INCHES)										
	A	B	C	D	E	F	G	H	J	K	L
STD	120	48	1-1/2	5-3/4	100	3	80	24-1/4	60	6-1/2	6

REFERENCES

MdMUTCD SECTION - 2C.29

COLORS

LEGEND - BLACK

BACKGROUND - FLUORESCENT YELLOW

APPROVED Tom Hicks (signature on file)
DIRECTOR - OFFICE OF TRAFFIC AND SAFETY



APPROVAL • SHA REVISIONS	APPROVAL • FEDERAL HIGHWAY ADMINISTRATION
APPROVAL 03/02/2009	APPROVAL
REVISED	REVISED
REVISED	REVISED
REVISED	REVISED

Maryland Department of Transportation
STATE HIGHWAY ADMINISTRATION
MARYLAND STANDARD HIGHWAY SIGNS

SIGNAL AHEAD
PREPARE TO STOP WHEN FLASHING

SIGN NUMBER

W3-3a(1)



SIGN SIZE	DIMENSIONS (INCHES)										
	A	B	C	D	E	F	G	H	J	K	L
STD	132	72	2	7-1/2	120	5	6	150	10	100	9

REFERENCES

MdMUTCD SECTION - 2C.29, 4I.02

COLORS

LEGEND

TOP - BLACK
 BOTTOM - BLACK

BACKGROUND

TOP - FLUORESCENT YELLOW
 BOTTOM - WHITE

APPROVED Tom Hicks (signature on file)
 DIRECTOR - OFFICE OF TRAFFIC AND SAFETY

Maryland Department of Transportation
STATE HIGHWAY ADMINISTRATION
 MARYLAND STANDARD HIGHWAY SIGNS



APPROVAL • SHA REVISIONS	APPROVAL • FEDERAL HIGHWAY ADMINISTRATION
APPROVAL 03/02/2009	APPROVAL
REVISED	REVISED
REVISED	REVISED
REVISED	REVISED

DRAWBRIDGE - PREPARE TO STOP

SIGN NUMBER

W3-3a(2)



SIGN SIZE	DIMENSIONS (INCHES)								
	A	B	C	D	E	F	G	H	J
STD	72	36	1	1-1/4	7	6E	8	8E	3

REFERENCES

MdMUTCD SECTION - 2C.29, 4I.02

COLORS

LEGEND - BLACK

BACKGROUND - FLUORESCENT YELLOW

APPROVED Tom Hicks (signature on file)
DIRECTOR - OFFICE OF TRAFFIC AND SAFETY

Maryland Department of Transportation
STATE HIGHWAY ADMINISTRATION
MARYLAND STANDARD HIGHWAY SIGNS



APPROVAL • SHA REVISIONS	APPROVAL • FEDERAL HIGHWAY ADMINISTRATION
APPROVAL 03/02/2009	APPROVAL
REVISED	REVISED
REVISED	REVISED
REVISED	REVISED

DRAWBRIDGE SIGNAL

SIGN NUMBER

W3-3a(3)



W3-4

BE PREPARED TO STOP

*Series 2000 Standard Alphabets.

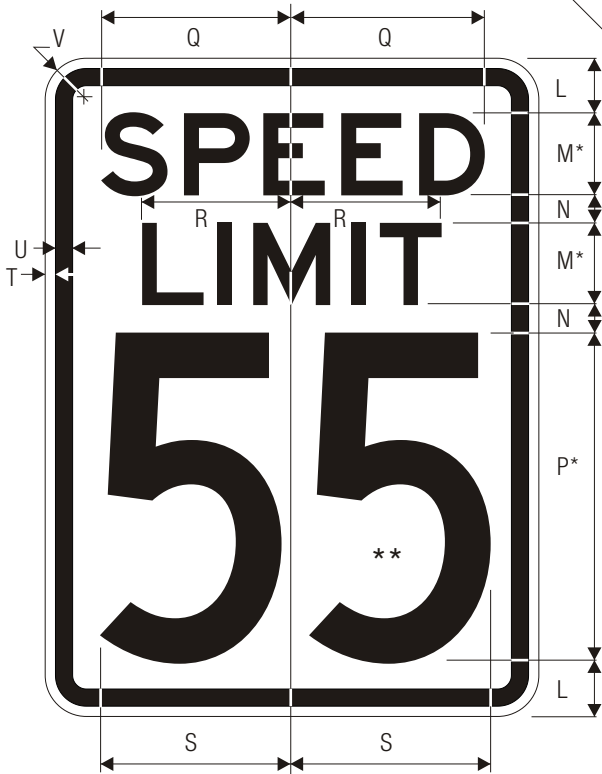
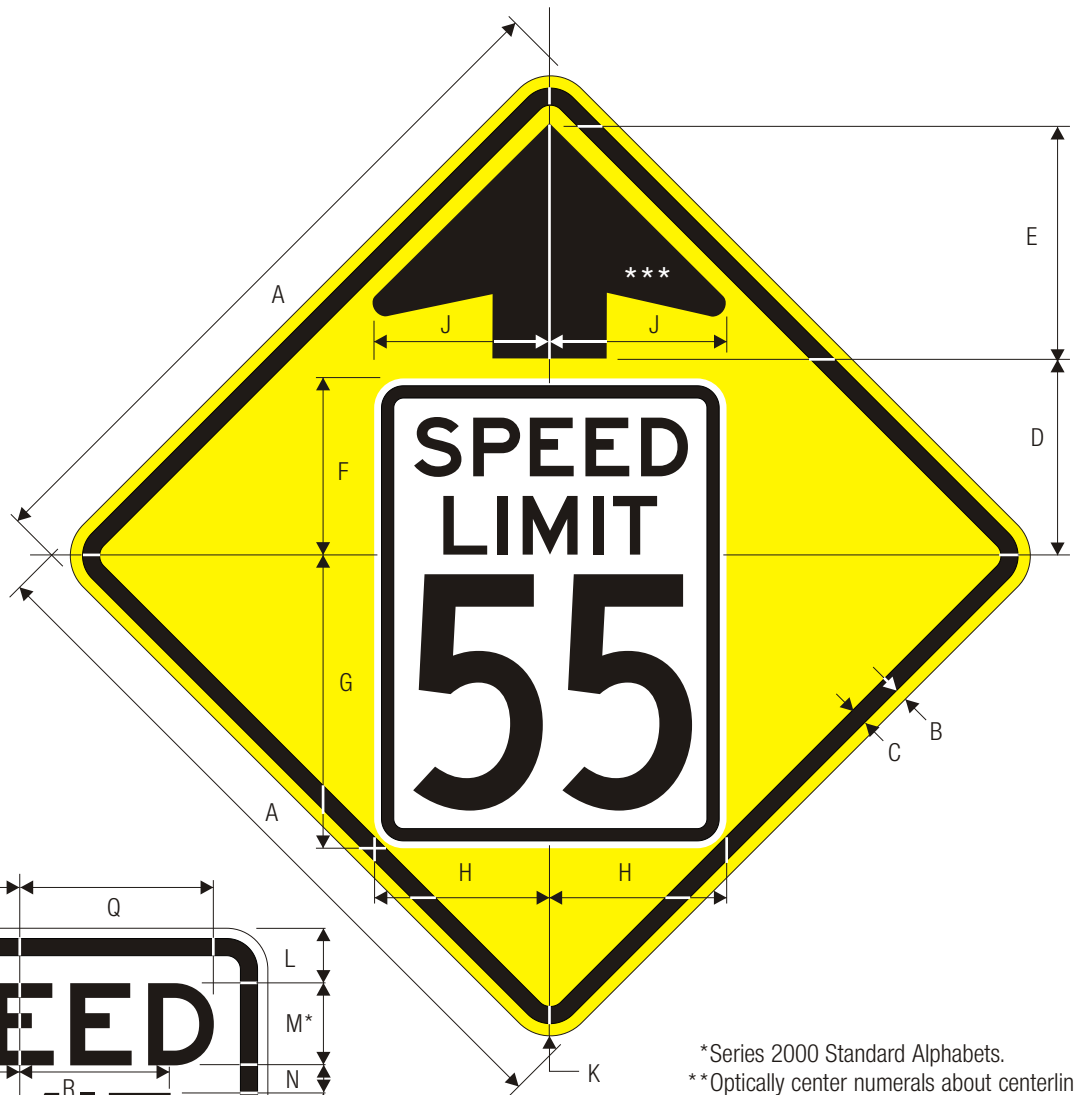
	A	B	C	D	E	F	G	H	J	K	L
	30	.5	.75	5 C	2.702	.700	3.086	13.650	10.833	11.593	1.875
C	36	.625	.875	6 C	3.602	.920	3.702	16.392	13.089	13.850	2.25
	48	.75	1.25	8 C	4.803	1.200	4.943	21.856	17.413	18.494	3
	60	.75	1.25	9 C	5.404	1.401	5.564	24.578	19.454	20.195	3

WARNING SIGN COLORS:

LEGEND — BLACK
BACKGROUND — YELLOW (RETROREFLECTIVE)

TTC SIGN COLORS:

LEGEND — BLACK
BACKGROUND — ORANGE (RETROREFLECTIVE)



W3-5
SPEED REDUCTION

*Series 2000 Standard Alphabets.
 **Optically center numerals about centerline.
 ***FOR ARROWHEAD DIMENSIONS REFER TO ARROWS FOR GUIDE SIGNS DOWN-ARROW DETAIL IN APPENDIX-ARROW SECTION FROM FWHA'S STANDARD HIGHWAY SIGNS BOOK-APPENDIX SECTION

	A	B	C	D	E	F	G
C	36	.625	.875	10	12	9	15
	48	.75	1.25	11.75	18	10.75	19.25
	H	J	K	L	M	N	P
	9	9	2.25	2	3 E	1	12 C
	12	12	3	2.25	4 E	1.25	15 C
	Q	R	S	T	U	V	
	7	5.46	7.126	.375	.625	2.25	
	9.327	7.279	9.258	.375	.625	3	

WARNING SIGN COLORS:

BORDER & ARROW – BLACK
 SYMBOL – SEE R2-1

SHA BACKGROUND – FLUORESCENT YELLOW (RETROREFLECTIVE)

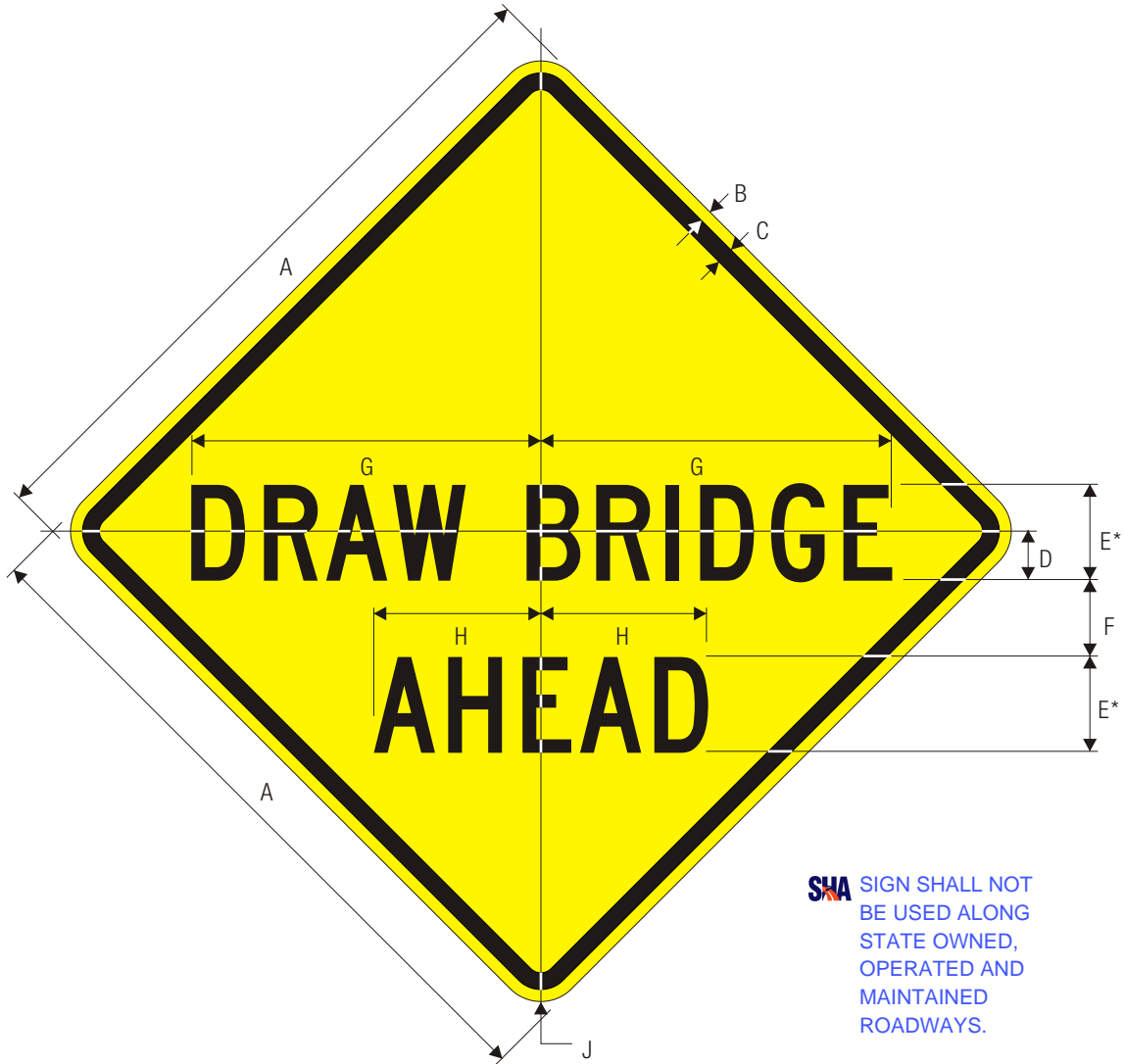
TTC COLORS:

BORDER & ARROW – BLACK
 SYMBOL – SEE R2-1

SHA BACKGROUND – FLUORESCENT ORANGE (RETROREFLECTIVE)

SHA REFERENCES

MdMUTCD SECTION - 2C.30, 2C.49



SHA SIGN SHALL NOT BE USED ALONG STATE OWNED, OPERATED AND MAINTAINED ROADWAYS.

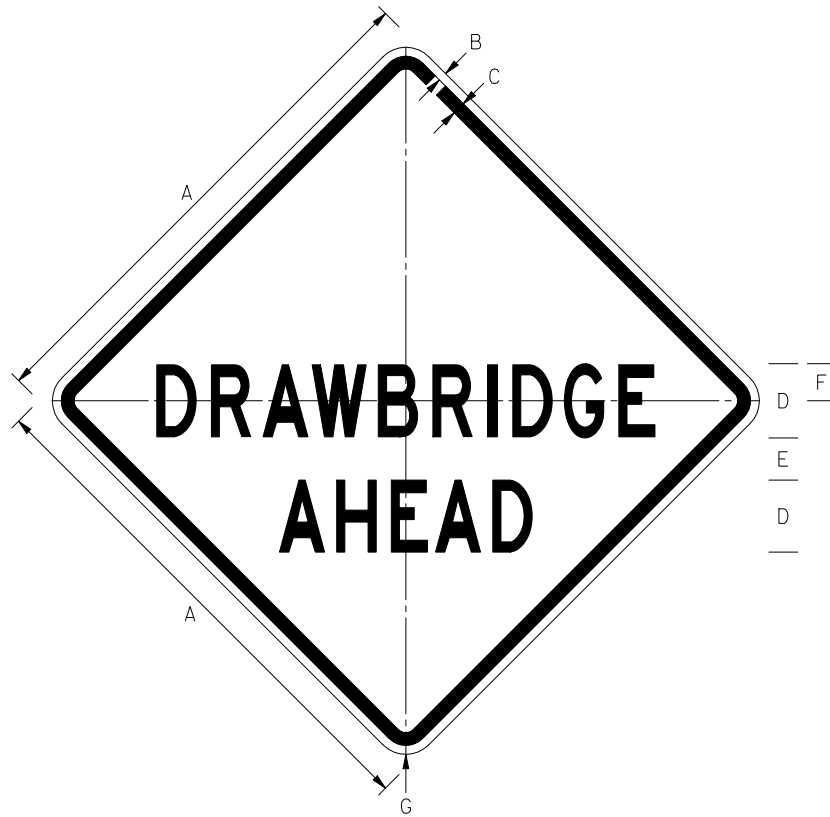
W3-6

DRAW BRIDGE AHEAD

*Series 2000 Standard Alphabets.

	A	B	C	D	E	F	G	H	J
C	36	.625	.875	2.5	5 C	4	18.269	8.713	2.25
	48	.75	1.25	3.5	7 C	6	25.575	12.198	3
	60	.75	1.25	4.5	9 C	8	32.891	15.688	3

COLORS: LEGEND — BLACK
BACKGROUND — YELLOW (RETROREFLECTIVE)



SIGN SIZE	DIMENSIONS (INCHES)						
	A	B	C	D	E	F	G
STD	36	5/8	7/8	5C	3	2-1/2	2-1/4
EXPWY/FWY	48	3/4	1-1/4	7C	4	3-1/2	3
SPECIAL	60	3/4	1-1/4	9C	6	4-1/2	3

REFERENCES

MdMUTCD SECTION - 4I.02

COLORS

LEGEND - BLACK

BACKGROUND - FLUORESCENT YELLOW

APPROVED Tom Hicks (signature on file)
DIRECTOR - OFFICE OF TRAFFIC AND SAFETY

Maryland Department of Transportation
STATE HIGHWAY ADMINISTRATION
MARYLAND STANDARD HIGHWAY SIGNS

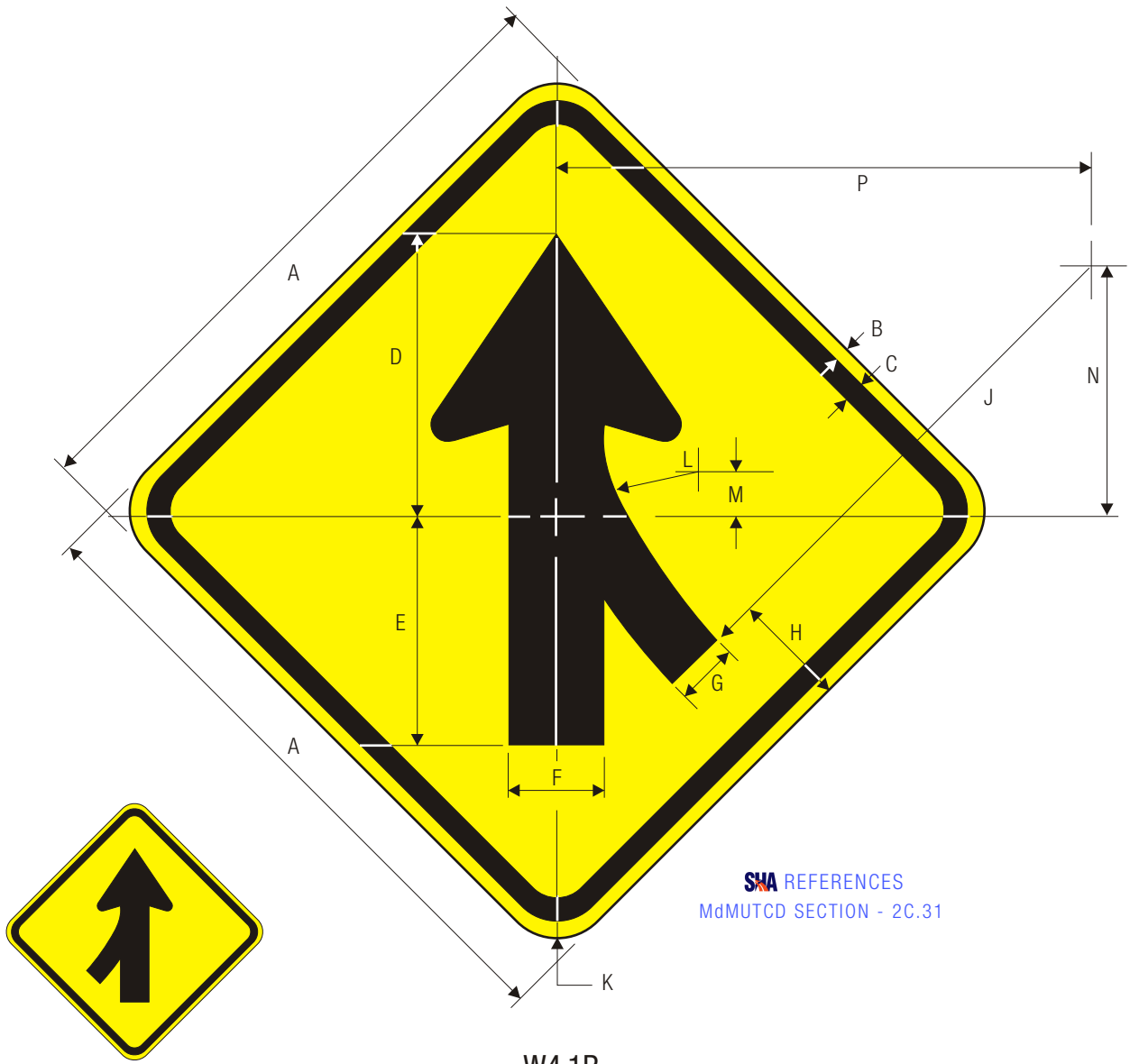


APPROVAL • SHA REVISIONS	APPROVAL • FEDERAL HIGHWAY ADMINISTRATION
APPROVAL 03/02/2009	APPROVAL
REVISED	REVISED
REVISED	REVISED
REVISED	REVISED

DRAWBRIDGE AHEAD

SIGN NUMBER

W3-6(1)



SHA REFERENCES
MdMUTCD SECTION - 2C.31

W4-1L

SHA REFERENCES
MdMUTCD SECTION - 2C.31

W4-1R

MERGE

SHA * FOR ARROWHEAD DIMENSIONS REFER TO STANDARD ARROW
DETAILS IN APPENDIX-ARROWS SECTION FROM FHWA'S
STANDARD HIGHWAY SIGNS BOOK-APPENDIX SECTION.

A	B	C	D	E	F	G	H	J	K	L	M	N	P
24	.375	.625	10.25	8.75	3.5	2.375	4.188	22.25	1.5	6.375	2.625	10.375	22.188
30	.5	.75	13	11	4.375	3	5.25	28	1.875	8	3	13	27.75
36	.625	.875	15.75	13.25	5.25	3.625	6.313	33.625	2.25	9.625	4	15.625	33.313
48	.75	1.25	20.5	17.5	7	4.75	8.375	45	3	12.813	5.25	20.75	44.375

C

WARNING SIGN COLORS:

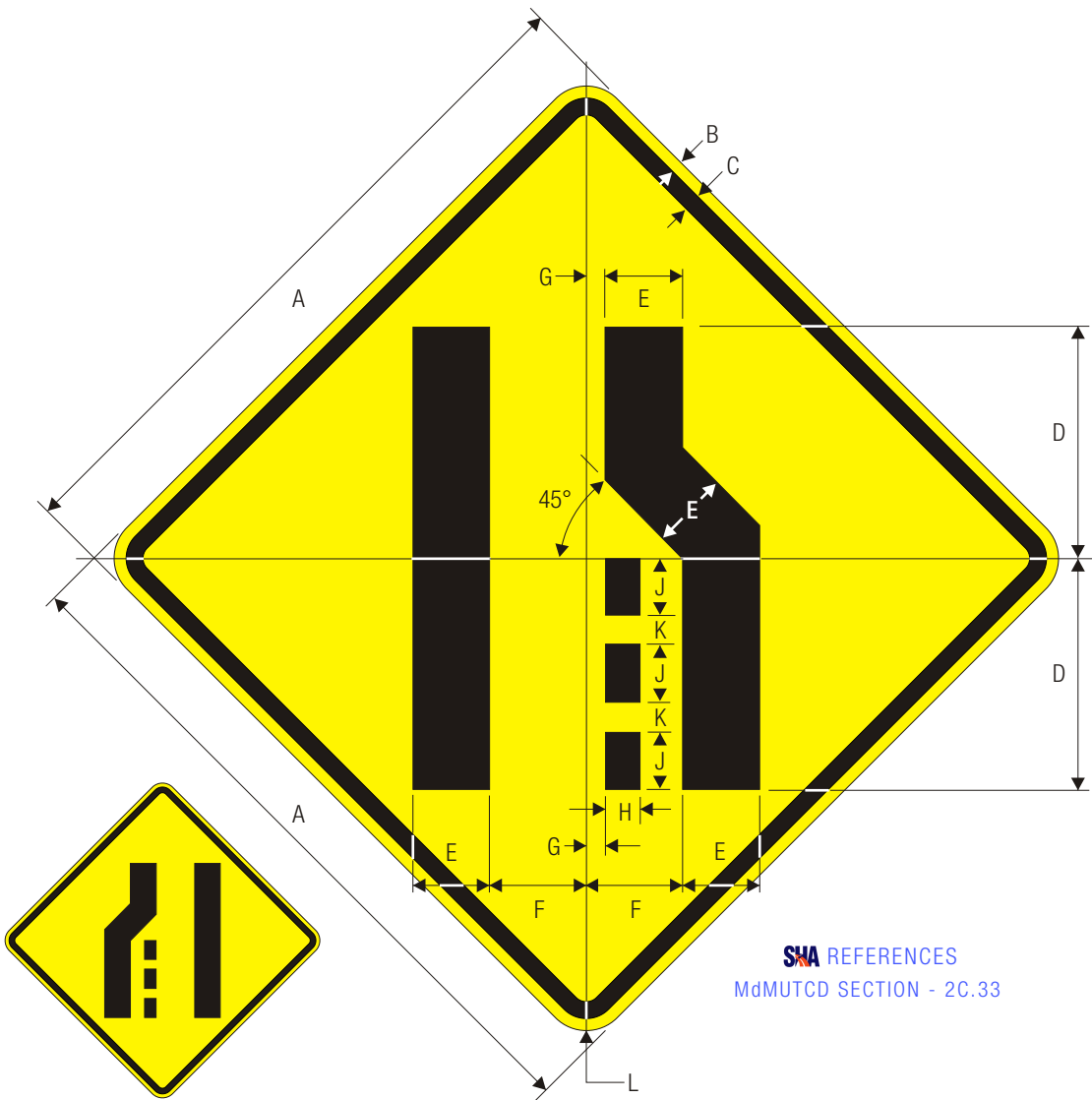
SYMBOL — BLACK

SHA BACKGROUND— FLUORESCENT YELLOW (RETROREFLECTIVE)

TTC SIGN COLORS:

SYMBOL — BLACK

BACKGROUND— FLUORESCENT ORANGE (RETROREFLECTIVE) SHA



SHA REFERENCES
MdMUTCD SECTION - 2C.33

W4-2L

W4-2R

LANE ENDS

SHA REFERENCES
MdMUTCD SECTION - 2C.33

C

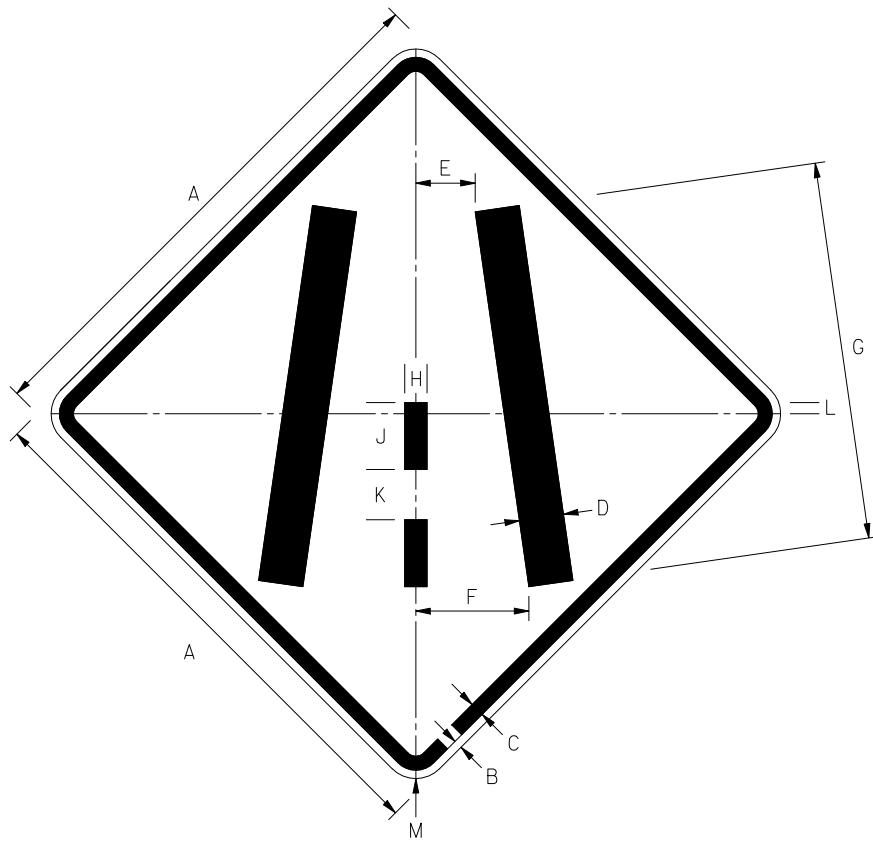
A	B	C	D	E	F	G	H	J	K	L
30	.5	.75	10	3.375	4.188	.875	1.5	2.5	1.25	1.875
36	.625	.875	12	4	5	1	1.75	3	1.5	2.25
48	.75	1.25	16	5.375	6.688	1.25	2.375	4	2	3

WARNING SIGN COLORS:

CONSTRUCTION SIGN COLORS:

SYMBOL — BLACK
SHA BACKGROUND — FLUORESCENT YELLOW (RETROREFLECTIVE)

SYMBOL — BLACK
BACKGROUND — FLUORESCENT ORANGE (RETROREFLECTIVE) SHA



SIGN SIZE	DIMENSIONS (INCHES)											
	A	B	C	D	E	F	G	H	J	K	L	M
STD	36	5/8	7/8	3	3-63/64	7-19/32	25-29/64	1-1/2	4-1/2	3-3/8	3/4	2-1/4
EXPWY	48	3/4	1-1/4	4	5-5/16	10-1/8	33-15/16	2	6	4-1/2	1	3

REFERENCES

MdMUTCD SECTION - 2C.33

COLORS

LEGEND - BLACK

BACKGROUND - FLUORESCENT YELLOW

APPROVED Tom Hicks (signature on file)
DIRECTOR - OFFICE OF TRAFFIC AND SAFETY

Maryland Department of Transportation
STATE HIGHWAY ADMINISTRATION
MARYLAND STANDARD HIGHWAY SIGNS

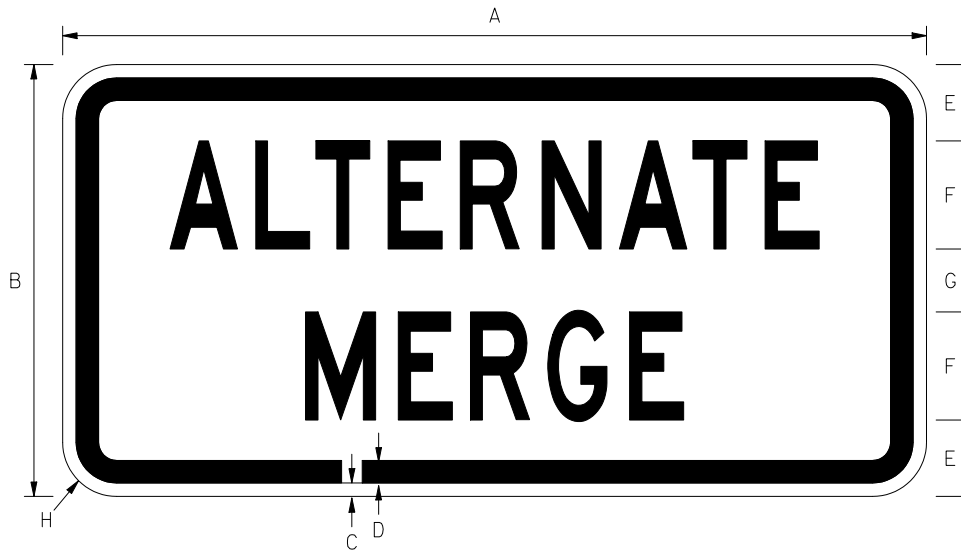


APPROVAL • SHA REVISIONS	APPROVAL • FEDERAL HIGHWAY ADMINISTRATION
APPROVAL 03/02/2009	APPROVAL
REVISED	REVISED
REVISED	REVISED
REVISED	REVISED

ALTERNATE RIGHT OF WAY

SIGN NUMBER

W4-2(2)



SIGN SIZE	DIMENSIONS (INCHES)							
	A	B	C	D	E	F	G	H
STD	36	18	5/8	7/8	3-1/2	4D	3	2-1/4
EXPWY/FWY	48	24	3/4	1-1/4	4-1/4	6C	3-1/2	3

REFERENCES

MdMUTCD SECTION - NONE

COLORS

LEGEND - BLACK

BACKGROUND - FLUORESCENT YELLOW

APPROVED Tom Hicks (signature on file)
DIRECTOR - OFFICE OF TRAFFIC AND SAFETY

Maryland Department of Transportation
STATE HIGHWAY ADMINISTRATION
MARYLAND STANDARD HIGHWAY SIGNS

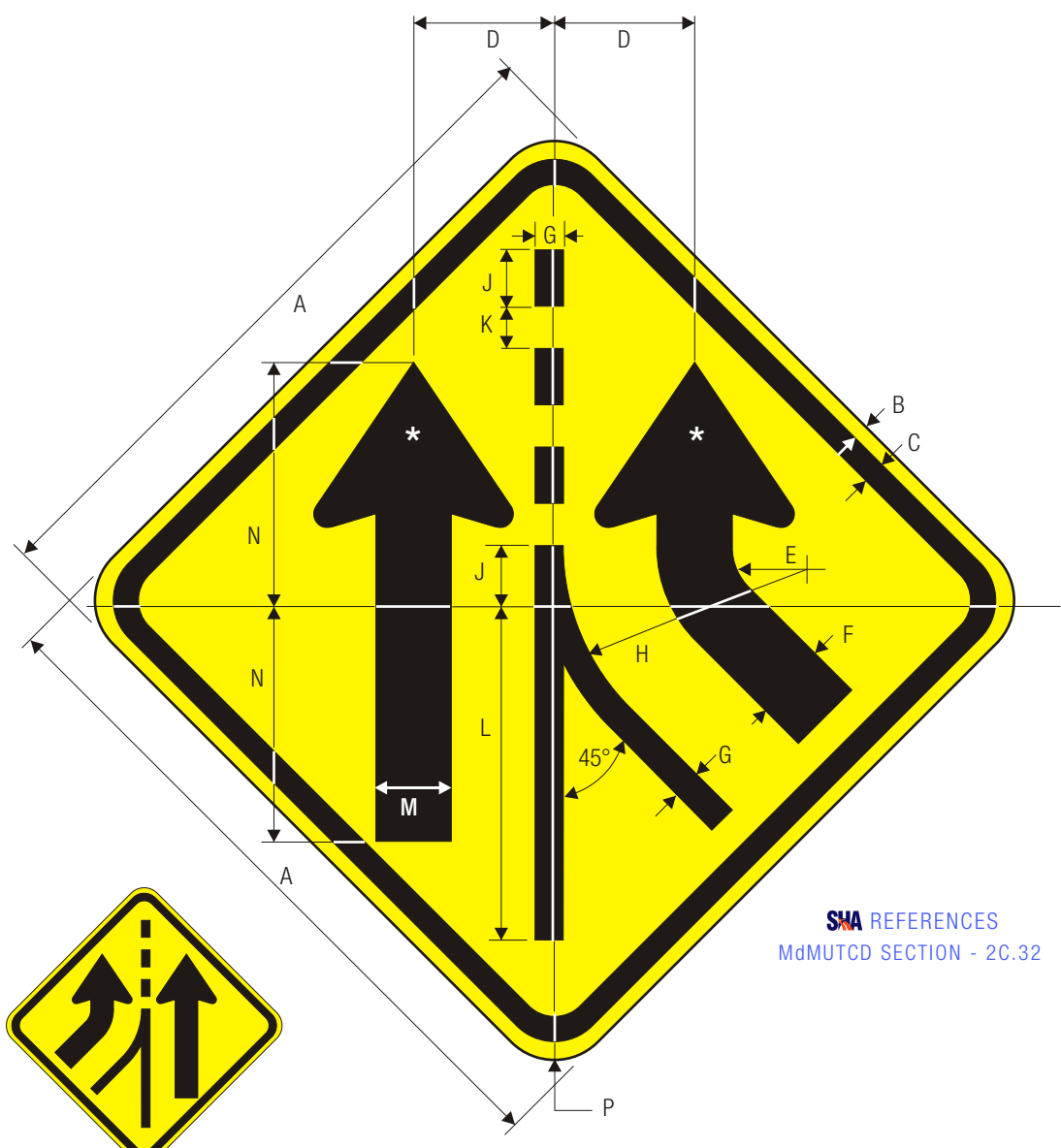


APPROVAL • SHA REVISIONS	APPROVAL • FEDERAL HIGHWAY ADMINISTRATION
APPROVAL 03/02/2009	APPROVAL
REVISED	REVISED
REVISED	REVISED
REVISED	REVISED

ALTERNATE MERGE

SIGN NUMBER

W4-2(3)



SHA REFERENCES
MdMUTCD SECTION - 2C.32

W4-3L

SHA REFERENCES
MdMUTCD SECTION - 2C.32

W4-3R

ADDED LANE

SHA * FOR ARROWHEAD DIMENSIONS REFER TO STANDARD ARROW
DETAILS IN APPENDIX-ARROWS SECTION FROM FHWA'S
STANDARD HIGHWAY SIGNS BOOK-APPENDIX SECTION.

A	B	C	D	E	F	G	H	J	K	L	M
36	.625	.825	7.5	3	4.125	1.5	11.813	3	2.25	18	4.125
48	.75	1.25	10	4	5.5	2	15.75	4	3	24	5.5

N	P
12.75	2.25
17	3

WARNING SIGN COLORS:

SYMBOL — BLACK

SHA BACKGROUND— FLUORESCENT YELLOW
(RETROREFLECTIVE)

TTC SIGN COLORS:

SYMBOL — BLACK

SHA BACKGROUND— FLUORESCENT ORANGE (RETROREFLECTIVE)



SIGN SIZE	DIMENSIONS (INCHES)						
	A	B	C	D	E	F	G
STD, EXPWY	30	1/2	3/4	4-1/2	5D	3	1-7/8

REFERENCES

MdMUTCD SECTION - 2B.09

COLORS

LEGEND - BLACK

BACKGROUND - FLUORESCENT YELLOW

APPROVED Tom Hicks (signature on file)
DIRECTOR - OFFICE OF TRAFFIC AND SAFETY

Maryland Department of Transportation
STATE HIGHWAY ADMINISTRATION
MARYLAND STANDARD HIGHWAY SIGNS



APPROVAL • SHA REVISIONS	APPROVAL • FEDERAL HIGHWAY ADMINISTRATION
APPROVAL 03/02/2009	APPROVAL
REVISED	REVISED
REVISED	REVISED
REVISED	REVISED

NO MERGE AREA

SIGN NUMBER

W4-3(1)



W4-4

SHA REFERENCES
MdMUTCD SECTION - 2C.50

TRAFFIC DOES NOT STOP



W4-4a

SHA REFERENCES
MdMUTCD SECTION - 2C.50



W4-4b

SHA SIGN SHALL NOT BE USED ALONG STATE OWNED,
OPERATED AND MAINTAINED ROADWAYS.

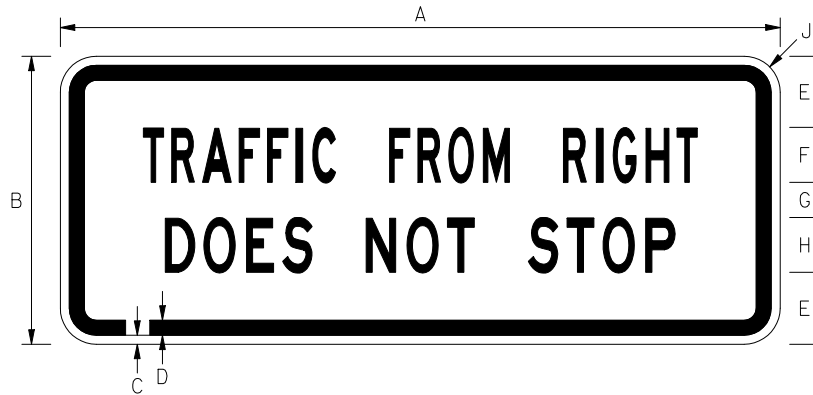
FOR USE WITH R1-1 STOP SIGN

*Series 2000 Standard Alphabets.

	A	B	C	D	E	F	G	H	J	K	L	M	N
C	24	12	.375	.625	3	2.25 C	1.5	9.314	9.63	1.5	10.106	9.779	2.25 B
	30	15	.5	.75	3.5	3 C	2	12.423	12.423	1.875	12.902	13.039	3 B
	36	18	.625	.875	4	3.5 C	3	14.487	14.978	2.25	15.721	15.212	3.5 B
	48	24	.75	1.25	5.5	4.5 C	4	18.628	19.259	3	20.214	19.56	4.5 B

COLORS: LEGEND — BLACK

SHA BACKGROUND — FLUORESCENT YELLOW (RETROREFLECTIVE)



SIGN SIZE	DIMENSIONS (INCHES)								
	A	B	C	D	E	F	G	H	J
STD	30	12	3/8	5/8	3	2.25B	1-1/2	2.25C	1-1/2
EXPWY	36	15	3/8	5/8	3-1/2	3B	2	3C	1-1/2
FWY	42	18	5/8	7/8	4	3.5B	3	3.5C	2-1/4
SPECIAL	54	24	3/4	1-1/4	5.5	4.5B	4	4.5C	3

REFERENCES

MdMUTCD SECTION - 2C.50

COLORS

LEGEND - BLACK
BACKGROUND - FLUORESCENT YELLOW

APPROVED Tom Hicks (signature on file)
DIRECTOR - OFFICE OF TRAFFIC AND SAFETY

Maryland Department of Transportation
STATE HIGHWAY ADMINISTRATION

MARYLAND STANDARD HIGHWAY SIGNS

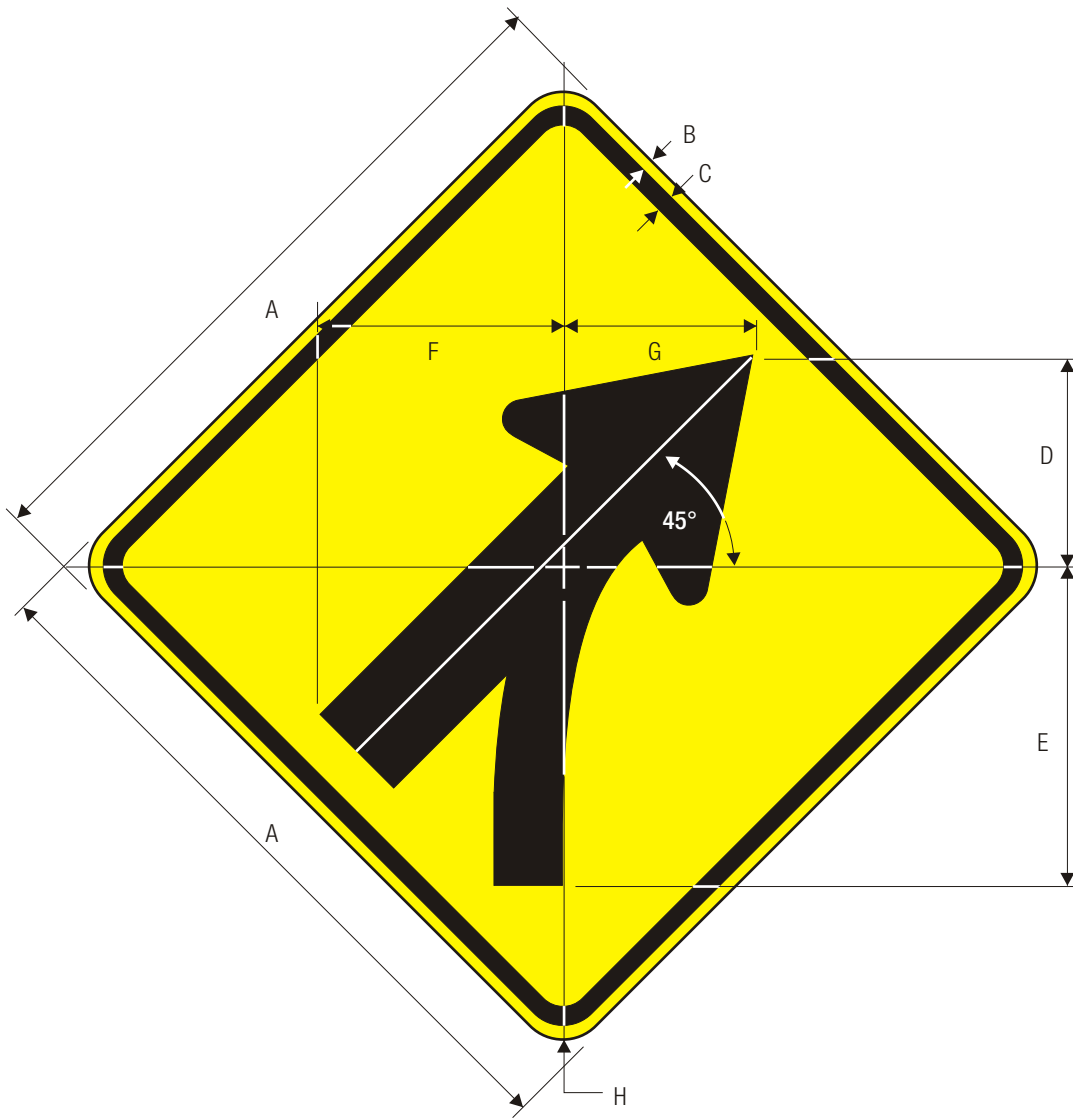
TRAFFIC FROM RIGHT DOES NOT STOP



APPROVAL • SHA REVISIONS	APPROVAL • FEDERAL HIGHWAY ADMINISTRATION
APPROVAL 03/02/2009	APPROVAL
REVISED	REVISED
REVISED	REVISED
REVISED	REVISED

SIGN NUMBER

W4-4a(1)



W4-5

ENTERING ROADWAY MERGE

*Scale and rotate W4-1 to fit dimensions.

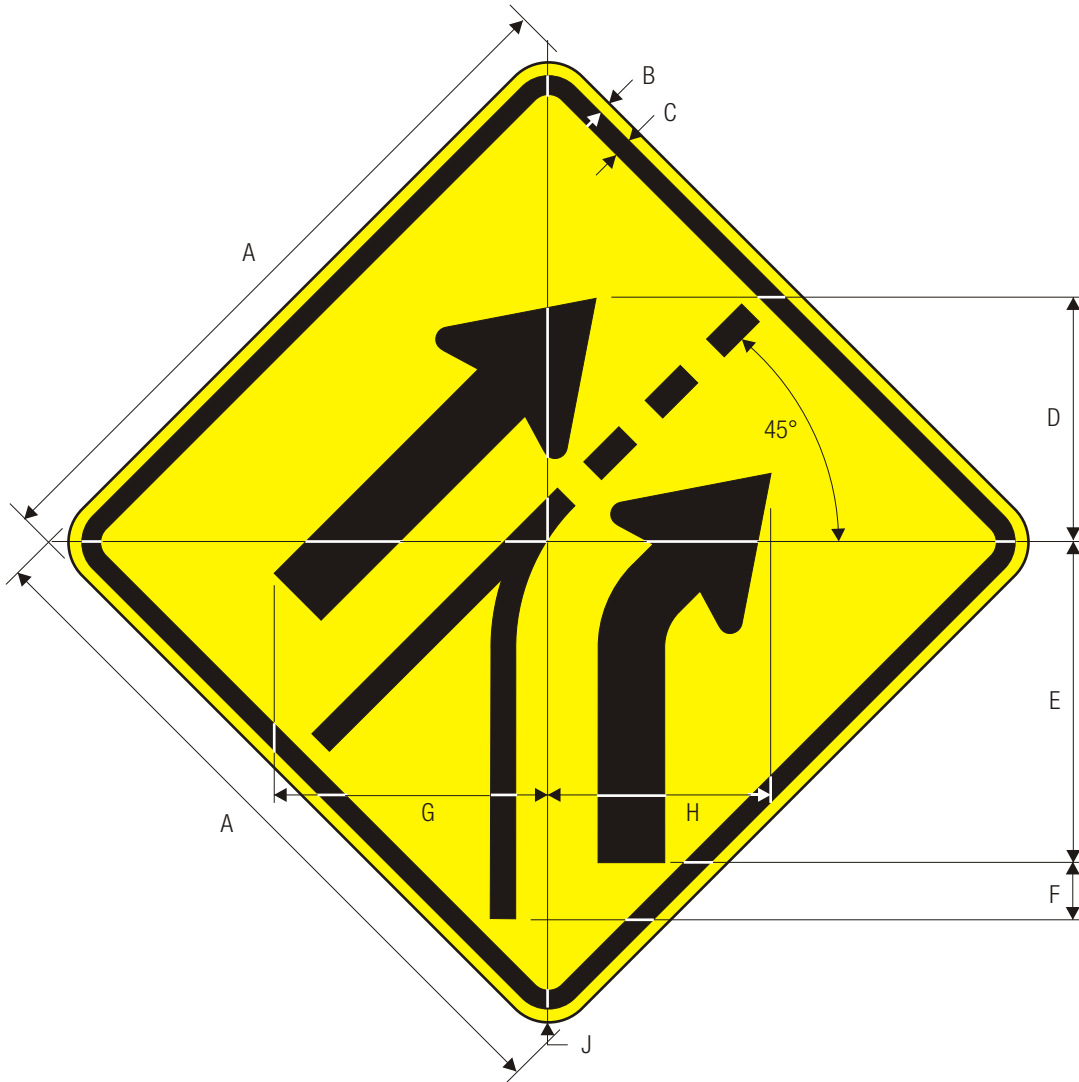
	A	B	C	D	E	F	G	H
	24	.375	.625	7.285	11	8.366	6.524	1.5
	30	.5	.75	9.126	13.770	10.447	8.166	1.875
C	36	.625	.875	10.928	16.532	12.569	9.807	2.25
	48	.75	1.25	14.571	22	16.732	13.049	3

WARNING SIGN COLORS:

SYMBOL — BLACK
 SHA BACKGROUND — FLUORESCENT YELLOW
 (RETROREFLECTIVE)

TTC SIGN COLORS:

SYMBOL — BLACK
 SHA BACKGROUND — FLUORESCENT ORANGE (RETROREFLECTIVE)



W4-6

ENTERING ROADWAY ADDED LANE

*Scale and rotate W4-3 to fit dimensions.

A	B	C	D	E	F	G	H	J
24	.375	.625	10.367	10.728	12.569	11.648	8.966	1.5
30	.5	.75	12.969	13.410	15.691	14.571	11.208	1.875
36	.625	.875	15.571	16.092	18.814	17.493	13.450	2.25
48	.75	1.25	20.735	21.456	25.139	23.297	17.933	3

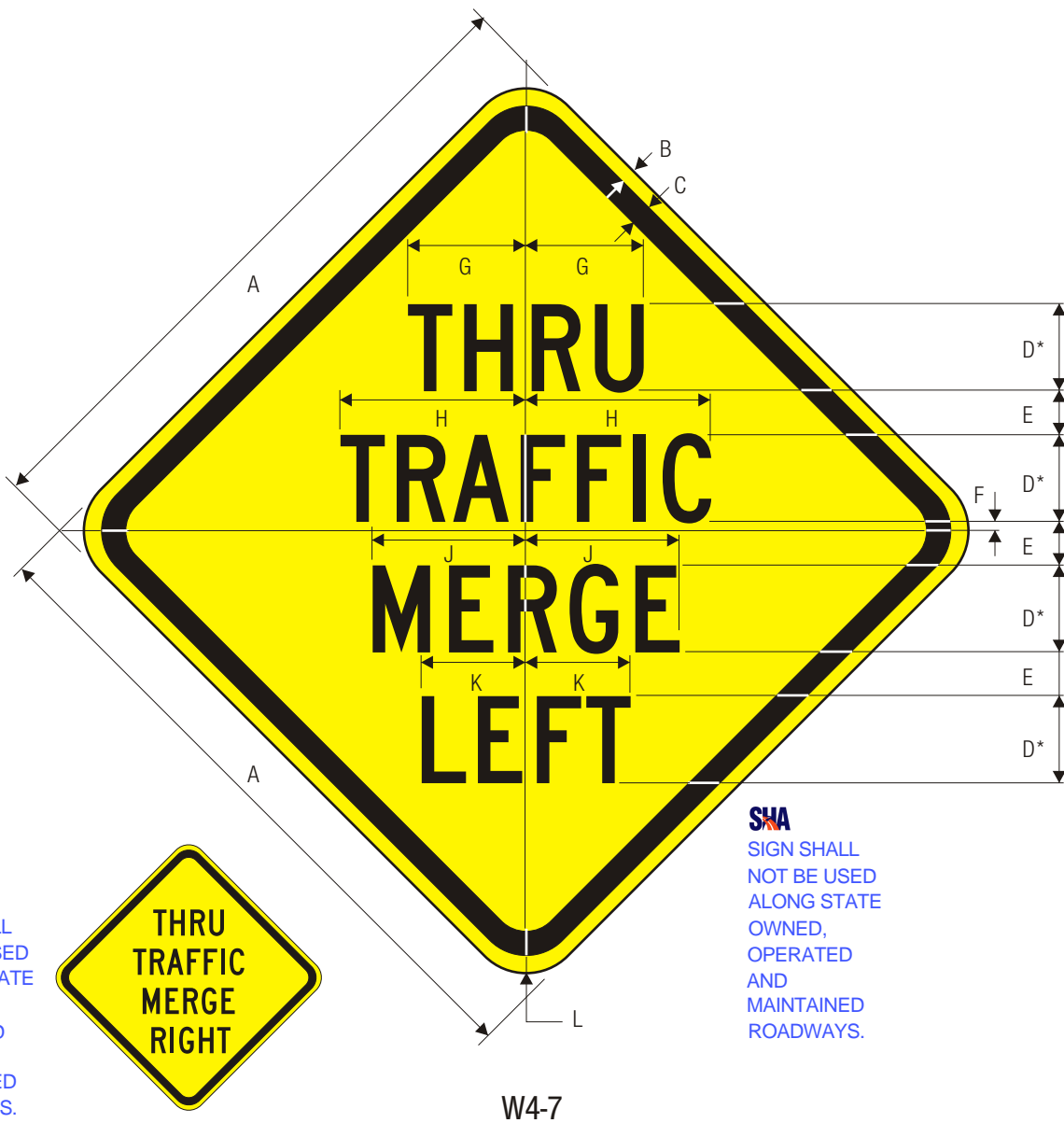
WARNING SIGN COLORS:

LEGEND — BLACK
 SHWA BACKGROUND — FLUORESCENT YELLOW (RETROREFLECTIVE)

TTC SIGN COLORS:

LEGEND — BLACK
 SHWA BACKGROUND — FLUORESCENT ORANGE (RETROREFLECTIVE)

SHWA REFERENCES
 MdMUTCD SECTION - 2C.32



SHA
SIGN SHALL NOT BE USED ALONG STATE OWNED, OPERATED AND MAINTAINED ROADWAYS.

SHA
SIGN SHALL NOT BE USED ALONG STATE OWNED, OPERATED AND MAINTAINED ROADWAYS.

W4-7

W4-7
THRU TRAFFIC MERGE LEFT

*Series 2000 Standard Alphabets.

A	B	C	D	E	F	G	H	J	K	L
30	.5	.75	4 C	2	.480	5.424	8.526	7.045	4.803	1.875
36	.625	.875	5 C	2.401	.560	6.765	10.648	8.826	6	2.25
48	.75	1.25	6 C	3	.720	8.126	12.789	10.588	7.205	3
60	.75	1.25	8 C	4	.960	10.828	17.032	14.110	9.607	3

WARNING SIGN COLORS:

TTC SIGN COLORS:

LEGEND — BLACK
BACKGROUND — YELLOW (RETROREFLECTIVE)

LEGEND — BLACK
BACKGROUND — ORANGE (RETROREFLECTIVE)



W5-1
ROAD NARROWS

C

A	B	C	D	E	F	G	H	J	K	L
30	.5	.75	5 D	3	1.75	7.875	8.625	14.75	15.125	1.875
36	.625	.875	6 D	3.5	2	9.5	10.313	17.625	18.25	2.25
48	.75	1.25	8 D	4	3	12.688	13.75	23.5	24.375	3

WARNING SIGN COLORS:

LEGEND — BLACK

SHA BACKGROUND— FLUORESCENT YELLOW (RETROREFLECTIVE)

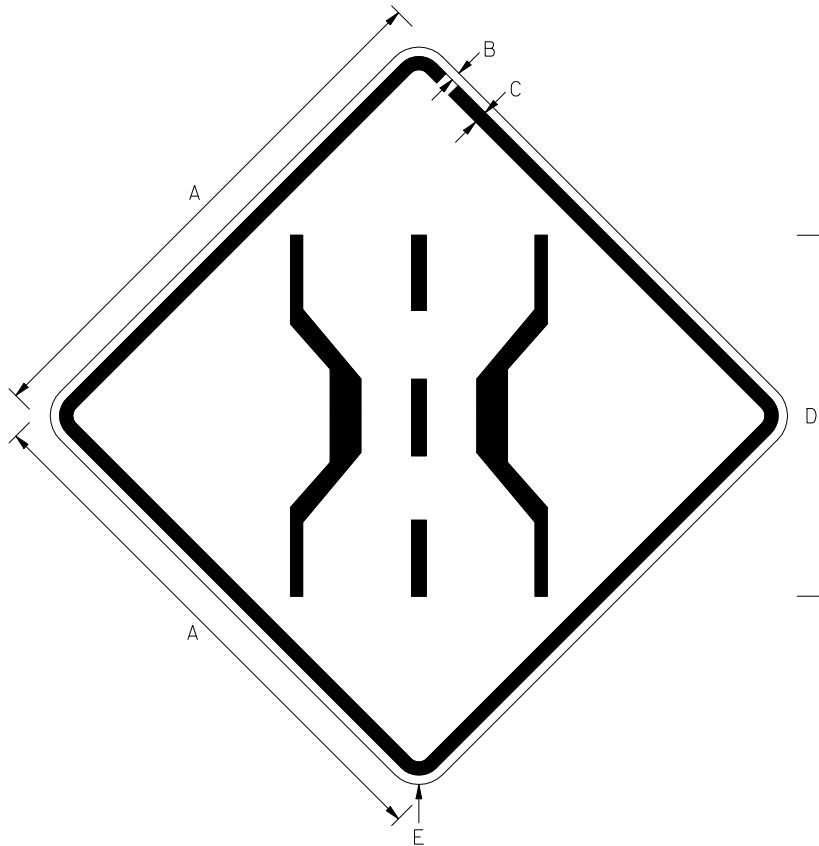
TTC SIGN COLORS:

LEGEND — BLACK

SHA BACKGROUND— FLUORESCENT ORANGE (RETROREFLECTIVE)

SHA REFERENCES

MdMUTCD SECTION - 2C.15



NOTE: FOR SYMBOL DESIGN REFER TO W5-2(1)GRID IN APPENDIX-GRID SECTION.

SIGN SIZE	DIMENSIONS (INCHES)				
	A	B	C	D	E
MIN	30	1/2	3/4	20	1-7/8
STD	36	5/8	7/8	24	2-1/4
SPECIAL	48	3/4	1-1/4	32	3

REFERENCES

MdMUTCD SECTION - 2C.16, 2C.17

COLORS

LEGEND - BLACK
BACKGROUND - FLUORESCENT YELLOW

APPROVED Tom Hicks (signature on file)
DIRECTOR - OFFICE OF TRAFFIC AND SAFETY

Maryland Department of Transportation
STATE HIGHWAY ADMINISTRATION
MARYLAND STANDARD HIGHWAY SIGNS



APPROVAL • SHA REVISIONS	APPROVAL • FEDERAL HIGHWAY ADMINISTRATION
APPROVAL 03/02/2009	APPROVAL
REVISED	REVISED
REVISED	REVISED
REVISED	REVISED

NARROW BRIDGE (SYMBOL)

SIGN NUMBER

W5-2(1)



SHA SIGN SHALL NOT BE USED ALONG STATE OWNED, OPERATED AND MAINTAINED ROADWAYS.

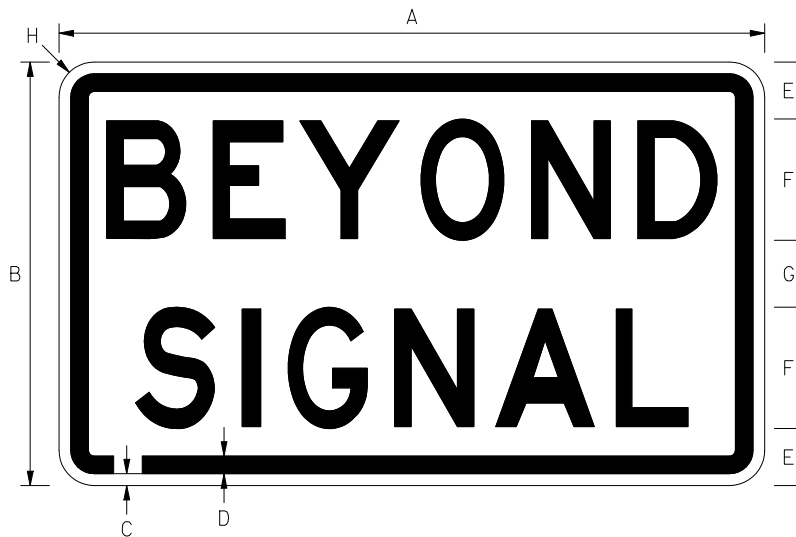
W5-2
NARROW BRIDGE

*Reduce spacing 20%.

	A	B	C	D	E	F	G	H	J
	24	.375	.625	4 D	.25	2	10.438	8.75	1.5
	30	.5	.75	5 D	.5	2.5	13.063	10.875	1.875
C	36	.625	.875	6 D	.75	3	15.688	13.063	2.25
	48	.75	1.25	8 D	.5	4	20.875	17.375	3

WARNING SIGN COLORS:
LEGEND — BLACK
BACKGROUND— YELLOW (RETROREFLECTIVE)

TTC SIGN COLORS:
LEGEND — BLACK
BACKGROUND— ORANGE (RETROREFLECTIVE)



SIGN SIZE	DIMENSIONS (INCHES)							
	A	B	C	D	E	F	G	H
STD	30	18	1/2	3/4	2-1/2	5D	3	1-1/2
EXPWY	36	24	5/8	7/8	4-1/4	6D	3-1/2	2-1/4

REFERENCES

MdMUTCD SECTION - 2C.33

COLORS

LEGEND - BLACK

BACKGROUND - FLUORESCENT YELLOW

APPROVED Tom Hicks (signature on file)
DIRECTOR - OFFICE OF TRAFFIC AND SAFETY

Maryland Department of Transportation
STATE HIGHWAY ADMINISTRATION
MARYLAND STANDARD HIGHWAY SIGNS



APPROVAL • SHA REVISIONS	APPROVAL • FEDERAL HIGHWAY ADMINISTRATION
APPROVAL 03/02/2009	APPROVAL
REVISED	REVISED
REVISED	REVISED
REVISED	REVISED

BEYOND SIGNAL

SIGN NUMBER

W5-3(1)



SIGN SIZE	DIMENSIONS (INCHES)						
	A	B	C	D	E	F	G
MIN	24	3/8	5/8	4C	2	3	1-1/2
STD	30	1/2	3/4	5C	2-1/2	4	1-7/8
EXPWY	36	5/8	7/8	6C	3	5	2-1/4
FWY	48	3/4	1-1/4	8C	4	7	3

REFERENCES

MdMUTCD SECTION - 2C.17, 5C.06

COLORS

FOR USE AS WARNING SIGNS

LEGEND - BLACK
BACKGROUND - FLUORESCENT YELLOW

FOR USE AS WORK AREA SIGNS

LEGEND - BLACK
BACKGROUND - FLUORESCENT ORANGE

APPROVED Tom Hicks (signature on file)
DIRECTOR - OFFICE OF TRAFFIC AND SAFETY

Maryland Department of Transportation
STATE HIGHWAY ADMINISTRATION
MARYLAND STANDARD HIGHWAY SIGNS

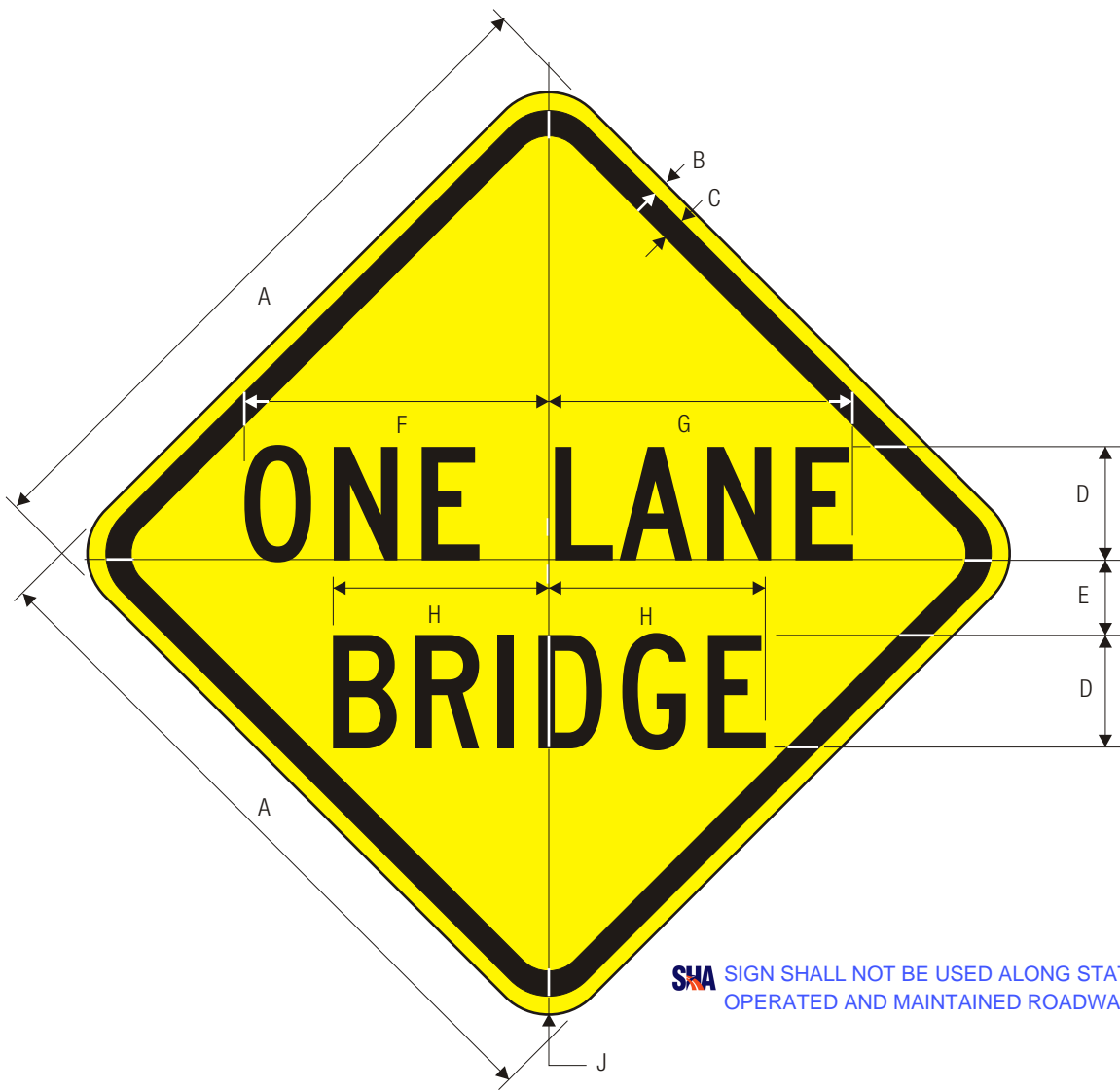


APPROVAL • SHA REVISIONS	APPROVAL • FEDERAL HIGHWAY ADMINISTRATION
APPROVAL 03/02/2009	APPROVAL
REVISED	REVISED
REVISED	REVISED
REVISED	REVISED

ONE LANE BRIDGE

SIGN NUMBER

W5-3(2)



SHA SIGN SHALL NOT BE USED ALONG STATE OWNED, OPERATED AND MAINTAINED ROADWAYS.

W5-3

ONE LANE BRIDGE

A	B	C	D	E	F	G	H	J
24	.375	.625	4 C	2.5	10.625	10.625	7.688	1.5
30	.5	.75	5 C	3.25	13.313	12.688	9.125	1.875
36	.625	.875	6 C	4	16	15.25	11.5	2.25
48	.75	1.25	8 C	5	21.25	20.25	15.375	3

C

WARNING SIGN COLORS:
 LEGEND — BLACK
 BACKGROUND— YELLOW (RETROREFLECTIVE)

TTC SIGN COLORS:
 LEGEND — BLACK
 BACKGROUND— ORANGE (RETROREFLECTIVE)



W5-4

RAMP NARROWS

	A	B	C	D	E	F	G	H	J
	30	.5	.75	5 D	2.722	1.080	8.626	14.951	1.875
C	36	.625	.875	6 D	3.122	1.280	10.367	17.933	2.25
	48	.75	1.25	8 D	5.884	1.681	13.890	24.058	3

WARNING SIGN COLORS:

LEGEND — BLACK
 SHWA BACKGROUND — FLUORESCENT YELLOW (RETROREFLECTIVE)

TTC SIGN COLORS:

LEGEND — BLACK
 SHWA BACKGROUND — FLUORESCENT ORANGE (RETROREFLECTIVE)

SHWA REFERENCES
 MdMUTCD SECTION - NONE



SIGN SIZE	DIMENSIONS (INCHES)					
	A	B	C	D	E	F
MIN	18	3/8	5/8	3C	1-1/2	1-1/2
STD	30	1/2	3/4	5C	2-1/2	1-7/8

REFERENCES

MdMUTCD SECTION - 9B.18

COLORS

LEGEND - BLACK

BACKGROUND - FLUORESCENT YELLOW

APPROVED Tom Hicks (signature on file)
DIRECTOR - OFFICE OF TRAFFIC AND SAFETY

Maryland Department of Transportation
STATE HIGHWAY ADMINISTRATION
MARYLAND STANDARD HIGHWAY SIGNS



APPROVAL • SHA REVISIONS	APPROVAL • FEDERAL HIGHWAY ADMINISTRATION
APPROVAL 03/02/2009	APPROVAL
REVISED	REVISED
REVISED	REVISED
REVISED	REVISED

TRAIL NARROWS

SIGN NUMBER

W5-4a(1)



W5-4a

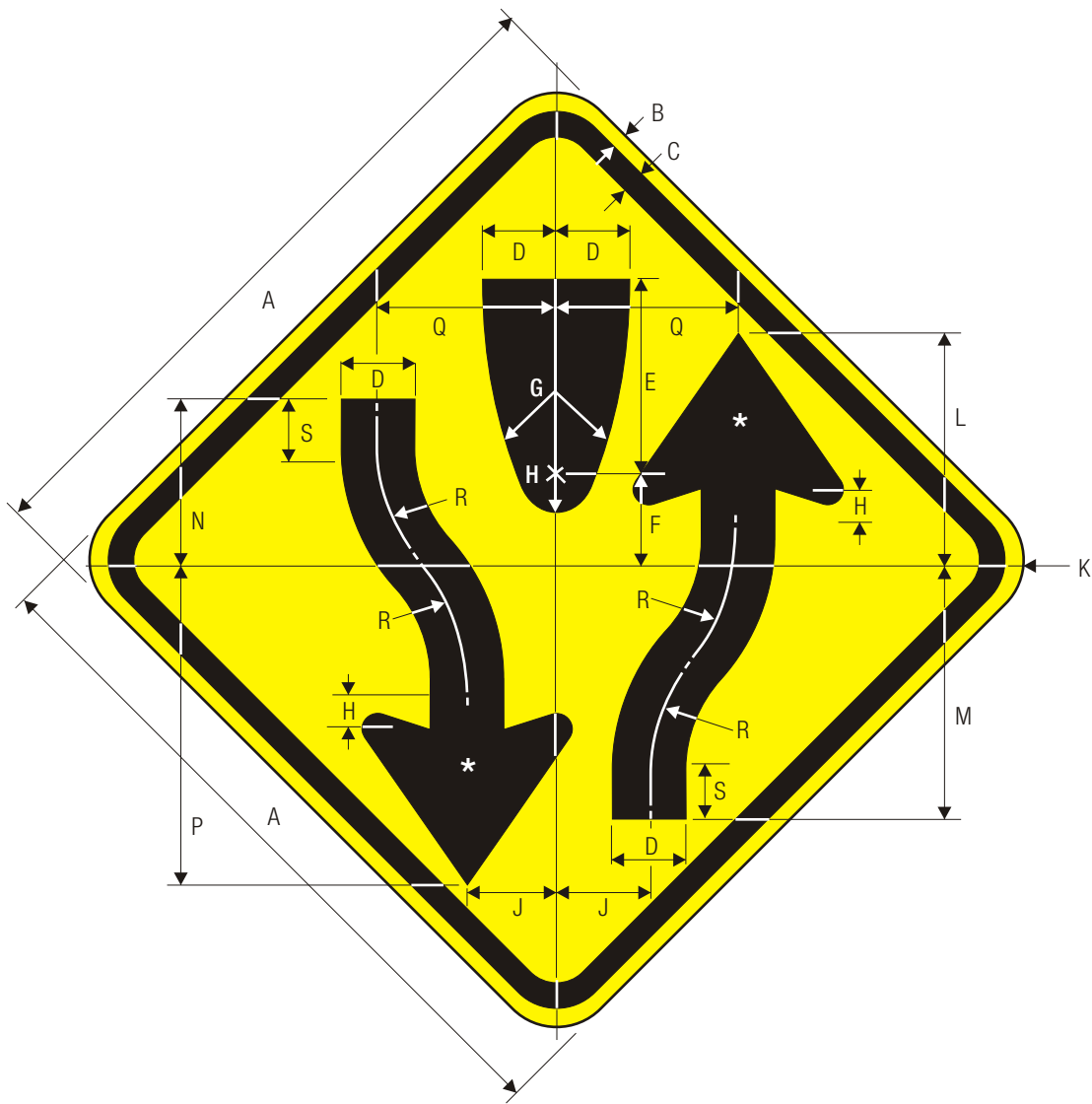
BIKEWAY NARROWS

SHA SIGN SHALL NOT BE USED ALONG STATE OWNED, OPERATED AND MAINTAINED ROADWAYS.

*Series 2000 Standard Alphabets.

A	B	C	D	E	F	G	H	J
18	.375	.625	.625	3 C	1	6.845	7.529	1.5
30	.5	.75	1	5 C	1.813	11.406	12.545	1.875

COLORS: LEGEND — BLACK
SHA BACKGROUND — YELLOW (RETROREFLECTIVE)



W6-1

DIVIDED HIGHWAY

SHA * FOR ARROWHEAD DIMENSIONS REFER TO STANDARD ARROW DETAILS IN APPENDIX-ARROWS SECTION FROM FHWA'S STANDARD HIGHWAY SIGNS BOOK-APPENDIX SECTION.

A	B	C	D	E	F	G	H	J	K	L	M
30	.5	.75	3.313	8.313	4.125	25	1.688	4.125	1.875	10	11.625
36	.625	.875	4	10	5	30	2	5	2.25	12	14
48	.75	1.25	5.25	13.125	6.563	39.313	2.625	6.563	3	16	18.688

N	P	Q	R	S
7.938	13.688	7.875	8.313	2.063
9.5	16.5	9.5	10	2.5
12.688	22	12.438	13.125	3.313

WARNING SIGN COLORS:

SYMBOL — BLACK

SHA BACKGROUND— FLUORESCENT YELLOW (RETROREFLECTIVE)

TTC SIGN COLORS:

SYMBOL — BLACK

SHA BACKGROUND— FLUORESCENT ORANGE (RETROREFLECTIVE)

SHA REFERENCES

MdMUTCD SECTION - 2C.18



SHA SIGN SHALL NOT BE USED ALONG STATE OWNED, OPERATED AND MAINTAINED ROADWAYS.

W6-1a

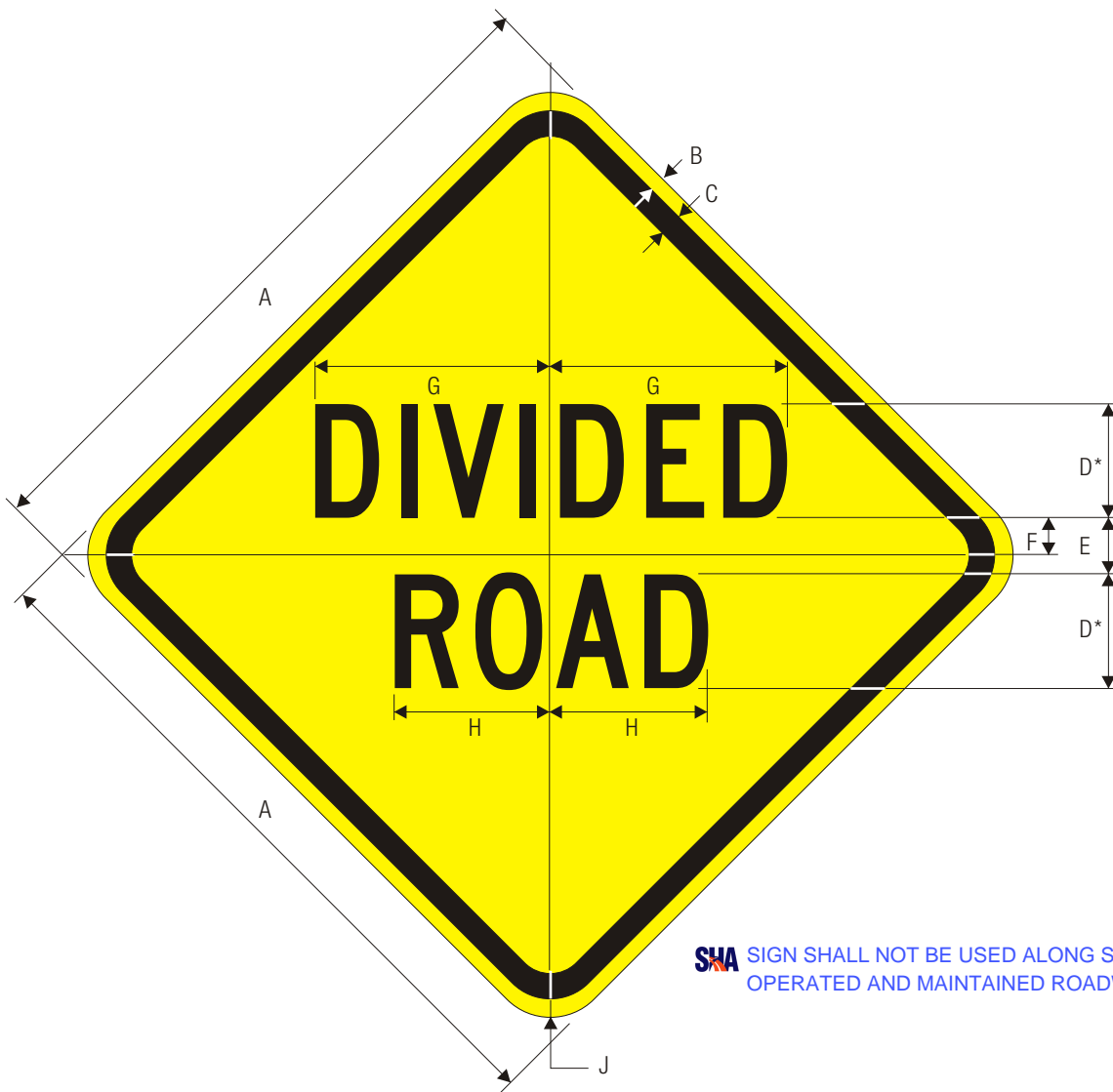
DIVIDED HIGHWAY

*Series 2000 Standard Alphabets.

C

A	B	C	D	E	F	G	H	J
24	.375	.625	4 C	2	1.361	8.286	9.447	1.5
30	.5	.75	5 C	2.481	1.721	10.367	11.808	1.875
36	.625	.875	6 C	3	2.081	12.449	14.170	2.25
48	.75	1.25	8 C	4	2.802	16.592	18.894	3

COLORS: LEGEND — BLACK
BACKGROUND — YELLOW (RETROREFLECTIVE)



SHA SIGN SHALL NOT BE USED ALONG STATE OWNED, OPERATED AND MAINTAINED ROADWAYS.

W6-1b

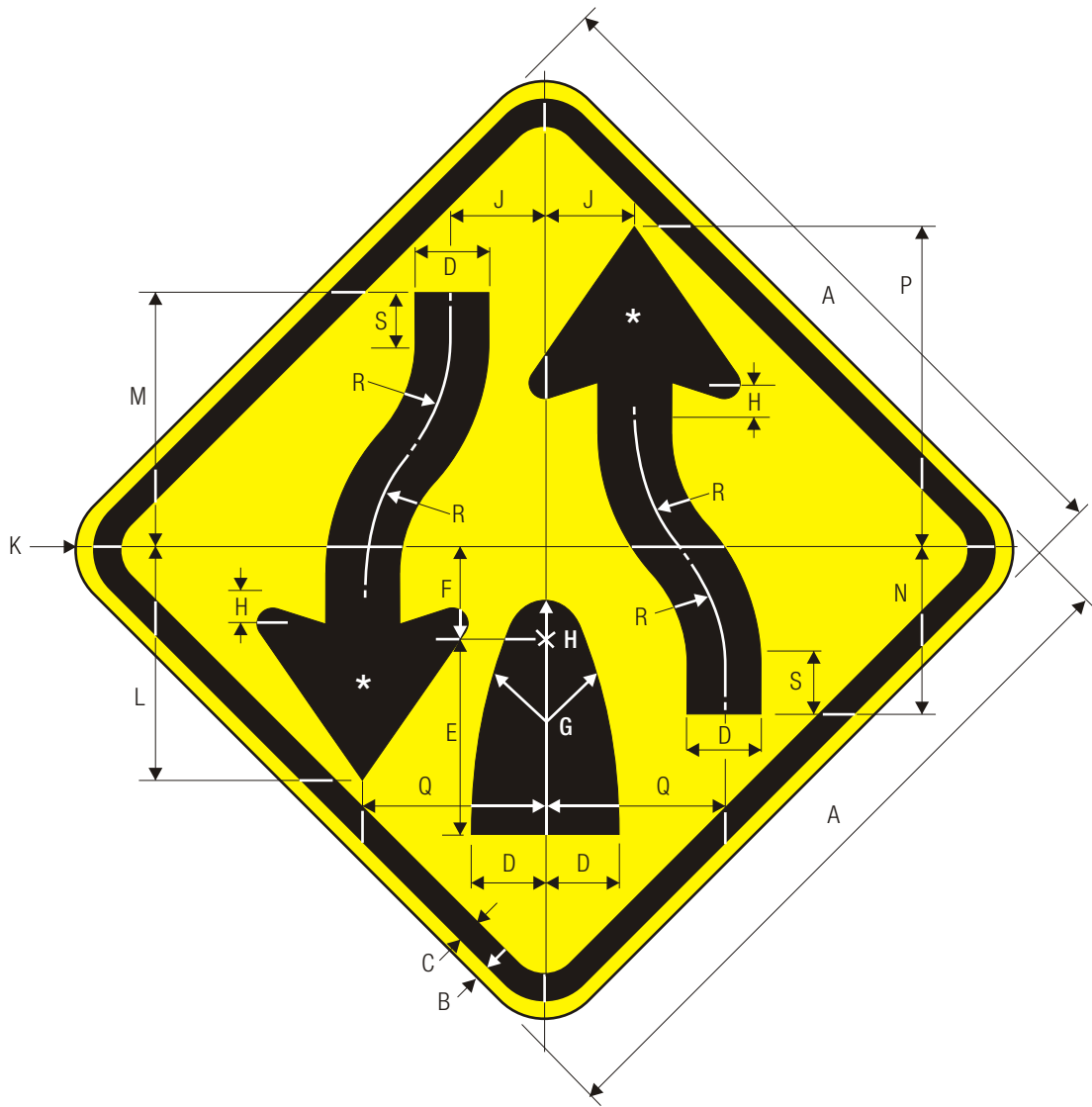
DIVIDED ROAD

*Series 2000 Standard Alphabets.

A	B	C	D	E	F	G	H	J
24	.375	.625	4 C	2	1.361	8.286	5.504	1.5
30	.5	.75	5 C	2.481	1.721	10.367	6.885	1.875
36	.625	.875	6 C	3	2.081	12.449	8.266	2.25
48	.75	1.25	8 C	4	2.802	16.592	11.028	3

C

COLORS: LEGEND — BLACK
BACKGROUND — YELLOW (RETROREFLECTIVE)



W6-2
DIVIDED HIGHWAY ENDS

SHA * FOR ARROWHEAD DIMENSIONS REFER TO STANDARD ARROW DETAILS IN APPENDIX-ARROWS SECTION FROM FHWA'S STANDARD HIGHWAY SIGNS BOOK-APPENDIX SECTION.

A	B	C	D	E	F	G	H	J	K	L	M
30	.5	.75	3.313	8.313	4.125	25	1.688	4.125	1.875	10	11.875
36	.625	.875	4	10	5	30	2	5	2.25	12	14
48	.75	1.25	5.25	13.125	6.563	39.313	2.625	6.563	3	16	18.688

N	P	Q	R	S
7.938	13.703	7.875	8.313	2.063
9.5	16.5	9.5	10	2.5
12.688	22	12.438	13.125	3.313

WARNING SIGN COLORS:

SYMBOL — BLACK
SHA BACKGROUND — FLUORESCENT YELLOW (RETROREFLECTIVE)

TTC SIGN COLORS:

SYMBOL — BLACK
SHA BACKGROUND — FLUORESCENT ORANGE (RETROREFLECTIVE)

SHA REFERENCES

MdMUTCD SECTION - 2C.19, 2C.34



W6-2a

DIVIDED HIGHWAY ENDS

*Series 2000 Standard Alphabets.

	A	B	C	D	E	F	G	H	J	K
	30	.5	.75	5 C	2.481	.760	10.367	11.808	6.805	1.875
C	36	.625	.875	6 C	3	.880	12.449	14.170	8.166	2.25
	48	.75	1.25	8 C	4	.960	16.592	18.894	10.888	3

WARNING SIGN COLORS:

LEGEND — BLACK
 BACKGROUND — YELLOW (RETROREFLECTIVE)

TTC SIGN COLORS:

LEGEND — BLACK
 BACKGROUND — ORANGE (RETROREFLECTIVE)



W6-2b

DIVIDED ROAD ENDS

*Series 2000 Standard Alphabets.

A	B	C	D	E	F	G	H	J	K
24	.375	.625	4 C	2	.400	8.286	5.505	5.444	1.5
30	.5	.75	5 C	2.481	.760	10.367	6.885	6.805	1.875
36	.625	.875	6 C	3	.880	12.449	8.266	8.166	2.25
48	.75	1.25	8 C	4	.960	16.592	11	10.888	3

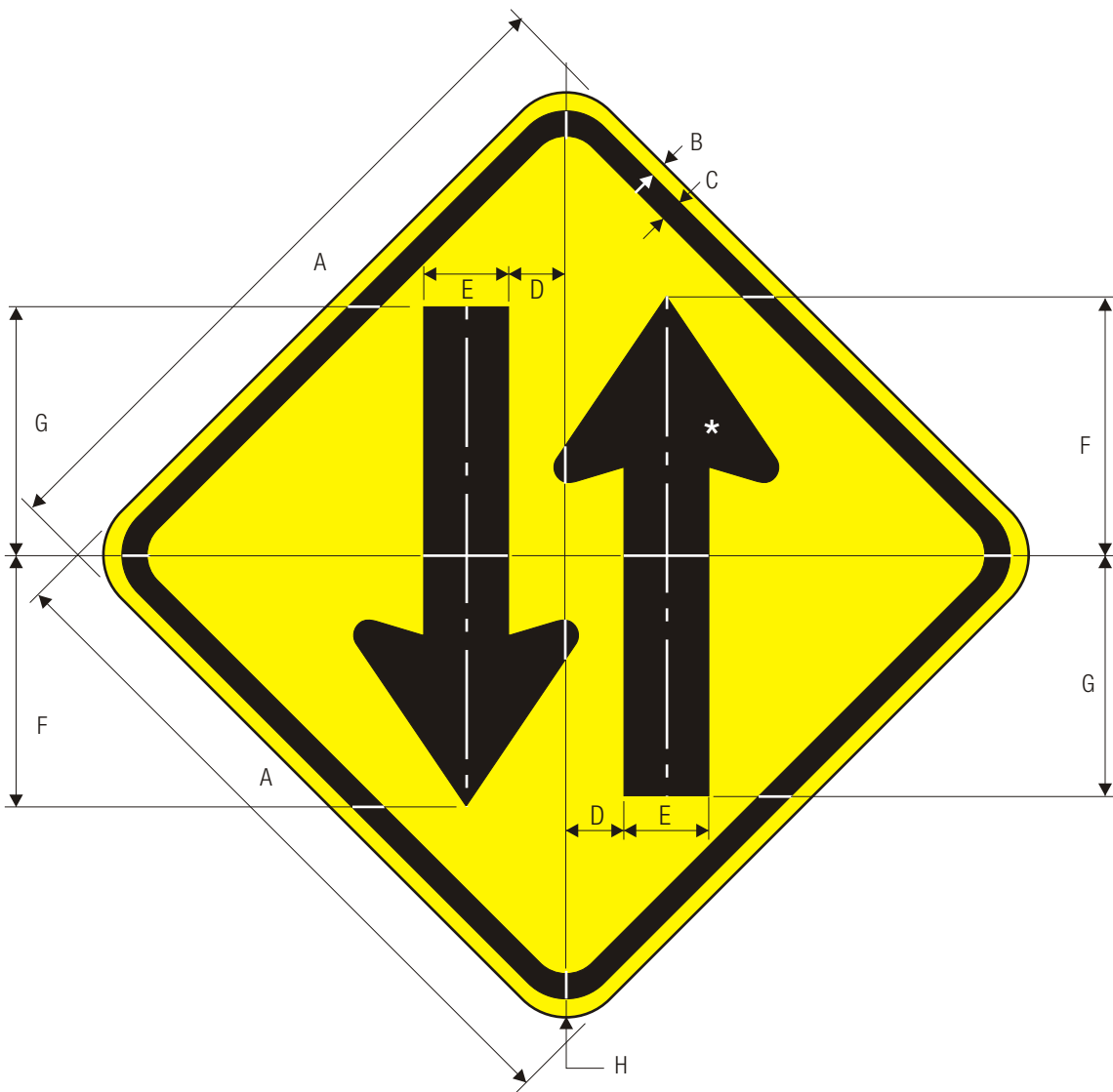
C

WARNING SIGN COLORS:

LEGEND — BLACK
BACKGROUND — YELLOW (RETROREFLECTIVE)

TTC SIGN COLORS:

LEGEND — BLACK
BACKGROUND — ORANGE (RETROREFLECTIVE)



W6-3

TWO WAY TRAFFIC

SHA * FOR ARROWHEAD DIMENSIONS REFER TO STANDARD ARROW DETAILS IN APPENDIX-ARROWS SECTION FROM FHWA'S STANDARD HIGHWAY SIGNS BOOK-APPENDIX SECTION.

	A	B	C	D	E	F	G	H
	30	.5	.75	2.438	3.75	11.25	10.625	1.875
C	36	.625	.875	2.938	4.25	13.5	12.75	2.25
	48	.75	1.25	3.875	6	18	17	3

WARNING SIGN COLORS:

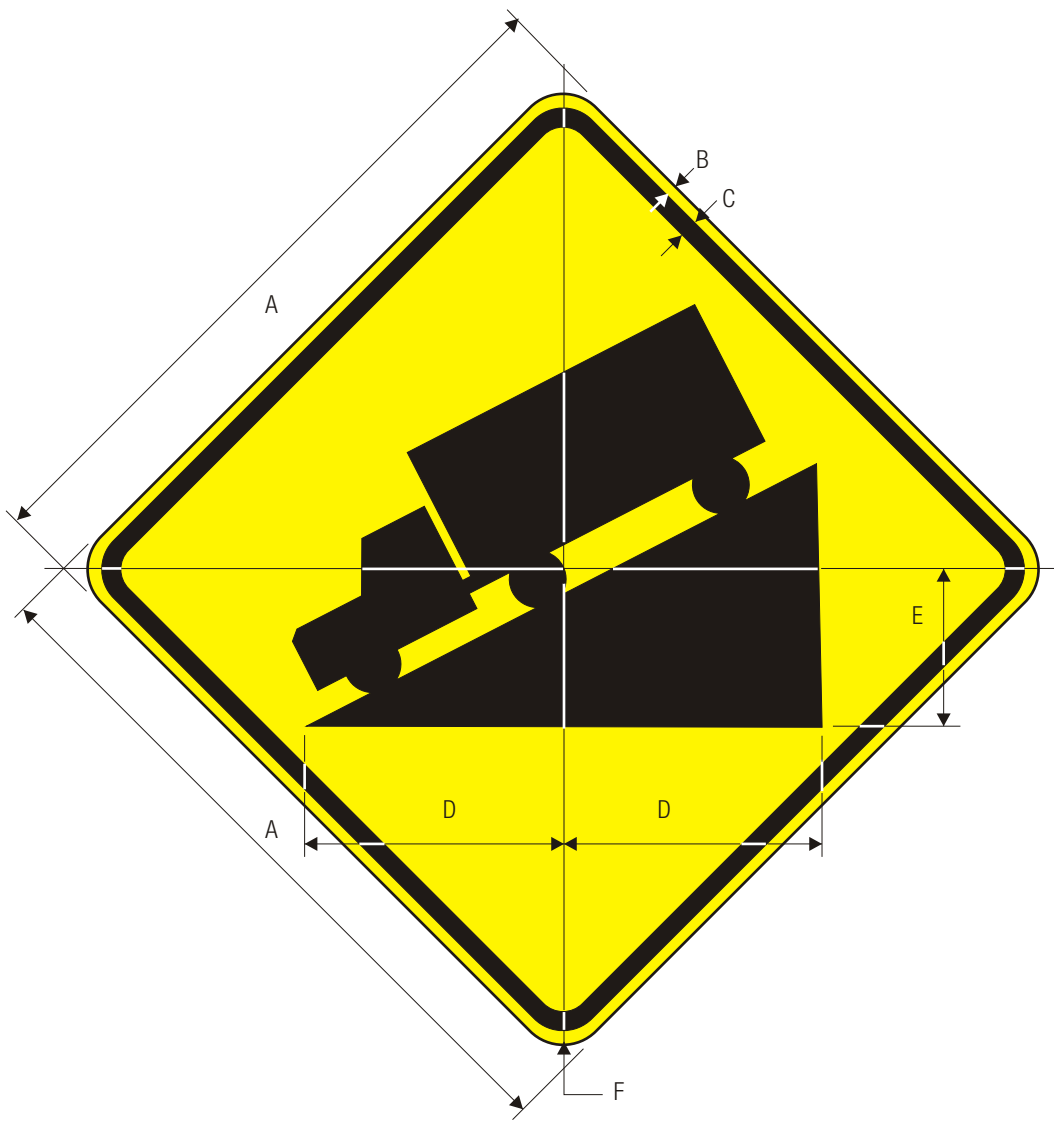
SYMBOL — BLACK
SHA BACKGROUND — FLUORESCENT YELLOW (RETROREFLECTIVE)

TTC SIGN COLORS:

SYMBOL — BLACK
SHA BACKGROUND — FLUORESCENT ORANGE (RETROREFLECTIVE)

SHA REFERENCES

MdMUTCD SECTION - 2C.19, 2C.34



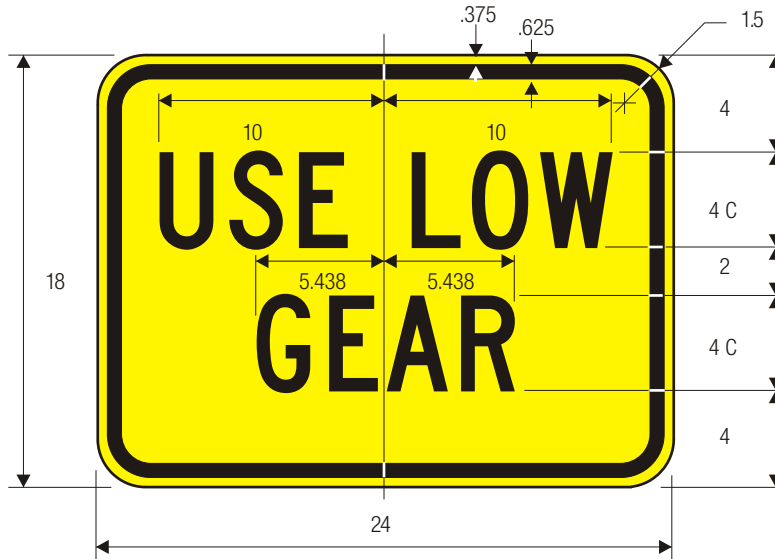
W7-1
HILL

SHA * FOR ARROWHEAD DIMENSIONS REFER TO STANDARD ARROW DETAILS IN APPENDIX-ARROWS SECTION FROM FHWA'S STANDARD HIGHWAY SIGNS BOOK-APPENDIX SECTION.

	A	B	C	D	E	F
	24	.375	.625	8.75	6	1.5
C	30	.5	.75	11	7.5	1.875
	36	.625	.875	13.25	9	2.25
	48	.75	1.25	17.5	12	3

WARNING SIGN COLORS:
SYMBOL — BLACK
SHA BACKGROUND— FLUORESCENT YELLOW
(RETROREFLECTIVE)

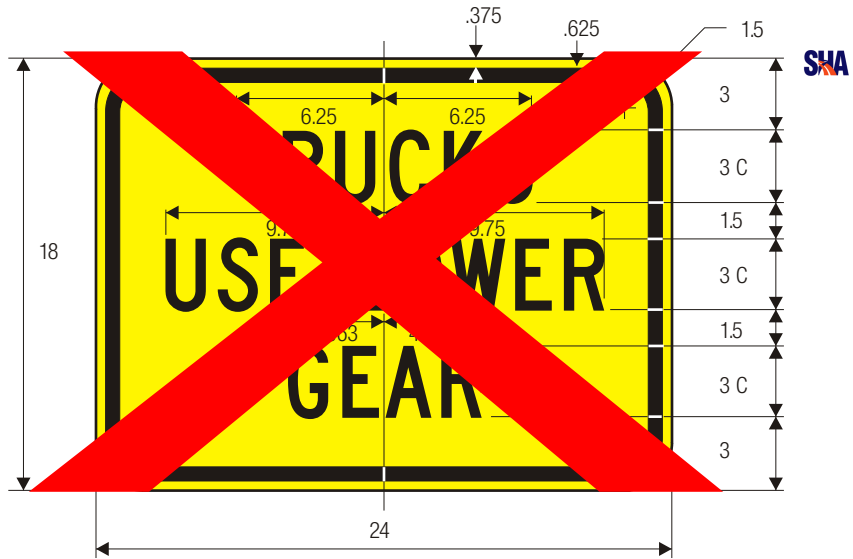
TTC SIGN COLORS:
SYMBOL — BLACK
SHA BACKGROUND— FLUORESCENT ORANGE (RETROREFLECTIVE)



W7-2

HILL PLAQUE

SHA REFERENCES
MdMUTCD SECTION - 2C.48

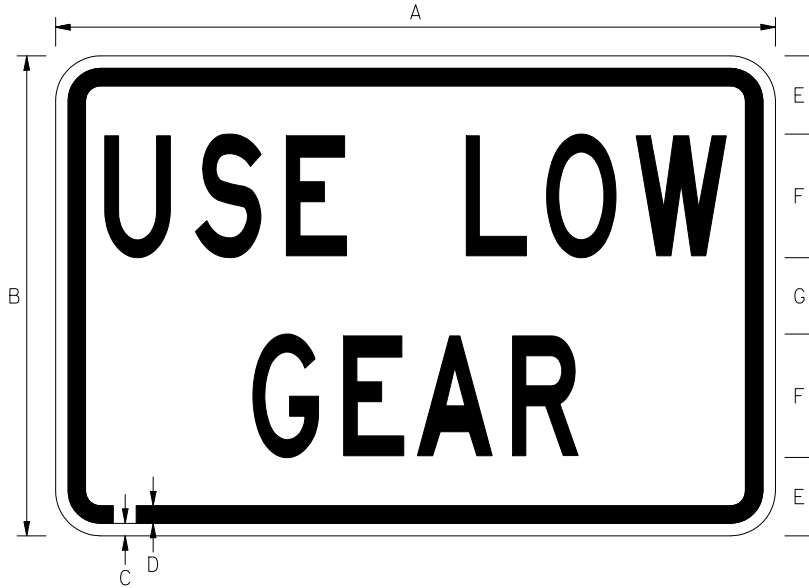


W7-2b

HILL PLAQUE

SHA

COLORS: LEGEND — BLACK
SHA BACKGROUND — FLUORESCENT YELLOW (RETROREFLECTIVE)



NOTE: SIGN SUPPLEMENTS FEDERAL SIGN W7-2.

SIGN SIZE	DIMENSIONS (INCHES)							
	A	B	C	D	E	F	G	H
EXPWY	36	24	5/8	7/8	4	6C	5	2-1/4
FWY	48	36	3/4	1-1/4	7	8C	7	3

REFERENCES

MdMUTCD SECTION - 2C.12, 2C.48

COLORS

LEGEND - BLACK

BACKGROUND - FLUORESCENT YELLOW

APPROVED Tom Hicks (signature on file)
DIRECTOR - OFFICE OF TRAFFIC AND SAFETY

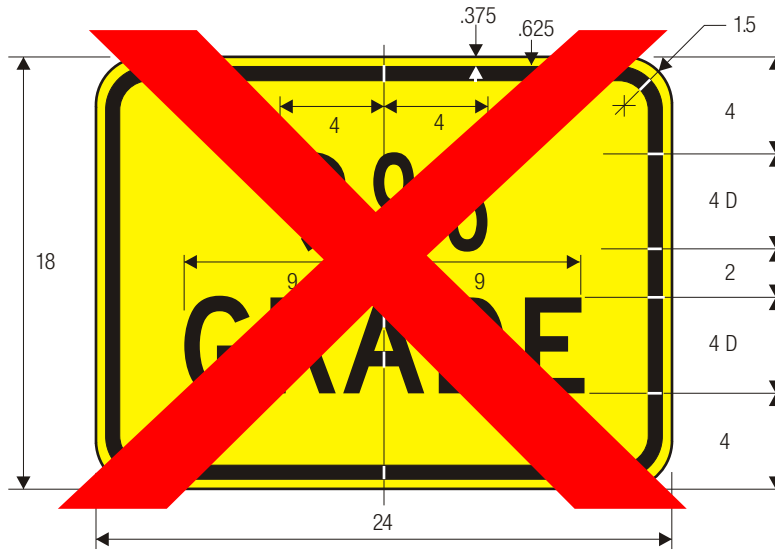
	APPROVAL • SHA REVISIONS	APPROVAL • FEDERAL HIGHWAY ADMINISTRATION
	APPROVAL 03/02/2009	APPROVAL
	REVISED	REVISED
	REVISED	REVISED

Maryland Department of Transportation
STATE HIGHWAY ADMINISTRATION
MARYLAND STANDARD HIGHWAY SIGNS

USE LOW GEAR

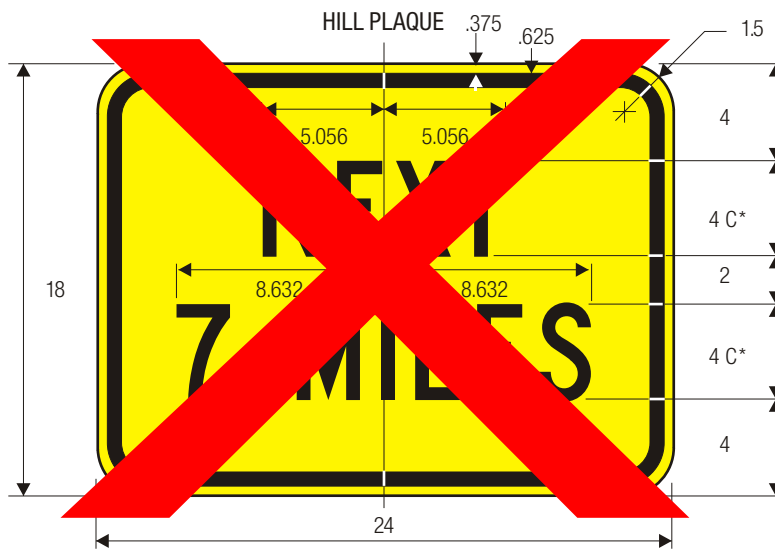
SIGN NUMBER

W7-2(1)



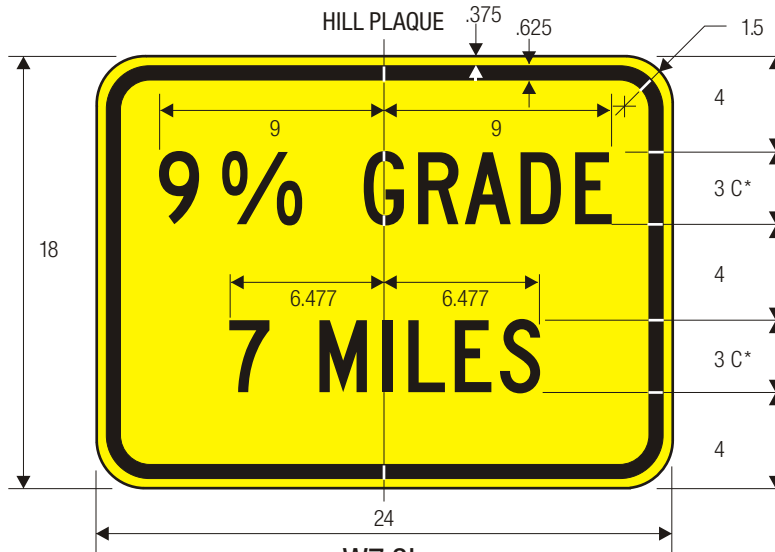
W7-3

SHA



W7-3a

SHA

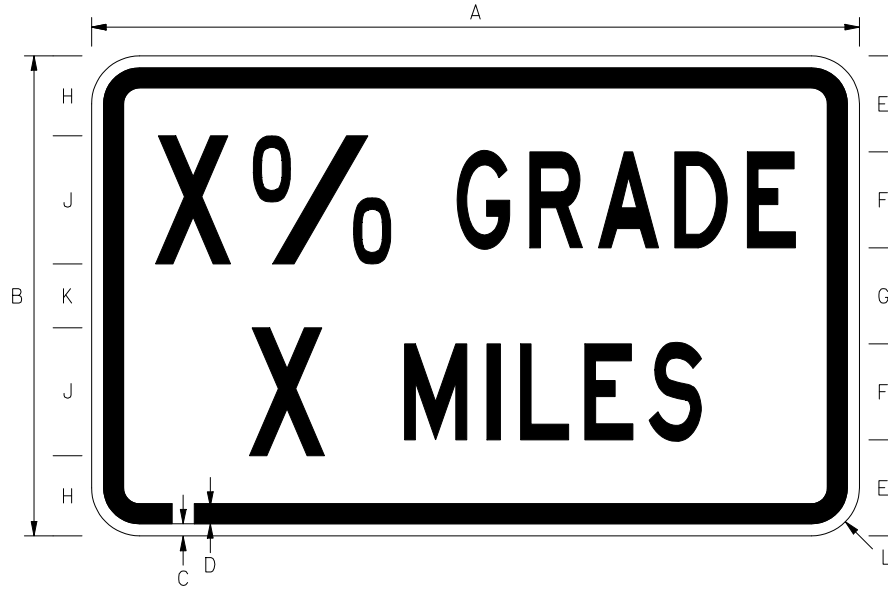


W7-3b
HILL PLAQUE

SHA SIGN SHALL NOT BE USED ALONG STATE OWNED, OPERATED AND MAINTAINED ROADWAYS.

*Series 2000 Standard Alphabets.

COLORS: LEGEND — BLACK
BACKGROUND — YELLOW (RETROREFLECTIVE)



SIGN SIZE	DIMENSIONS (INCHES)										
	A	B	C	D	E	F	G	H	J	K	L
STD	36	24	5/8	7/8	5	4C	6	4	6C	4	2-1/4
EXPWY	48	30	3/4	1-1/4	6	6C	6	5	8C	4	3
FWY	60	36	3/4	1-1/4	6-1/2	8C	7	5-1/2	10C	5	3

REFERENCES

MdMUTCD SECTION - 2C.12, 2C.48

COLORS

LEGEND - BLACK

BACKGROUND - FLUORESCENT YELLOW

APPROVED Tom Hicks (signature on file)
DIRECTOR - OFFICE OF TRAFFIC AND SAFETY

Maryland Department of Transportation
STATE HIGHWAY ADMINISTRATION
MARYLAND STANDARD HIGHWAY SIGNS



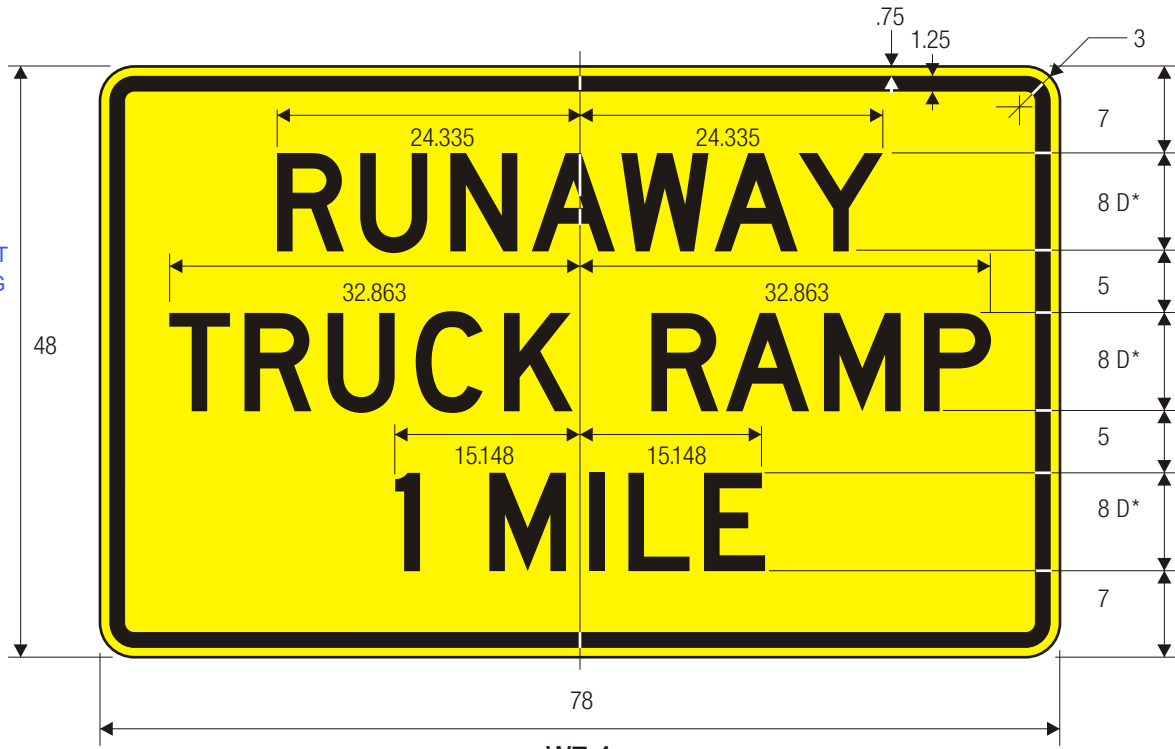
APPROVAL • SHA REVISIONS	APPROVAL • FEDERAL HIGHWAY ADMINISTRATION
APPROVAL 03/02/2009	APPROVAL
REVISED	REVISED
REVISED	REVISED
REVISED	REVISED

X% GRADE X MILES

SIGN NUMBER

W7-3b(1)

SHA SIGN SHALL NOT BE USED ALONG STATE OWNED, OPERATED AND MAINTAINED ROADWAYS.



W7-4

TRUCK ESCAPE RAMP



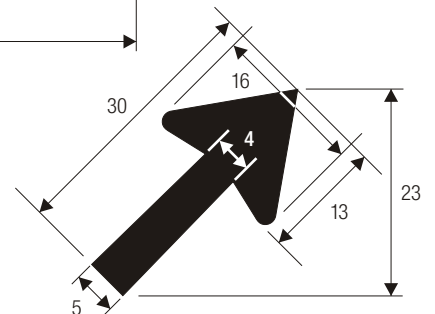
W7-4b

SHA REFERENCES
MdMUTCD SECTION - 2C.13

SHA *Series 2000 Standard Alphabets.
**FOR ARROWHEAD DIMENSIONS REFER TO ARROWS FOR GUIDE SIGNS DOWN-ARROW DETAIL IN APPENDIX-ARROW SECTION FROM FHWA'S STANDARD HIGHWAY SIGNS BOOK-APPENDIX SECTION

TRUCK ESCAPE RAMP

COLORS: LEGEND — BLACK
SHA BACKGROUND — FLUORESCENT YELLOW (RETROREFLECTIVE)

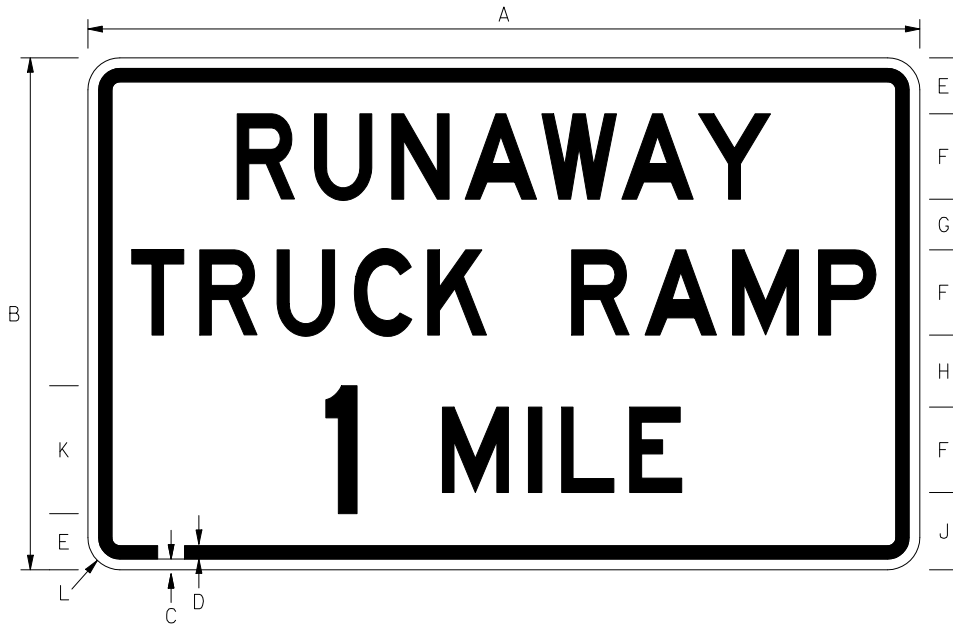




W7-4c

*Series 2000 Standard Alphabets.

TRUCK ESCAPE RAMP



SIGN SIZE	DIMENSIONS (INCHES)										
	A	B	C	D	E	F	G	H	J	K	L
STD	78	48	1	1-1/4	5-1/4	80	4-3/4	6-3/4	7-1/4	120	3

REFERENCES

MdMUTCD SECTION - 2C.13

COLORS

LEGEND - BLACK

BACKGROUND - FLUORESCENT YELLOW

APPROVED Tom Hicks (signature on file)
DIRECTOR - OFFICE OF TRAFFIC AND SAFETY

Maryland Department of Transportation
STATE HIGHWAY ADMINISTRATION
MARYLAND STANDARD HIGHWAY SIGNS

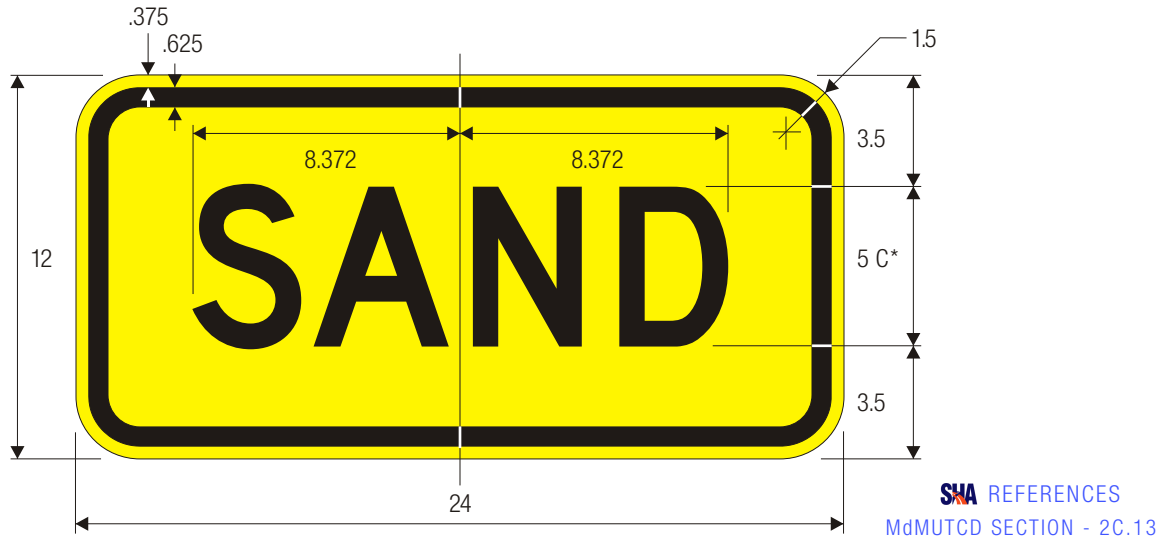


APPROVAL • SHA REVISIONS	APPROVAL • FEDERAL HIGHWAY ADMINISTRATION
APPROVAL 03/02/2009	APPROVAL
REVISED	REVISED
REVISED	REVISED
REVISED	REVISED

RUNAWAY TRUCK RAMP 1 MILE

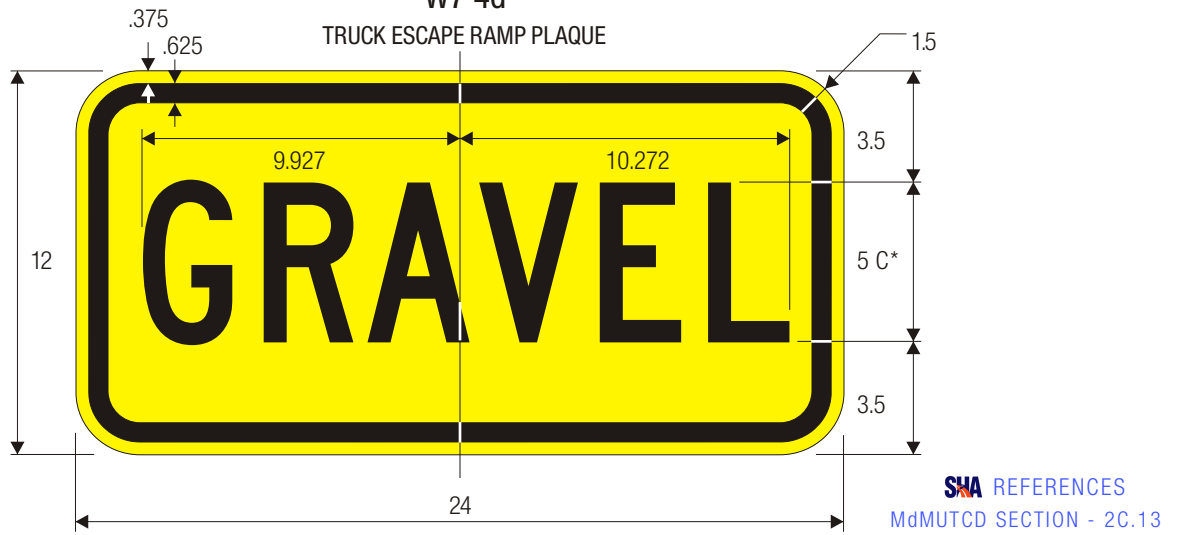
SIGN NUMBER

W7-4(1)



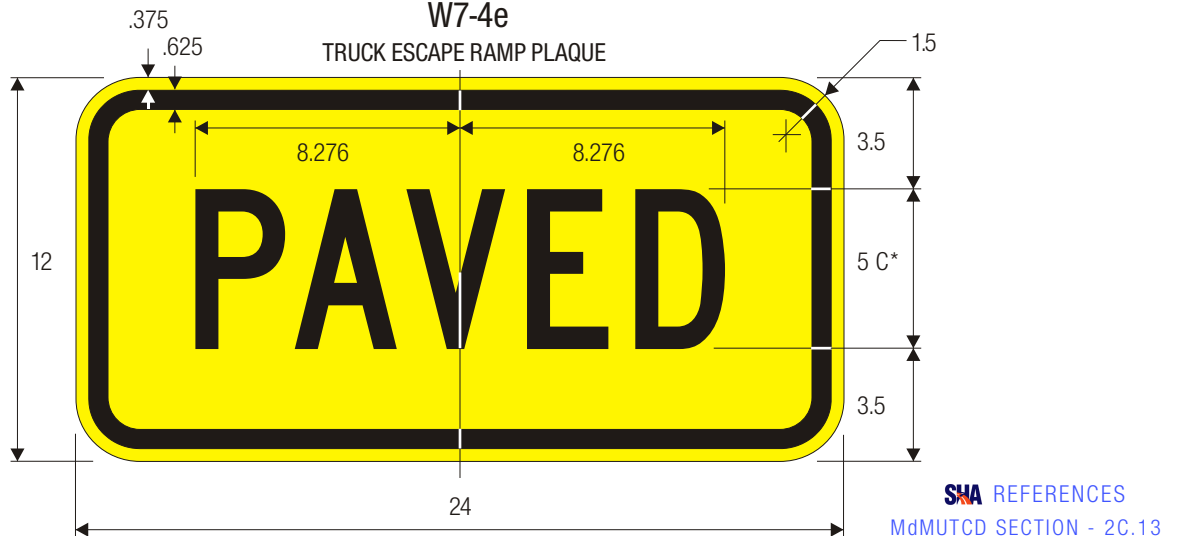
W7-4d

TRUCK ESCAPE RAMP PLAQUE



W7-4e

TRUCK ESCAPE RAMP PLAQUE



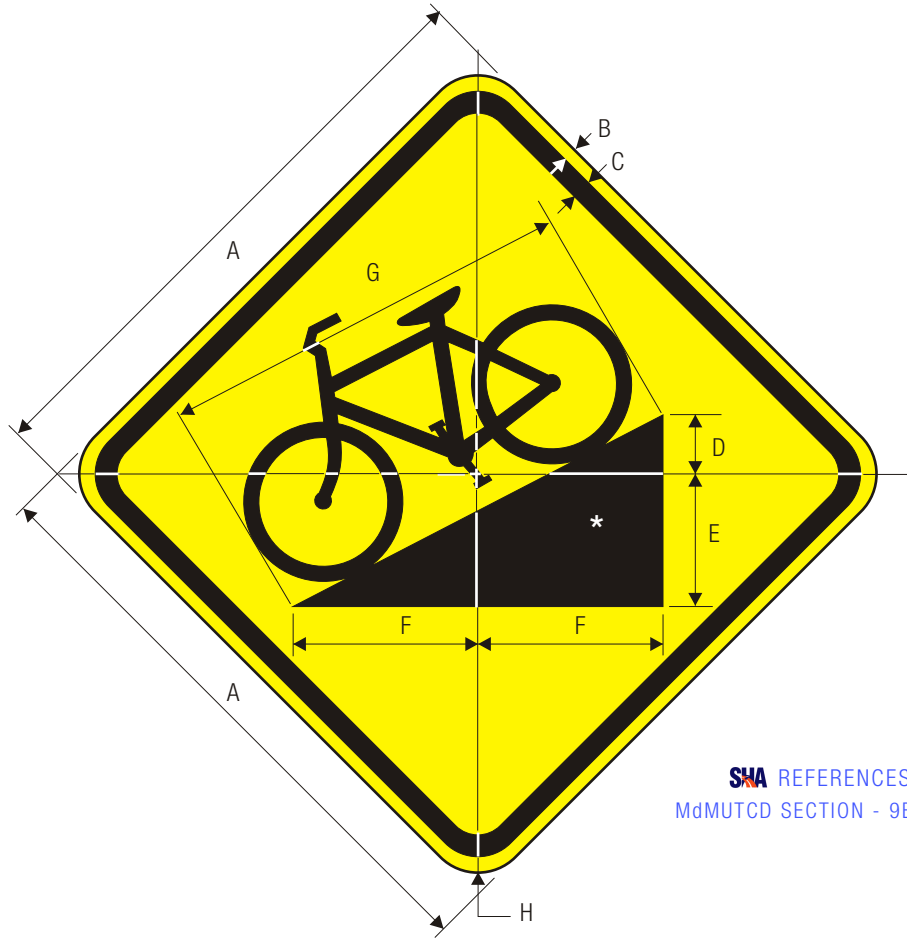
W7-4f

TRUCK ESCAPE RAMP PLAQUE

*Series 2000 Standard Alphabets.

COLORS: LEGEND — BLACK

SHA BACKGROUND — FLUORESCENT YELLOW (RETROREFLECTIVE)



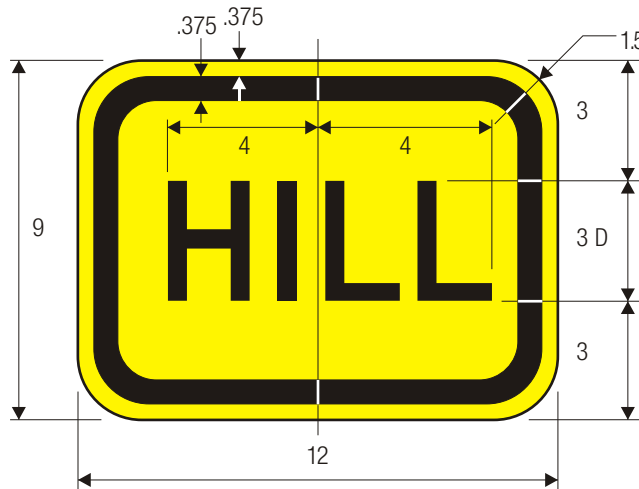
SHA REFERENCES
MdMUTCD SECTION - 9B.18

W7-5

BICYCLE HILL PLAQUE

SHA *FOR SYMBOL DESIGN REFER TO THE APPENDIX-GRID SECTION FROM FHWA'S STANDARD HIGHWAY SIGNS BOOK -APPENDIX SECTION

A	B	C	D	E	F	G	H
18	.375	.625	1.75	4	5.625	12.625	1.5
24	.375	.625	2.3	5.3	7.5	16.833	1.5

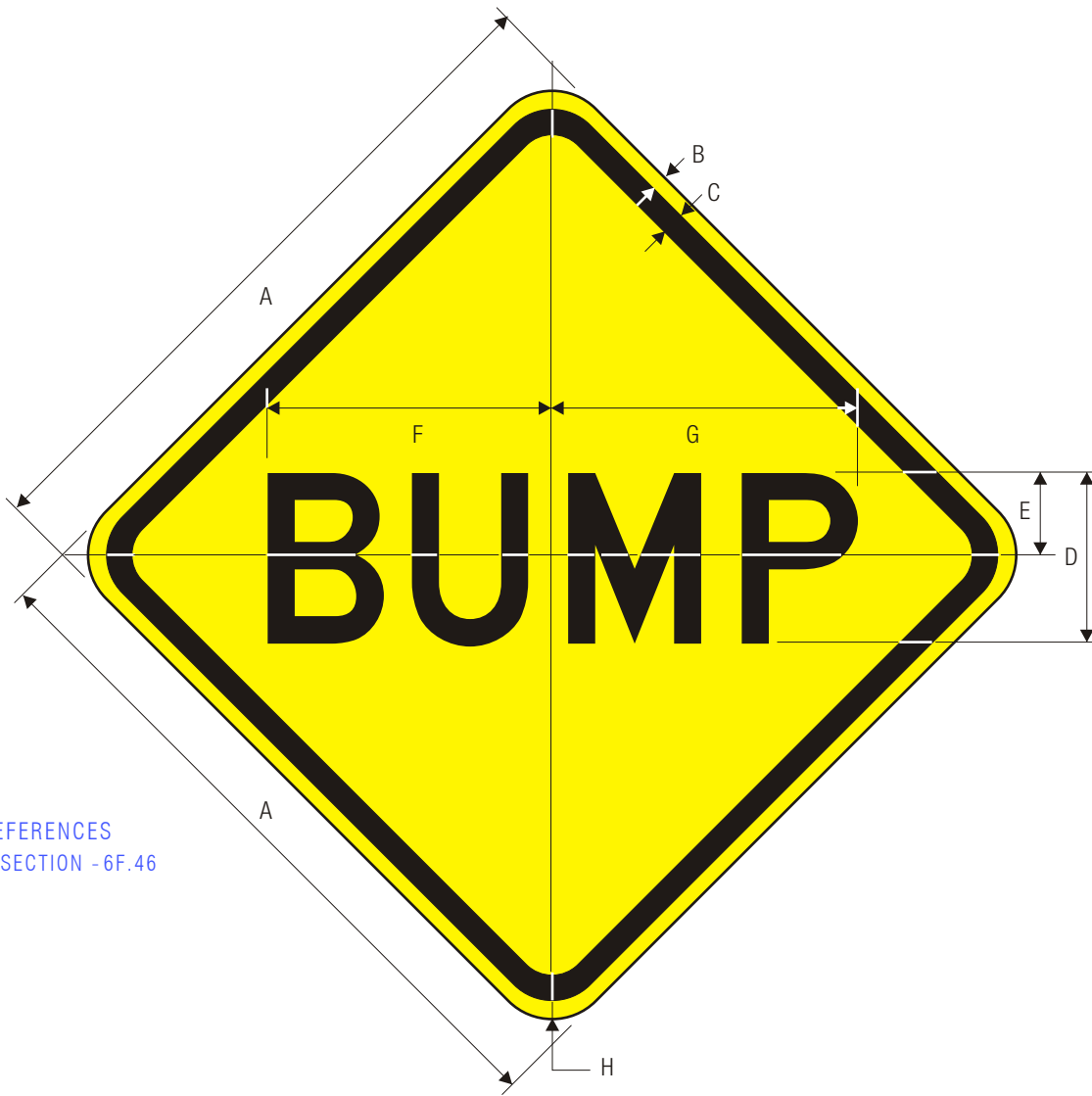


W7-5a

SHA REFERENCES
MdMUTCD SECTION - 9B.18

COLORS: LEGEND — BLACK

SHA BACKGROUND — FLUORESCENT YELLOW (RETROREFLECTIVE)



SHA REFERENCES
MdMUTCD SECTION - 6F.46

W8-1

BUMP

C

A	B	C	D	E	F	G	H
18	.375	.625	4 D	2	6.489	7.341	1.5
24	.375	.625	6 D	3	10.188	10.813	1.5
30	.5	.75	8 D	4	13.625	14.375	1.875
36	.625	.875	10 D	5	16.938	17.938	2.25
48	.75	1.25	12 D	6	20.375	21.625	3

WARNING SIGN COLORS:

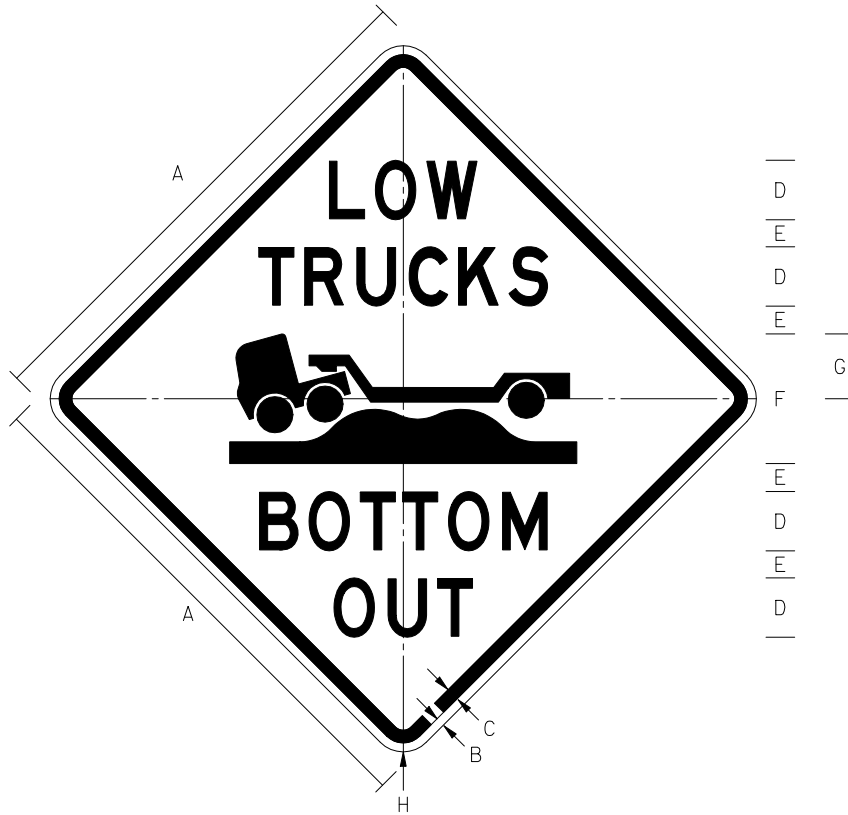
LEGEND — BLACK

BACKGROUND— YELLOW (RETROREFLECTIVE)

TTC SIGN COLORS:

LEGEND — BLACK

BACKGROUND— FLUORESCENT ORANGE (RETROREFLECTIVE)



NOTE: FOR SYMBOL DESIGN REFER TO W8-1(I) GRID IN APPENDIX-GRID SECTION.

SIGN SIZE	DIMENSIONS (INCHES)							
	A	B	C	D	E	F	G	H
STD	36	5/8	7/8	4D	2	9	4-1/2	2-1/4

REFERENCES

MdMUTCD SECTION - 2C.54

COLORS

LEGEND - BLACK

BACKGROUND - FLUORESCENT YELLOW

APPROVED Tom Hicks (signature on file)
DIRECTOR - OFFICE OF TRAFFIC AND SAFETY

Maryland Department of Transportation
STATE HIGHWAY ADMINISTRATION
MARYLAND STANDARD HIGHWAY SIGNS

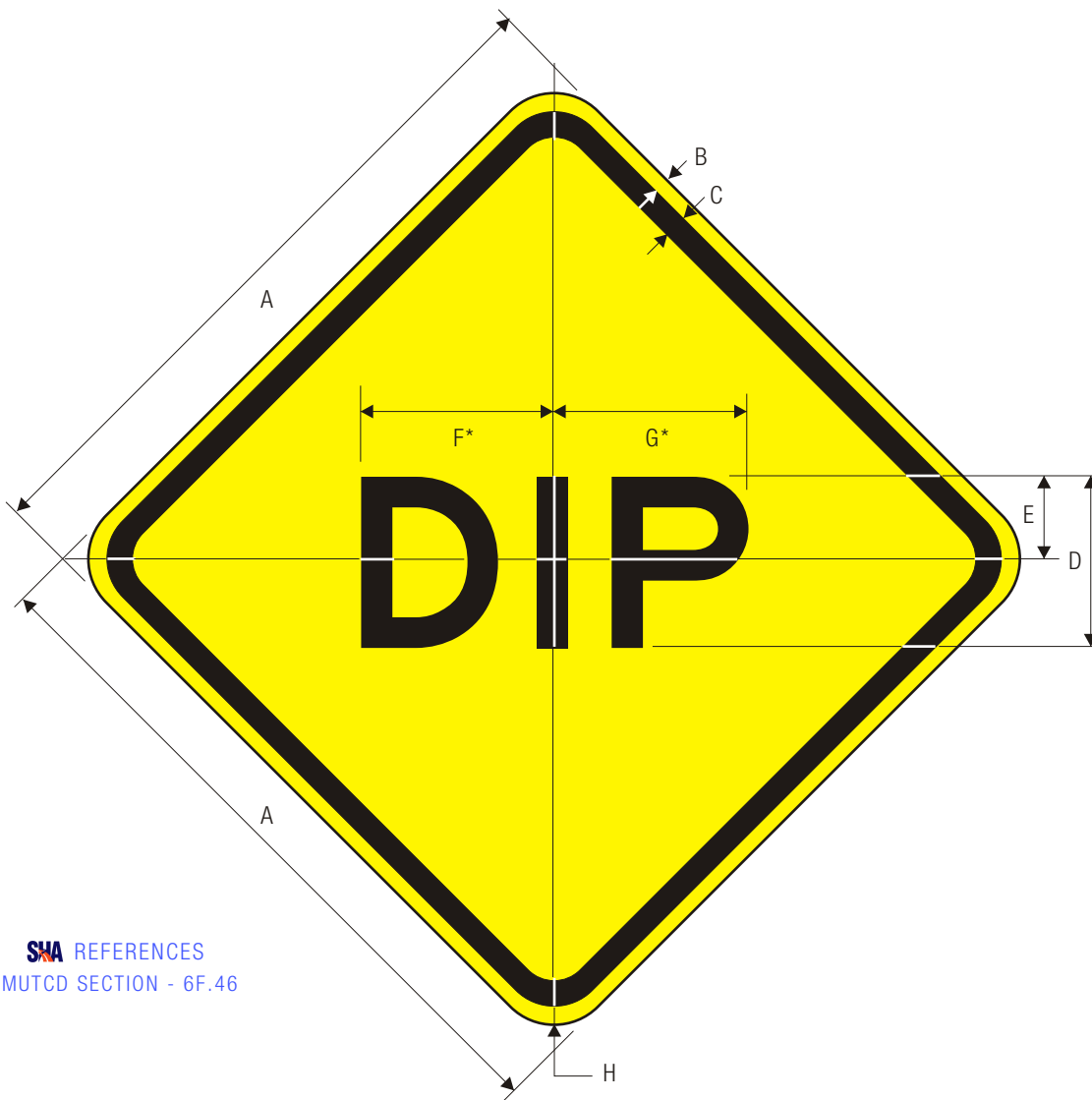
LOW TRUCKS BOTTOM OUT



APPROVAL • SHA REVISIONS	APPROVAL • FEDERAL HIGHWAY ADMINISTRATION
APPROVAL 03/02/2009	APPROVAL
REVISED	REVISED
REVISED	REVISED
REVISED	REVISED

SIGN NUMBER

W8-1(1)



SHA REFERENCES
MdMUTCD SECTION - 6F.46

W8-2
DIP

*Increase spacing 50%

C

A	B	C	D	E	F	G	H
18	.375	.625	5 E	2.5	5.813	6.71	1.5
24	.375	.625	6 E	3	7.125	8.125	1.5
30	.5	.75	8 E	4	9.5	10.875	1.875
36	.625	.875	10 E	5	11.875	13.5	2.25
48	.75	1.25	12 E	6	14.25	16.25	3

WARNING SIGN COLORS:

LEGEND — BLACK

BACKGROUND— YELLOW (RETROREFLECTIVE)

TTC SIGN COLORS:

LEGEND — BLACK

BACKGROUND— FLUORESCENT ORANGE (RETROREFLECTIVE)

SHA WARNING SIGN COLORS SHALL NOT BE USED ALONG
STATE OWNED, OPERATED AND MAINTAINED ROADWAYS.



W8-3

PAVEMENT ENDS

	A	B	C	D	E	F	G	H	J	K
	24	.375	.625	4 C	2.5	.5	11.188	5.313	5.438	1.5
C	30	.5	.75	5 C	3	.75	13.938	6.625	6.875	1.875
	36	.625	.875	6 C	3.5	1	16.75	7.875	8.25	2.25

WARNING SIGN COLORS:

LEGEND — BLACK

SHA BACKGROUND— FLUORESCENT YELLOW (RETROREFLECTIVE)

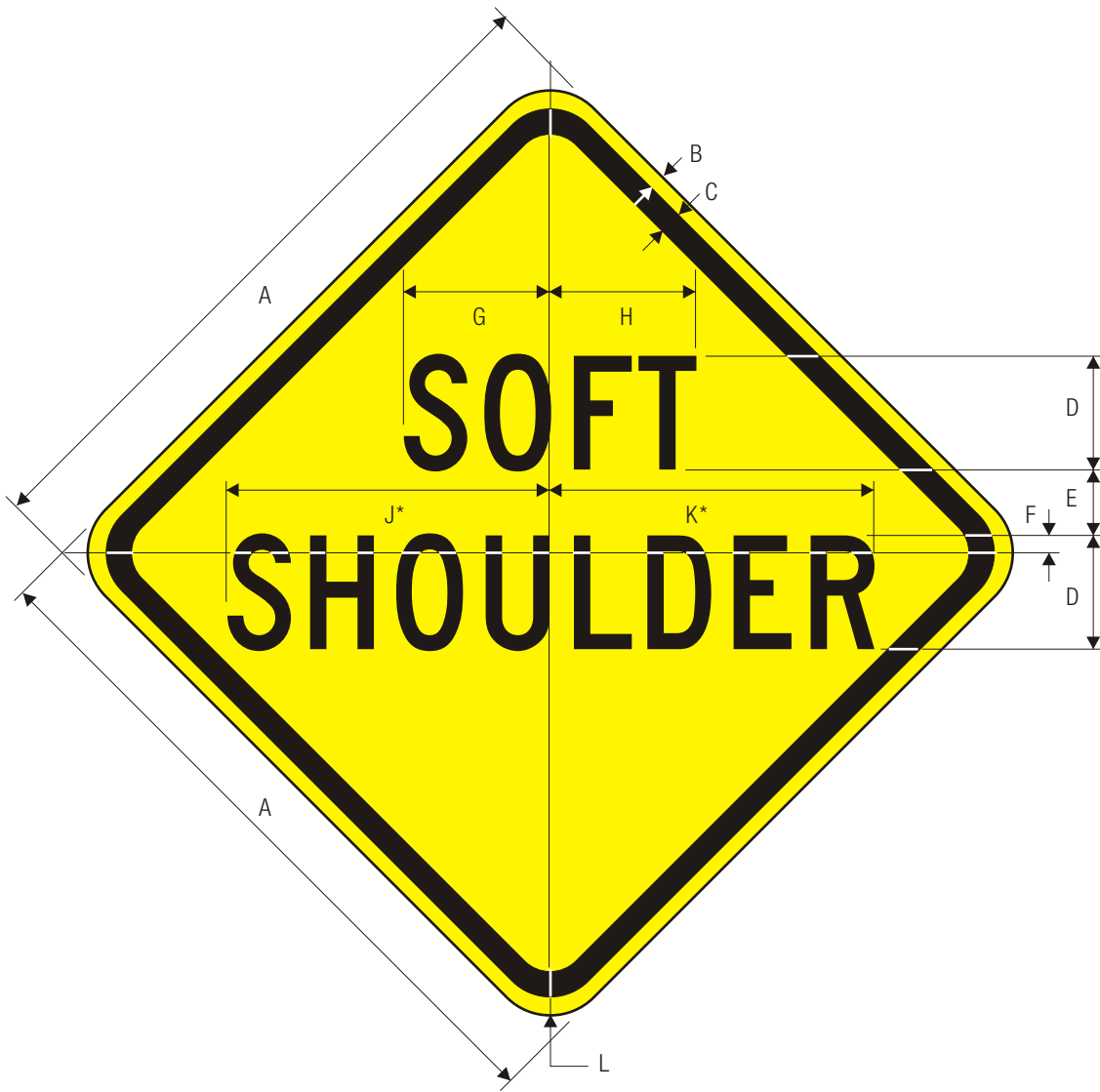
TTC SIGN COLORS:

LEGEND — BLACK

SHA BACKGROUND— FLUORESCENT ORANGE (RETROREFLECTIVE)

SHA REFERENCES

MdMUTCD SECTION - 2C.25, 5C.08, 9B.16



W8-4

SOFT SHOULDER

*Reduce spacing 25%.

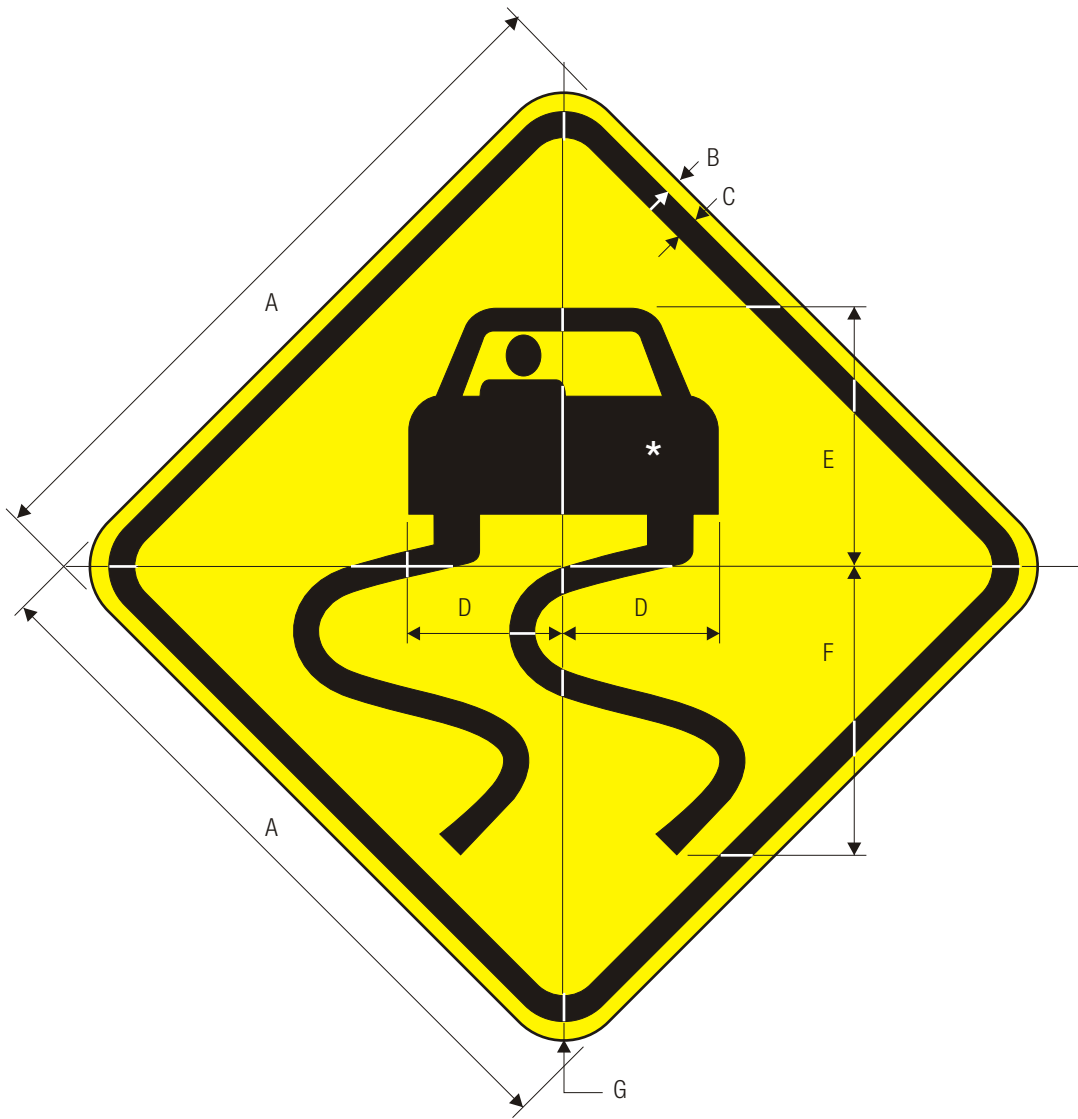
A	B	C	D	E	F	G	H	J	K	L
24	.375	.625	4 C	2.5	.5	5.63	4.938	10.938	10.438	1.5
30	.5	.75	5 C	3	.75	7	6.125	13.688	13.063	1.875
36	.625	.875	6 C	3.5	1	8.375	7.375	16.5	15.75	2.25
48	.75	1.25	8 C	5	1.25	11.125	9.813	21.875	20.875	3

WARNING SIGN COLORS:

LEGEND — BLACK
 SHA BACKGROUND — FLUORESCENT YELLOW (RETROREFLECTIVE)

TTC SIGN COLORS:

LEGEND — BLACK
 SHA BACKGROUND — FLUORESCENT ORANGE (RETROREFLECTIVE)



W8-5
SLIPPERY WHEN WET

SHA FOR SYMBOL DESIGN REFER TO THE APPENDIX-GRID SECTION FROM FHWA'S STANDARD HIGHWAY SIGNS BOOK - APPENDIX SECTION

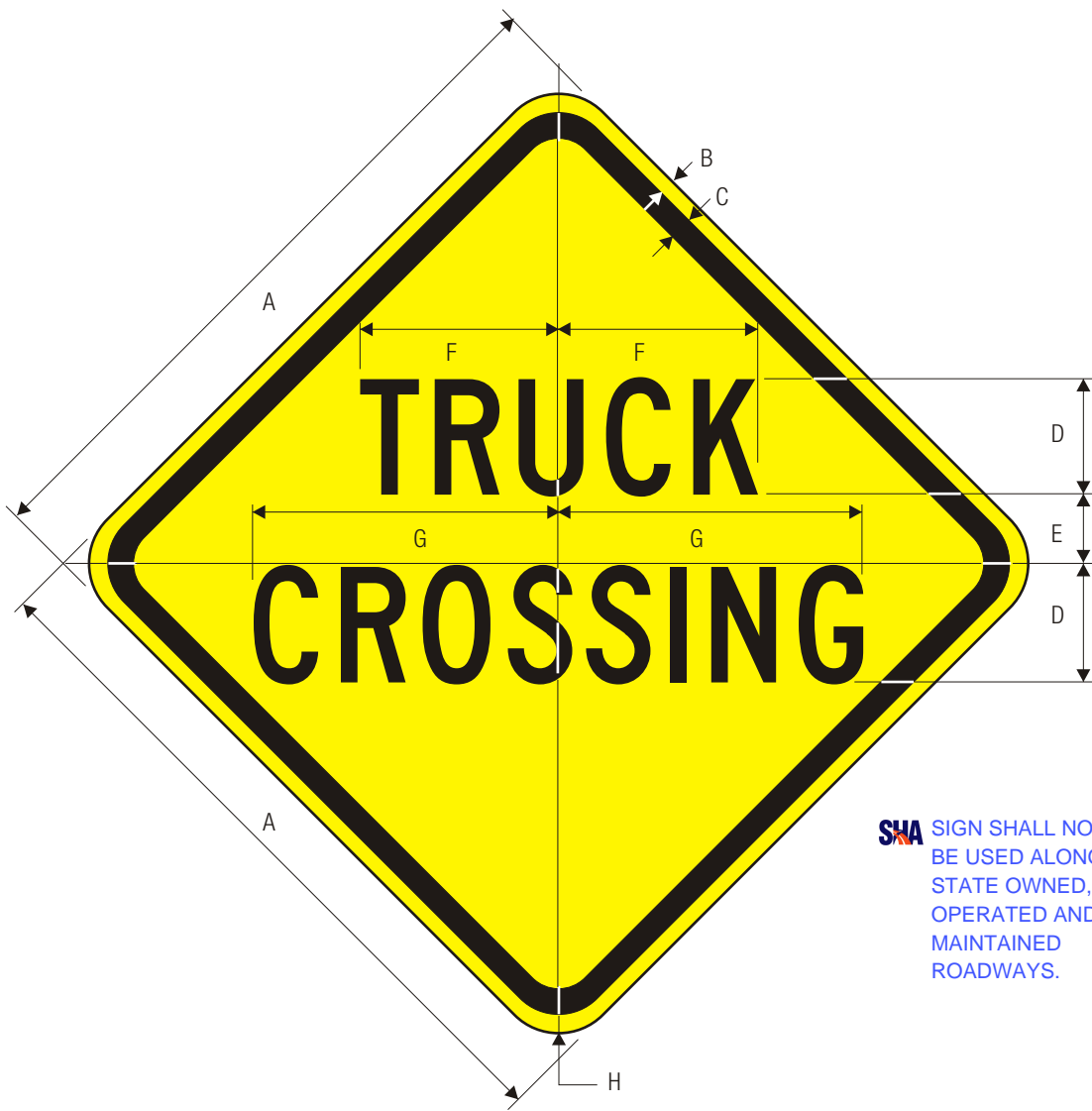
	A	B	C	D	E	F	G
	24	.375	.625	6.313	8.688	9.875	1.5
C	30	.5	.75	8	11	12.5	1.875
	36	.625	.875	9.5	13	14.813	2.25
	48	.75	1.25	12.625	17.375	19.75	3

WARNING SIGN COLORS:

SYMBOL — BLACK
SHA BACKGROUND — FLUORESCENT YELLOW (RETROREFLECTIVE)

TTC SIGN COLORS:

SYMBOL — BLACK
SHA BACKGROUND — FLUORESCENT ORANGE (RETROREFLECTIVE)



SHA SIGN SHALL NOT BE USED ALONG STATE OWNED, OPERATED AND MAINTAINED ROADWAYS.

W8-6

TRUCK CROSSING

C

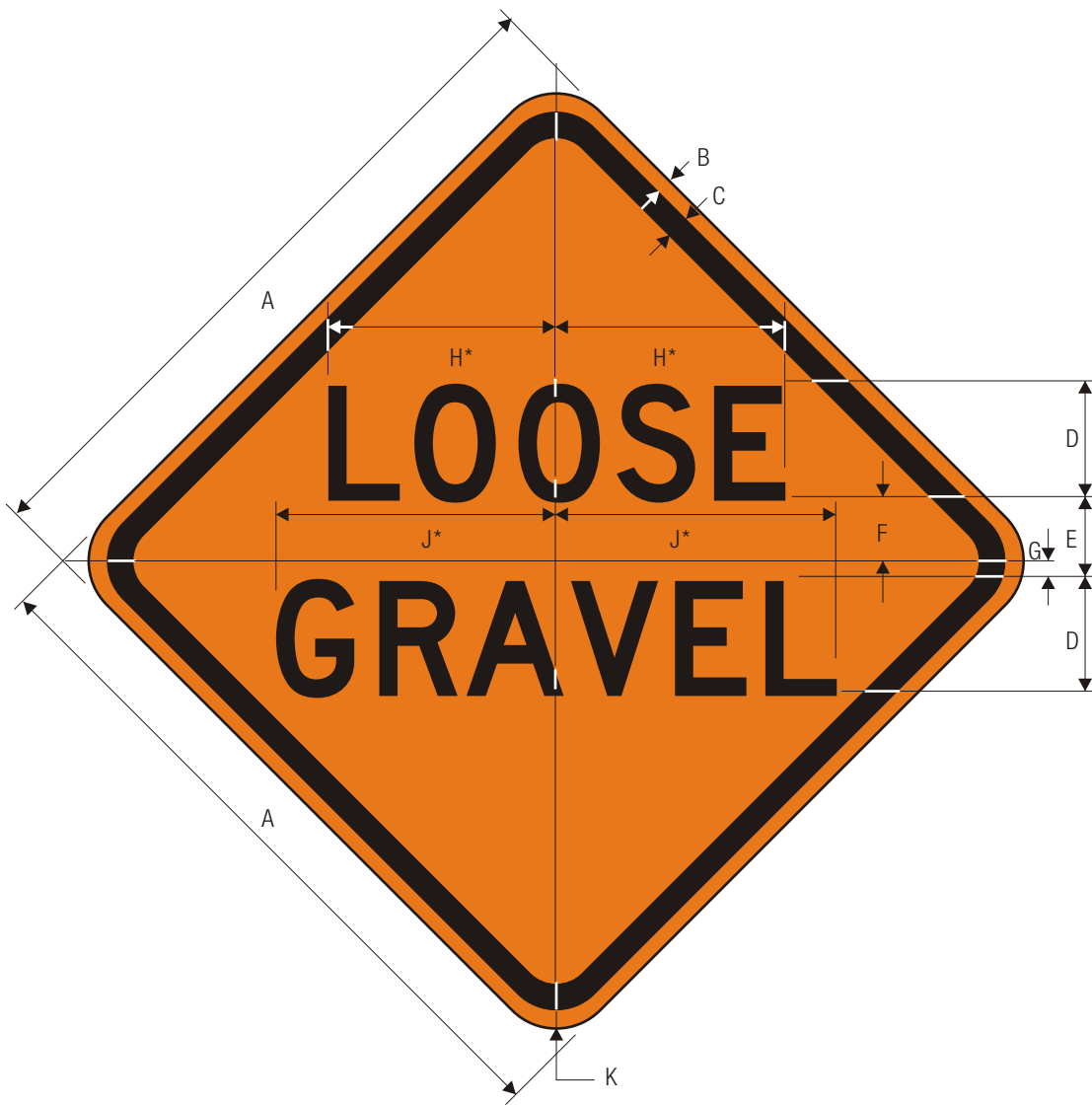
A	B	C	D	E	F	G	H
24	.375	.625	4 C	2.5	6.875	10.625	1.5
30	.5	.75	5 C	3	8.625	13.313	1.875
36	.625	.875	6 C	3.5	10.313	15.938	2.25
48	.75	1.25	8 C	5	13.75	21.25	3

WARNING SIGN COLORS:

LEGEND — BLACK
 BACKGROUND — YELLOW (RETROREFLECTIVE)

TTC SIGN COLORS:

LEGEND — BLACK
 BACKGROUND — ORANGE (RETROREFLECTIVE)



W8-7

LOOSE GRAVEL

*Reduce spacing 40%

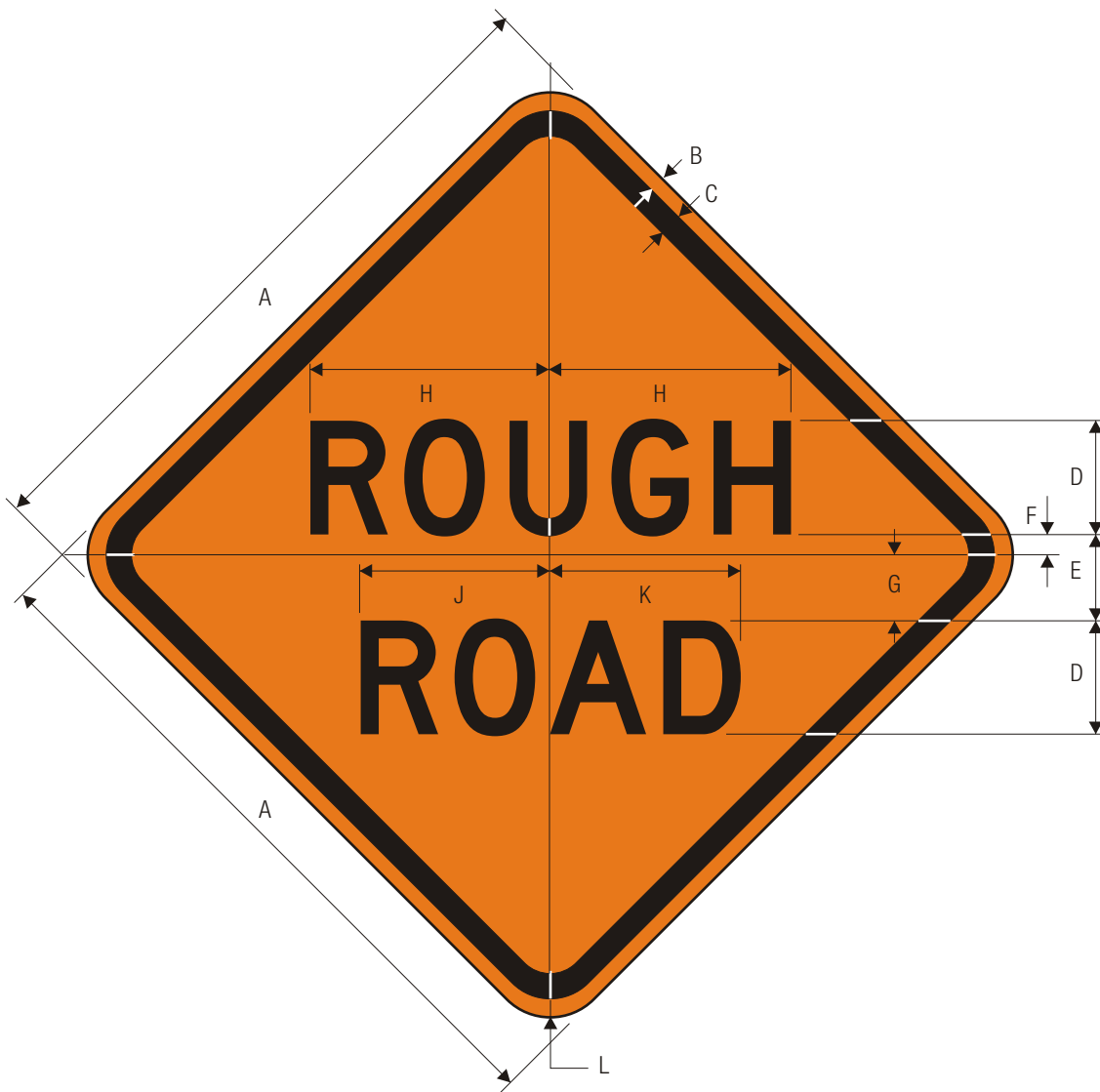
	A	B	C	D	E	F	G	H	J	K
	24	.375	.625	4 D	2.75	2.25	.5	7.563	9.313	1.5
C	30	.5	.75	5 D	3.438	2.813	.625	9.438	11.688	1.875
	36	.625	.875	6 D	4.125	3.375	.75	11.313	14	2.25
	48	.75	1.25	8 D	5.5	4.5	1	15.125	18.688	3

WARNING SIGN COLORS:

LEGEND — BLACK
 SHA BACKGROUND — FLUORESCENT YELLOW (RETROREFLECTIVE)

TTC SIGN COLORS:

LEGEND — BLACK
 SHA BACKGROUND — FLUORESCENT ORANGE (RETROREFLECTIVE)



W8-8

LOOSE GRAVEL

C

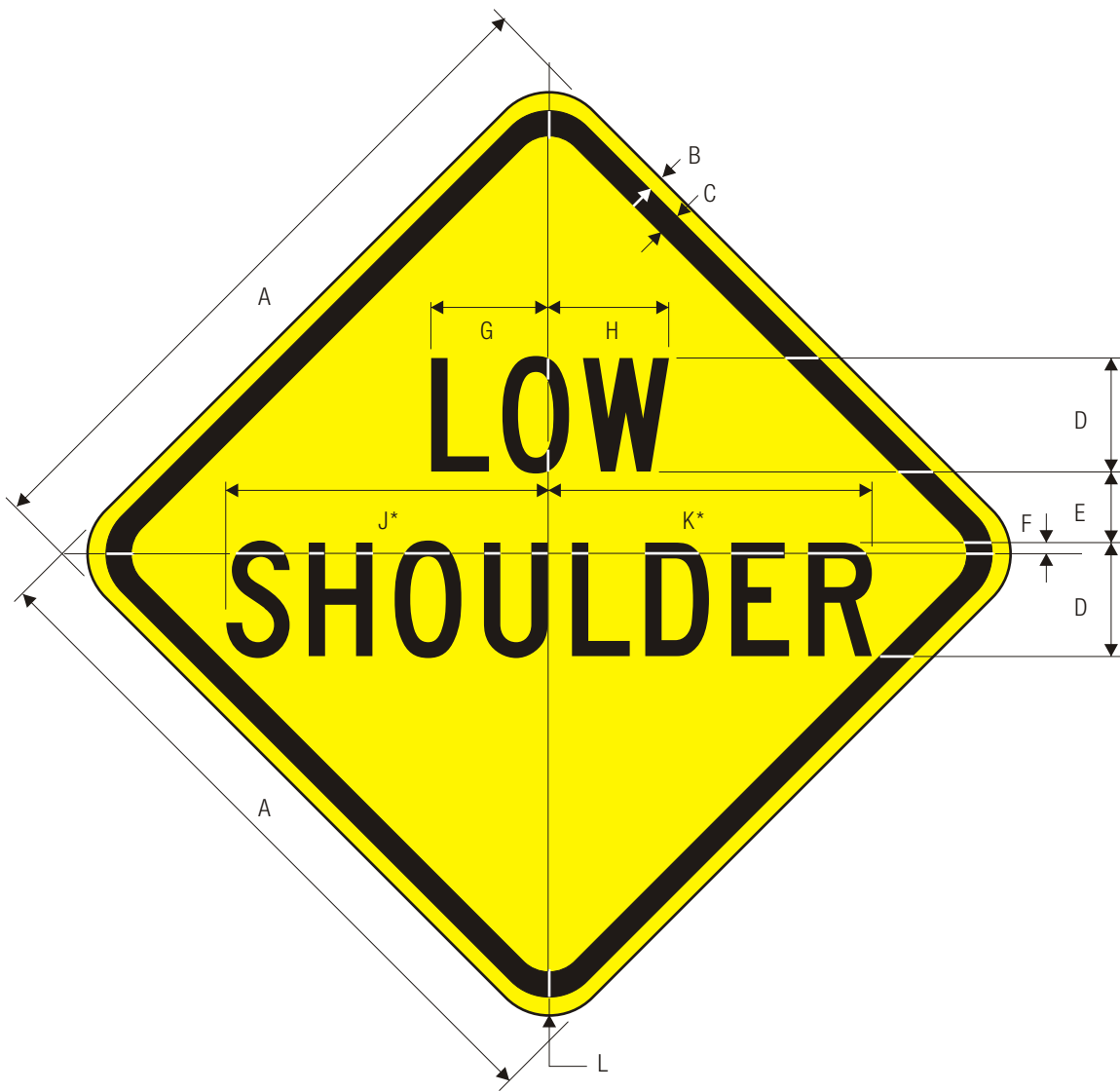
A	B	C	D	E	F	G	H	J	K	L
24	.375	.625	4 D	3	.75	2.25	8.563	6.75	7	1.5
30	.5	.75	5 D	4	.875	3.125	10.688	8.438	8.75	1.875
36	.625	.875	6 D	5	1	4	12.875	10.125	10.5	2.25
48	.75	1.25	8 D	6	1.5	4.5	17.125	13.5	14	3

WARNING SIGN COLORS:

LEGEND — BLACK
 SHA BACKGROUND — FLUORESCENT YELLOW (RETROREFLECTIVE)

TTC SIGN COLORS:

LEGEND — BLACK
 SHA BACKGROUND — FLUORESCENT ORANGE (RETROREFLECTIVE)



W8-9

LOW SHOULDER

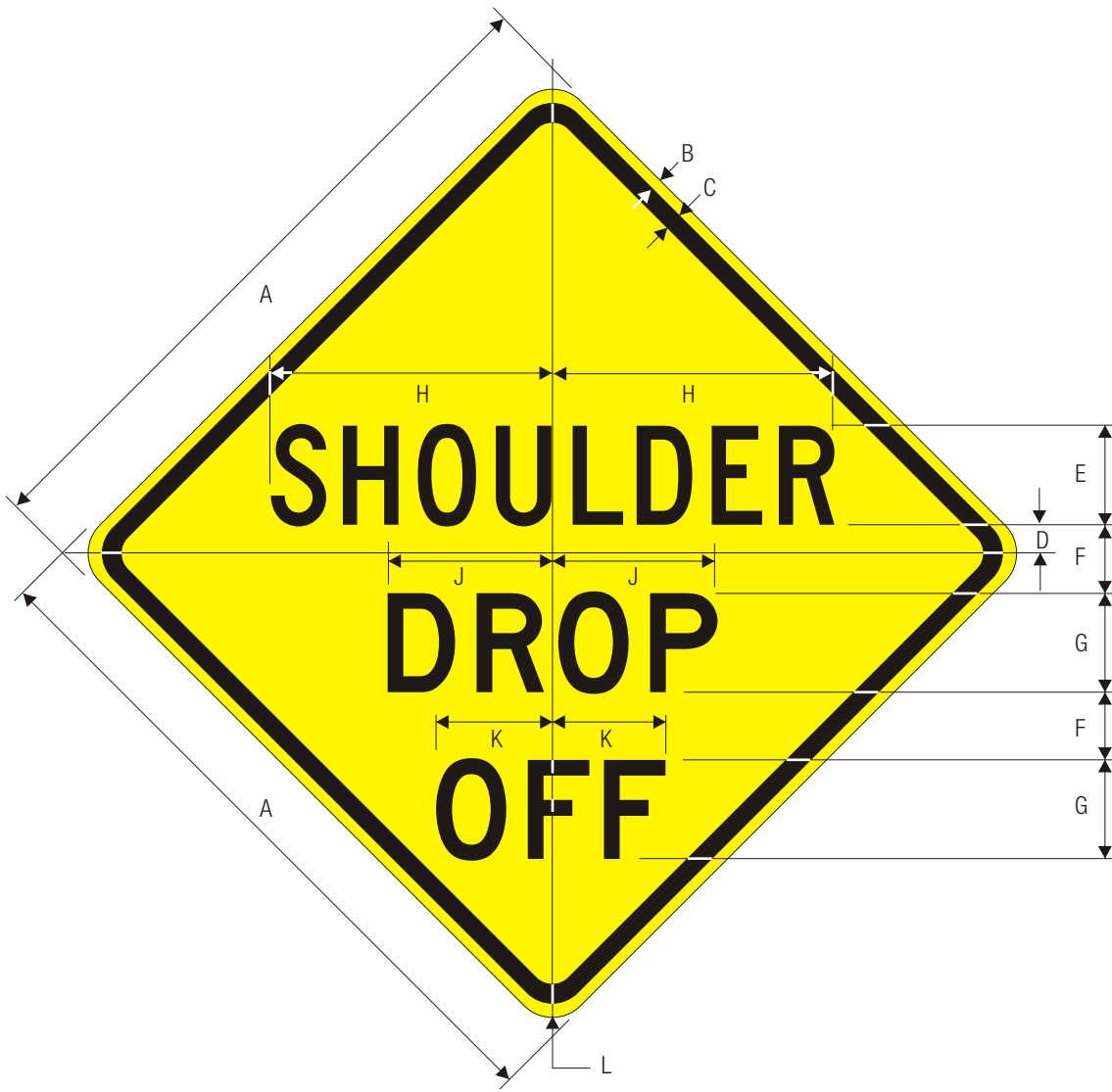
	A	B	C	D	E	F	G	H	J	K	L
	24	.375	.625	4 C	2.25	.5	4.125	4.5	10.938	10.438	1.5
C	30	.5	.75	5 C	3	.75	5.188	5.625	13.688	13.063	1.875
	36	.625	.875	6 C	3.5	1	6.188	6.75	16.5	15.75	2.25
	48	.75	1.25	8 C	5	1.25	8.25	9	21.875	20.875	3

WARNING SIGN COLORS:

LEGEND — BLACK
 SHA BACKGROUND — FLUORESCENT YELLOW (RETROREFLECTIVE)

TTC SIGN COLORS:

LEGEND — BLACK
 SHA BACKGROUND — FLUORESCENT ORANGE (RETROREFLECTIVE)



W8-9a

SHOULDER DROP OFF

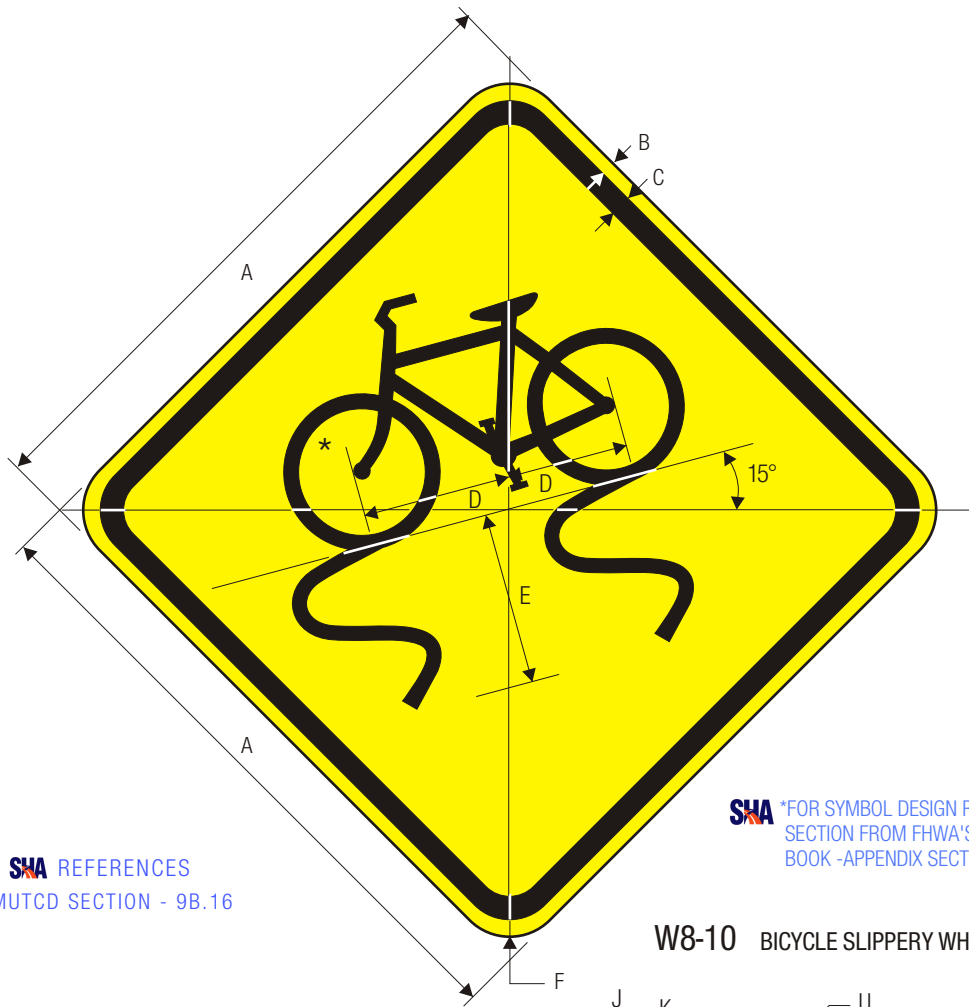
	A	B	C	D	E	F	G	H	J	K	L
	24	.375	.625	1	3 C	2	3 D	8.526	4.992	3.472	1.5
C	30	.5	.75	1.5	4 C	3	4 D	11.368	6.655	4.628	1.875
	36	.625	.875	1.625	5 C	4	5 D	14.230	8.318	5.785	2.25
	48	.75	1.25	2	7 C	4.813	7 D	19.915	11.648	8.101	3

WARNING SIGN COLORS:

LEGEND — BLACK
 SHWA BACKGROUND — FLUORESCENT YELLOW (RETROREFLECTIVE)

TTC SIGN COLORS:

LEGEND — BLACK
 SHWA BACKGROUND — FLUORESCENT ORANGE (RETROREFLECTIVE)



SHA REFERENCES
MdMUTCD SECTION - 9B.16

SHA *FOR SYMBOL DESIGN REFER TO THE APPENDIX-GRID SECTION FROM FHWA'S STANDARD HIGHWAY SIGNS BOOK -APPENDIX SECTION

W8-10 BICYCLE SLIPPERY WHEN WET



SHA REFERENCES
MdMUTCD SECTION - 9B.16

W8-10a

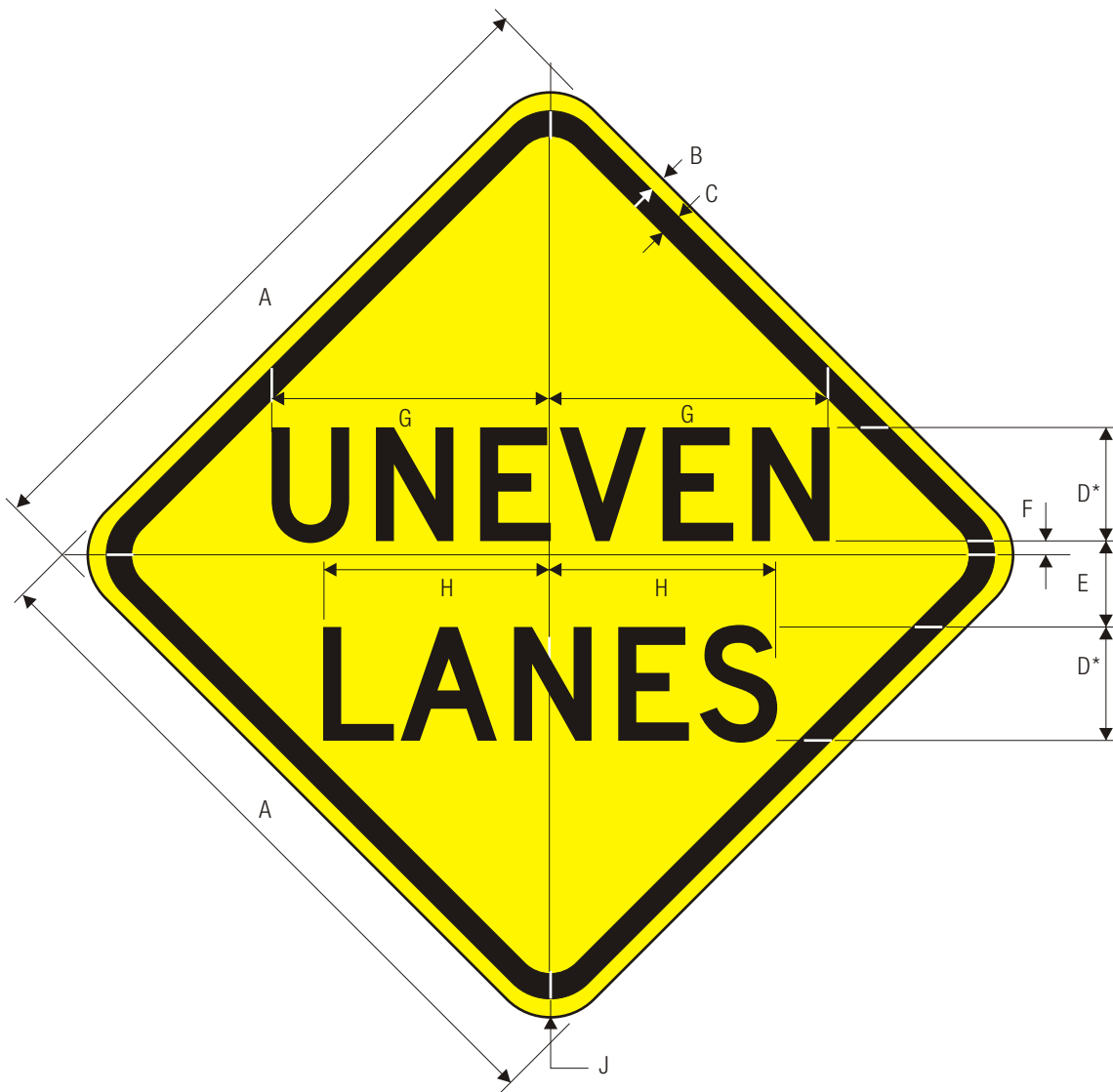
BICYCLE SLIPPERY WHEN WET PLAQUE

**Reduce spacing 25%

A	B	C	D	E	F	G	H	J	K	L	M
18	.375	.625	3.625	4.657	1.5	12	9	.375	.375	2	2 C
24	.375	.625	4.833	6.209	1.5	24	18	.375	.625	4	4 C

N	P	Q	R	S	T	U
1.5	1.5 C	5	5.25	4.625	4.25	1.5
3	3 C	10	10.375	9	8.625	1.5

COLORS: LEGEND — BLACK
SHA BACKGROUND — FLUORESCENT YELLOW (RETROREFLECTIVE)



W8-11

UNEVEN LANES

*Series 2000 Standard Alphabets.

	A	B	C	D	E	F	G	H	J
	24	.375	.625	4 D	3	.640	9.807	7.986	1.5
C	30	.5	.75	5 D	3.762	.800	12.249	9.967	1.875
	36	.625	.875	6 D	4.523	.960	14.711	11.969	2.25
	48	.75	1.25	8 D	6	1.280	19.614	15.952	3

WARNING SIGN COLORS:

LEGEND — BLACK
BACKGROUND — YELLOW (RETROREFLECTIVE)

TTC SIGN COLORS:

LEGEND — BLACK
SHA BACKGROUND — FLUORESCENT ORANGE (RETROREFLECTIVE)



W8-12
NO CENTER STRIPE

*Series 2000 Standard Alphabets.

	A	B	C	D	E	F	G	H	J	K
C	24	.375	.625	4 D	2.802	.560	3.202	9.487	8.426	1.5
	30	.5	.75	5 D	3.482	.680	4	11.869	10.528	1.875
	36	.625	.875	6 D	4.203	.800	4.803	14.230	12.649	2.25
	48	.75	1.25	8 D	4.563	1.080	6.424	18.974	16.852	3

WARNING SIGN COLORS:

LEGEND — BLACK

SHA BACKGROUND— **FLUORESCENT** YELLOW (RETROREFLECTIVE)

TTC SIGN COLORS:

LEGEND — BLACK

SHA BACKGROUND— **FLUORESCENT** ORANGE (RETROREFLECTIVE)

SHA REFERENCES

MdMUTCD SECTION - NONE



W8-13

BRIDGE ICES BEFORE ROAD

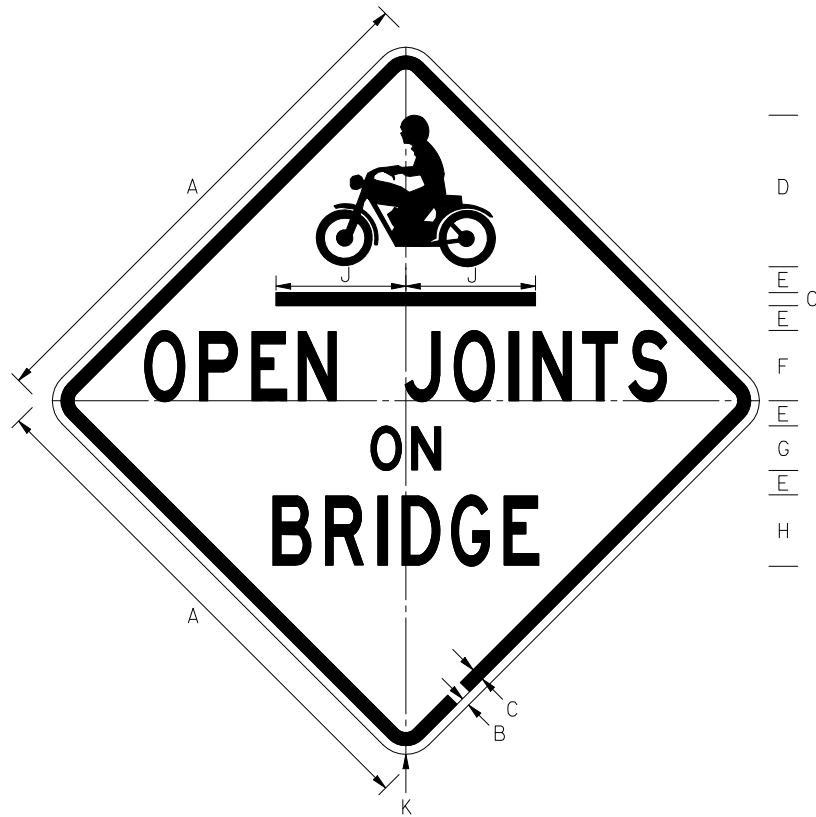
*Series 2000 Standard Alphabets.

	A	B	C	D	E	F	G	H	J	K
C	30	.5	.75	4 C	2	2	7.625	14	5.504	1.875
	36	.625	.875	5 C	2.481	2.481	9.527	17.493	6.885	2.25
	48	.75	1.25	6 C	3	3	11.448	20.995	8.266	3

WARNING SIGN COLORS:

LEGEND — BLACK
SHA BACKGROUND — FLUORESCENT YELLOW (RETROREFLECTIVE)

SHA REFERENCES
 MdMUTCD SECTION - 2C.28



NOTE: FOR SYMBOL DESIGN REFER TO THE APPENDIX-GRID SECTION FROM FHWA'S STANDARD HIGHWAY SIGNS BOOK-GUIDE SIGNS SECTION.

* SPACING REDUCED BY 20%

SIGN SIZE	DIMENSIONS (INCHES)									
	A	B	C	D	E	F	G	H	J	K
STD	30	1/2	3/4	8-3/4	1-1/2	4C	2.5D	4C	7-1/2	1-7/8
EXPWY	36	5/8	7/8	10-1/2	1-3/4	5C *	3D	5C	9	2-1/4
FWY	60	3/4	1-1/4	17-1/2	3	8C	5D	8C	15	3

REFERENCES

MdMUTCD SECTION - NONE

COLORS

LEGEND - BLACK

BACKGROUND - FLUORESCENT YELLOW

APPROVED Tom Hicks (signature on file)
DIRECTOR - OFFICE OF TRAFFIC AND SAFETY

Maryland Department of Transportation
STATE HIGHWAY ADMINISTRATION
MARYLAND STANDARD HIGHWAY SIGNS

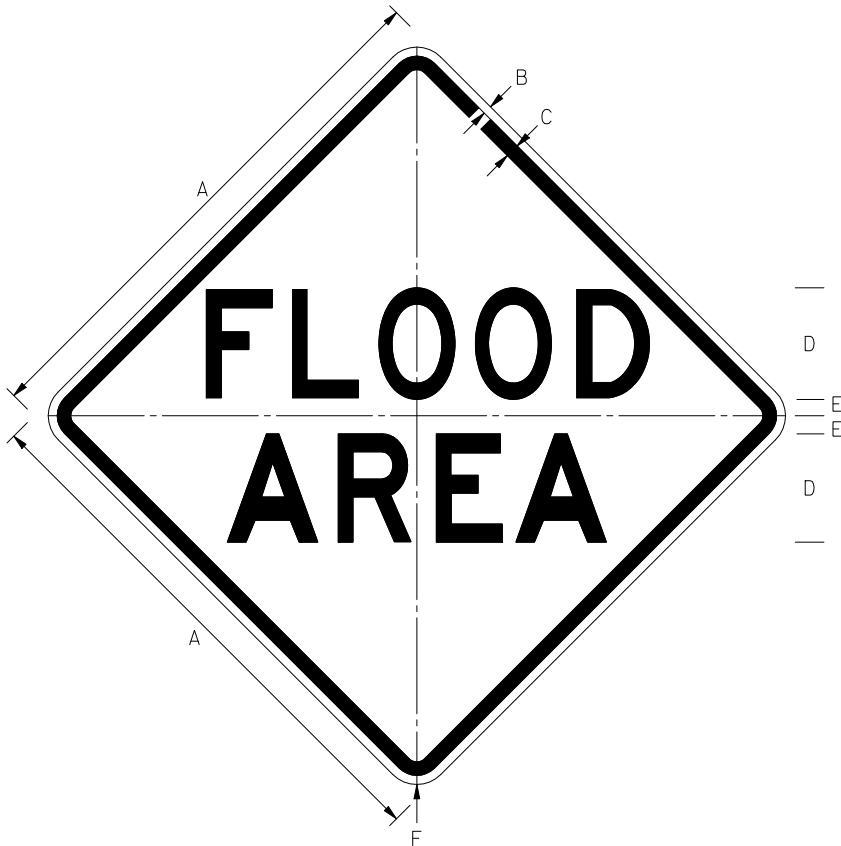


APPROVAL • SHA REVISIONS	APPROVAL • FEDERAL HIGHWAY ADMINISTRATION
APPROVAL 03/02/2009	APPROVAL
REVISED	REVISED
REVISED	REVISED
REVISED	REVISED

OPEN JOINTS ON BRIDGE

SIGN NUMBER

W8-14(1)



SIGN SIZE	DIMENSIONS (INCHES)					
	A	B	C	D	E	F
STD	30	1/2	3/4	6D	1	1-7/8
SPECIAL	48	3/4	1-1/4	10C	2	3

REFERENCES

MdMUTCD SECTION - NONE

COLORS

LEGEND - BLACK

BACKGROUND - FLUORESCENT YELLOW

APPROVED Tom Hicks (signature on file)
DIRECTOR - OFFICE OF TRAFFIC AND SAFETY

Maryland Department of Transportation
STATE HIGHWAY ADMINISTRATION
MARYLAND STANDARD HIGHWAY SIGNS

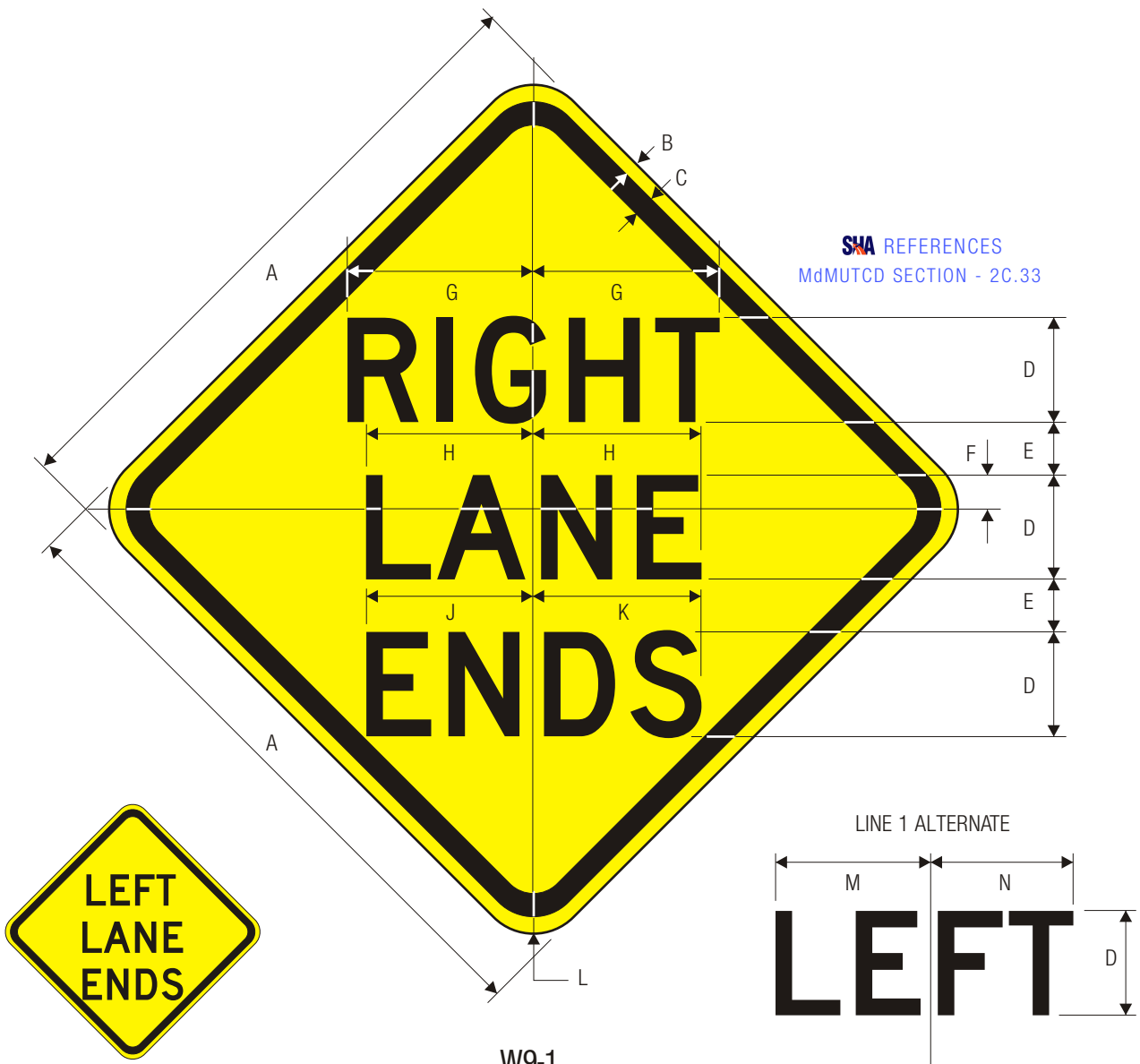


APPROVAL • SHA REVISIONS	APPROVAL • FEDERAL HIGHWAY ADMINISTRATION
APPROVAL 03/02/2009	APPROVAL
REVISED	REVISED
REVISED	REVISED
REVISED	REVISED

FLOOD AREA

SIGN NUMBER

W8-15(1)



SHA REFERENCES
MdMUTCD SECTION - 2C.33



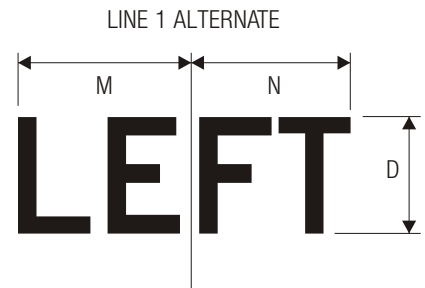
W9-1L

SHA REFERENCES

MdMUTCD SECTION - 2C.33

W9-1

RIGHT (LEFT) LANE ENDS



C

A	B	C	D	E	F	G	H	J	K	L
24	.375	.625	4 D	2	1.5	7.375	6.438	6.125	6.813	1.5
30	.5	.75	5 D	2.5	1.5	9.188	8.063	7.625	8.563	1.875
36	.625	.875	6 D	3	2	11	9.688	9	10.375	2.25
48	.75	1.25	8 D	4	3	14.75	12.875	12.25	13.625	3

M	N
5.75	6
7.125	7.563
8.5	9.125
11.25	12.25

WARNING SIGN COLORS:

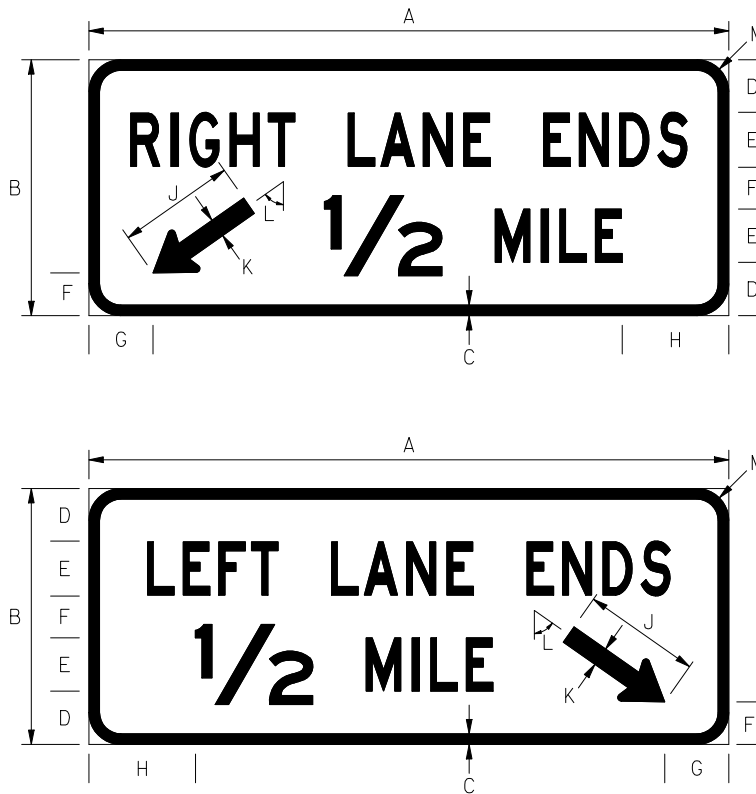
LEGEND — BLACK

BACKGROUND— **FLUORESCENT** YELLOW
SHA (RETROREFLECTIVE)

TTC SIGN COLORS:

LEGEND — BLACK

SHA BACKGROUND— **FLUORESCENT** ORANGE (RETROREFLECTIVE)



NOTE: FOR ARROWHEAD DIMENSIONS REFER TO ARROWDET-1.

SIGN SIZE	DIMENSIONS (INCHES)											
	A	B	C	D	E	F	G	H	J	K	L	M
EXPWY/FWY	120	48	2	10	10C	8	12	20	22	3-1/2	55°	6

REFERENCES

MdMUTCD SECTION - 2C.33

COLORS

LEGEND - BLACK

BACKGROUND - FLUORESCENT YELLOW

APPROVED Tom Hicks (signature on file)
DIRECTOR - OFFICE OF TRAFFIC AND SAFETY

Maryland Department of Transportation
STATE HIGHWAY ADMINISTRATION
MARYLAND STANDARD HIGHWAY SIGNS

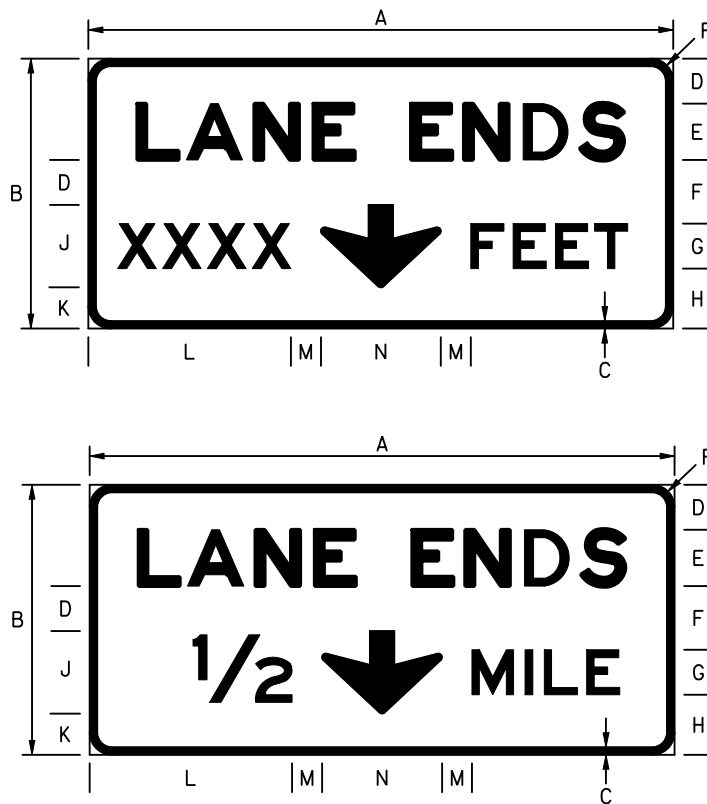


APPROVAL • SHA REVISIONS	APPROVAL • FEDERAL HIGHWAY ADMINISTRATION
APPROVAL 03/02/2009	APPROVAL
REVISED	REVISED
REVISED	REVISED
REVISED	REVISED

LEFT/RIGHT LANE ENDS 1/2 MILE

SIGN NUMBER

W9-1(1) (L&R)



NOTES:

1. FOR OVERHEAD USE ONLY.
2. DISTANCE MESSAGE AND ARROW POSITION/ORIENTATION MAY BE ADJUSTED AS APPROPRIATE.
3. FOR ARROW DIMENSIONS REFER TO ARROWS FOR GUIDE SIGNS DOWN-ARROW DETAIL IN APPENDIX-ARROW SECTION FROM FHWA'S STANDARD HIGHWAY SIGNS BOOK-APPENDIX SECTION.

SIGN SIZE	DIMENSIONS (INCHES)						
	A	B	C	D	E	F	G
STD	156	72	2	12	15E	17	12E

SIGN SIZE	DIMENSIONS (INCHES)						
	H	J	K	L	M	N	P
STD	16	22	11	54	8	32	6

REFERENCES

MdMUTCD SECTION - 2C.33

COLORS

LEGEND - BLACK

BACKGROUND - FLUORESCENT YELLOW

APPROVED Tom Hicks (signature on file)
DIRECTOR - OFFICE OF TRAFFIC AND SAFETY

Maryland Department of Transportation
STATE HIGHWAY ADMINISTRATION
MARYLAND STANDARD HIGHWAY SIGNS

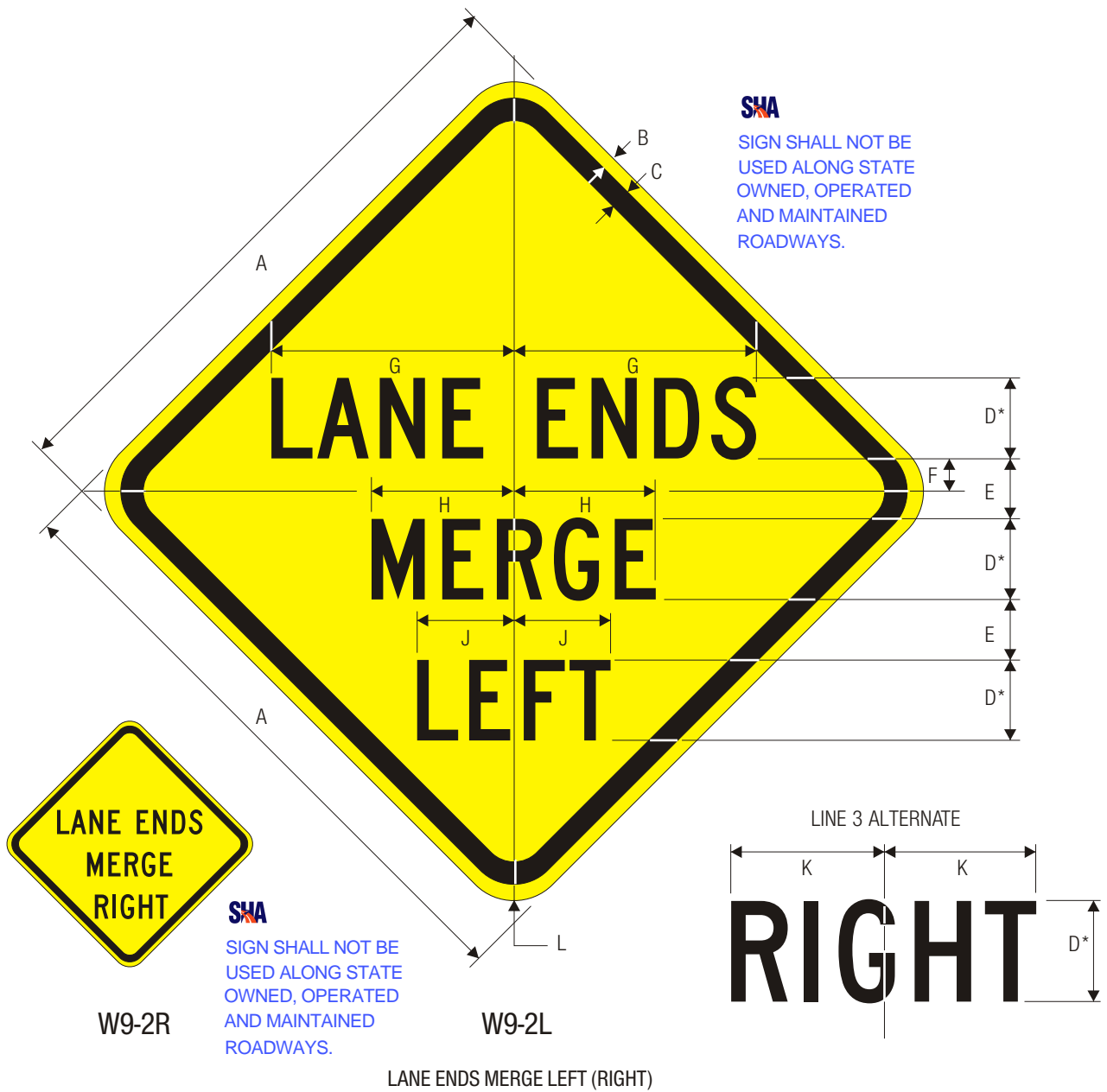


APPROVAL • SHA REVISIONS	APPROVAL • FEDERAL HIGHWAY ADMINISTRATION
APPROVAL 03/02/2009	APPROVAL
REVISED	REVISED
REVISED	REVISED
REVISED	REVISED

LANE ENDS - DISTANCE

SIGN NUMBER

W9-1(2)

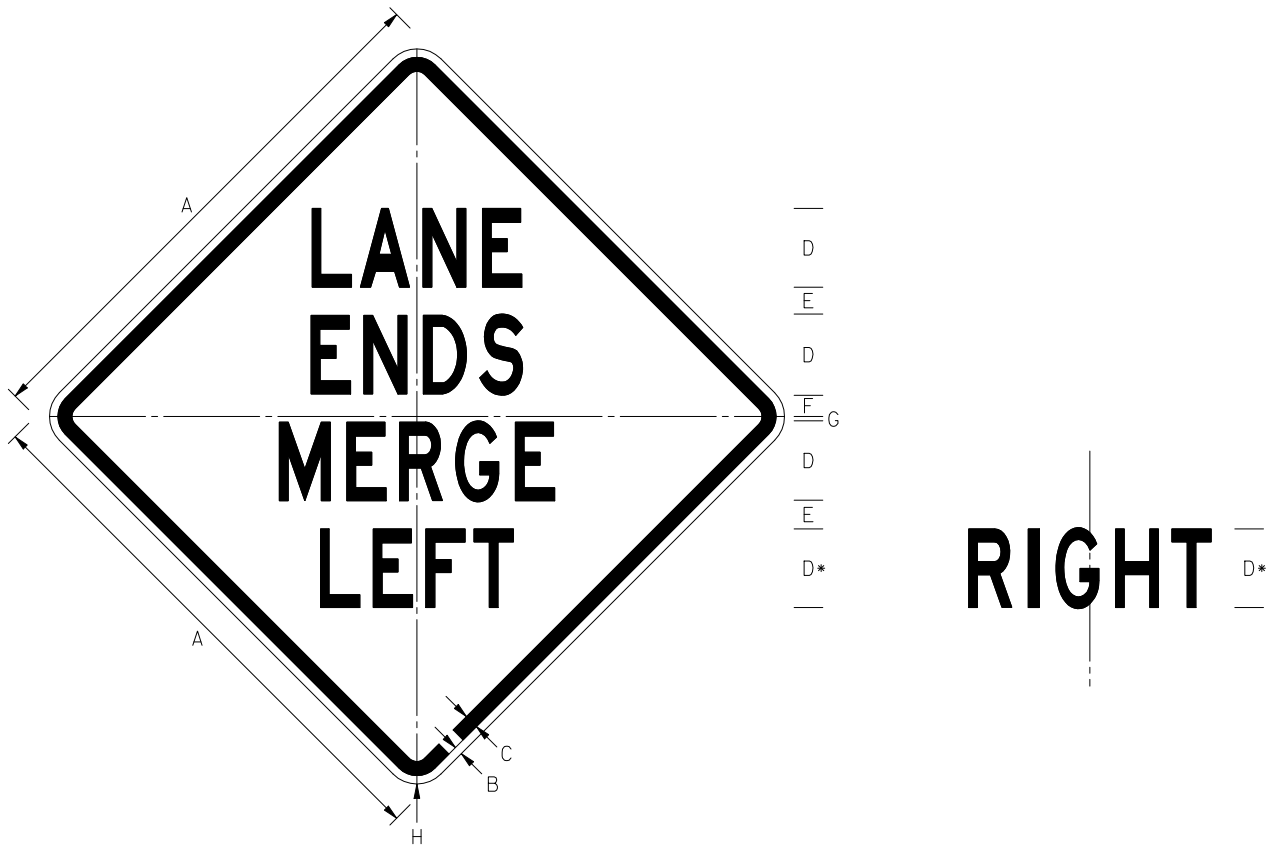


*Series 2000 Standard Alphabets.

	A	B	C	D	E	F	G	H	J	K	L
C	30	.5	.75	4 C	3	1.688	12.020	7.048	4.797	6.052	1.875
	36	.625	.875	5 C	3.75	2	15.026	8.811	5.996	7.566	2.25
	48	.75	1.25	6 C	4.5	2.4	18.033	10.573	7.196	9.079	3

WARNING SIGN COLORS:
 LEGEND — BLACK
 BACKGROUND— YELLOW (RETROREFLECTIVE)

TTC SIGN COLORS:
 LEGEND — BLACK
 BACKGROUND— ORANGE (RETROREFLECTIVE)



* ALTERNATE MESSAGE FOR LINE 4

SIGN SIZE	DIMENSIONS (INCHES)							
	A	B	C	D	E	F	G	H
MIN. STD	36	5/8	7/8	5C	2	1-3/4	1/4	2-1/4
STD.	48	3/4	1-1/4	7C	2-1/2	2	1/2	3
EXPY/FWY	60	3/4	1-1/4	8D	3 1/4	2-5/8	5/8	3

REFERENCES

MdMUTCD SECTION - 2C.33

COLORS

LEGEND - BLACK

BACKGROUND - FLUORESCENT YELLOW

APPROVED Tom Hicks (signature on file)
DIRECTOR - OFFICE OF TRAFFIC AND SAFETY

**Maryland Department of Transportation
STATE HIGHWAY ADMINISTRATION**

MARYLAND STANDARD HIGHWAY SIGNS

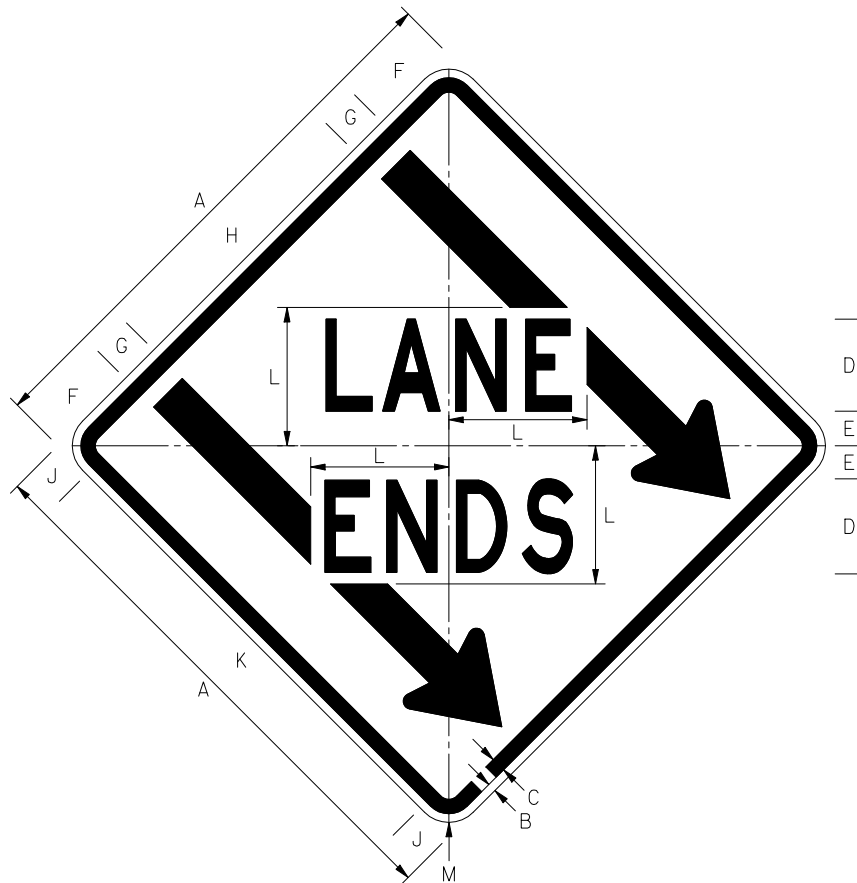
LANE ENDS MERGE LEFT/RIGHT



APPROVAL • SHA REVISIONS	APPROVAL • FEDERAL HIGHWAY ADMINISTRATION
APPROVAL 03/02/2009	APPROVAL
REVISED	REVISED
REVISED	REVISED
REVISED	REVISED

SIGN NUMBER

W9-2(1)(L&R)



NOTE: FOR ARROWHEAD DIMENSIONS REFER TO ARROWDET-1.

SIGN SIZE	DIMENSIONS (INCHES)											
	A	B	C	D	E	F	G	H	J	K	L	M
STD	48	3/4	1-1/4	8C	3	8-1/4	3-1/2	24-1/2	3-1/2	41	12	3
EXPWY/FWY	60	3/4	1-1/4	10C	3-3/4	10	4-7/8	30-1/8	6	48	15	3

REFERENCES

MdMUTCD SECTION - 2C.33

COLORS

LEGEND - BLACK

BACKGROUND - FLUORESCENT YELLOW

APPROVED Tom Hicks (signature on file)
DIRECTOR - OFFICE OF TRAFFIC AND SAFETY

Maryland Department of Transportation
STATE HIGHWAY ADMINISTRATION
MARYLAND STANDARD HIGHWAY SIGNS

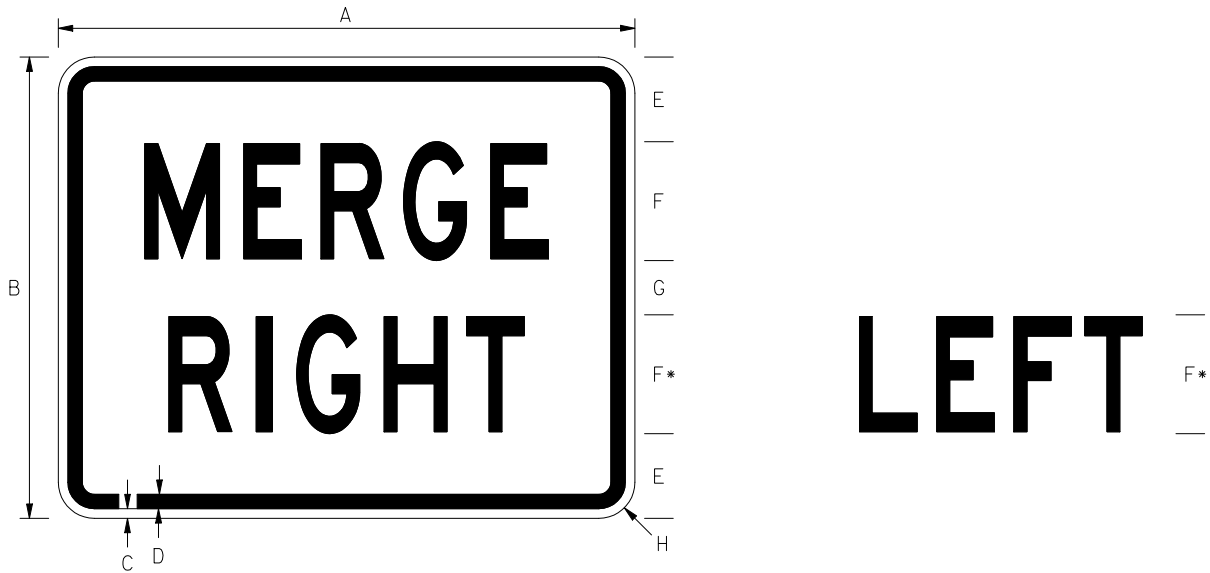


APPROVAL • SHA REVISIONS	APPROVAL • FEDERAL HIGHWAY ADMINISTRATION
APPROVAL 03/02/2009	APPROVAL
REVISED	REVISED
REVISED	REVISED
REVISED	REVISED

LANE ENDS (RIGHT ARROWS)

SIGN NUMBER

W9-2(2)(L&R)



* ALTERNATE MESSAGE FOR LINE 2

SIGN SIZE	DIMENSIONS (INCHES)							
	A	B	C	D	E	F	G	H
STD	30	24	1/2	3/4	4-1/2	6C	3	1-7/8
EXPWY/FWY	48	36	5/8	7/8	7	8D	6	2-1/4

REFERENCES

MdMUTCD SECTION - 2C.33

COLORS

LEGEND - BLACK

BACKGROUND - FLUORESCENT YELLOW

APPROVED Tom Hicks (signature on file)
DIRECTOR - OFFICE OF TRAFFIC AND SAFETY

Maryland Department of Transportation
STATE HIGHWAY ADMINISTRATION
MARYLAND STANDARD HIGHWAY SIGNS




APPROVAL • SHA REVISIONS	APPROVAL • FEDERAL HIGHWAY ADMINISTRATION
APPROVAL 03/02/2009	APPROVAL
REVISED	REVISED
REVISED	REVISED
REVISED	REVISED

MERGE LEFT /MERGE RIGHT

SIGN NUMBER

W9-2(3)(L&R)



NOTE: FOR MAST ARM USE ONLY.

* ALTERNATE MESSAGE FOR LINE 4

SIGN SIZE	DIMENSIONS (INCHES)								
	A	B	C	D	E	F	G	H	J
STD	30	42	3/8	5/8	3-11/16	6E	2-1/2	6D	1-1/2

REFERENCES

MdMUTCD SECTION - 2C.33

COLORS

LEGEND - BLACK

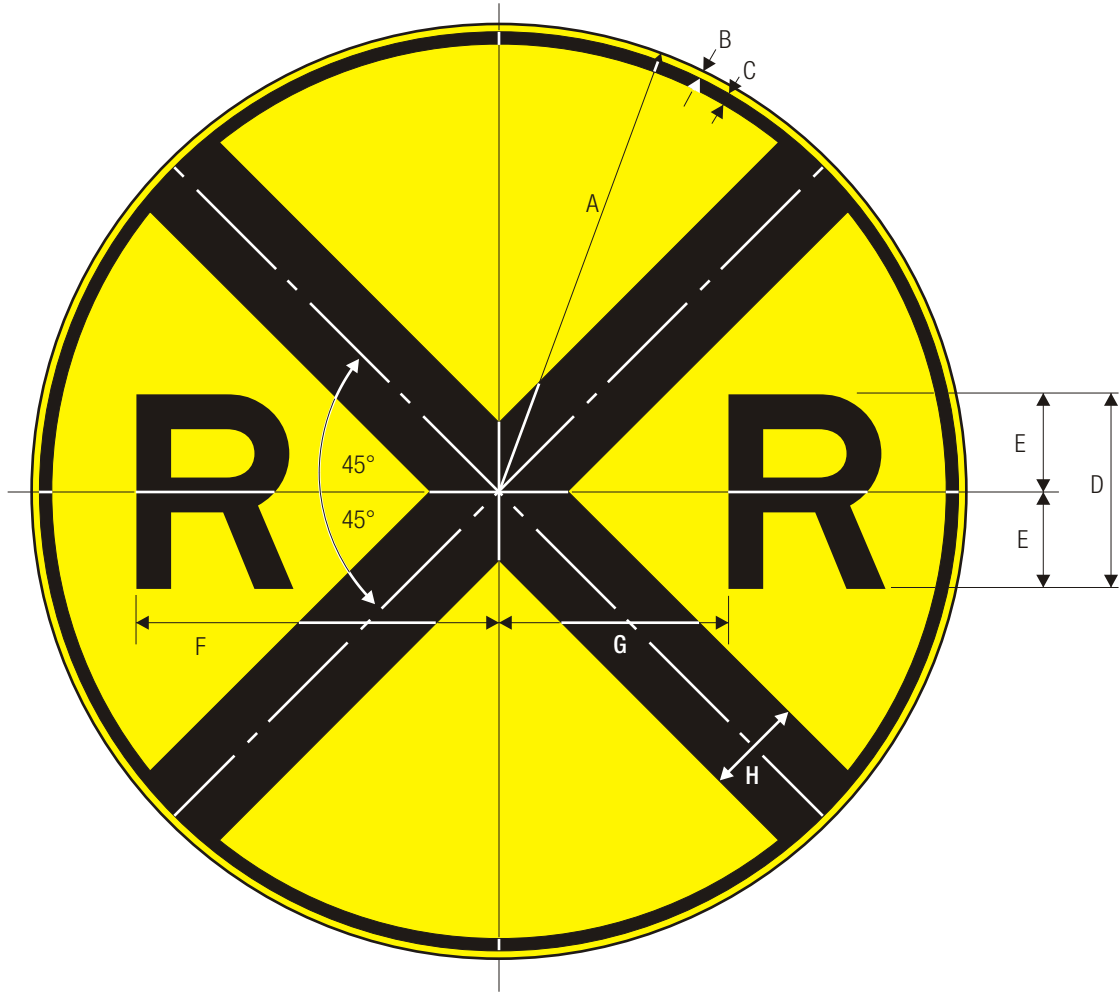
BACKGROUND - FLUORESCENT YELLOW

APPROVED Tom Hicks (signature on file)
DIRECTOR - OFFICE OF TRAFFIC AND SAFETY

	APPROVAL • SHA REVISIONS	APPROVAL • FEDERAL HIGHWAY ADMINISTRATION
	APPROVAL 03/02/2009	APPROVAL
	REVISED	REVISED
	REVISED	REVISED

Maryland Department of Transportation
STATE HIGHWAY ADMINISTRATION
MARYLAND STANDARD HIGHWAY SIGNS
LANE ENDS - MERGE LEFT
LANE ENDS - MERGE RIGHT

SIGN NUMBER **W9-2(4)(L&R)**

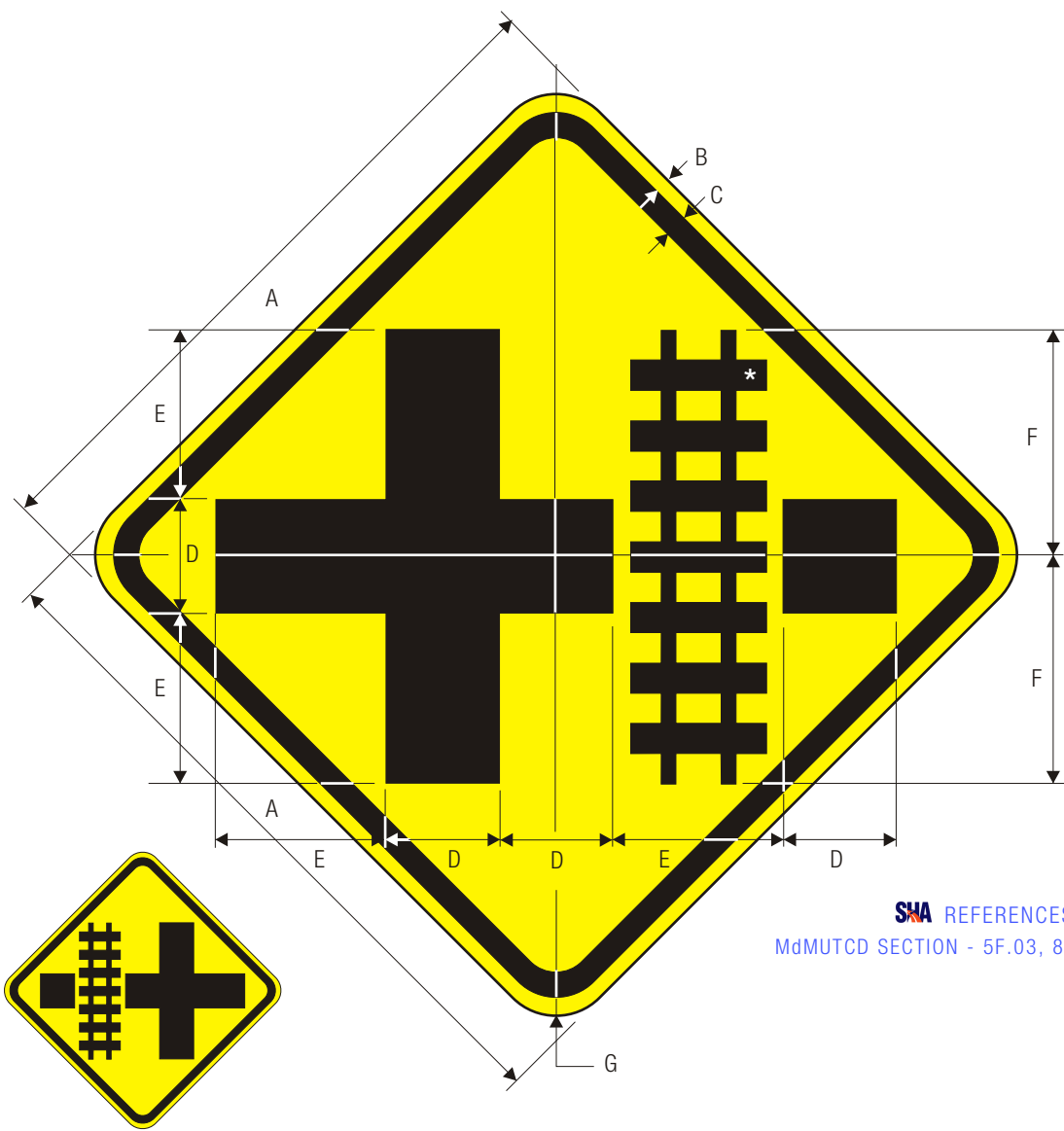


W10-1

HIGHWAY-RAIL GRADE CROSSING ADVANCE WARNING

C

A	B	C	D	E	F	G	H
9	.25	.375	4 E	2	7.187	4.312	2
12	.375	.625	5 E	2.5	9.187	5.812	2.5
15	.375	.625	7 E	3.5	12.375	7.125	3
18	.5	.75	8 E	4	14.375	8.625	4
24	.75	1.25	10 E	5	18.375	11.625	5



SHA REFERENCES
MdMUTCD SECTION - 5F.03, 8B.04, 10C.15

W10-2L

W10-2R

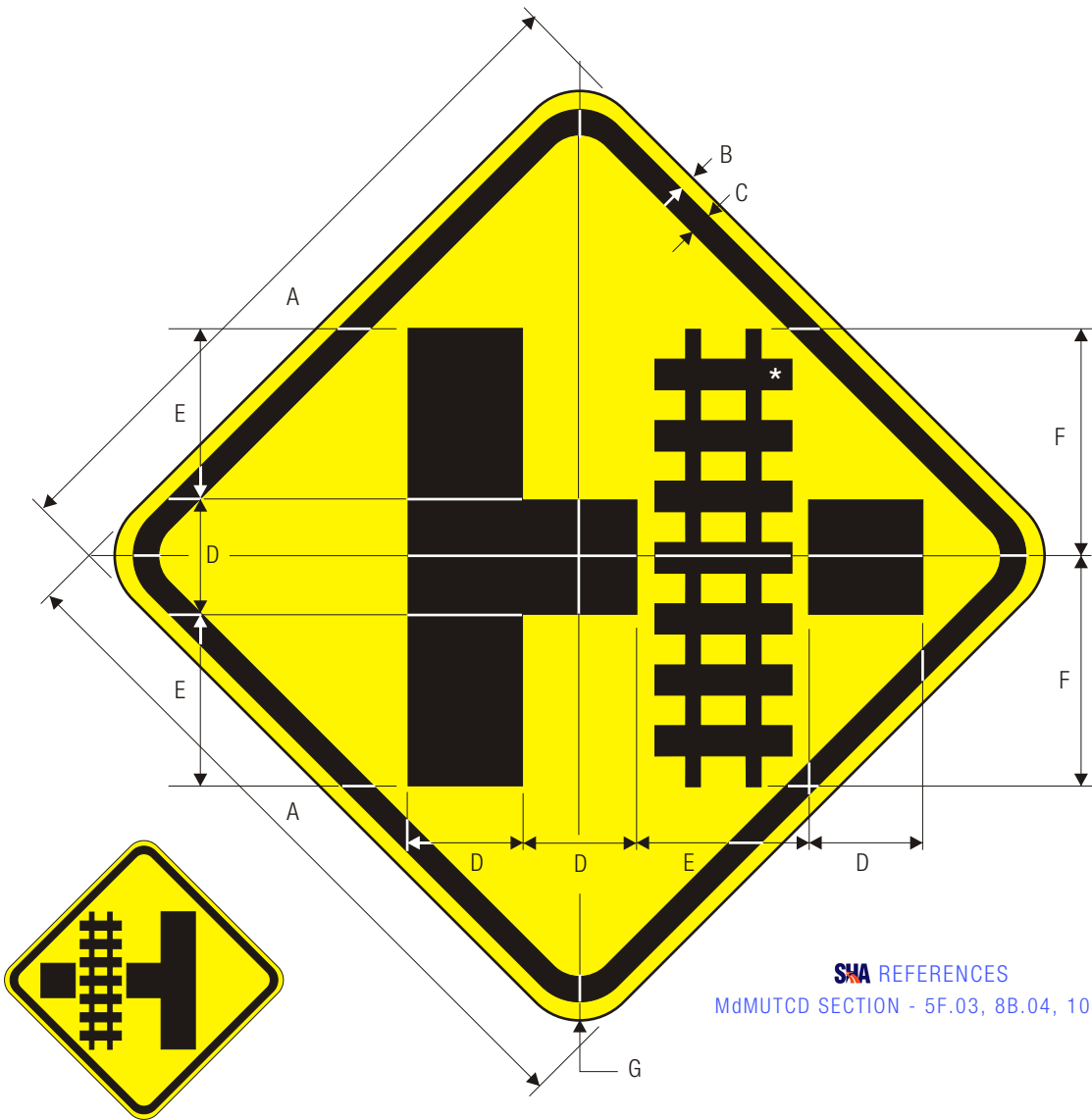
HIGHWAY-RAIL GRADE CROSSING ADVANCE WARNING

SHA REFERENCES
MdMUTCD SECTION - 5F.03, 8B.04, 10C.15

SHA *FOR SYMBOL DESIGN REFER TO THE APPENDIX-GRID SECTION FROM FHWA'S STANDARD HIGHWAY SIGNS BOOK -APPENDIX SECTION

	A	B	C	D	E	F	G
	18	.375	.625	3	4.483	6	1.5
	24	.375	.625	4	6	8	1.5
	30	.5	.75	5	7.485	10	1.875
C	36	.625	.875	6	9	12	2.25
	48	.75	1.25	8	12	16	3

COLORS: LEGEND — BLACK
SHA BACKGROUND — FLUORESCENT YELLOW (RETROREFLECTIVE)



SHA REFERENCES
MdMUTCD SECTION - 5F.03, 8B.04, 10C.15

W10-3L

W10-3R

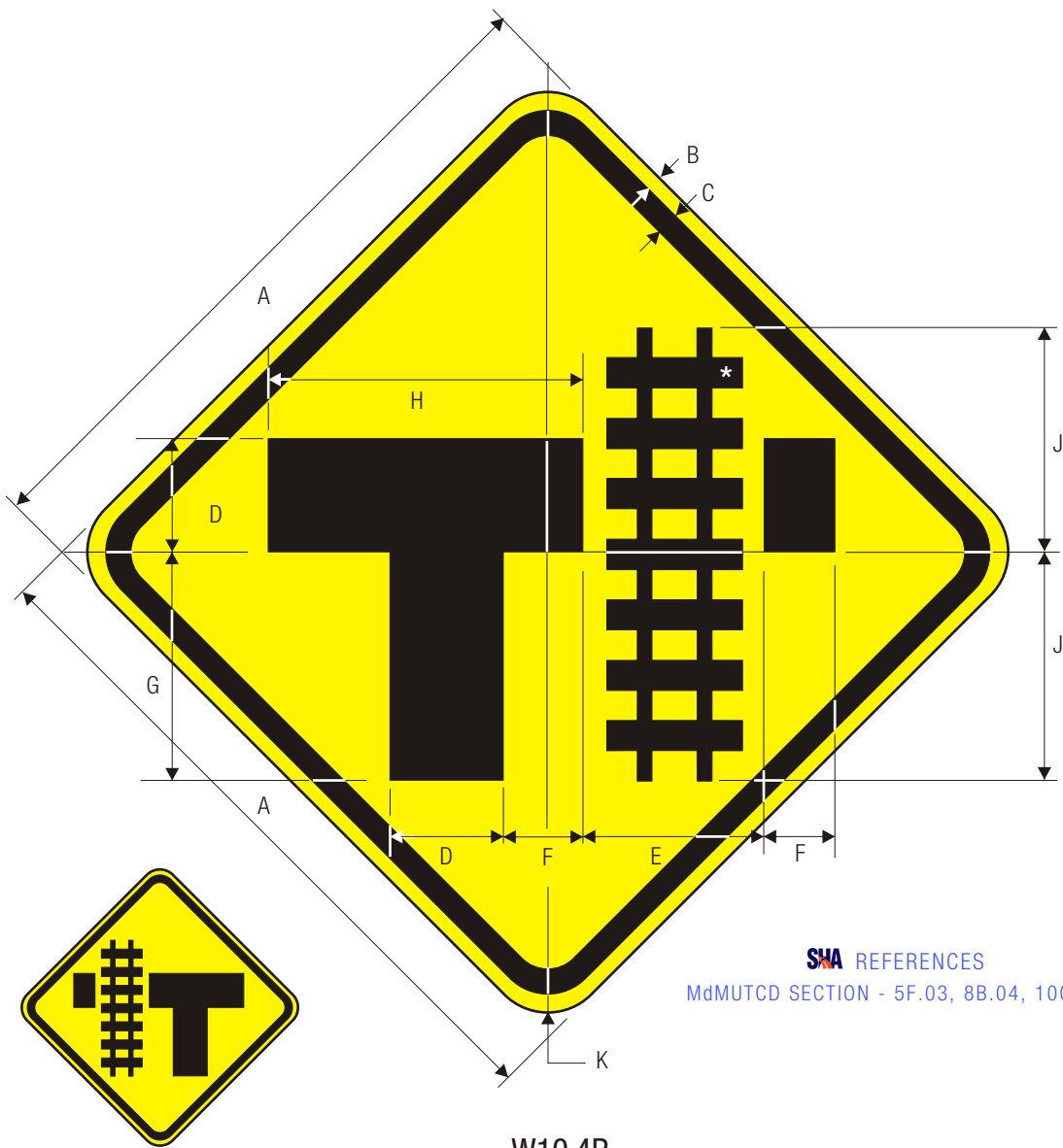
SHA REFERENCES
MdMUTCD SECTION - 5F.03, 8B.04, 10C.15

HIGHWAY-RAIL GRADE CROSSING ADVANCE WARNING

SHA *FOR SYMBOL DESIGN REFER TO THE APPENDIX-GRID SECTION FROM FHWA'S STANDARD HIGHWAY SIGNS BOOK -APPENDIX SECTION

	A	B	C	D	E	F	G
	18	.375	.625	3	4.483	6	1.5
	24	.375	.625	4	6	8	1.5
	30	.5	.75	5	7.485	10	1.875
C	36	.625	.875	6	9	12	2.25
	48	.75	1.25	8	12	16	3

COLORS: LEGEND — BLACK
SHA BACKGROUND — FLUORESCENT YELLOW (RETROREFLECTIVE)



SHA REFERENCES
MdMUTCD SECTION - 5F.03, 8B.04, 10C.15

W10-4R

W10-4L HIGHWAY-RAIL GRADE CROSSING ADVANCE WARNING

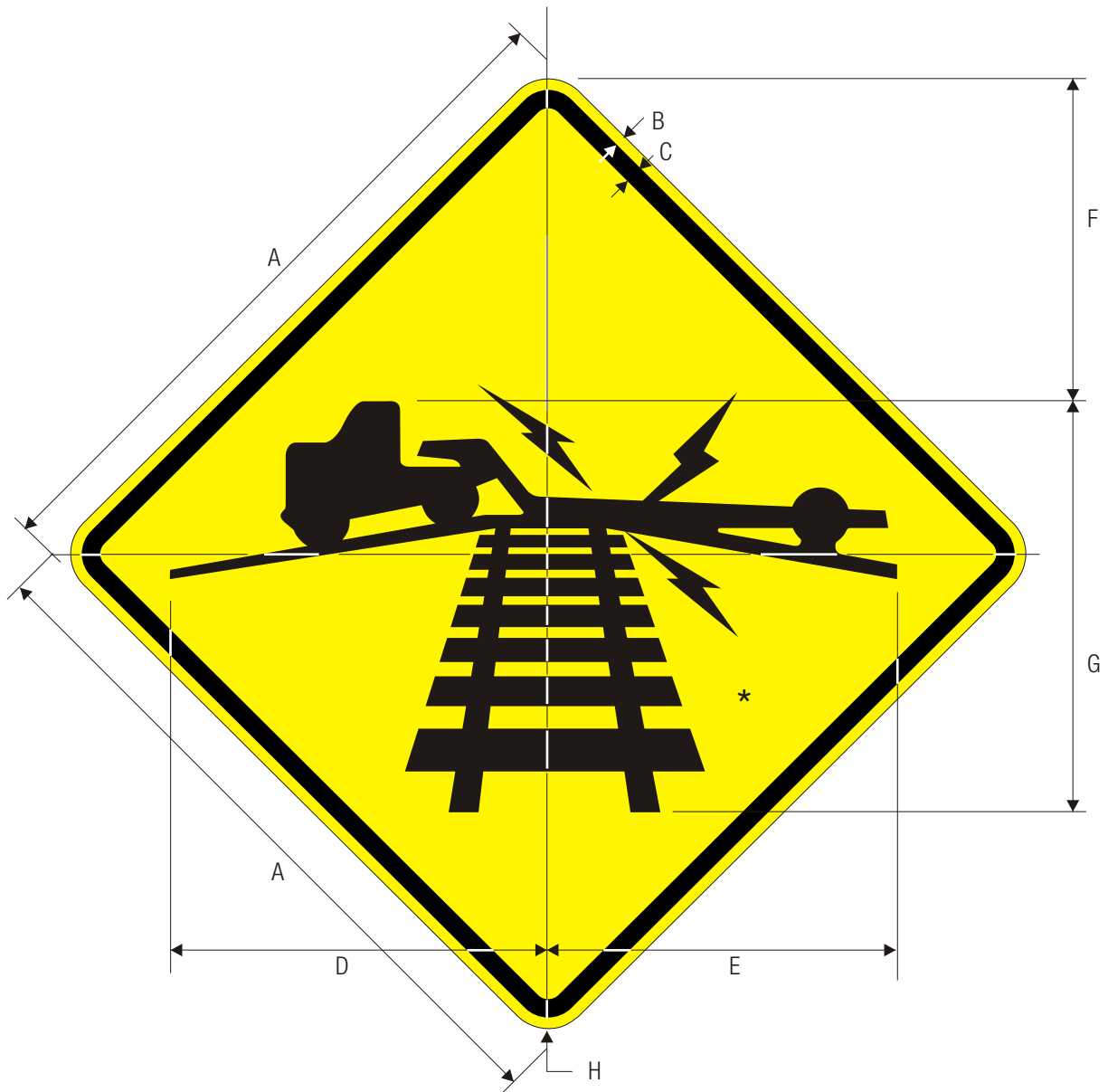
SHA REFERENCES
MdMUTCD SECTION - 5F.03, 8B.04, 10C.15

SHA *FOR SYMBOL DESIGN REFER TO THE APPENDIX-GRID SECTION FROM FHWA'S STANDARD HIGHWAY SIGNS BOOK -APPENDIX SECTION

C

A	B	C	D	E	F	G	H	J	K
18	.375	.625	3	4.483	2	6	8.486	6	1.5
24	.375	.625	4	6	2.722	8	11.448	8	1.5
30	.5	.75	5	7.485	3.442	10	14.410	10	1.875
36	.625	.875	6	9	4	12	17	12	2.25
48	.75	1.25	8	12	5	16	22	16	3

COLORS: LEGEND — BLACK
SHA BACKGROUND — FLUORESCENT YELLOW (RETROREFLECTIVE)



W10-5

LOW GROUND CLEARANCE HIGHWAY-RAIL GRADE CROSSING


SHA *FOR SYMBOL DESIGN REFER TO THE APPENDIX-GRID SECTION FROM FHWA'S STANDARD HIGHWAY SIGNS BOOK -APPENDIX SECTION

A	B	C	D	E	F	G	H
24	.375	.625	12.889	12.449	10.848	14.290	1.5
30	.5	.75	15.691	15.251	13.410	17.533	1.875
36	.625	.875	19.294	18.894	15.451	21.616	2.25
48	.75	1.25	24.858	24.458	20.615	27.861	3

COLORS: SYMBOL BLACK
SHA BACKGROUND FLUORESCENT YELLOW (RETROREFLECTIVE)

SHA REFERENCES

MdMUTCD SECTION - 5F.03, 8B.17, 10C.15, 10C.16



W10-7

LIGHT RAIL ACTIVATED BLANK-OUT SYMBOL

SHA *FOR SYMBOL DESIGN REFER TO THE APPENDIX-GRID SECTION FROM FHWA'S STANDARD HIGHWAY SIGNS BOOK -APPENDIX SECTION

	A	B	C	D	E
C	24	.5	2.5	19	1.5
	30	.75	3	24	1.875
	36	.75	3.5	29	2.25

SHA REFERENCES

MdMUTCD SECTION - 5F.03, 10C.15, 10C.17



SHA
SIGN SHALL NOT BE USED ALONG STATE OWNED, OPERATED AND MAINTAINED ROADWAYS.



W10-8

TRAINS MAY EXCEED XX MPH

*Series 2000 Standard Alphabets.

	A	B	C	D	E	F	G	H	J	K	L
	30	.5	.75	4 C	2	2	7.425	13.490	VAR	VAR	1.875
C	36	.625	.875	5 C	2.481	2.481	9.287	16.872	VAR	VAR	2.25
	48	.75	1.25	6 C	3	3	11.148	20.255	VAR	VAR	3

COLORS: LEGEND — BLACK
SHA BACKGROUND — YELLOW (RETROREFLECTIVE)

FOR USE WITH W10-1



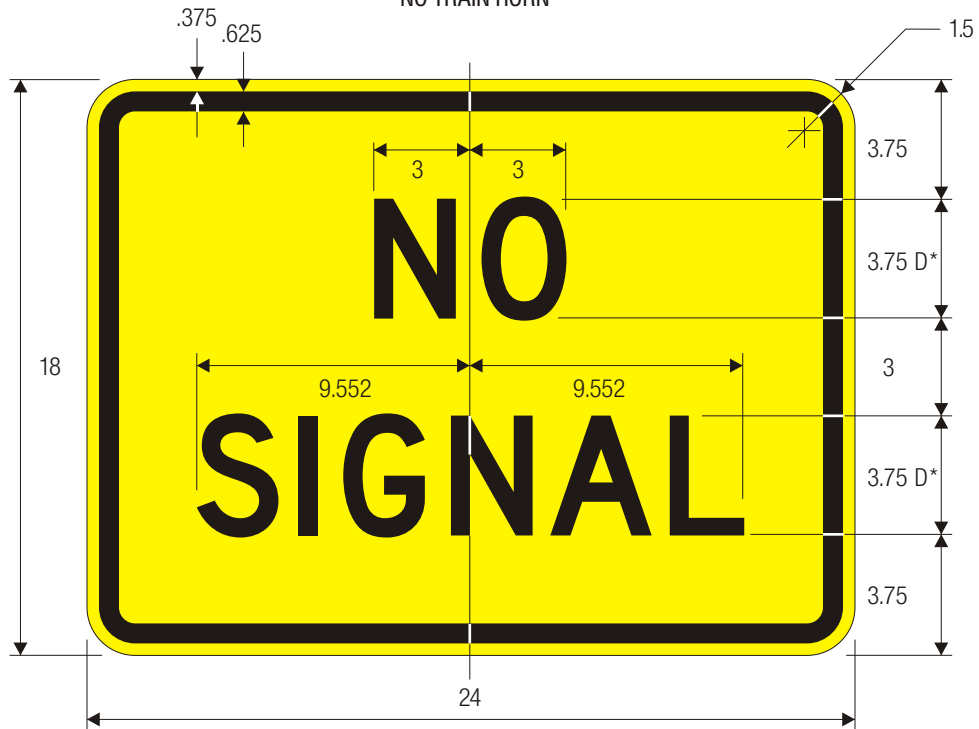
SHA REFERENCES

MdMUTCD SECTION - 5F.03, 8B.14, 10C.15

W10-9

*Series 2000 Standard Alphabets.

NO TRAIN HORN



SHA REFERENCES

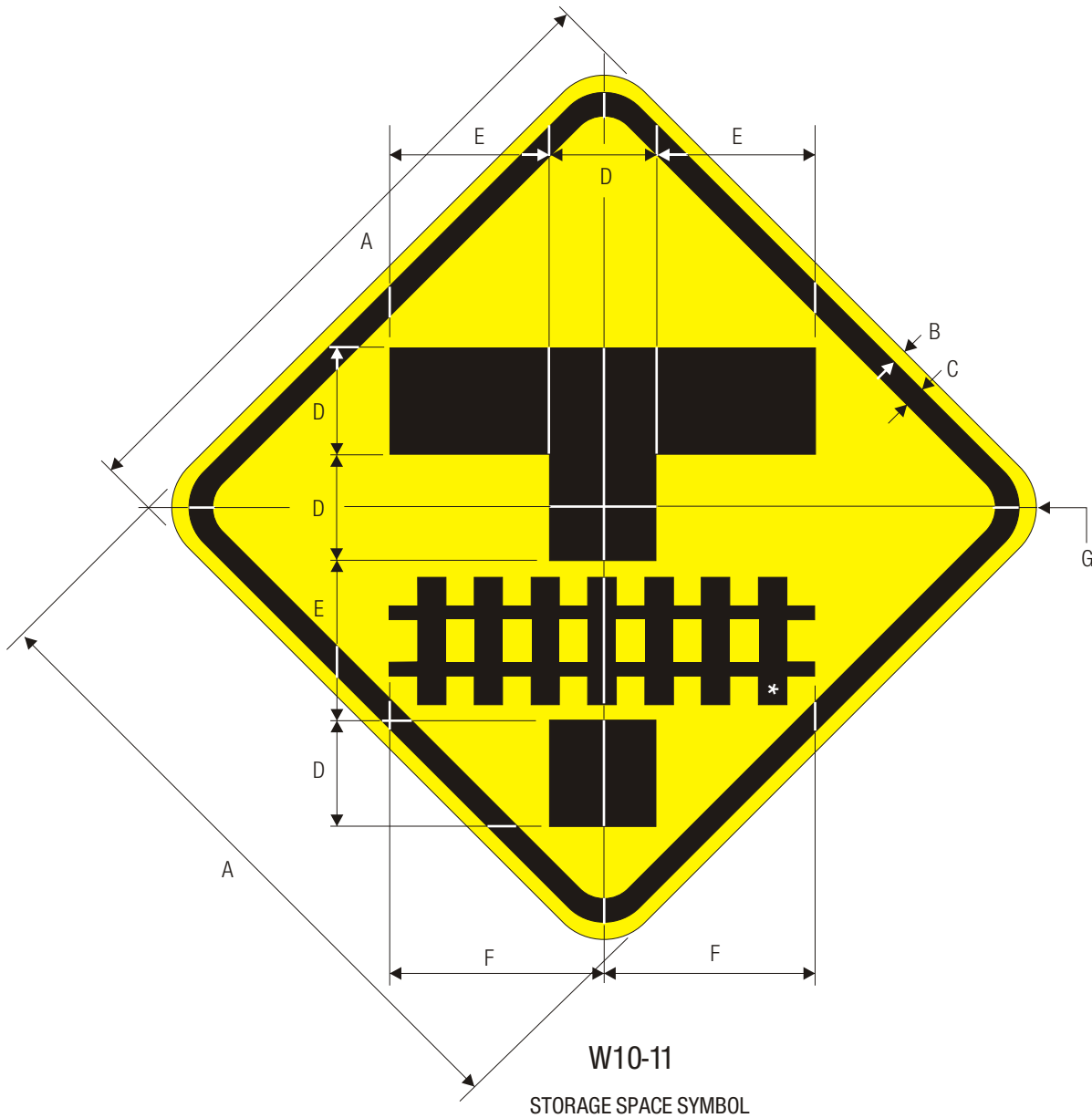
MdMUTCD SECTION - 5F.03, 8B.15, 10C.15

W10-10

NO SIGNAL

COLORS: LEGEND — BLACK

SHA BACKGROUND — FLUORESCENT YELLOW (RETROREFLECTIVE)



SHA *FOR SYMBOL DESIGN REFER TO THE APPENDIX-GRID SECTION FROM FHWA'S STANDARD HIGHWAY SIGNS BOOK -APPENDIX SECTION

	A	B	C	D	E	F	G
	18	.375	.625	3	4.483	6	1.5
	24	.375	.625	4	6	8	1.5
	30	.5	.75	5	7.485	10	1.875
C	36	.625	.875	6	9	12	2.25
	48	.75	1.25	8	12	16	3

COLORS: LEGEND — BLACK
SHA BACKGROUND — FLUORESCENT YELLOW (RETROREFLECTIVE)

SHA REFERENCES
 MdMUTCD SECTION - 5F.03, 8B.18, 10C.15, 10C.18

SHA



*Series 2000 Standard Alphabets.

W10-11a

STORAGE SPACE XX FEET (ENGLISH)

COLORS: LEGEND — BLACK
 SHA BACKGROUND — FLUORESCENT YELLOW (RETROREFLECTIVE)

SHA REFERENCES

MdMUTCD SECTION - 5F.03, 8B.18, 10C.15, 10C.18

SHA



*Series 2000 Standard Alphabets.

W10-11b

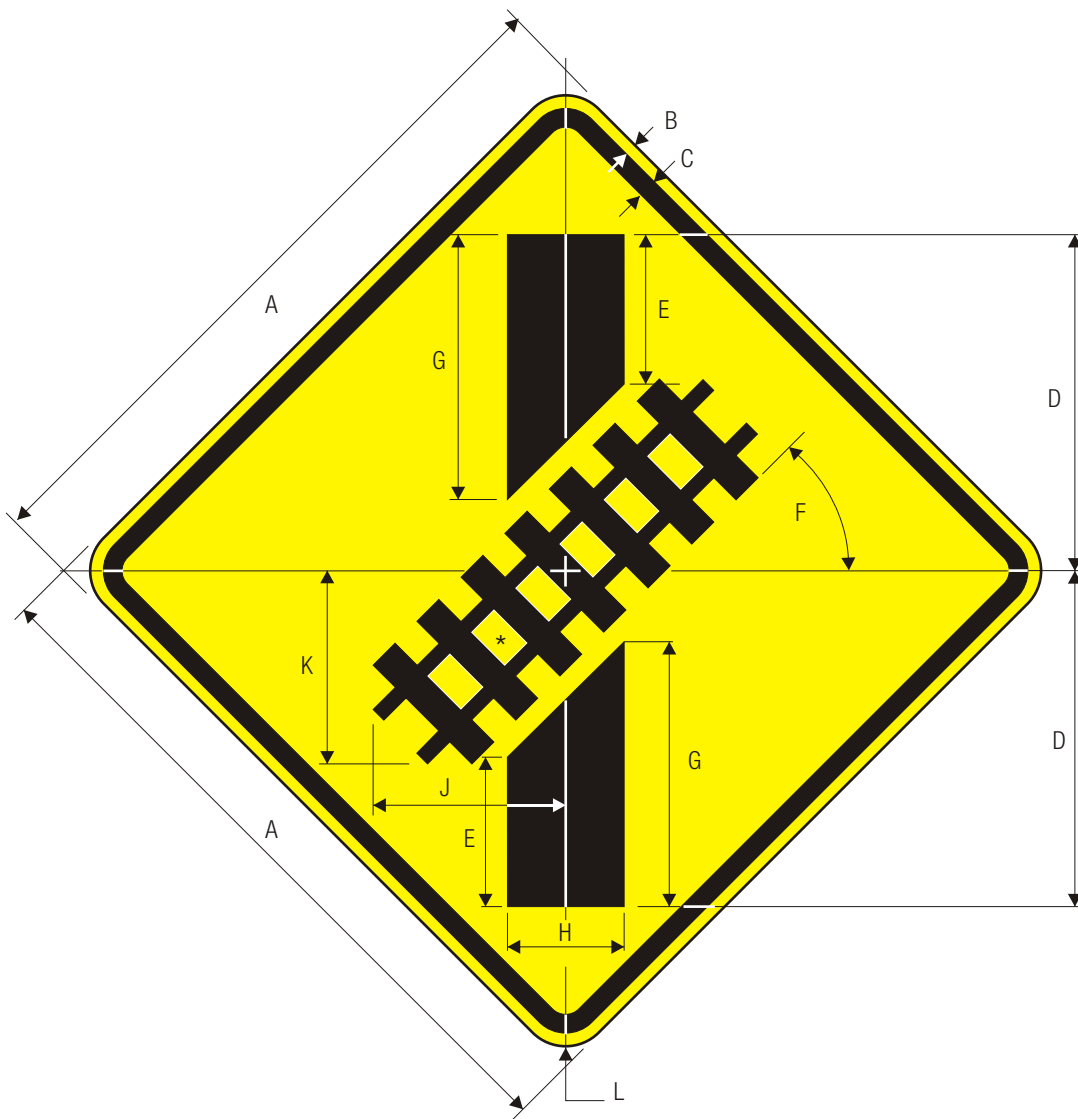
STORAGE SPACE XX FEET (ENGLISH)

COLORS: LEGEND — BLACK

SHA BACKGROUND — FLUORESCENT YELLOW (RETROREFLECTIVE)

SHA REFERENCES

MdMUTCD SECTION - 5F.03, 8B.18, 10C.15, 10C.18



W10-12

SKEWED CROSSING

SHA *FOR SYMBOL DESIGN REFER TO THE APPENDIX-GRID SECTION FROM FHWA'S STANDARD HIGHWAY SIGNS BOOK -APPENDIX SECTION

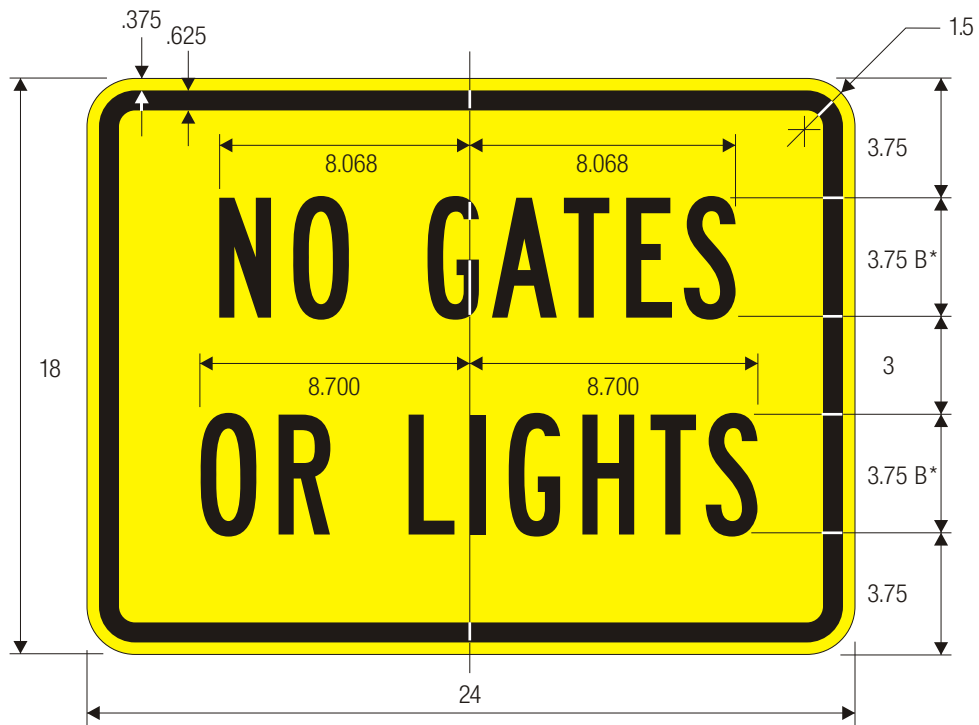
A	B	C	D	E	F	G	H	J	K	L
18	.375	.625	8.646	3.802	45°	6.805	3	4.923	4.963	1.5
24	.375	.625	11.528	5.083	45°	9.086	4	6.564	6.645	1.5
30	.5	.75	14.410	6.364	45°	11.368	5	8.206	8.286	1.875
36	.625	.875	17.293	7.645	45°	13.650	6	9.847	9.927	2.25
48	.75	1.25	23.057	10.167	45°	18.173	8	13.129	13.250	3

C

COLORS: LEGEND — BLACK
SHA BACKGROUND — FLUORESCENT YELLOW (RETROREFLECTIVE)

SHA REFERENCES

MdMUTCD SECTION - 5F.03, 8B.18, 10C.15, 10C.19



For use with W10-1

W10-13

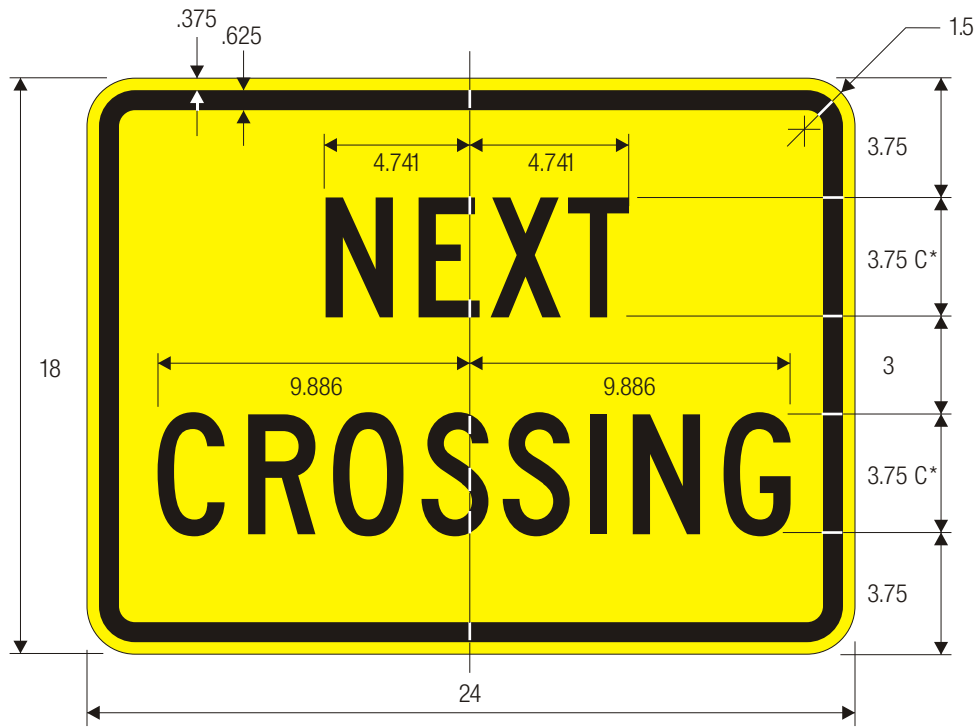
*Series 2000 Standard Alphabets.

NO GATES OR LIGHTS

COLORS: LEGEND — BLACK
SHA BACKGROUND — FLUORESCENT YELLOW (RETROREFLECTIVE)

SHA REFERENCES

MdMUTCD SECTION - 5F.03, 8B.15, 10C.15

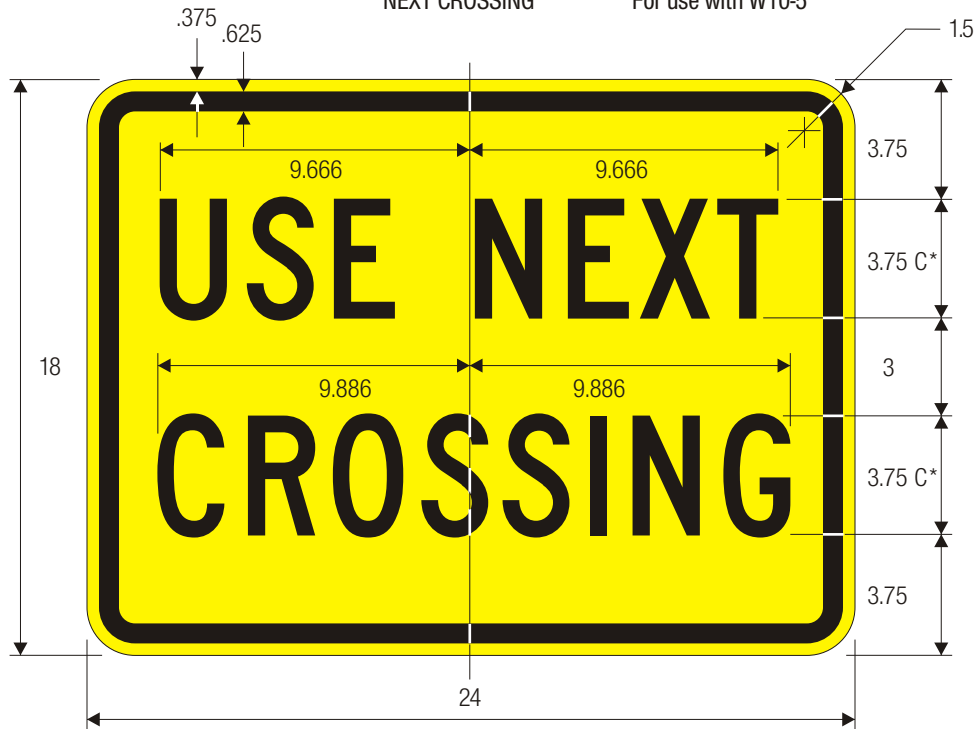


SHA REFERENCES
MdMUTCD SECTION - 5F.03, 10C.15

W10-14

NEXT CROSSING

For use with W10-5



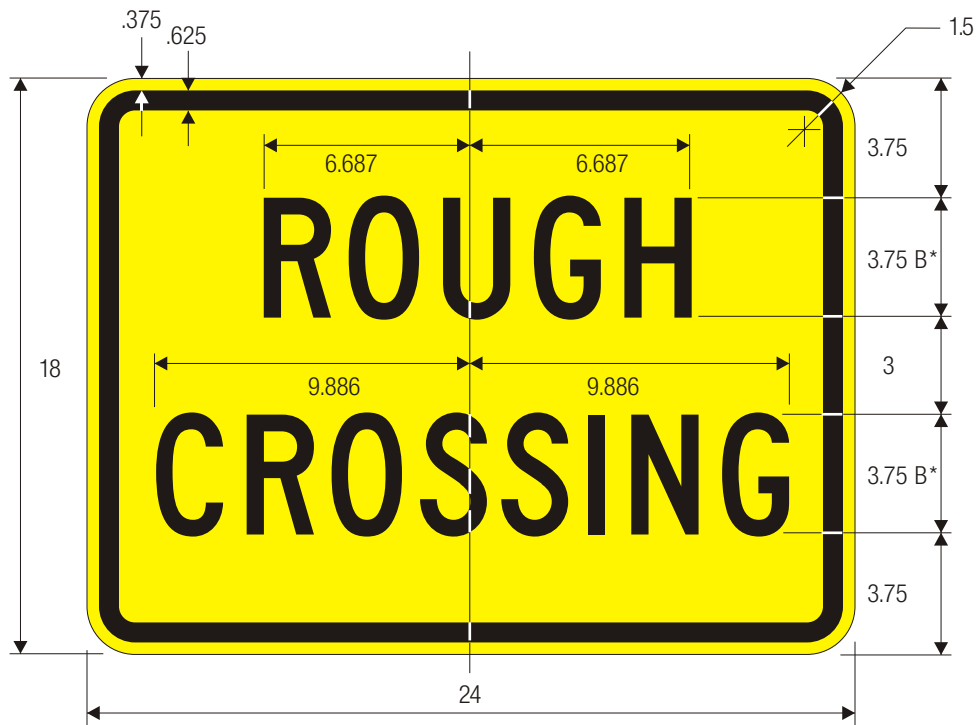
SHA REFERENCES
MdMUTCD SECTION - 5F.03, 10C.15

W10-14a

USE NEXT CROSSING

*Series 2000 Standard Alphabets.

COLORS: LEGEND — BLACK
SHA BACKGROUND — FLUORESCENT YELLOW (RETROREFLECTIVE)



W10-15

*Series 2000 Standard Alphabets.

ROUGH CROSSING



W11-1

BICYCLE TRAFFIC


SHA *FOR SYMBOL DESIGN REFER TO THE APPENDIX-GRID SECTION FROM FHWA'S STANDARD HIGHWAY SIGNS BOOK -APPENDIX SECTION

	A	B	C	D	E	F
	18	.375	.625	5	.594	1.5
C	24	.375	.625	6.688	.813	1.5
	30	.5	.75	8.5	1	1.875
	36	.625	.875	10	1.188	2.25
	48	.75	1.25	13.375	1.625	3

COLORS: SYMBOL — BLACK
SHA BACKGROUND — FLUORESCENT YELLOW (RETROREFLECTIVE)

SHA REFERENCES

MdMUTCD SECTION - 2C.40, 5C.09, 9B.17, 9B.18



NOTE: FOR SYMBOL DESIGN CONTACT SHA SIGN SHOP.

SIGN SIZE	DIMENSIONS (INCHES)								
	A	B	C	D	E	F	G	H	J
STD	30	1/2	3/4	9-1/2	7	11-1/2	5-1/2	13	1-7/8

REFERENCES

MdMUTCD SECTION - 2C.40, 2C.41, 9B.17

COLORS

LEGEND - BLACK

BACKGROUND - FLUORESCENT YELLOW

APPROVED Tom Hicks (signature on file)
DIRECTOR - OFFICE OF TRAFFIC AND SAFETY


Maryland Department of Transportation
STATE HIGHWAY ADMINISTRATION
MARYLAND STANDARD HIGHWAY SIGNS
HIKER BIKER TRAIL CROSSING



APPROVAL • SHA REVISIONS	APPROVAL • FEDERAL HIGHWAY ADMINISTRATION
APPROVAL 03/02/2009	APPROVAL
REVISED	REVISED
REVISED	REVISED
REVISED	REVISED

SIGN NUMBER

W11-1(1)



W11-2


PEDESTRIAN TRAFFIC

SHA *FOR SYMBOL DESIGN REFER TO THE APPENDIX-GRID SECTION FROM FHWA'S STANDARD HIGHWAY SIGNS BOOK -APPENDIX SECTION

	A	B	C	D	E
	18	.375	.625	8	1.5
	24	.375	.625	11	1.5
C	30	.5	.75	13.5	1.875
	36	.625	.875	16	2.25
	48	.75	1.25	22	3

COLORS: SYMBOL — BLACK
SHA BACKGROUND — FLUORESCENT YELLOW (RETROREFLECTIVE)

SHA REFERENCES
 MdMUTCD SECTION - 2C.41, 5C.09



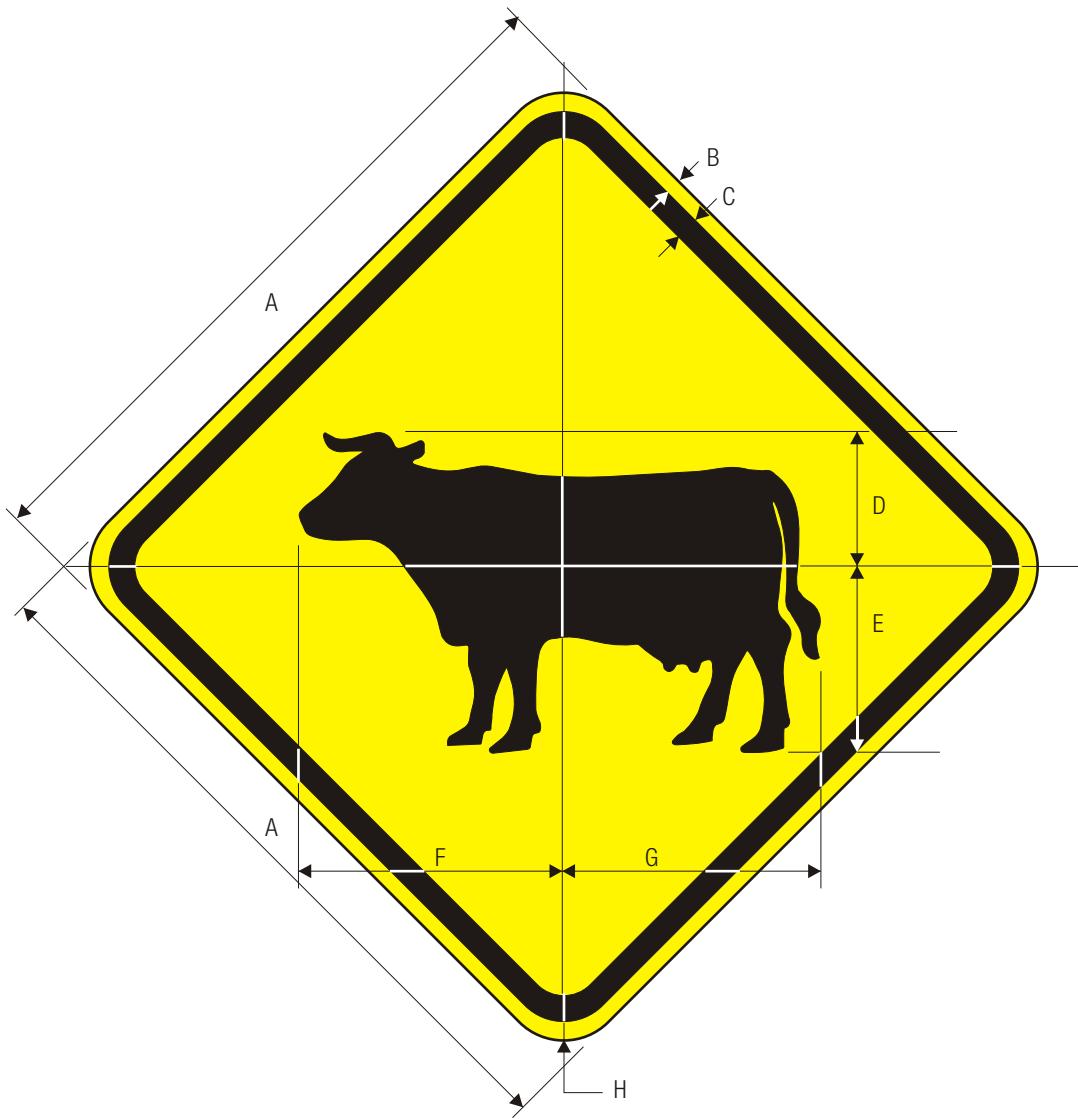
W11-3
DEER TRAFFIC

SHA *FOR SYMBOL DESIGN REFER TO THE APPENDIX-GRID SECTION FROM FHWA'S STANDARD HIGHWAY SIGNS BOOK -APPENDIX SECTION

	A	B	C	D	E	F	G	H
C	24	.375	.625	10.625	7.875	6.5	5.875	1.5
	30	.5	.75	13.5	10	8.25	7.5	1.875
	36	.625	.875	16.25	12	9.875	9	2.25
	48	.75	1.25	21.25	15.75	13	11.75	3

COLORS: SYMBOL — BLACK
SHA BACKGROUND — FLUORESCENT YELLOW (RETROREFLECTIVE)

SHA REFERENCES
 MdMUTCD SECTION - 2C.41, 5C.09



W11-4

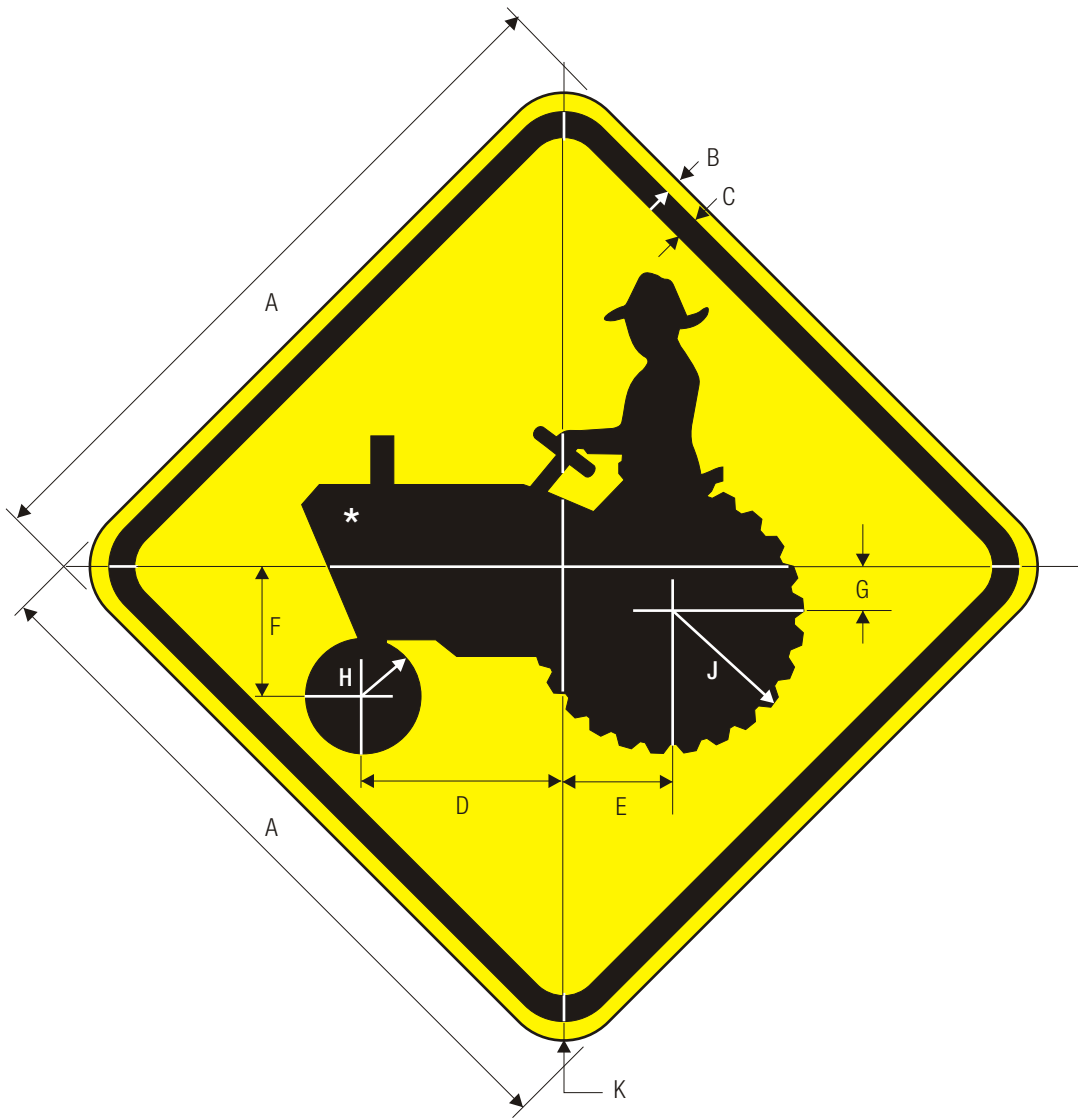
CATTLE TRAFFIC

SHA *FOR SYMBOL DESIGN REFER TO THE APPENDIX-GRID SECTION FROM FHWA'S STANDARD HIGHWAY SIGNS BOOK - APPENDIX SECTION

	A	B	C	D	E	F	G	H
	24	.375	.625	4.75	6.313	9.25	8.313	1.5
C	30	.5	.75	6	8	11.75	10.5	1.875
	36	.625	.875	7.25	9.625	14.125	12.625	2.25
	48	.75	1.25	9.5	12.625	18.5	16.625	3

COLORS: SYMBOL — BLACK
SHA BACKGROUND — FLUORESCENT YELLOW (RETROREFLECTIVE)

SHA REFERENCES
 MdMUTCD SECTION - 2C.41, 5C.09



W11-5

FARM MACHINERY TRAFFIC

SHA *FOR SYMBOL DESIGN REFER TO THE APPENDIX-GRID SECTION FROM FHWA'S STANDARD HIGHWAY SIGNS BOOK -APPENDIX SECTION

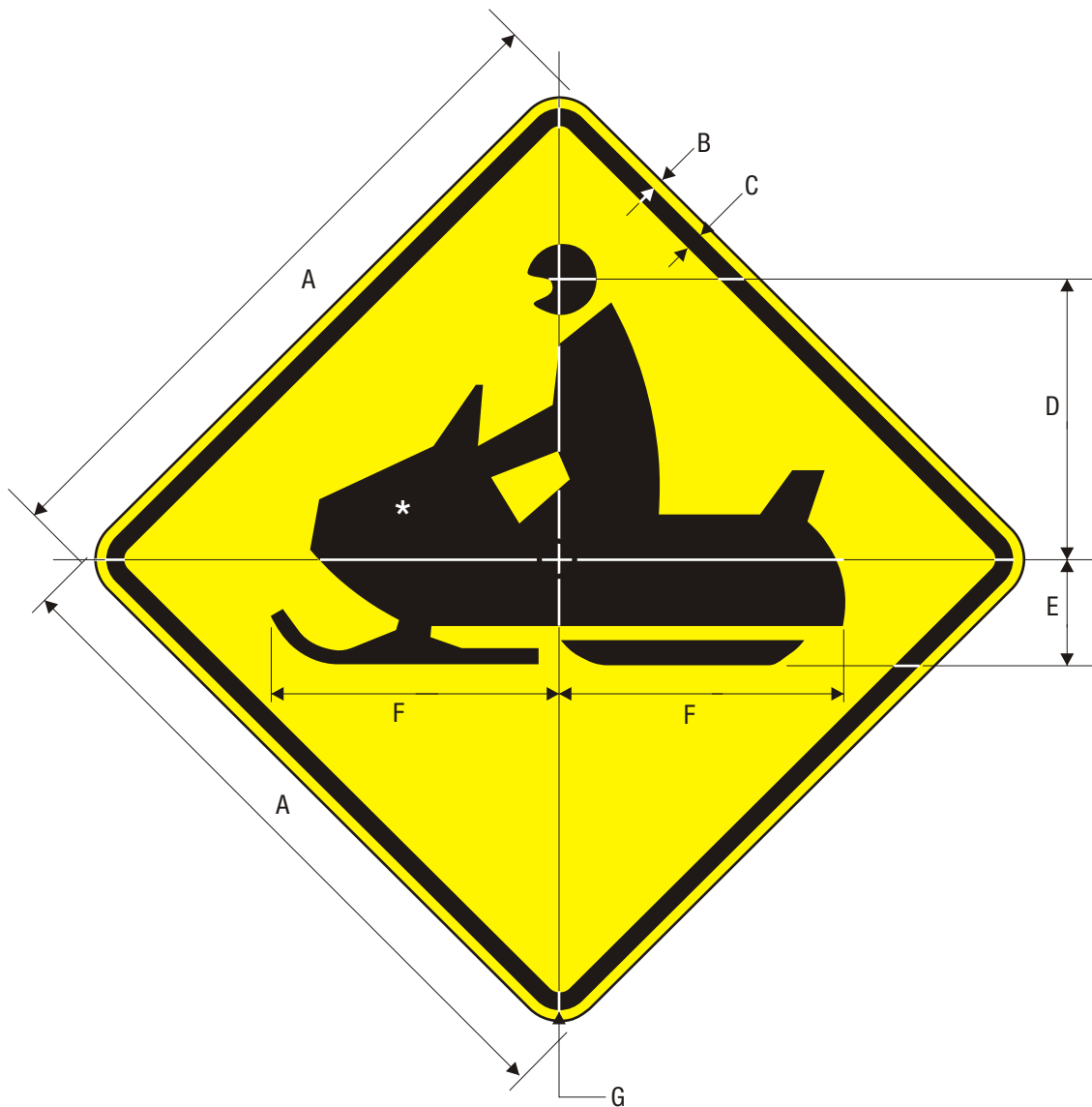
C

A	B	C	D	E	F	G	H	J	K
24	.375	.625	6.875	3.75	4.375	1.375	2	4.75	1.5
30	.5	.75	8.75	4.75	5.5	1.75	2.5	6	1.875
36	.625	.875	10.5	5.75	6.625	2.125	3	7.25	2.25
48	.75	1.25	13.75	7.5	8.75	2.75	4	9.5	3

COLORS: SYMBOL — BLACK
SHA BACKGROUND — FLUORESCENT YELLOW (RETROREFLECTIVE)

SHA REFERENCES

MdMUTCD SECTION - 2C.40, 5C.09



W11-6

SNOWMOBILE TRAFFIC


SHA *FOR SYMBOL DESIGN REFER TO THE APPENDIX-GRID SECTION FROM FHWA'S STANDARD HIGHWAY SIGNS BOOK -APPENDIX SECTION

	A	B	C	D	E	F	G
	24	.375	.625	7.375	4.688	8.875	1.5
C	30	.5	.75	9.188	5.875	10.063	1.875
	36	.625	.875	11.063	7.063	13.25	2.25

COLORS: SYMBOL — BLACK
SHA BACKGROUND — FLUORESCENT YELLOW (RETROREFLECTIVE)

SHA REFERENCES

MdMUTCD SECTION - 2C.41, 5C.09



W11-7

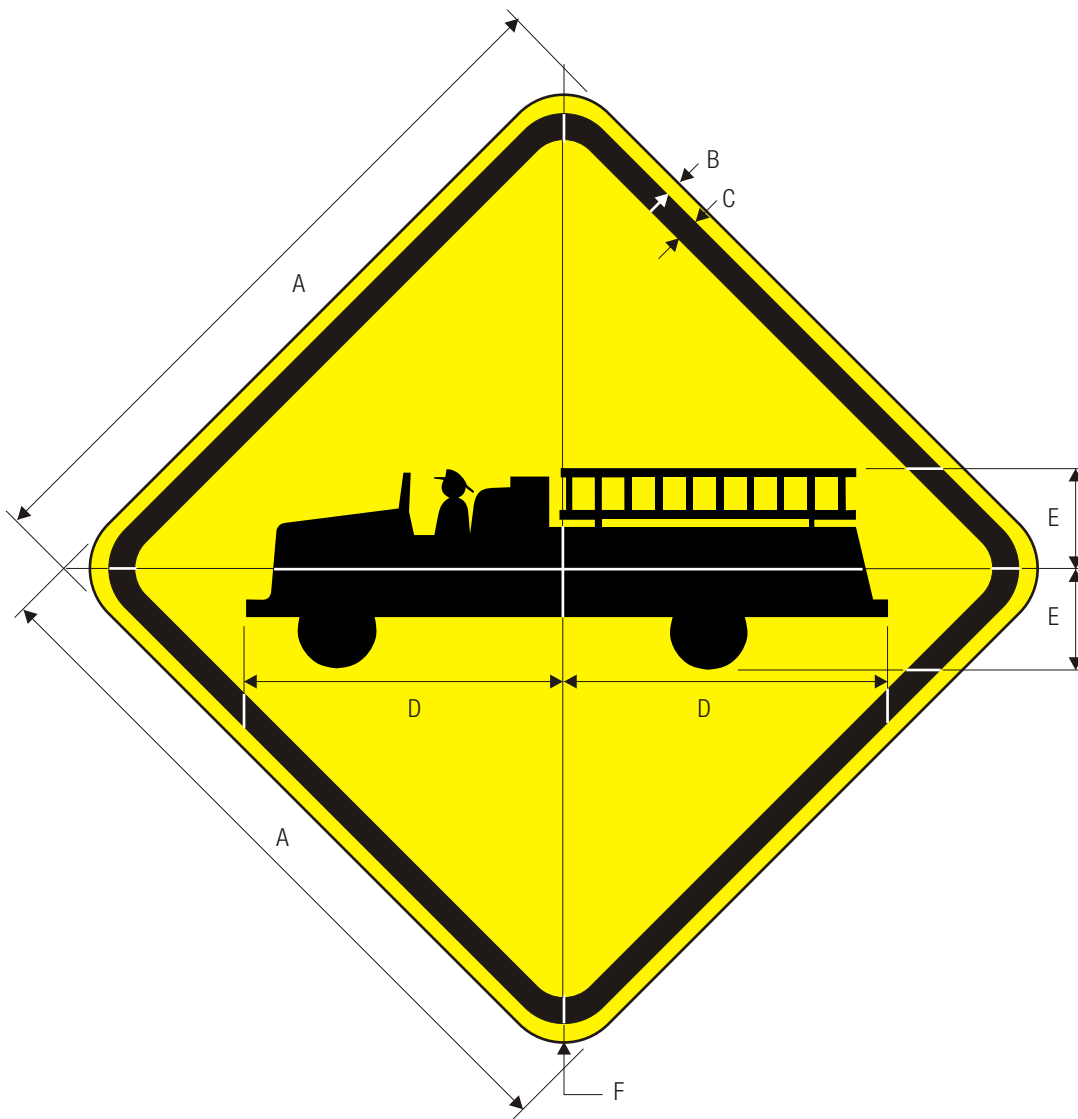
EQUESTRIAN TRAFFIC

SHA *FOR SYMBOL DESIGN REFER TO THE APPENDIX-GRID SECTION FROM FHWA'S STANDARD HIGHWAY SIGNS BOOK -APPENDIX SECTION

	A	B	C	D	E	F	G
	24	.375	.625	10.5	8	10.625	1.5
C	30	.5	.75	13	10	13	1.875
	36	.625	.875	15.5	12	15.625	2.25
	48	.75	1.25	21	16	21	3

COLORS: SYMBOL — BLACK
SHA BACKGROUND — FLUORESCENT YELLOW (RETROREFLECTIVE)

SHA REFERENCES
 MdMUTCD SECTION - 2C.41, 5C.09



W11-8

EMERGENCY VEHICLE

SHA *FOR SYMBOL DESIGN REFER TO THE APPENDIX-GRID SECTION FROM FHWA'S STANDARD HIGHWAY SIGNS BOOK -APPENDIX SECTION

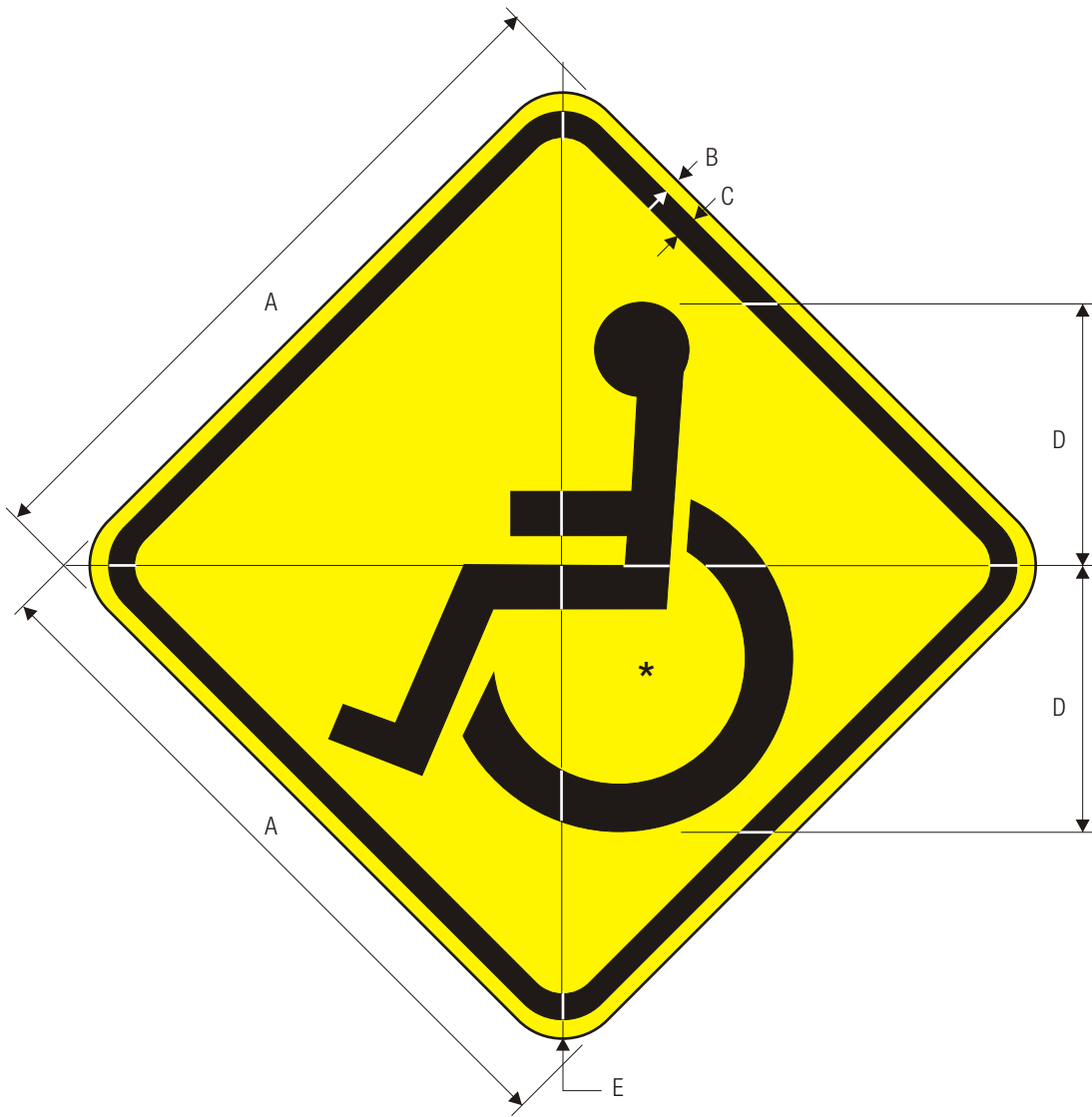
	A	B	C	D	E	F
	24	.375	.625	11	3.5	1.5
C	30	.5	.75	13.75	4.375	1.875
	36	.625	.875	16.5	5.25	2.25
	48	.75	1.25	22	7	3

COLORS: SYMBOL — BLACK

SHA BACKGROUND — FLUORESCENT YELLOW (RETROREFLECTIVE)

SHA REFERENCES

MdMUTCD SECTION - 2C.40, 5C.09



W11-9

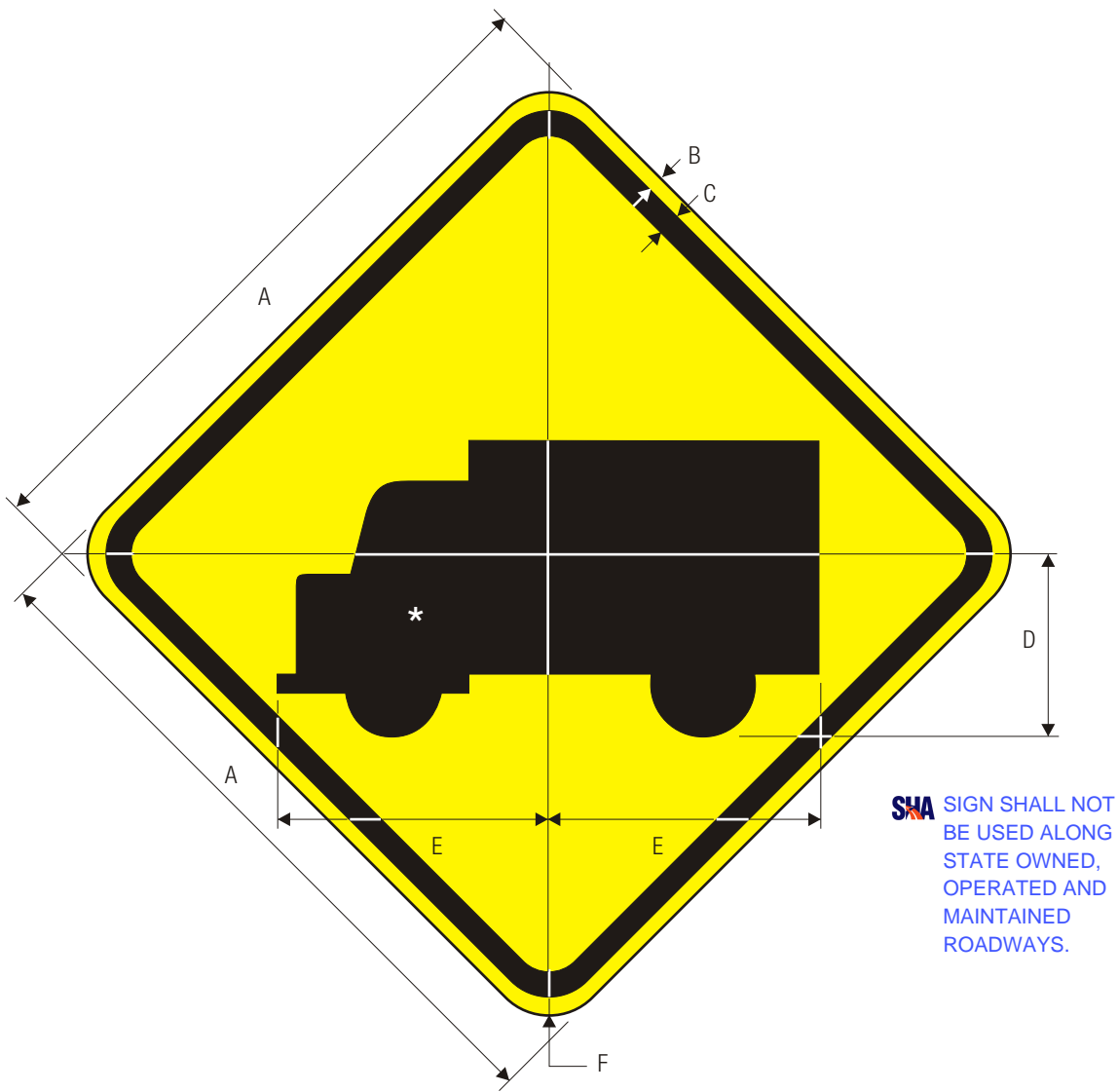
HANDICAPPED

SHA *FOR SYMBOL DESIGN REFER TO THE APPENDIX-GRID SECTION FROM FHWA'S STANDARD HIGHWAY SIGNS BOOK -APPENDIX SECTION

	A	B	C	D	E
	24	.375	.625	9	1.5
C	30	.5	.75	11.25	1.875
	36	.625	.875	13.5	2.25
	48	.75	1.25	18	3

SHA REFERENCES
MdMUTCD SECTION - 2C.41, 5C.09

COLORS: SYMBOL — BLACK
SHA BACKGROUND — FLUORESCENT YELLOW (RETROREFLECTIVE)



W11-10

TRUCK CROSSING

SHA *FOR SYMBOL DESIGN REFER TO THE APPENDIX-GRID SECTION FROM FHWA'S STANDARD HIGHWAY SIGNS BOOK -APPENDIX SECTION

A	B	C	D	E	F
24	.375	.625	7	9.5	1.5
C 30	.5	.75	9	12	1.875
36	.625	.875	10	14	2.25
48	.75	1.25	14	19	3

WARNING SIGN COLORS:

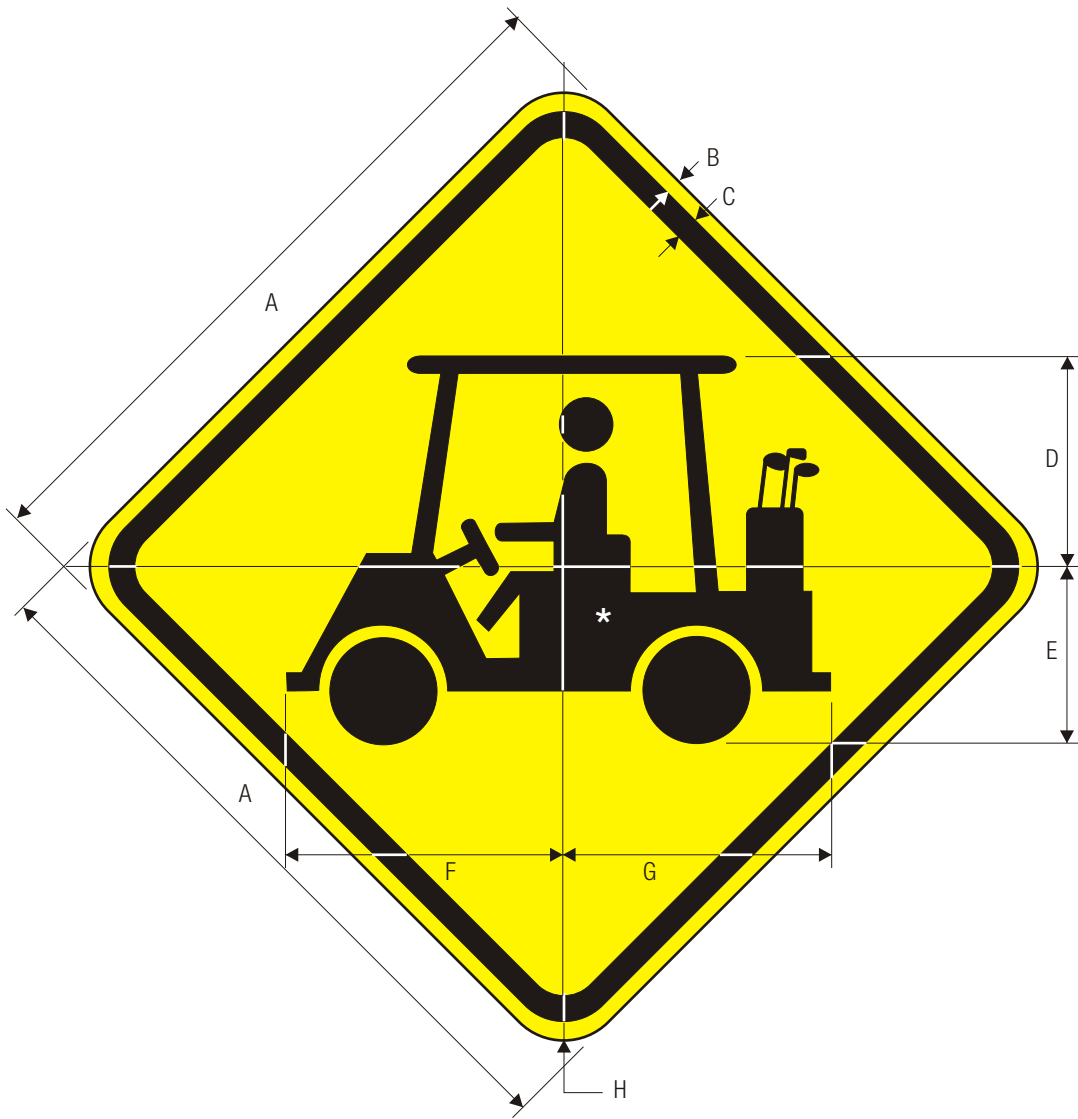
SYMBOL — BLACK

SHA BACKGROUND— YELLOW (RETROREFLECTIVE)

TTC SIGN COLORS:

SYMBOL — BLACK

SHA BACKGROUND— ORANGE (RETROREFLECTIVE)



W11-11

GOLF CART TRAFFIC

SHA *FOR SYMBOL DESIGN REFER TO THE APPENDIX-GRID SECTION FROM FHWA'S STANDARD HIGHWAY SIGNS BOOK -APPENDIX SECTION

	A	B	C	D	E	F	G	H
	24	.375	.625	7.285	6.064	9.467	9.126	1.5
C	30	.5	.75	9.126	7.605	11.889	11.448	1.875
	36	.625	.875	10.928	9.126	14.250	13.730	2.25
	48	.75	1.25	14.571	12.129	18.934	18.253	3

SHA REFERENCES
MdMUTCD SECTION - 2C.40, 5C.09

COLORS: SYMBOL — BLACK
SHA BACKGROUND — FLUORESCENT YELLOW (RETROREFLECTIVE)



W11-12p

EMERGENCY SIGNAL AHEAD

For use with W11-8 Emergency Vehicle Design.

*Series 2000 Standard Alphabets.


	A	B	C	D	E	F	G	H	J	K	L	M
C	24	18	.375	.625	3	3 C	1.5	3	9.667	5.704	5.223	1.5
	30	24	.5	.75	4	4 C	2	4	12.889	7.605	6.985	1.875
	36	30	.625	.875	5.625	4.25 C	3	5.625	14.190	8.366	7.665	2.25

SHA REFERENCES

MdMUTCD SECTION - 2C.40, 5C.09

COLORS: LEGEND — BLACK

SHA BACKGROUND - FLUORESCENT YELLOW (RETROREFLECTIVE)



SIGN SIZE	DIMENSIONS (INCHES)									
	A	B	C	D	E	F	G	H	J	K
STD	120	48	1-1/2	7	8D	5	8C	6	6D	8

REFERENCES

MdMUTCD SECTION - 2C.40, 5C.09

COLORS

LEGEND - BLACK

BACKGROUND - FLUORESCENT YELLOW

APPROVED Tom Hicks (signature on file)
DIRECTOR - OFFICE OF TRAFFIC AND SAFETY

Maryland Department of Transportation
STATE HIGHWAY ADMINISTRATION
MARYLAND STANDARD HIGHWAY SIGNS

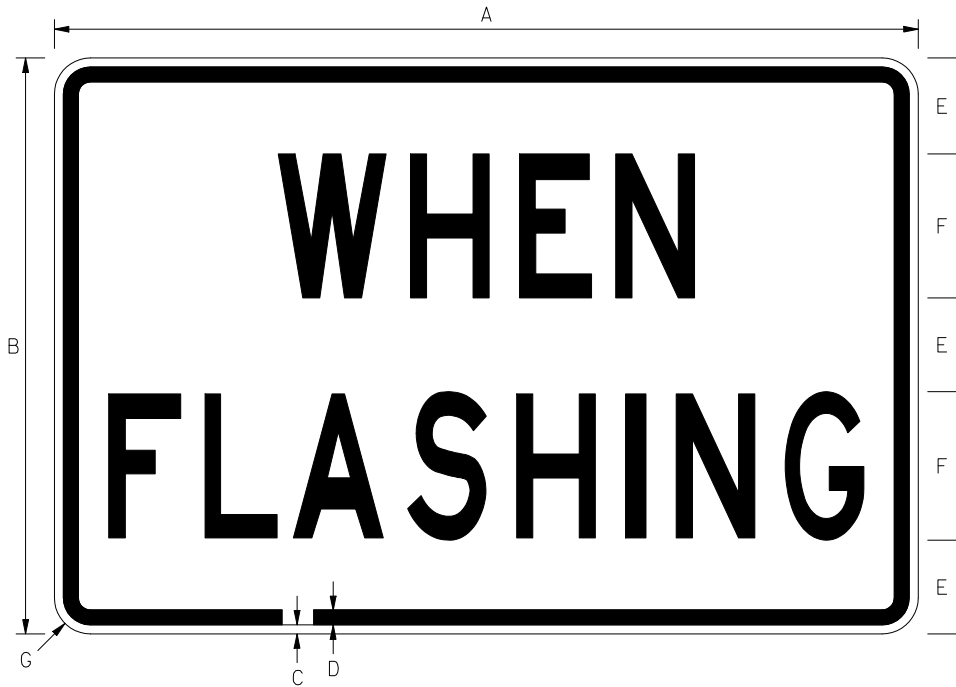


APPROVAL • SHA REVISIONS	APPROVAL • FEDERAL HIGHWAY ADMINISTRATION
APPROVAL 03/02/2009	APPROVAL
REVISED	REVISED
REVISED	REVISED
REVISED	REVISED

WATCH FOR EMERGENCY VEHICLES

SIGN NUMBER

W11-12(1)



SIGN SIZE	DIMENSIONS (INCHES)						
	A	B	C	D	E	F	G
STD	36	24	3/8	5/8	4	6C	1-1/2

REFERENCES

MdMUTCD SECTION - 6F.46

COLORS

LEGEND - BLACK

BACKGROUND - FLUORESCENT YELLOW

APPROVED Tom Hicks (signature on file)
DIRECTOR - OFFICE OF TRAFFIC AND SAFETY

Maryland Department of Transportation
STATE HIGHWAY ADMINISTRATION
MARYLAND STANDARD HIGHWAY SIGNS

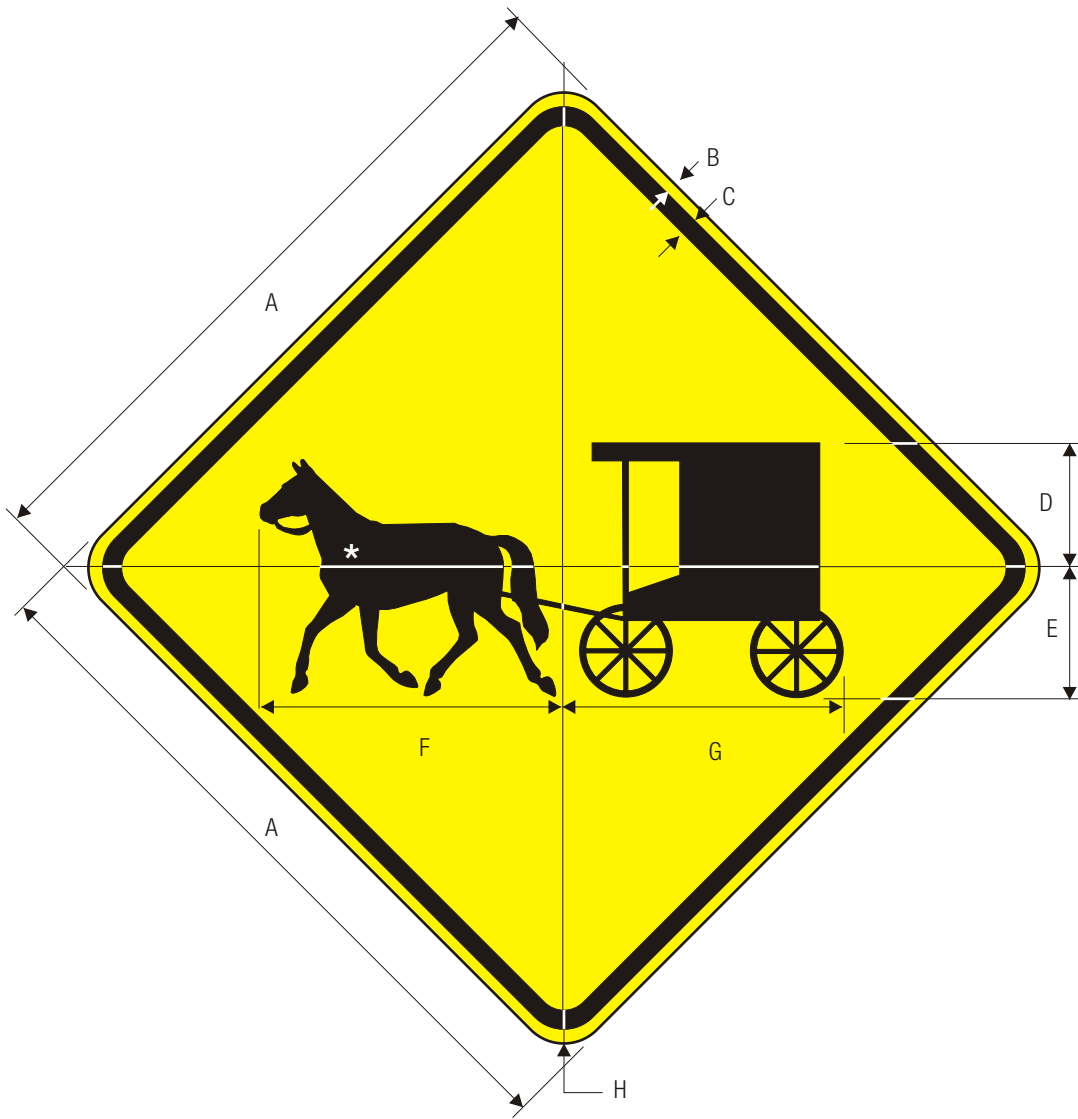


APPROVAL • SHA REVISIONS	APPROVAL • FEDERAL HIGHWAY ADMINISTRATION
APPROVAL 03/02/2009	APPROVAL
REVISED	REVISED
REVISED	REVISED
REVISED	REVISED

WHEN FLASHING

SIGN NUMBER

W11-12(2)



W11-14

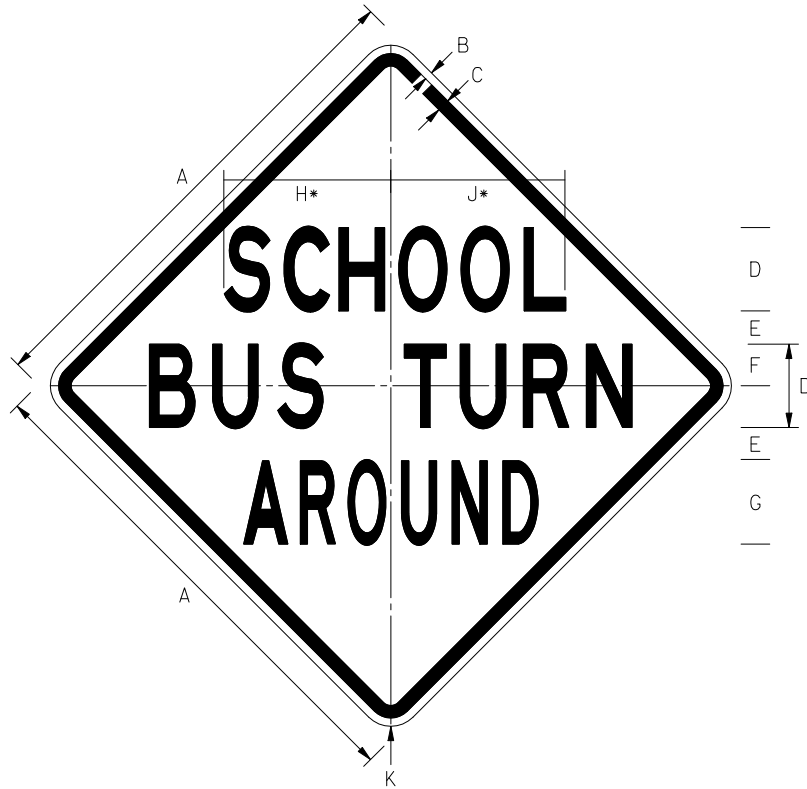
HORSE AND BUGGY TRAFFIC

SHA *FOR SYMBOL DESIGN REFER TO THE APPENDIX-GRID SECTION FROM FHWA'S STANDARD HIGHWAY SIGNS BOOK -APPENDIX SECTION

	A	B	C	D	E	F	G	H
C	24	.375	.625	4.323	4.443	10.407	9.567	1.5
	30	.5	.75	5.404	5.564	13.000	11.969	1.875
	36	.625	.875	6.484	6.685	15.611	14.370	2.25
	48	.75	1.25	8.646	8.926	20.815	19.174	3

SHA REFERENCES
MdMUTCD SECTION - 2C.40, 5C.09

COLORS: LEGEND — BLACK
SHA BACKGROUND — FLUORESCENT YELLOW (RETROREFLECTIVE)



* SPACING REDUCED TO FIT

SIGN SIZE	DIMENSIONS (INCHES)									
	A	B	C	D	E	F	G	H	J*	K*
STD	30	1/2	3/4	5C	2	2-1/2	5B	10	10-1/2	1-7/8
EXPWY	36	5/8	7/8	6C	3	3	6B	11-3/4	12-3/4	2-1/4

REFERENCES

MdMUTCD SECTION - 2C.40, 5C.09

COLORS

LEGEND - BLACK
BACKGROUND - FLUORESCENT YELLOW

APPROVED Tom Hicks (signature on file)
DIRECTOR - OFFICE OF TRAFFIC AND SAFETY

Maryland Department of Transportation
STATE HIGHWAY ADMINISTRATION
MARYLAND STANDARD HIGHWAY SIGNS
SCHOOL BUS TURN AROUND



APPROVAL • SHA REVISIONS	APPROVAL • FEDERAL HIGHWAY ADMINISTRATION
APPROVAL 03/02/2009	APPROVAL
REVISED	REVISED
REVISED	REVISED
REVISED	REVISED

SIGN NUMBER

W11-15(1)



SIGN SIZE	DIMENSIONS (INCHES)					
	A	B	C	D	E	F
STD	30	1/2	3/4	5C	3	1-7/8
SPECIAL	48	3/4	1-1/4	8C	5	3

REFERENCES

MdMUTCD SECTION - 2C.41, 5C.09

COLORS

LEGEND - BLACK

BACKGROUND - FLUORESCENT YELLOW

APPROVED Tom Hicks (signature on file)
DIRECTOR - OFFICE OF TRAFFIC AND SAFETY

Maryland Department of Transportation
STATE HIGHWAY ADMINISTRATION
MARYLAND STANDARD HIGHWAY SIGNS

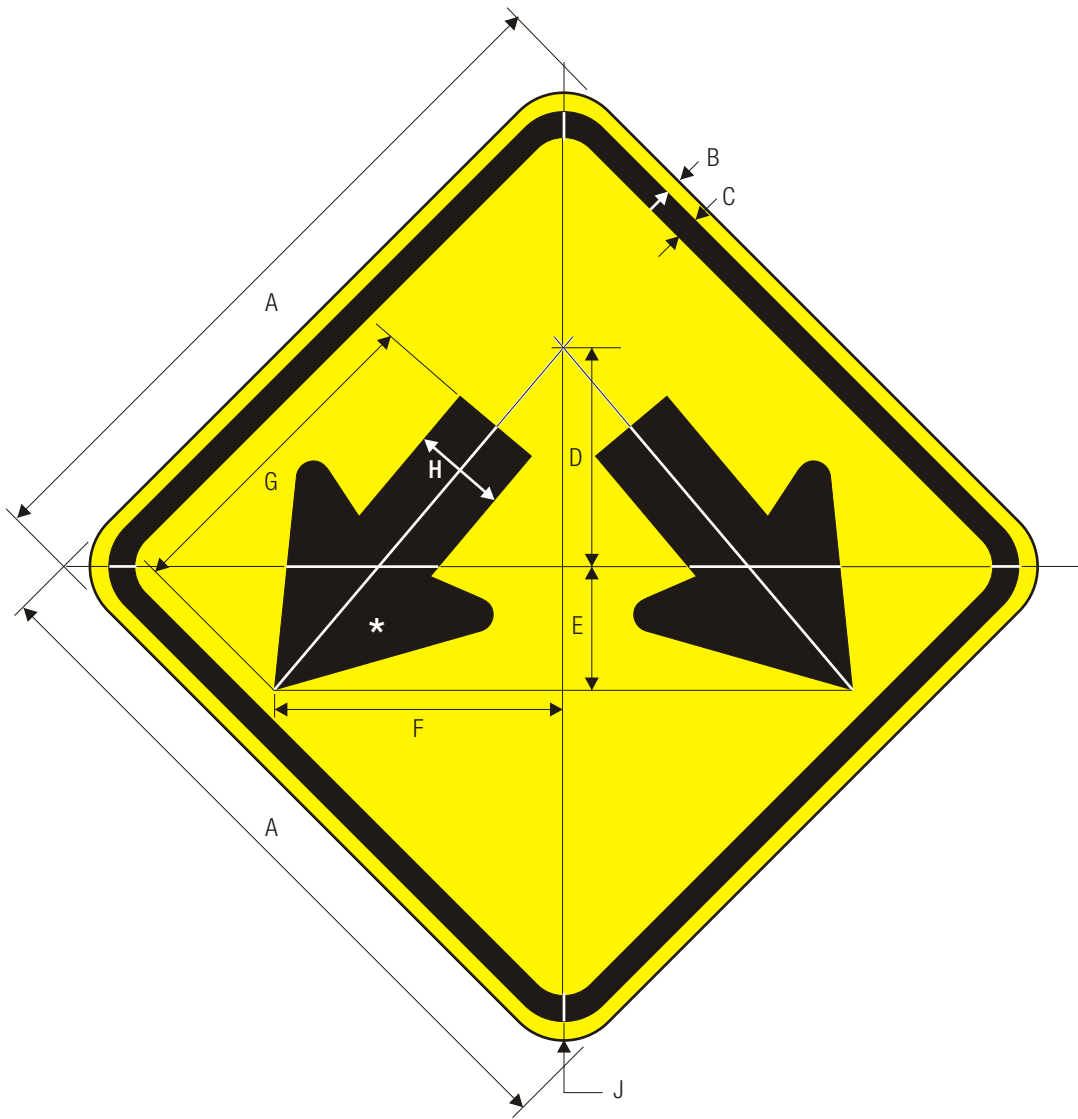


APPROVAL • SHA REVISIONS	APPROVAL • FEDERAL HIGHWAY ADMINISTRATION
APPROVAL 03/02/2009	APPROVAL
REVISED	REVISED
REVISED	REVISED
REVISED	REVISED

FALLING ROCK

SIGN NUMBER

W11-16(1)



W12-1

DOUBLE ARROW

SHA * FOR ARROWHEAD DIMENSIONS REFER TO STANDARD ARROW DETAILS IN APPENDIX-ARROWS SECTION FROM FHWA'S STANDARD HIGHWAY SIGNS BOOK-APPENDIX SECTION.

	A	B	C	D	E	F	G	H	J
	24	.375	.625	8	4.125	9.75	11.625	3.125	1.5
C	30	.5	.75	10	5.25	12.375	14.688	4	1.875
	36	.625	.875	12	6.125	14.625	17.5	4.75	2.25
	48	.75	1.25	16	8.25	19.5	23.25	6.25	3

WARNING SIGN COLORS:
(24" and 30" SIGNS ONLY)

SHA SYMBOL — BLACK
BACKGROUND — FLUORESCENT YELLOW
(RETROREFLECTIVE)

SHA REFERENCES
MdMUTCD SECTION - 2C.20

TTC SIGN COLORS:

SHA SYMBOL — BLACK
BACKGROUND — FLUORESCENT ORANGE (RETROREFLECTIVE)

SHA REFERENCES
MdMUTCD SECTION - 6F.46, 6F.50



SHA



W12-2

LOW CLEARANCE (ENGLISH)

SHA REFERENCES

MdMUTCD SECTION - 2C.22

LOW CLEARANCE (METRIC)

A	B	C	D	E	F	G	H	J	K	L	M	N
18	.375	.625	3.438	4	2.125	.5	1.5	1	1.5	.938	.625	.25
30	.5	.75	5.75	6.625	3.75	.75	2.5	1.688	1.875	1.563	1	.438
36	.625	.875	6.875	8	4.25	1	3	2	2.25	1.875	1.25	.5
48	.75	1.25	9.188	10.625	5.875	1.313	4	2.625	3	2.438	1.625	.625

C

P	Q	R	S
1.375	2	3	6 D
2.25	3.313	5	10 D
2.75	4	6	12 D
3.625	5.58	8	16 D

SHA

*FOR ARROWHEAD DIMENSIONS REFER TO ARROWS
 FOR GUIDE SIGNS DOWN-ARROW DETAIL IN
 APPENDIX-ARROW SECTION FROM FHWA'S STANDARD
 HIGHWAY SIGNS BOOK-APPENDIX SECTION

**Optically space numerals about center line.

WARNING SIGN COLORS:

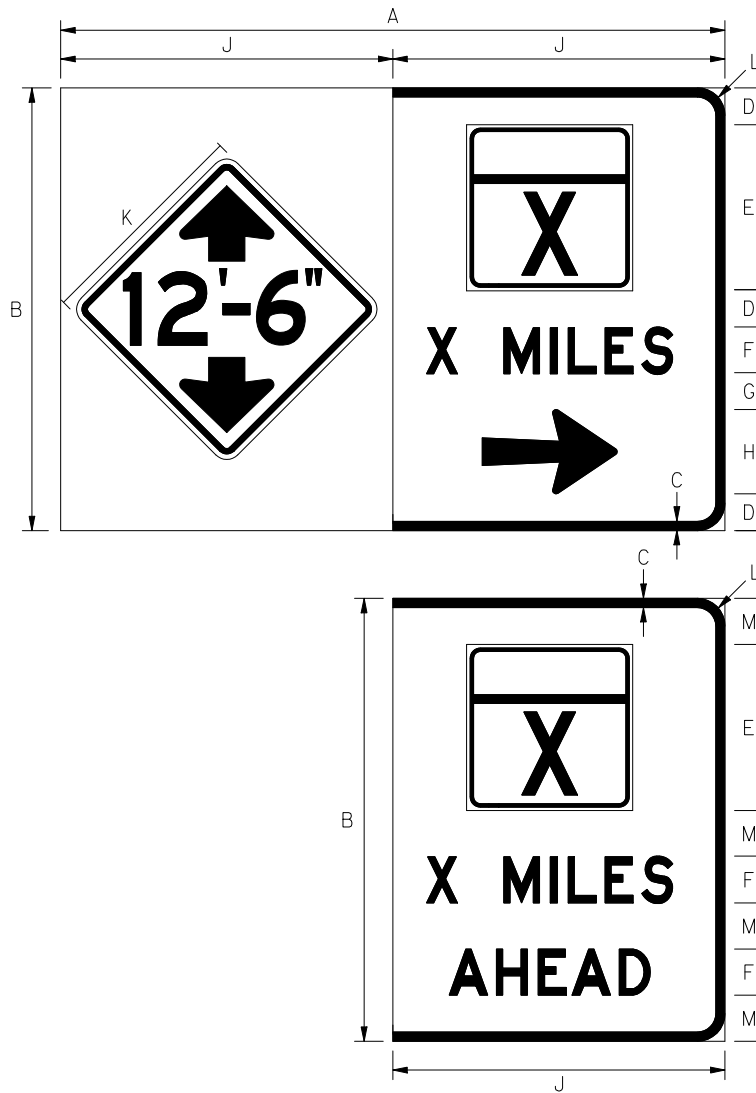
SYMBOL & LEGEND—BLACK

SHA BACKGROUND — FLUORESCENT YELLOW (RETROREFLECTIVE)

TTC SIGN COLORS:

SYMBOL & LEGEND—BLACK

SHA BACKGROUND — FLUORESCENT ORANGE (RETROREFLECTIVE)



NOTES:

1. REFER TO FEDERAL SIGN W12-2 FOR DIMENSIONS AND DETAILS.
2. FOR ROUTE SHIELD DIMENSIONS AND DETAILS REFER TO MI-1, MI-4, MI-4(I) AND MI-5(I).

SIGN SIZE	DIMENSIONS (INCHES)											
	A	B	C	D	E	F	G	H	J	K	L	M
STD	144	96	2	8	36	100	7-3/4	18-1/4	72	48	6	10

REFERENCES

MdMUTCD SECTION - 2C.22

COLORS

LEGEND

LEFT - BLACK
RIGHT - WHITE

BACKGROUND

LEFT - BLACK
RIGHT - GREEN

W12-2 SYMBOL - BLACK ON FLUORESCENT YELLOW

APPROVED Tom Hicks (signature on file)
DIRECTOR - OFFICE OF TRAFFIC AND SAFETY

Maryland Department of Transportation
STATE HIGHWAY ADMINISTRATION
MARYLAND STANDARD HIGHWAY SIGNS



APPROVAL • SHA REVISIONS	APPROVAL • FEDERAL HIGHWAY ADMINISTRATION
APPROVAL 03/02/2009	APPROVAL
REVISED	REVISED
REVISED	REVISED
REVISED	REVISED

LOW CLEARANCE X MILES (WIDE)

SIGN NUMBER

W12-2(1)



NOTES:

1. REFER TO FEDERAL SIGN W12-2 FOR DIMENSIONS AND DETAILS.
2. FOR ARROW DIMENSIONS REFER TO ARROWDET-1.

SIGN SIZE	DIMENSIONS (INCHES)										
	A	B	C	D	E	F	G	H	J	K	L
STD	48	96	3/4	1-1/4	5	6C	4	6-3/4	4-1/4	30	3

REFERENCES

MdMUTCD SECTION - 2C.22

COLORS

LEGEND

TOP - BLACK
 BOTTOM - BLACK

BACKGROUND

TOP - BLACK
 BOTTOM - WHITE

W12-2 SYMBOL - BLACK ON FLUORESCENT YELLOW

APPROVED Tom Hicks (signature on file)
 DIRECTOR - OFFICE OF TRAFFIC AND SAFETY

Maryland Department of Transportation
STATE HIGHWAY ADMINISTRATION
 MARYLAND STANDARD HIGHWAY SIGNS

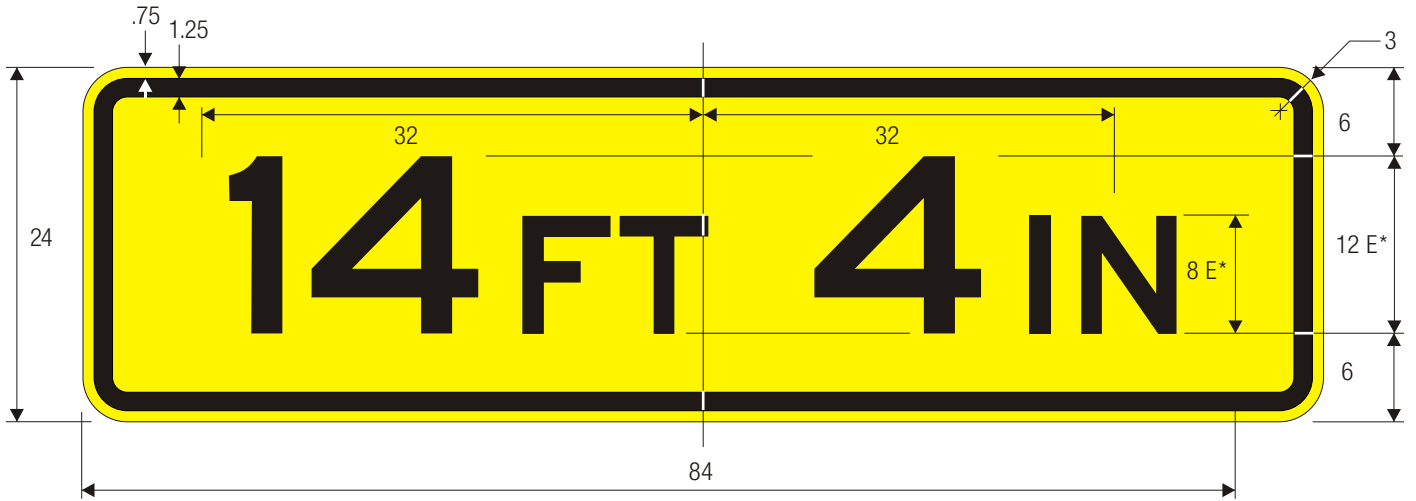
LOW CLEARANCE X MILES (TALL)



APPROVAL • SHA REVISIONS	APPROVAL • FEDERAL HIGHWAY ADMINISTRATION
APPROVAL 03/02/2009	APPROVAL
REVISED	REVISED
REVISED	REVISED
REVISED	REVISED

SIGN NUMBER


W12-2(2)



W12-2p

LOW CLEARANCE (ENGLISH)

~~SHA~~ REFERENCES
MdMUTCD SECTION - 2C.22



W12-2p metric

LOW CLEARANCE (METRIC)

*Series 2000 Standard Alphabets.

COLORS: LEGEND — BLACK
~~SHA~~ BACKGROUND — FLUORESCENT YELLOW (RETROREFLECTIVE)



W13-1

ADVISORY SPEED (ENGLISH)

*Series 2000 Standard Alphabets.

**Optically space numerals about vertical centerline.

	A	B	C	D	E	F	G	H	J
C	18	.375	.625	2.5	8 E	2	3 E	4.723	1.5
	24	.375	.625	3.625	10 E	2.75	4 E	6.284	1.5
	30	.5	.75	4.5	12 E	4	5 E	7.416	1.875

WARNING SIGN COLORS:

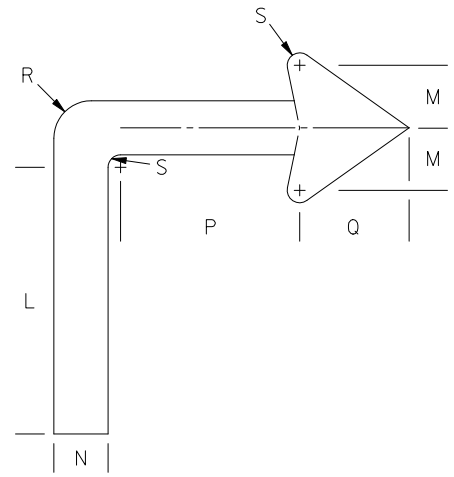
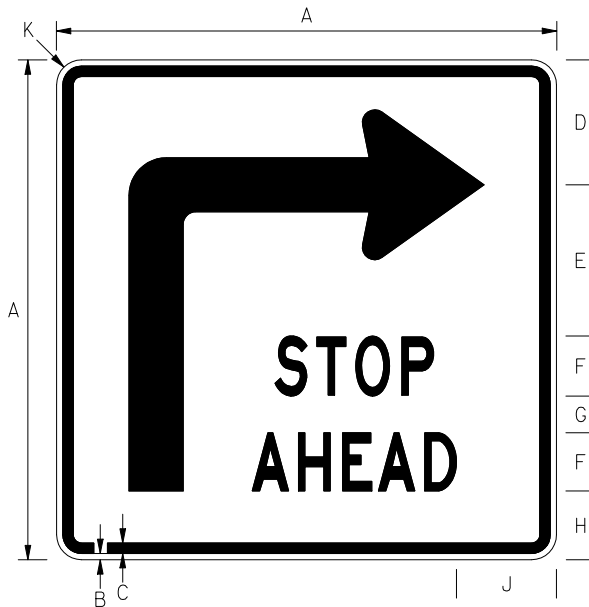
LEGEND — BLACK
SHA BACKGROUND — FLUORESCENT YELLOW (RETROREFLECTIVE)

TTC SIGN COLORS:

LEGEND — BLACK
SHA BACKGROUND — FLUORESCENT ORANGE (RETROREFLECTIVE)

SHA REFERENCES

MdMUTCD SECTION - 2C.06, 2C.10, 2C.11, 2C.15, 2C.24, 2C.25, 2C.37, 2C.46, 5C.10



SIGN SIZE	DIMENSIONS (INCHES)								
	A	B	C	D	E	F	G	H	J
MIN	48	3/4	1-1/4	12	14-1/4	6C	3-5/8	6-1/8	9
STD	60	3/4	1-1/4	15	18-1/4	7C	4-1/2	8-1/4	12
SPECIAL	84	1	1-1/4	21	25-3/16	10C	6-1/4	11-9/16	16

SIGN SIZE	DIMENSIONS (INCHES)							
	K	L	M	N	P	Q	R	S
MIN	3	26	6	5-1/4	17-1/2	10-5/8	3-5/8	1-1/4
STD	3	32	7-1/2	6-1/2	21-1/2	13-1/8	4-1/2	1-1/2
SPECIAL	3	44-3/4	10-5/8	9-1/8	30	18-1/2	6-1/4	2-1/8

REFERENCES

MdMUTCD SECTION - 2C.29

COLORS

LEGEND - BLACK

BACKGROUND - FLUORESCENT YELLOW

APPROVED Tom Hicks (signature on file)
DIRECTOR - OFFICE OF TRAFFIC AND SAFETY

Maryland Department of Transportation
STATE HIGHWAY ADMINISTRATION
MARYLAND STANDARD HIGHWAY SIGNS

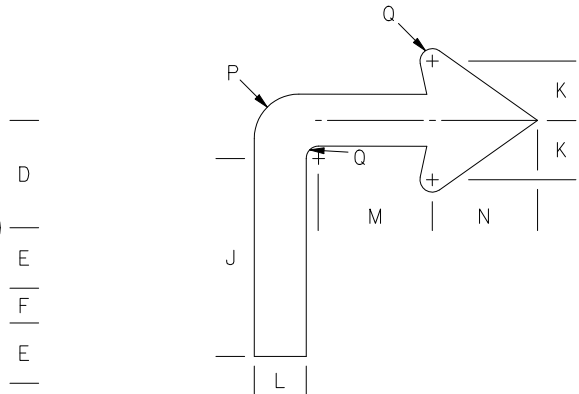

STOP AHEAD (ARROW - RIGHT)



APPROVAL • SHA REVISIONS	APPROVAL • FEDERAL HIGHWAY ADMINISTRATION
APPROVAL 03/02/2009	APPROVAL
REVISED	REVISED
REVISED	REVISED
REVISED	REVISED

SIGN NUMBER

W13-1(1)(L&R)



SIGN SIZE	DIMENSIONS (INCHES)							
	A	B	C	D	E	F	G	H
STD	48	3/4	1-1/4	10-7/8	6C	3-5/8	4	3
EXPWY/FWY	60	3/4	1-1/4	13	7C	4-1/2	4	3
OVERSIZED	84	1	1-1/4	18-1/4	10C	6-1/4	6	3

SIGN SIZE	DIMENSIONS (INCHES)						
	J	K	L	M	N	P	Q
STD	20	6	5-1/4	11-1/2	10-5/8	3-5/8	1-1/4
EXPWY	24-1/2	7-1/2	6-1/2	14	13-1/8	4-1/2	1-1/2
OVERSIZED	34-1/4	10-5/8	9-1/8	19-1/2	18-1/2	6-1/4	2-1/8

REFERENCES

MdMUTCD SECTION - 2C.29

COLORS

LEGEND - BLACK

BACKGROUND - FLUORESCENT YELLOW

APPROVED Tom Hicks (signature on file)
DIRECTOR - OFFICE OF TRAFFIC AND SAFETY

Maryland Department of Transportation
STATE HIGHWAY ADMINISTRATION
MARYLAND STANDARD HIGHWAY SIGNS

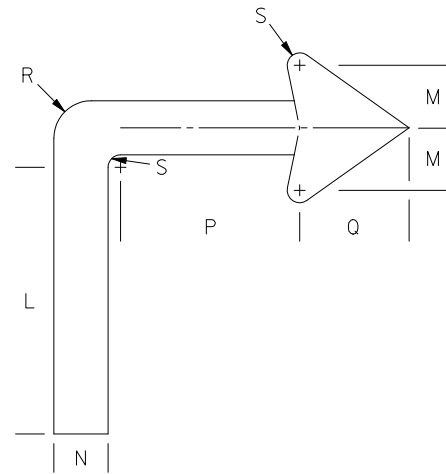

STOP AHEAD (ARROW - RIGHT)



APPROVAL • SHA REVISIONS	APPROVAL • FEDERAL HIGHWAY ADMINISTRATION
APPROVAL 03/02/2009	APPROVAL
REVISED	REVISED
REVISED	REVISED
REVISED	REVISED

SIGN NUMBER

W13-1(2)(L&R)



SIGN SIZE	DIMENSIONS (INCHES)								
	A	B	C	D	E	F	G	H	J
MIN	48	3/4	1-1/4	12	14-1/4	6C	3-5/8	6-1/8	9
STD	60	3/4	1-1/4	15	18-1/4	7C	4-1/2	8-1/4	12
SPECIAL	84	1	1-1/4	21	25-3/16	10C	6-1/4	11-9/16	16

SIGN SIZE	DIMENSIONS (INCHES)							
	K	L	M	N	P	Q	R	S
MIN	3	26	6	5-1/4	17-1/2	10-5/8	3-5/8	1-1/4
STD	3	32	7-1/2	6-1/2	21-1/2	13-1/8	4-1/2	1-1/2
SPECIAL	3	44-3/4	10-5/8	9-1/8	30	18-1/2	6-1/4	2-1/8

REFERENCES

MdMUTCD SECTION - 2C.29

COLORS

LEGEND - BLACK

BACKGROUND - FLUORESCENT YELLOW

APPROVED Tom Hicks (signature on file)
DIRECTOR - OFFICE OF TRAFFIC AND SAFETY

Maryland Department of Transportation
STATE HIGHWAY ADMINISTRATION
MARYLAND STANDARD HIGHWAY SIGNS

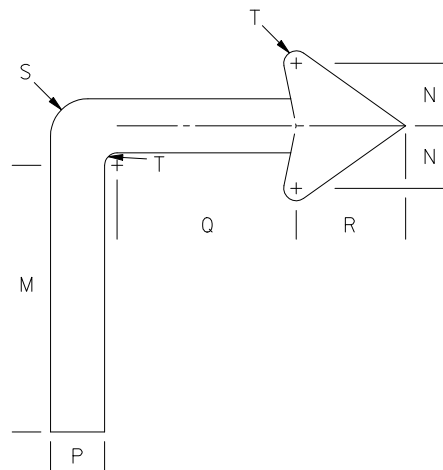
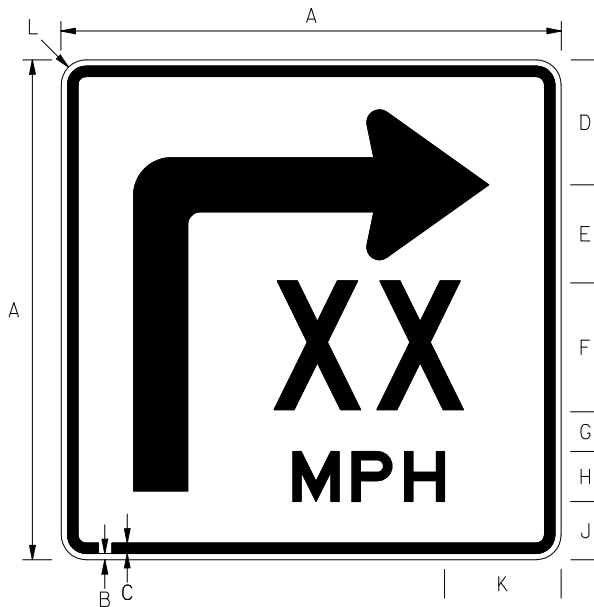
SIGNAL AHEAD (ARROW - RIGHT)



APPROVAL • SHA REVISIONS	APPROVAL • FEDERAL HIGHWAY ADMINISTRATION
APPROVAL 03/02/2009	APPROVAL
REVISED	REVISED
REVISED	REVISED
REVISED	REVISED

SIGN NUMBER

W13-1(3)(L&R)



SIGN SIZE	DIMENSIONS (INCHES)								
	A	B	C	D	E	F	G	H	J
MIN	48	3/4	1-1/4	12	10	12D	3-1/2	5E	5-1/2
STD	60	3/4	1-1/4	15	12	15D	5	6E	7
SPECIAL	84	1	1-1/4	21	18	20D	6	8E	11

SIGN SIZE	DIMENSIONS (INCHES)								
	K	L	M	N	P	Q	R	S	T
MIN	10	3	26	6	5-1/4	17-1/2	10-5/8	3-5/8	1-1/4
STD	14	3	32	7-1/2	6-1/2	21-1/2	13-1/8	4-1/2	1-1/2
SPECIAL	20	3	44-3/4	10-5/8	9-1/8	30	18-1/2	6-1/4	2-1/8

REFERENCES

MdMUTCD SECTION - 2C.06, 2C.07

COLORS

LEGEND - BLACK
BACKGROUND - FLUORESCENT YELLOW

APPROVED Tom Hicks (signature on file)
DIRECTOR - OFFICE OF TRAFFIC AND SAFETY

Maryland Department of Transportation
STATE HIGHWAY ADMINISTRATION
MARYLAND STANDARD HIGHWAY SIGNS

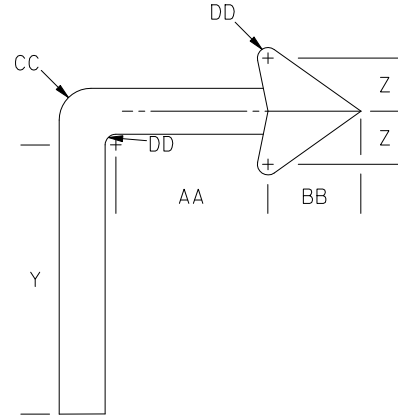
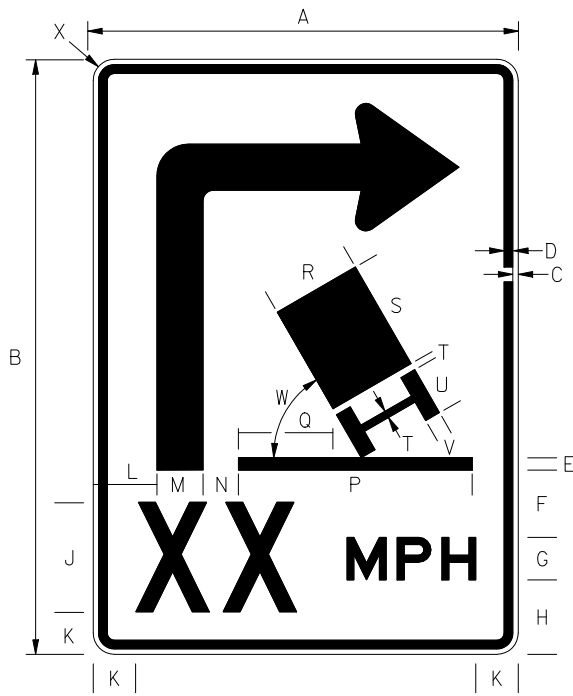


APPROVAL • SHA REVISIONS	APPROVAL • FEDERAL HIGHWAY ADMINISTRATION
APPROVAL 03/02/2009	APPROVAL
REVISED	REVISED
REVISED	REVISED
REVISED	REVISED

XX MPH (ARROW - RIGHT)

SIGN NUMBER

W13-1(4)(L&R)



SIGN SIZE	DIMENSIONS (INCHES)								
	A	B	C	D	E	F	G	H	J
STD	60	84	3/4	1-1/4	1-3/4	9-1/2	6E	10-1/2	15D

SIGN SIZE	DIMENSIONS (INCHES)								
	K	L	M	N	P	Q	R	S	T
STD	6	9	6-1/2	5	33	13-1/3	12-3/4	15-3/4	1

SIGN SIZE	DIMENSIONS (INCHES)									
	U	V	W	X	Y	Z	AA	BB	CC	DD
STD	7	2-1/4	60°	3	38	7-1/2	21-1/2	13-1/8	4-1/2	1-1/2

REFERENCES

MdMUTCD SECTION - 2C.07, 2C.11

COLORS

LEGEND - BLACK
BACKGROUND - FLUORESCENT YELLOW

APPROVED Tom Hicks (signature on file)
DIRECTOR - OFFICE OF TRAFFIC AND SAFETY

Maryland Department of Transportation
STATE HIGHWAY ADMINISTRATION
MARYLAND STANDARD HIGHWAY SIGNS

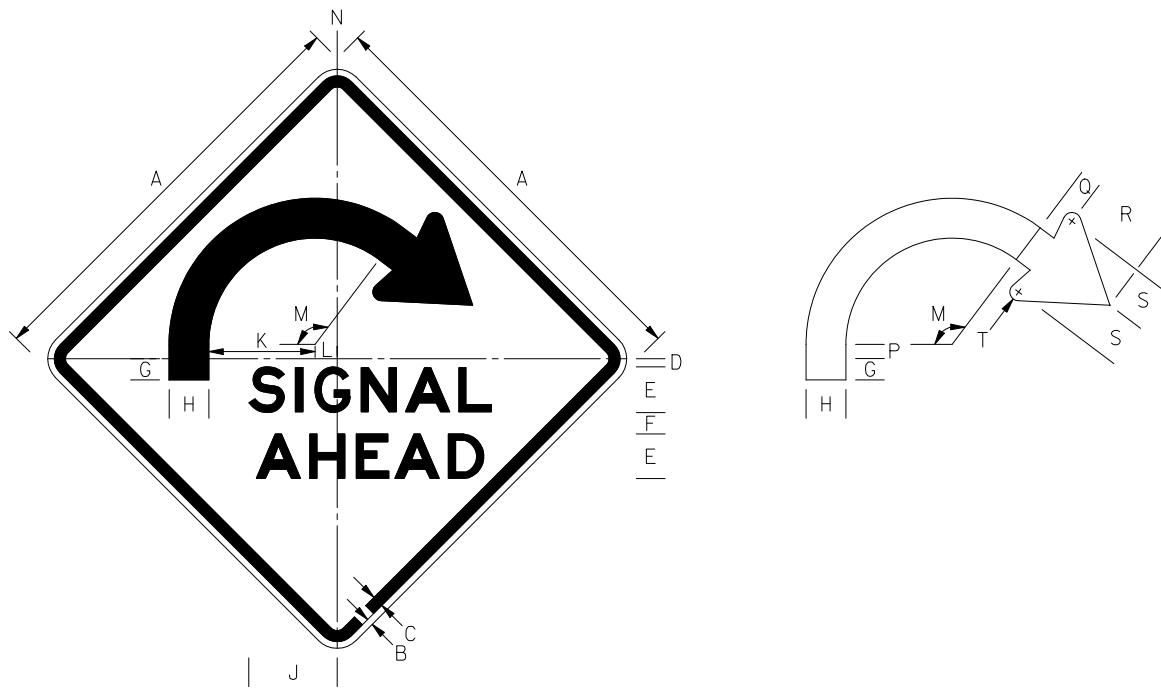


APPROVAL • SHA REVISIONS	APPROVAL • FEDERAL HIGHWAY ADMINISTRATION
APPROVAL 03/02/2009	APPROVAL
REVISED	REVISED
REVISED	REVISED
REVISED	REVISED

XX MPH (ARROW-RIGHT)

SIGN NUMBER

W13-1(5)(L&R)



SIGN SIZE	DIMENSIONS (INCHES)								
	A	B	C	D	E	F	G	H	J
STD	48	3/4	1-1/4	1	5E	2-1/2	2-3/8	4-1/2	10
SPECIAL I	60	3/4	1-1/4	1	6E	3	3	5-5/8	12
SPECIAL II	72	1	1-1/4	2	8D	4	3	6-3/4	14

SIGN SIZE	DIMENSIONS (INCHES)								
	K	L	M	N	P	Q	R	S	T
STD	12	2-1/2	127°	3	1-5/8	2-7/16	9-1/8	5	1
SPECIAL I	15-5/8	3-1/8	127°	3	2	2-7/8	11-7/16	6-3/8	1-1/4
SPECIAL II	18-3/4	4-35/64	127°	3	3	2-1/2	13-13/16	7-3/4	1-1/2

REFERENCES

MdMUTCD SECTION - 2C.29

COLORS

LEGEND - BLACK

BACKGROUND - FLUORESCENT YELLOW

APPROVED Tom Hicks (signature on file)
DIRECTOR - OFFICE OF TRAFFIC AND SAFETY

Maryland Department of Transportation
STATE HIGHWAY ADMINISTRATION
MARYLAND STANDARD HIGHWAY SIGNS

CURVE WARNING - SIGNAL AHEAD



APPROVAL • SHA REVISIONS	APPROVAL • FEDERAL HIGHWAY ADMINISTRATION
APPROVAL 03/02/2009	APPROVAL
REVISED	REVISED
REVISED	REVISED
REVISED	REVISED

SIGN NUMBER

W13-1(6)(L&R)



W13-2

ADVISORY SPEED (ENGLISH)

*Optically space numerals about centerline.
 **Increase spacing to 100%.

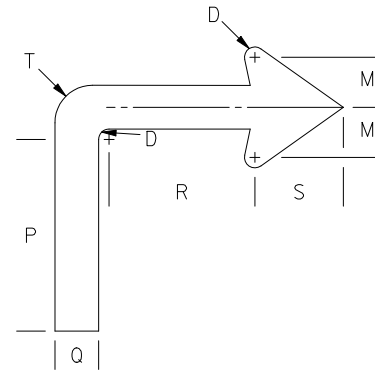
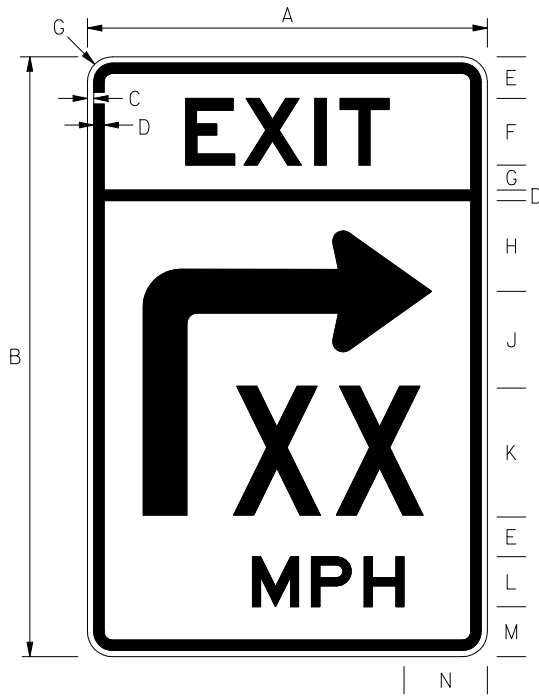
C

A	B	C	D	E	F	G	H	J	K	L	M
24	30	.375	.625	3.5	4 E	2.5	2.875	8 E	3 E	3	6.125
36	48	.625	.875	6	6 E	4	5.125	12 E	4 E	6	9.25
48	60	.75	1.25	7	8 E	5	5.75	16 E	6 E	6	12.25

N	P	Q
6.375	5.313	1.5
9.5	7.063	2.25
12.75	10.625	3

COLORS: LEGEND — BLACK
 SHA BACKGROUND — FLUORESCENT YELLOW (RETROREFLECTIVE)

SHA REFERENCES
 MdMUTCD SECTION - 2C.36



SIGN SIZE	DIMENSIONS (INCHES)								
	A	B	C	D	E	F	G	H	J
STD	48	72	3/4	1-1/4	5	8E	3	10.90	11.85

SIGN SIZE	DIMENSIONS (INCHES)								
	K	L	M	N	P	Q	R	S	T
STD	15D	6E	6	10	23	5-1/4	17-1/2	10-5/8	3-5/8

REFERENCES

MdMUTCD SECTION - 2C.36

COLORS

LEGEND - BLACK

BACKGROUND - FLUORESCENT YELLOW

APPROVED Tom Hicks (signature on file)
DIRECTOR - OFFICE OF TRAFFIC AND SAFETY

Maryland Department of Transportation
STATE HIGHWAY ADMINISTRATION
MARYLAND STANDARD HIGHWAY SIGNS

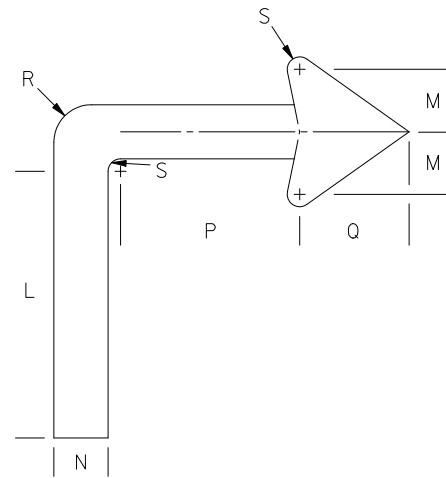
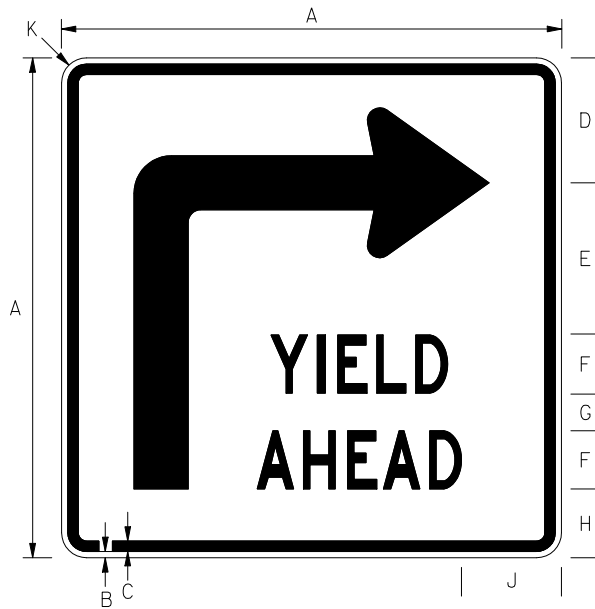


APPROVAL • SHA REVISIONS	APPROVAL • FEDERAL HIGHWAY ADMINISTRATION
APPROVAL 03/02/2009	APPROVAL
REVISED	REVISED
REVISED	REVISED
REVISED	REVISED

EXIT SPEED ADVISORY - ___ M.P.H. RIGHT TURN

SIGN NUMBER

W13-2(1)(L&R)



SIGN SIZE	DIMENSIONS (INCHES)								
	A	B	C	D	E	F	G	H	J
MIN	48	3/4	1-1/4	12	14-1/4	6C	3-5/8	6-1/8	9
STD	60	3/4	1-1/4	15	18-1/4	7C	4-1/2	8-1/4	12
SPECIAL	84	1	1-1/4	21	25-3/16	10C	6-1/4	11-9/16	16

SIGN SIZE	DIMENSIONS (INCHES)							
	K	L	M	N	P	Q	R	S
MIN	3	26	6	5-1/4	17-1/2	10-5/8	3-5/8	1-1/4
STD	3	32	7-1/2	6-1/2	21-1/2	13-1/8	4-1/2	1-1/2
SPECIAL	3	44-3/4	10-5/8	9-1/8	30	18-1/2	6-1/4	2-1/8

REFERENCES

MdMUTCD SECTION - 2C.29, 2C.36

COLORS

LEGEND - BLACK
BACKGROUND - FLUORESCENT YELLOW

APPROVED Tom Hicks (signature on file)
DIRECTOR - OFFICE OF TRAFFIC AND SAFETY

Maryland Department of Transportation
STATE HIGHWAY ADMINISTRATION
MARYLAND STANDARD HIGHWAY SIGNS

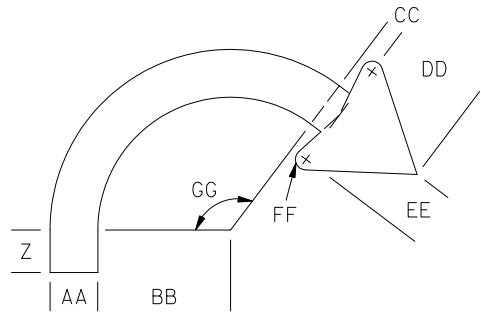
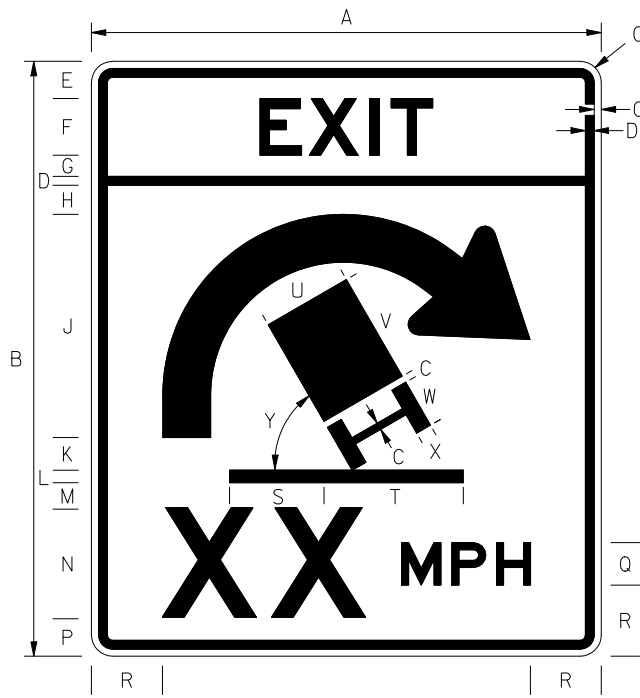
YIELD AHEAD (ARROW - RIGHT)



APPROVAL • SHA REVISIONS	APPROVAL • FEDERAL HIGHWAY ADMINISTRATION
APPROVAL 03/02/2009	APPROVAL
REVISED	REVISED
REVISED	REVISED
REVISED	REVISED

SIGN NUMBER

W13-2(2)(L&R)



SIGN SIZE	DIMENSIONS (INCHES)									
	A	B	C	D	E	F	G	H	J	K
STD	72	84	1	1-1/4	5-1/4	8E	3	4-1/8	31-1/2	4-5/8

SIGN SIZE	DIMENSIONS (INCHES)									
	L	M	N	P	Q	R	S	T	U	V
STD	1-3/4	4	15E	5-1/2	6E	10	13.33	19.67	12-3/4	15-3/4

SIGN SIZE	DIMENSIONS (INCHES)										
	W	X	Y	Z	AA	BB	CC	DD	EE	FF	GG
STD	7	2-1/4	60°	6	6-3/4	18-3/4	2-1/2	13-13/16	7-3/4	1-1/2	127°

REFERENCES

MdMUTCD SECTION - 2C.11, 2C.36

COLORS

LEGEND - BLACK

BACKGROUND - FLUORESCENT YELLOW

APPROVED Tom Hicks (signature on file)
DIRECTOR - OFFICE OF TRAFFIC AND SAFETY

**Maryland Department of Transportation
STATE HIGHWAY ADMINISTRATION**

MARYLAND STANDARD HIGHWAY SIGNS

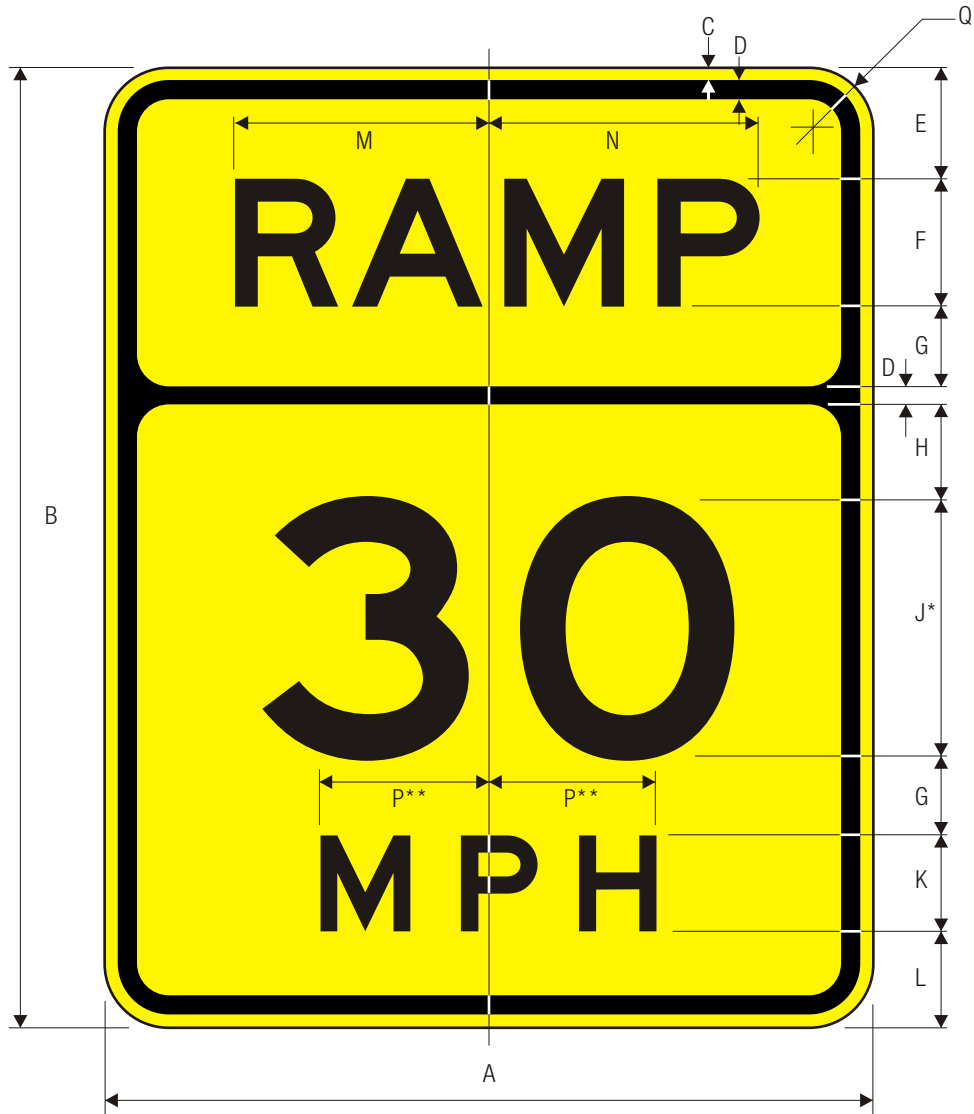
**EXIT (TRUCK) SPEED ADVISORY
XX M.P.H. RIGHT TURN**



APPROVAL • SHA REVISIONS	APPROVAL • FEDERAL HIGHWAY ADMINISTRATION
APPROVAL 03/02/2009	APPROVAL
REVISED	REVISED
REVISED	REVISED
REVISED	REVISED

SIGN NUMBER

W13-2(3)(L&R)



W13-3

ADVISORY RAMP SPEED

*Optically space numerals about centerline.
 **Increase spacing 100%.

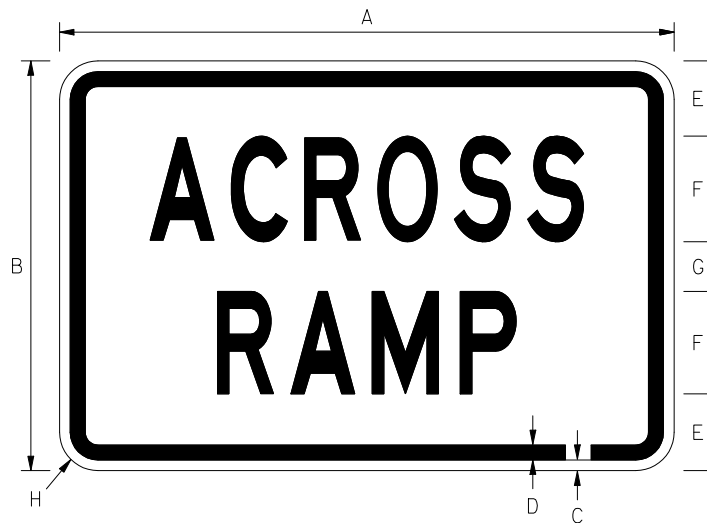
C

A	B	C	D	E	F	G	H	J	K	L	M
24	30	.375	.625	3.5	4 E	2.5	2.875	8 E	3 E	3	8.25
36	48	.625	.875	6	6 E	4	5.125	12 E	4 E	6	12.375
48	60	.75	1.25	7	8 E	5	5.75	16 E	6 E	6	16.5

N	P	Q
8.5	5.313	1.5
12.75	7.063	2.25
17	10.625	3

COLORS: LEGEND — BLACK
 BACKGROUND — FLUORESCENT YELLOW (RETROREFLECTIVE)

 REFERENCES
 MdMUTCD SECTION - 2C.36



SIGN SIZE	DIMENSIONS (INCHES)							
	A	B	C	D	E	F	G	H
STD	36	24	5/8	7/8	4-1/2	6C	3	2-1/4
SPECIAL	48	30	3/4	1-1/4	5	8C	4	3

REFERENCES

MdMUTCD SECTION - 2C.43

COLORS

FOR USE AS WARNING SIGNS

LEGEND - BLACK
BACKGROUND - FLUORESCENT YELLOW

FOR USE AS SCHOOL SIGNS

LEGEND - BLACK
BACKGROUND - FLUORESCENT YELLOW-GREEN

FOR USE AS WORK AREA SIGNS

LEGEND - BLACK
BACKGROUND - FLUORESCENT ORANGE

APPROVED Tom Hicks (signature on file)
DIRECTOR - OFFICE OF TRAFFIC AND SAFETY

Maryland Department of Transportation
STATE HIGHWAY ADMINISTRATION
MARYLAND STANDARD HIGHWAY SIGNS

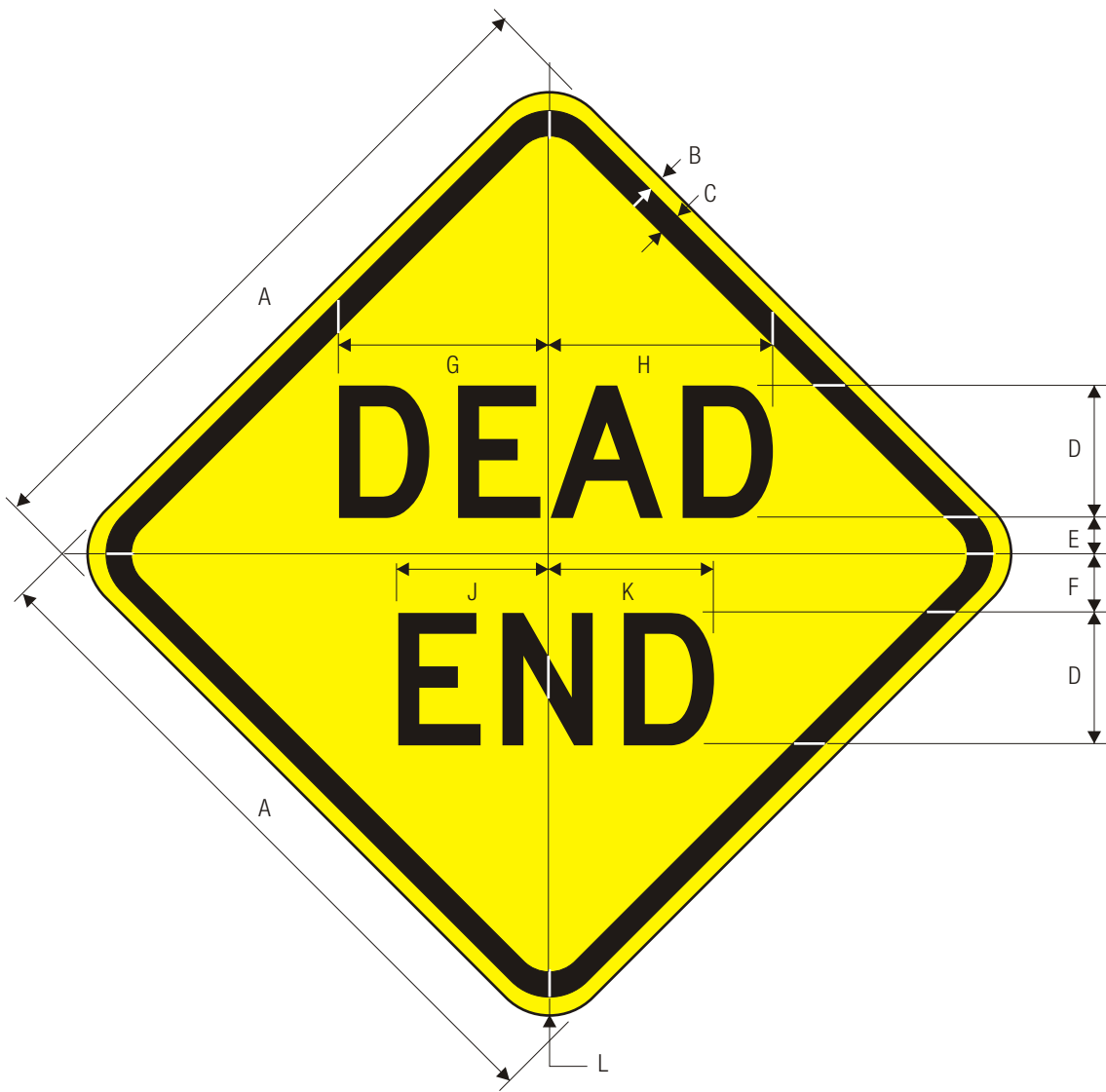


APPROVAL • SHA REVISIONS	APPROVAL • FEDERAL HIGHWAY ADMINISTRATION
APPROVAL 03/02/2009	APPROVAL
REVISED	REVISED
REVISED	REVISED
REVISED	REVISED

ACROSS RAMP

SIGN NUMBER

W13-4(1)

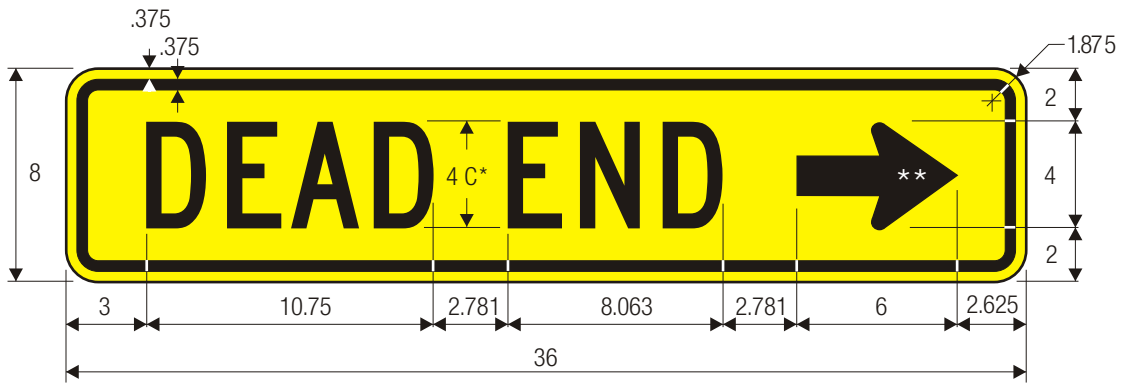


W14-1
DEAD END

	A	B	C	D	E	F	G	H	J	K	L
C	24	.375	.625	5 D	1	2	8.25	8.563	5.625	6.25	1.5
	30	.5	.75	6 D	1.5	2.5	9.75	10.25	6.75	7.5	1.875
	36	.625	.875	7 D	2	3	11.375	11.938	7.875	8.75	2.25

COLORS: LEGEND — BLACK
 SHA BACKGROUND — FLUORESCENT YELLOW (RETROREFLECTIVE)

SHA REFERENCES
 MdMUTCD SECTION - 2C.21, 5C.11



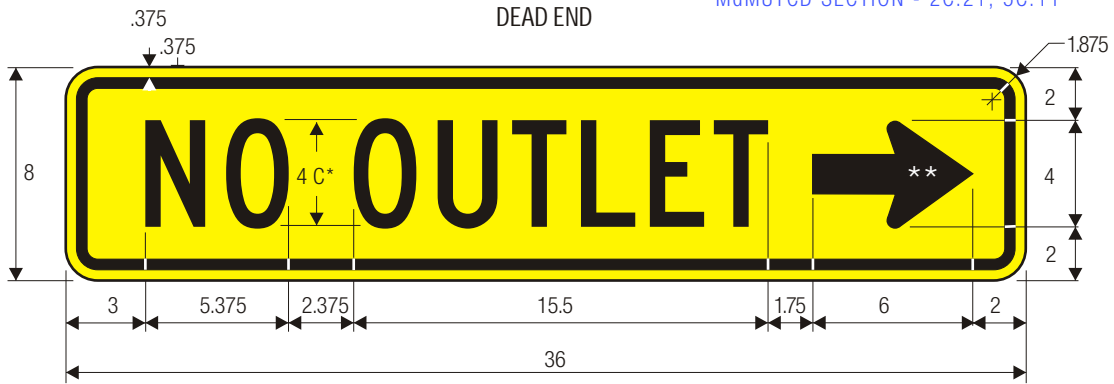
W14-1aR
DEAD END

SHA REFERENCES
MdMUTCD SECTION - 2C.21, 5C.11



W14-1aL
DEAD END

SHA REFERENCES
MdMUTCD SECTION - 2C.21, 5C.11



W14-2aR
NO OUTLET

SHA REFERENCES
MdMUTCD SECTION - 2C.21, 5C.11



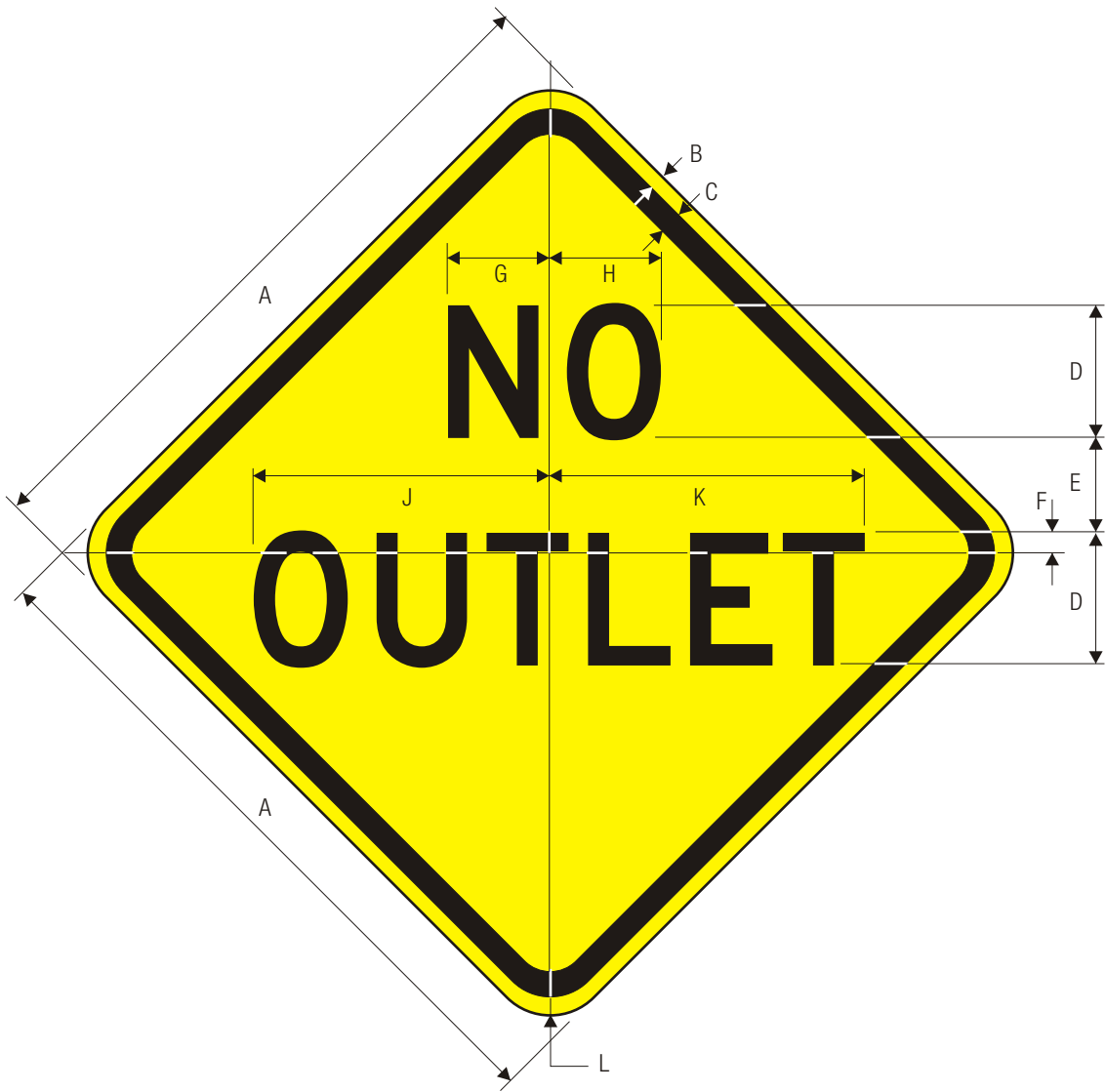
W14-2aL
NO OUTLET

SHA REFERENCES
MdMUTCD SECTION - 2C.21, 5C.11

*Series 2000 Standard Alphabets.

SHA ** FOR ARROWHEAD DIMENSIONS REFER TO STANDARD ARROW
DETAILS IN APPENDIX-ARROWS SECTION FROM FHWA'S
STANDARD HIGHWAY SIGNS BOOK-APPENDIX SECTION.

COLORS: LEGEND — BLACK
SHA BACKGROUND — FLUORESCENT YELLOW (RETROREFLECTIVE)



W14-2
NO OUTLET

	A	B	C	D	E	F	G	H	J	K	L
	24	.375	.625	5 D	3	.75	4.125	4.5	11.625	12.063	1.5
C	30	.5	.75	6 D	4	.938	5	5.375	13.938	14.5	1.875
	36	.625	.875	7 D	5	1.125	5.875	6.25	16.25	16.938	2.25



W14-3

NO PASSING ZONE

*Reduce spacing 20% for 48" size.
 **Reduce spacing 35% for 48" size.
 ***Use Series 2000 Alphabets for 36" size.

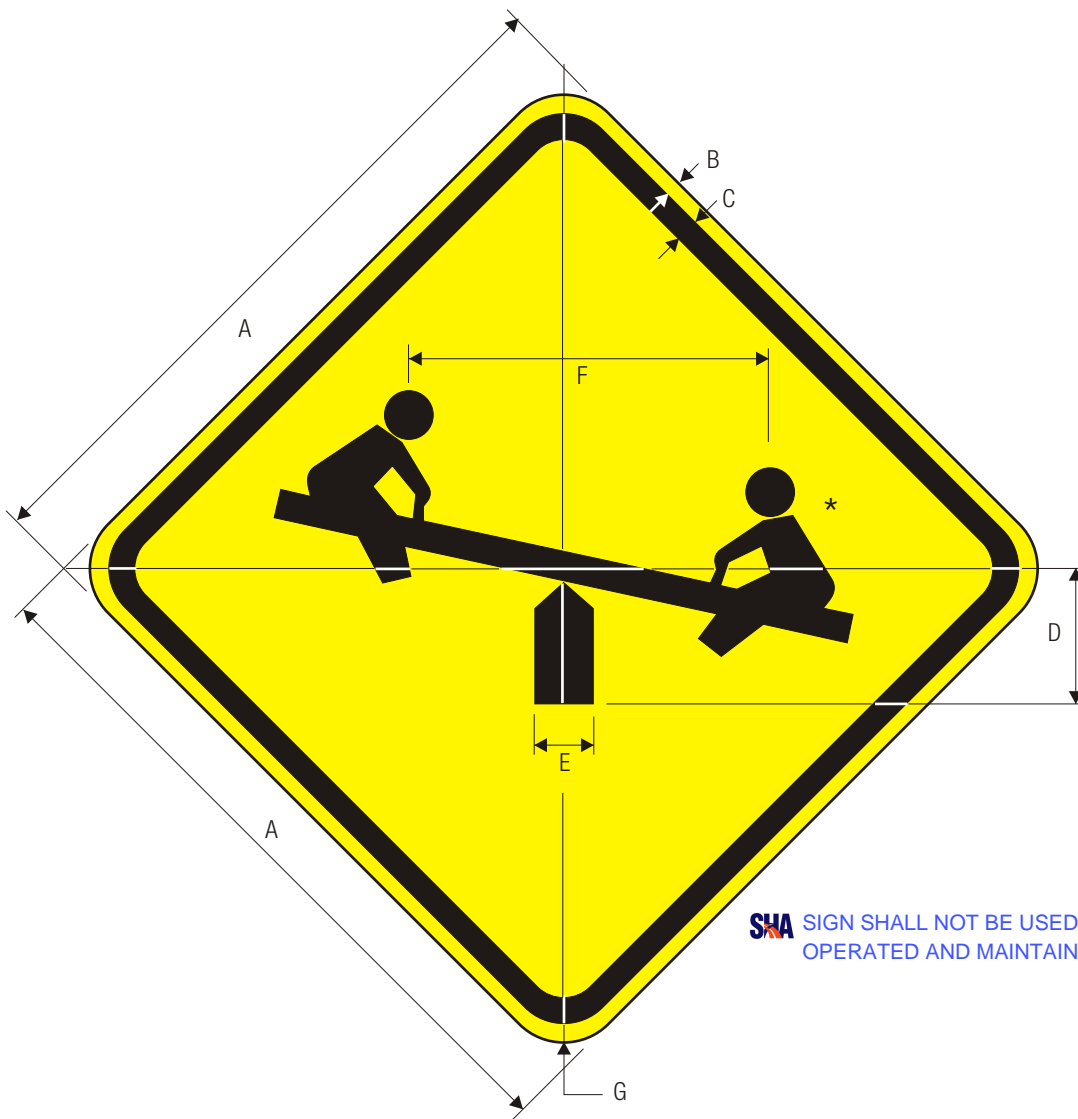
A	B	C	D	E	F	G	H	J	K	L	M	N
36	24	.5	.75	5.75	3 D	3 C	1.75	2.375	1.875	4	15.75	8.313
40	30	.5	.75	7.25	4 D	4 C	1.75	2.5	1.875	6.5	22.563	11.063
48	36	.625	.875	8.5	5 D	5 C	2	3	2.25	8	268.13	12.75
64	48	.75	1.25	12	6 D	6 C	3	4	3	10.75	33.688	16.563

WARNING SIGN COLORS:

LEGEND — BLACK
 SHA BACKGROUND — FLUORESCENT YELLOW (RETROREFLECTIVE)

TTC SIGN COLORS:

LEGEND — BLACK
 SHA BACKGROUND — FLUORESCENT ORANGE (RETROREFLECTIVE)



SHA SIGN SHALL NOT BE USED ALONG STATE OWNED, OPERATED AND MAINTAINED ROADWAYS.

W15-1

PLAYGROUND

SHA *FOR SYMBOL DESIGN REFER TO THE APPENDIX-GRID SECTION FROM FHWA'S STANDARD HIGHWAY SIGNS BOOK -APPENDIX SECTION

**Option.

	A	B	C	D	E	F	G
	18	.375	.625	3.5	1.5	9.312	1.5
	24	.375	.625	4.6	2	12.4	1.5
C	30	.5	.75	5.75	2.5	15.5	1.875
	36	.625	.875	7	3	18.625	2.25


COLORS: SYMBOL — BLACK
 BACKGROUND — YELLOW (RETROREFLECTIVE)
 — FLOURESCENT YELLOW GREEN (RETROREFLECTIVE)



W16-1

Note: For use with Warning Signs for slower forms of transportation such as the Bicycle, Golf Cart, Farm Machinery, Horse Drawn Vehicle and ATV Warning Signs.

	A	B	C	D	E	F	G	H	J	K	L
C	18	24	.375	.625	3.5	4 C	2.5	6.865	3.862	5.505	1.5
	24	30	.375	.625	4.25	5 C	3.25	8.586	4.823	6.885	1.5



NOTE: FOR SYMBOL DESIGN REFER TO THE APPENDIX-GRID SECTION FROM FHWA'S STANDARD HIGHWAY SIGNS BOOK-APPENDIX SECTION.

SIGN SIZE	DIMENSIONS (INCHES)									
	A	B	C	D	E	F	G	H	J	K
STD	36	5/8	7/8	12	2	3C	1	3	5C	2-1/4

REFERENCES

MdMUTCD SECTION - 2C.51

COLORS

LEGEND - BLACK

BACKGROUND - FLUORESCENT YELLOW

APPROVED Tom Hicks (signature on file)
DIRECTOR - OFFICE OF TRAFFIC AND SAFETY

Maryland Department of Transportation
STATE HIGHWAY ADMINISTRATION

MARYLAND STANDARD HIGHWAY SIGNS

BICYCLE ON SHOULDER



APPROVAL • SHA REVISIONS	APPROVAL • FEDERAL HIGHWAY ADMINISTRATION
APPROVAL 03/02/2009	APPROVAL
REVISED	REVISED
REVISED	REVISED
REVISED	REVISED

SIGN NUMBER

W16-1(1)



NOTE: FOR SYMBOL DESIGN REFER TO THE APPENDIX-GRID SECTION FROM FHWA'S STANDARD HIGHWAY SIGNS BOOK-APPENDIX SECTION.

SIGN SIZE	DIMENSIONS (INCHES)										
	A	B	C	D	E	F	G	H	J	K	L
MIN	36	5/8	7/8	2	4D	10	5D	3	5C	1-1/2	2-1/4

REFERENCES

MdMUTCD SECTION - 2C.5I, 9B.18

COLORS


LEGEND - BLACK
BACKGROUND - FLUORESCENT YELLOW

APPROVED Tom Hicks (signature on file)
DIRECTOR - OFFICE OF TRAFFIC AND SAFETY

	APPROVAL • SHA REVISIONS	APPROVAL • FEDERAL HIGHWAY ADMINISTRATION
	APPROVAL 01/20/2012	APPROVAL
	REVISED	REVISED
	REVISED	REVISED

Maryland Department of Transportation
STATE HIGHWAY ADMINISTRATION
MARYLAND STANDARD HIGHWAY SIGNS
BICYCLE MAY BE IN ROADWAY

SIGN NUMBER **W16-1(2)**



NOTE: FOR SYMBOL DESIGN REFER TO THE APPENDIX-GRID SECTION FROM FHWA'S STANDARD HIGHWAY SIGNS BOOK-APPENDIX SECTION.

SIGN SIZE	DIMENSIONS (INCHES)											
	A	B	C	D	E	F	G	H	J	K	L	M
MIN	36	5/8	7/8	5D	1-1/2	10	2-1/2	4D	3-1/2	5C	3	2-1/4

REFERENCES

MdMUTCD SECTION - 2C.49, 9B.18

COLORS

LEGEND - BLACK
BACKGROUND - FLUORESCENT YELLOW

APPROVED Tom Hicks (signature on file)
DIRECTOR - OFFICE OF TRAFFIC AND SAFETY

Maryland Department of Transportation
STATE HIGHWAY ADMINISTRATION
MARYLAND STANDARD HIGHWAY SIGNS

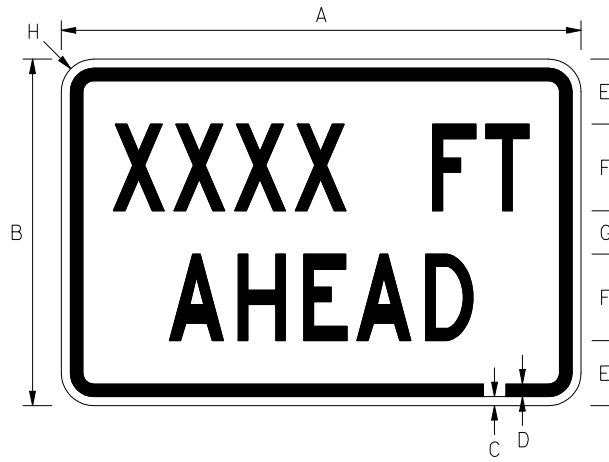


APPROVAL • SHA REVISIONS	APPROVAL • FEDERAL HIGHWAY ADMINISTRATION
APPROVAL 05/30/2012	APPROVAL
REVISED	REVISED
REVISED	REVISED
REVISED	REVISED

BICYCLE MAY USE FULL LANE

SIGN NUMBER

W16-1(3)



ALTERNATE MESSAGE

XX
MILES

ALTERNATE MESSAGE

BEYOND
SIGNAL

SIGN SIZE	DIMENSIONS (INCHES)							
	A	B	C	D	E	F	G	H
MIN	30	18	1/2	3/4	2-1/2	5C	3	1-1/2
STD	36	24	5/8	7/8	4-1/2	6C	3	2-1/4
SPECIAL	48	36	3/4	1-1/4	7	8C	6	3

REFERENCES

MdMUTCD SECTION - 2C.45

COLORS

LEGEND - BLACK

BACKGROUND - FLUORESCENT YELLOW

APPROVED Tom Hicks (signature on file)
DIRECTOR - OFFICE OF TRAFFIC AND SAFETY

Maryland Department of Transportation
STATE HIGHWAY ADMINISTRATION
MARYLAND STANDARD HIGHWAY SIGNS

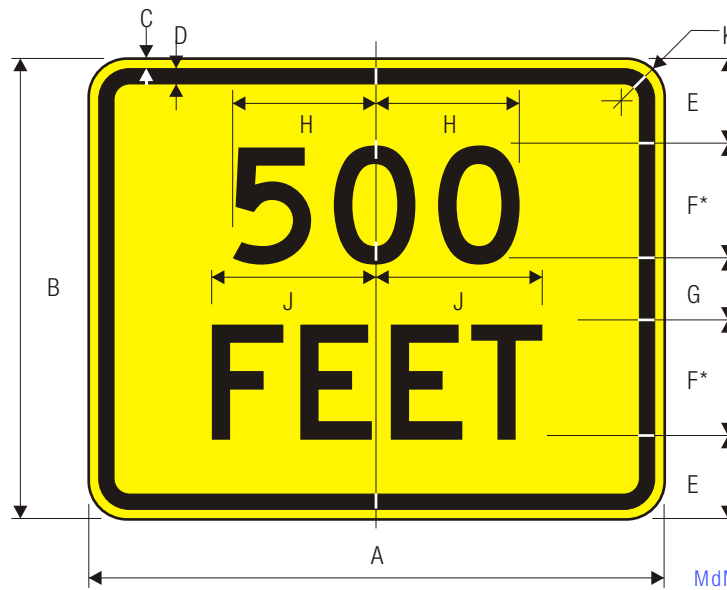


APPROVAL • SHA REVISIONS	APPROVAL • FEDERAL HIGHWAY ADMINISTRATION
APPROVAL 03/02/2009	APPROVAL
REVISED	REVISED
REVISED	REVISED
REVISED	REVISED

OPTION SIGN

SIGN NUMBER

W16-2(1)



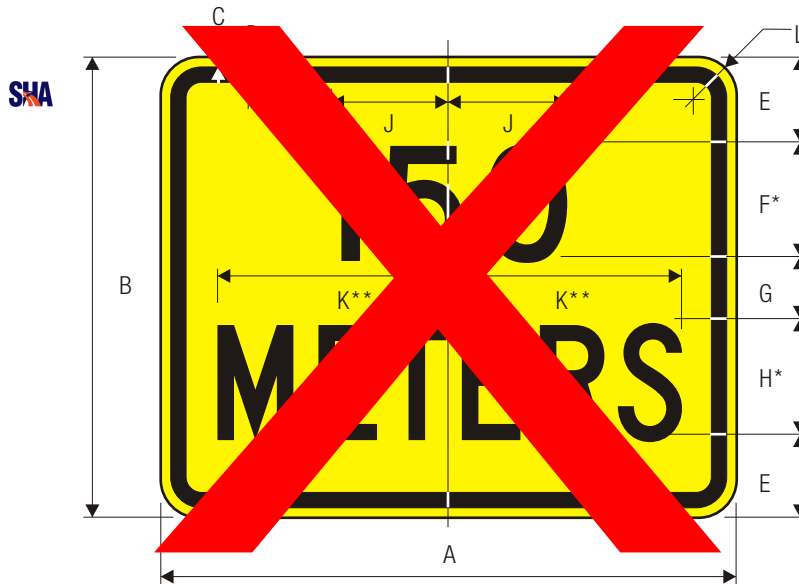
SHA REFERENCES
MdMUTCD SECTION - 2C.45, 6F.29, 7B.07, 7B.08

W16-2

500 FEET (2 LINE) (ENGLISH)

C

A	B	C	D	E	F	G	H	J	K
18	12	.375	.625	2	3 D	2	VAR	4.303	1.5
24	18	.375	.625	3	5 D	2	VAR	7.185	1.5
30	24	.375	.625	4.375	6 D	3.25	VAR	8.606	1.875



W16-2

150 METERS (2 LINE) (METRIC)

*Series 2000 Standard Alphabets.
**Reduce spacing to fit on 24" size.

C

A	B	C	D	E	F	G	H	J	K	L
18	12	.375	.625	2	3 D	2	3 C	VAR	6.049	1.5
24	18	.375	.625	3	5 D	2	5 C	VAR	9.627	1.5
30	24	.375	.625	4.375	6 D	3.25	6 C	VAR	12.109	1.875

WARNING SIGN COLORS:

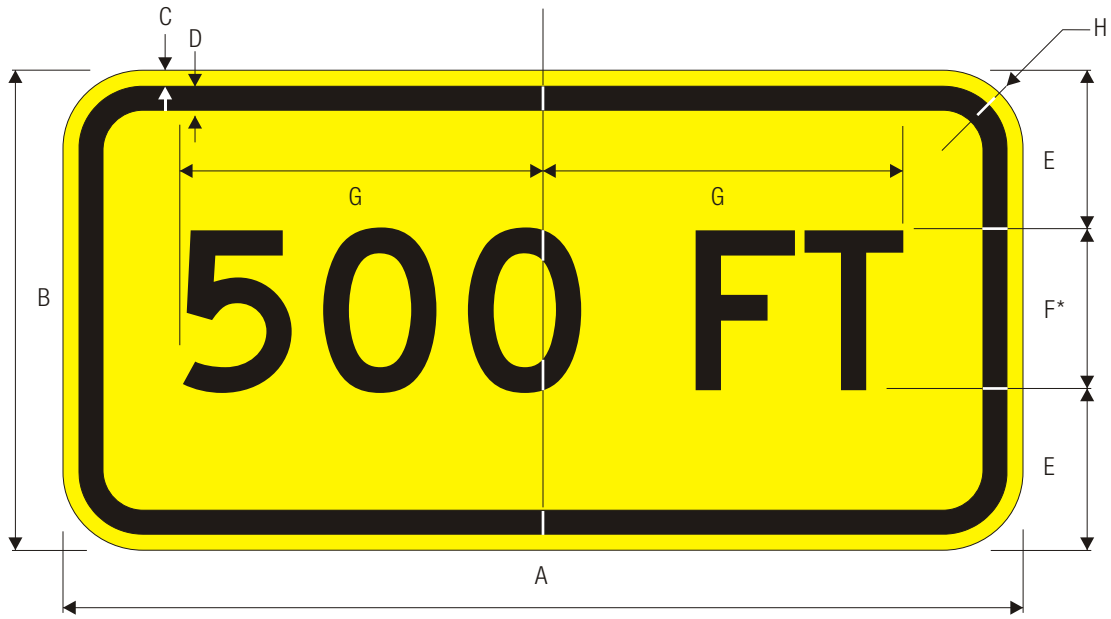
LEGEND — BLACK

SHA BACKGROUND— FLUORESCENT YELLOW
(RETROREFLECTIVE)

TTC SIGN COLORS:

LEGEND — BLACK

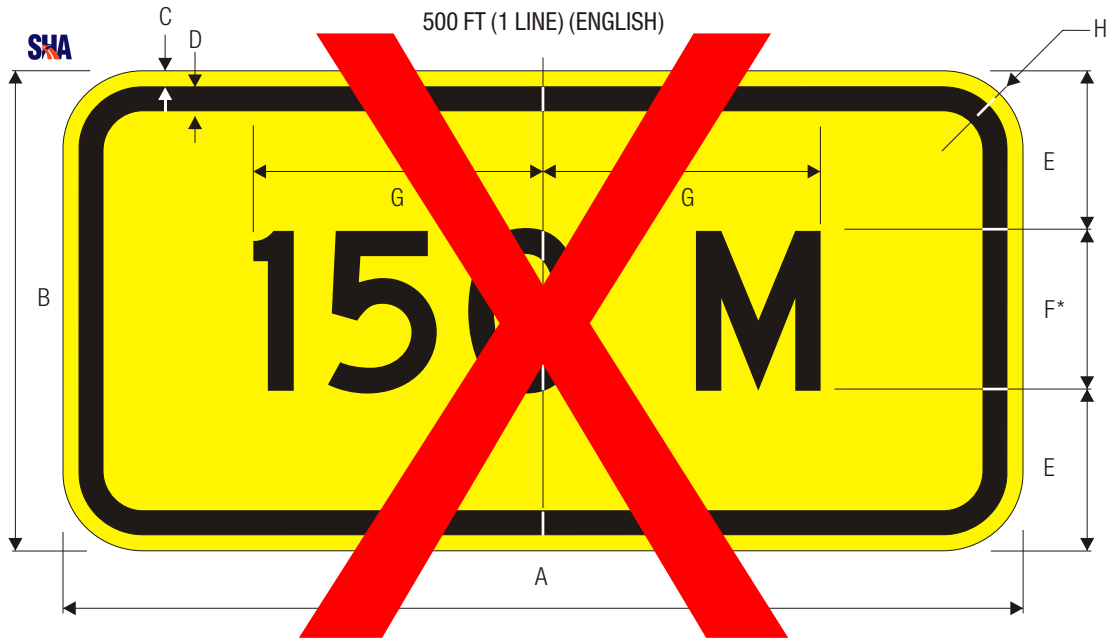
SHA BACKGROUND— FLUORESCENT ORANGE (RETROREFLECTIVE)



W16-2a

SHA REFERENCES

MdMUTCD SECTION - 2C.45, 7B.07, 7B.08



500 FT (1 LINE) (ENGLISH)

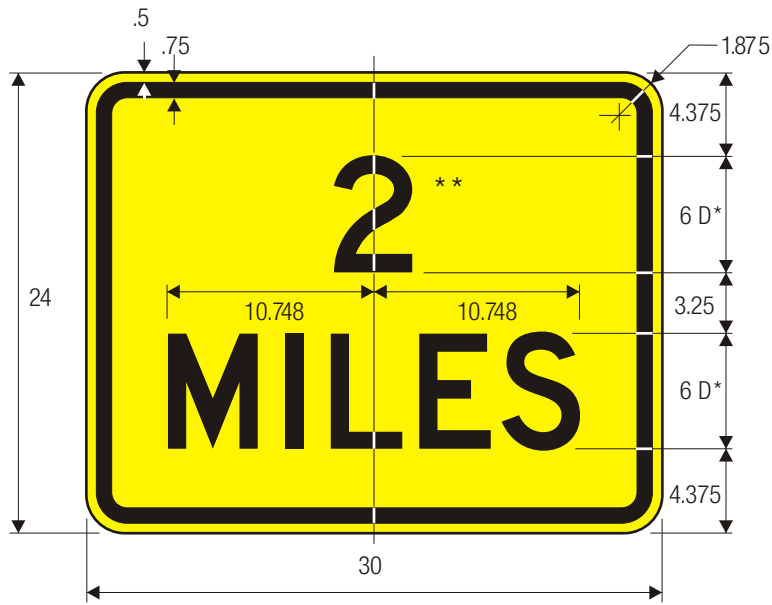
W16-2a Metric

150 M (1 LINE) (METRIC)

*Series 2000 Standard Alphabets.

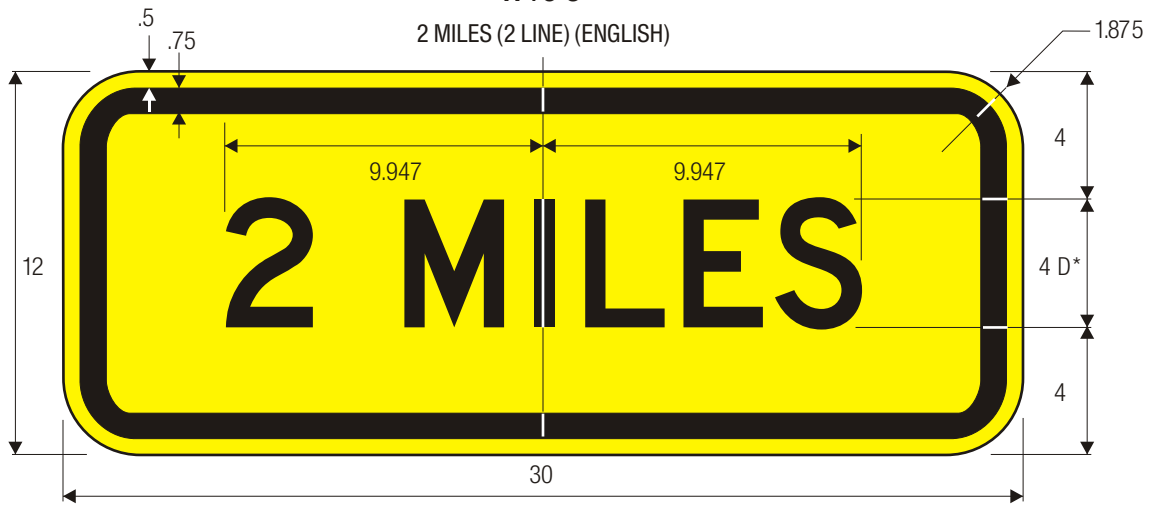
	A	B	C	D	E	F	G	H
C	24	12	.375	.625	4	4 D	VAR	1.5
	30	18	.5	.75	6.5	5 D	VAR	1.875

COLORS: LEGEND — BLACK
 SHA BACKGROUND — FLUORESCENT YELLOW (RETROREFLECTIVE)



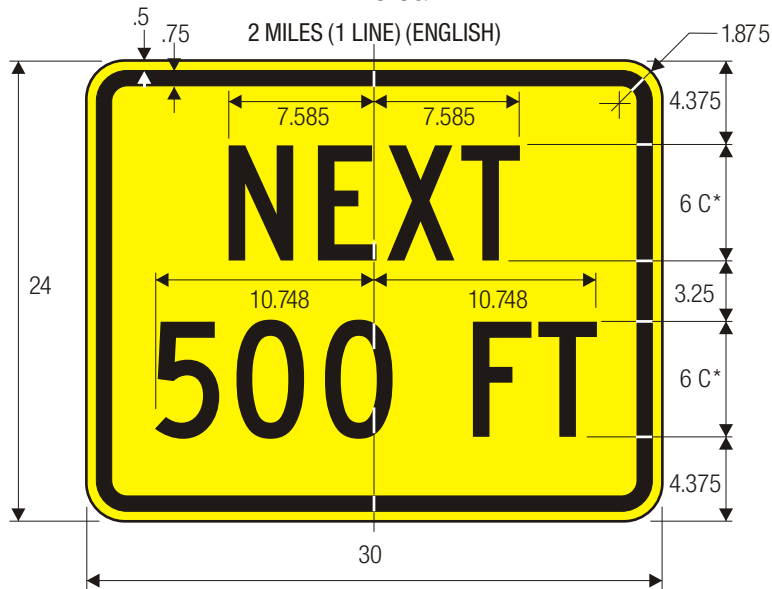
W16-3

SHA REFERENCES
MdMUTCD SECTION - 2C.45



W16-3a

SHA REFERENCES
MdMUTCD SECTION - 2C.45



W16-4

SHA REFERENCES
MdMUTCD SECTION - 2C.45

500 FT (2 LINE) (ENGLISH)

*Series 2000 Standard Alphabets.
**Optically locate numerals about centerline.

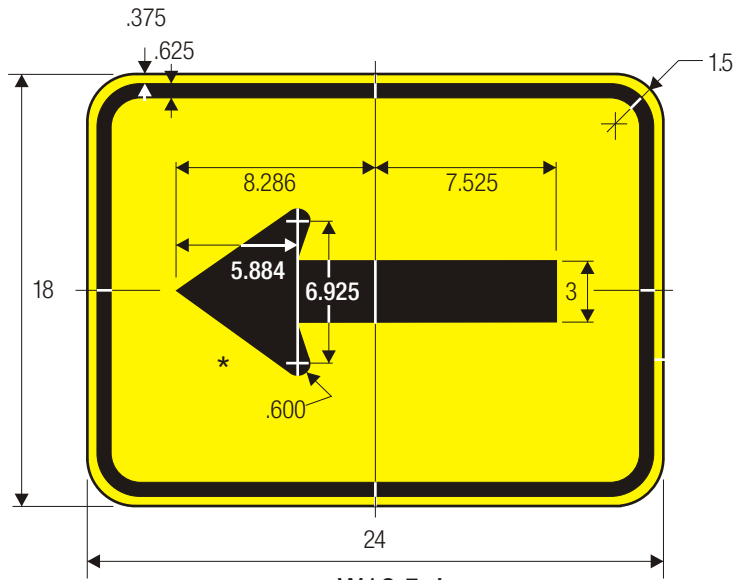
COLORS: LEGEND — BLACK
SHA BACKGROUND — FLUORESCENT YELLOW (RETROREFLECTIVE)



W16-5pR

ARROW PLAQUE


SHA REFERENCES
MdMUTCD SECTION - 2C.47



W16-5pL

ARROW PLAQUE

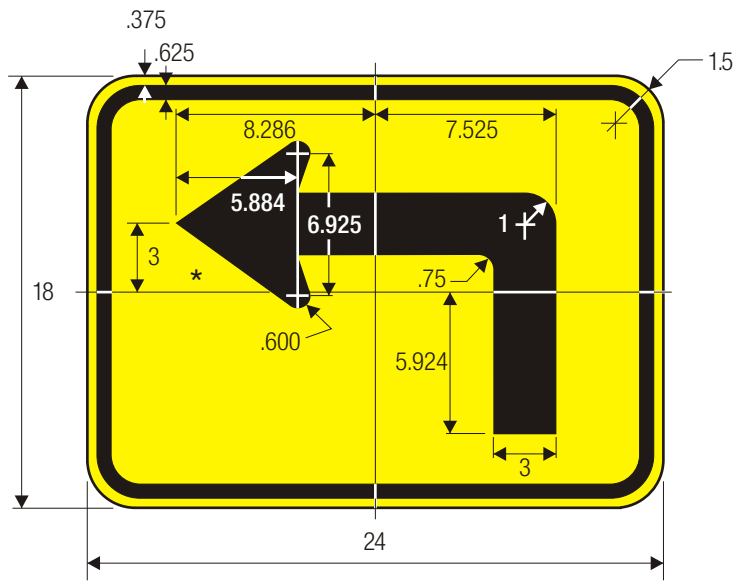
SHA REFERENCES
MdMUTCD SECTION - 2C.47



W16-6pR

ARROW PLAQUE

SHA REFERENCES
MdMUTCD SECTION - 2C.47



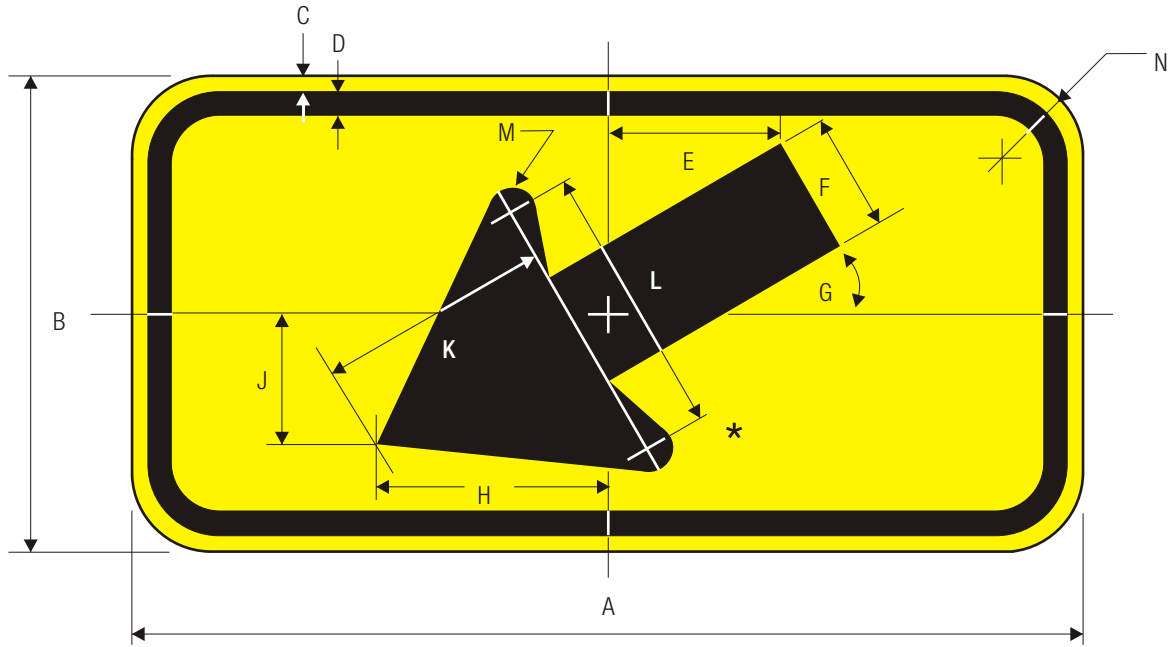
W16-6pL

ARROW PLAQUE

SHA REFERENCES
MdMUTCD SECTION - 2C.47

SHA * FOR ARROWHEAD DIMENSIONS REFER TO STANDARD ARROW
DETAILS IN APPENDIX-ARROWS SECTION FROM FHWA'S
STANDARD HIGHWAY SIGNS BOOK-APPENDIX SECTION.

COLORS: SYMBOL — BLACK
SHA BACKGROUND — FLUORESCENT YELLOW (RETROREFLECTIVE)



W16-7pL

SHA REFERENCES

MdMUTCD SECTION - 2C.41, 2C.47, 7B.07, 7B.09, 9B.17

LEFT DIAGONAL ARROW PLAQUE

C

A	B	C	D	E	F	G	H	J	K	L	M	N
24	12	.375	.625	4.323	3	30°	5.844	3.282	5.884	6.925	.600	1.5
30	18	.5	.75	6.524	4.5	30°	8.766	4.923	8.846	10.407	.920	1.875



W16-7pR

RIGHT DIAGONAL ARROW PLAQUE

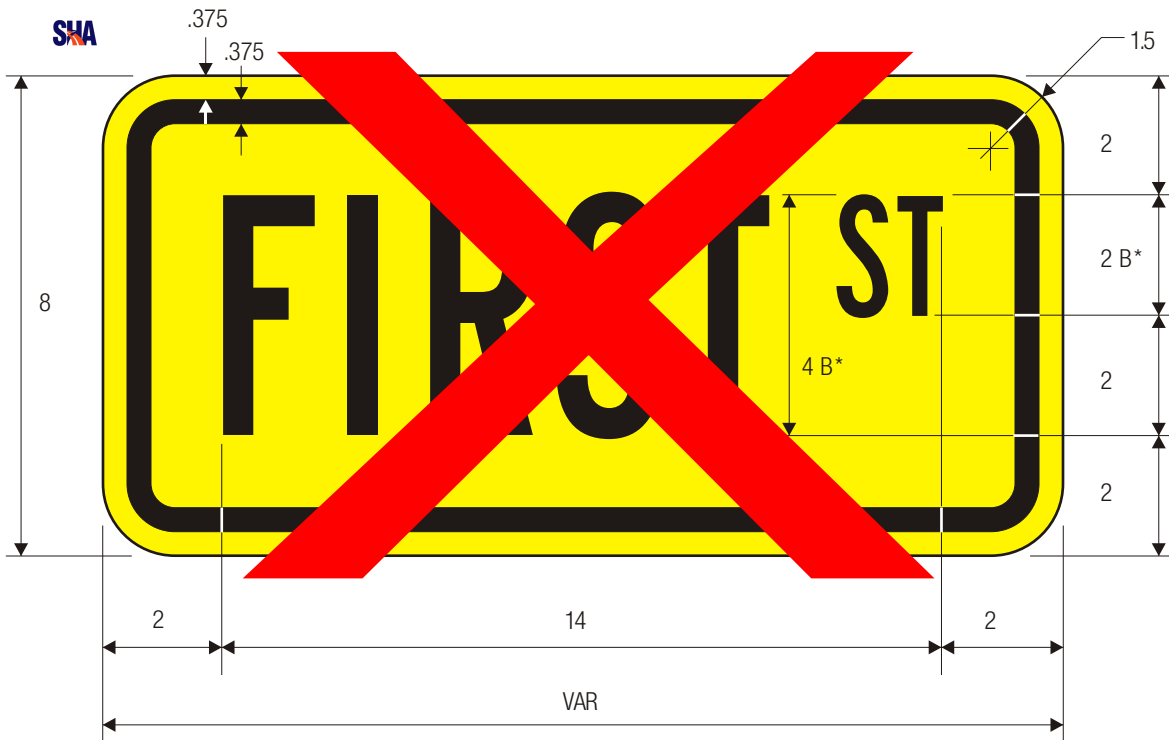
SHA REFERENCES

MdMUTCD SECTION - 2C.41, 2C.47, 7B.07, 7B.09, 9B.17

SHA * FOR ARROWHEAD DIMENSIONS REFER TO STANDARD ARROW DETAILS IN APPENDIX-ARROWS SECTION FROM FHWA'S STANDARD HIGHWAY SIGNS BOOK-APPENDIX SECTION.

COLORS: SYMBOL — BLACK

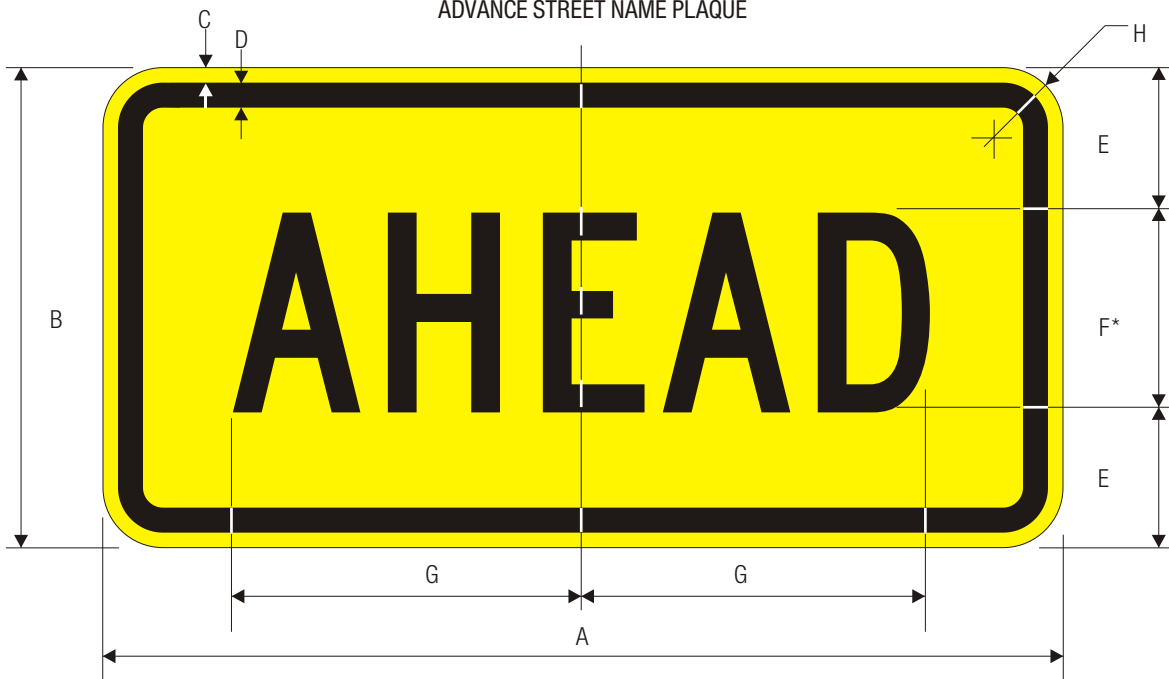
SHA BACKGROUND — FLUORESCENT YELLOW (RETROREFLECTIVE)



W16-8

ADVANCE STREET NAME PLAQUE

*Series 2000 Standard Alphabets.



W16-9p

AHEAD PLAQUE


SHA REFERENCES

MdMUTCD SECTION - 2C.34, 7B.07, 7B.08

	A	B	C	D	E	F	G	H
C	24	12	.375	.625	3.5	5 C	8.714	1.5
	30	18	.5	.75	5.5	7 C	12.201	1.875
	36	24	.625	.875	8	8 C	13.944	2.25
	48	36	.75	1.25	13	10 C	17.428	3

COLORS: LEGEND — BLACK

SHA BACKGROUND — FLUORESCENT YELLOW (RETROREFLECTIVE)



W16-12p

TRAFFIC CIRCLE PLAQUE

SHA SIGN SHALL NOT BE USED ALONG STATE OWNED, OPERATED AND MAINTAINED ROADWAYS.

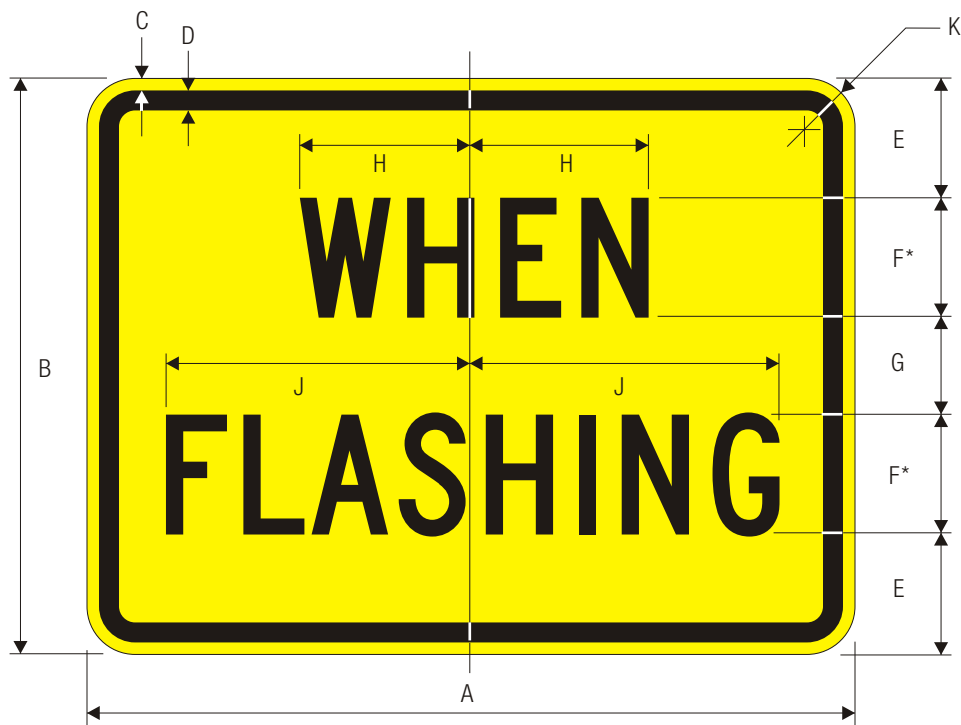
*Series 2000 Standard Alphabets.

WARNING SIGN COLORS:

LEGEND — BLACK
 BACKGROUND — YELLOW (RETROREFLECTIVE)

TTC SIGN COLORS:

LEGEND — BLACK
 BACKGROUND — ORANGE (RETROREFLECTIVE)



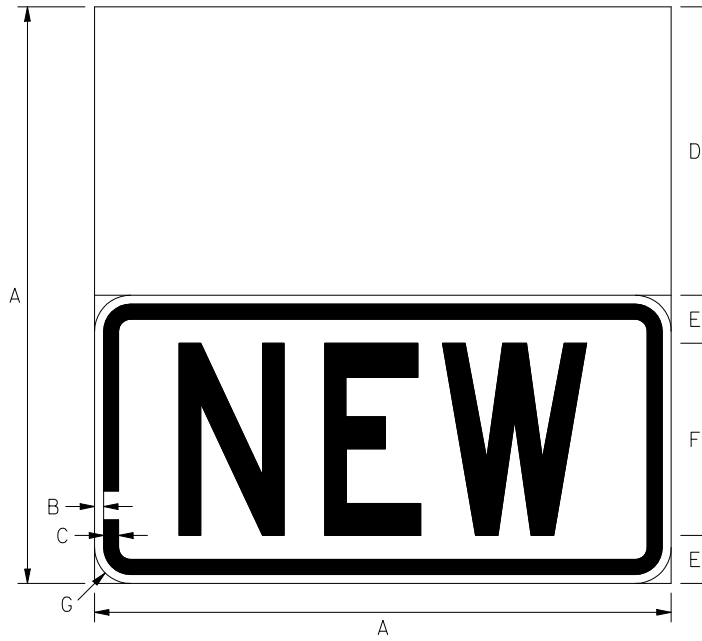
W16-13

WHEN FLASHING

*Series 2000 Standard Alphabets

For use with W3-4 BE PREPARED TO STOP sign.

A	B	C	D	E	F	G	H	J	K
24	18	.375	.625	3.75	3.75 C	3	5.451	9.584	1.5
30	24	.5	.75	5	5 C	3	7.268	12.782	1.875



SIGN SIZE	DIMENSIONS (INCHES)						
	A	B	C	D	E	F	G
STD	24	3/8	5/8	12	2	8C	1-1/2

REFERENCES

MdMUTCD SECTION - 2C.43, 2C.44

COLORS

LEGEND

TOP - N/A
 BOTTOM - BLACK

BACKGROUND

TOP - FLUORESCENT YELLOW
 BOTTOM - WHITE

APPROVED Tom Hicks (signature on file)
 DIRECTOR - OFFICE OF TRAFFIC AND SAFETY

Maryland Department of Transportation
STATE HIGHWAY ADMINISTRATION
 MARYLAND STANDARD HIGHWAY SIGNS

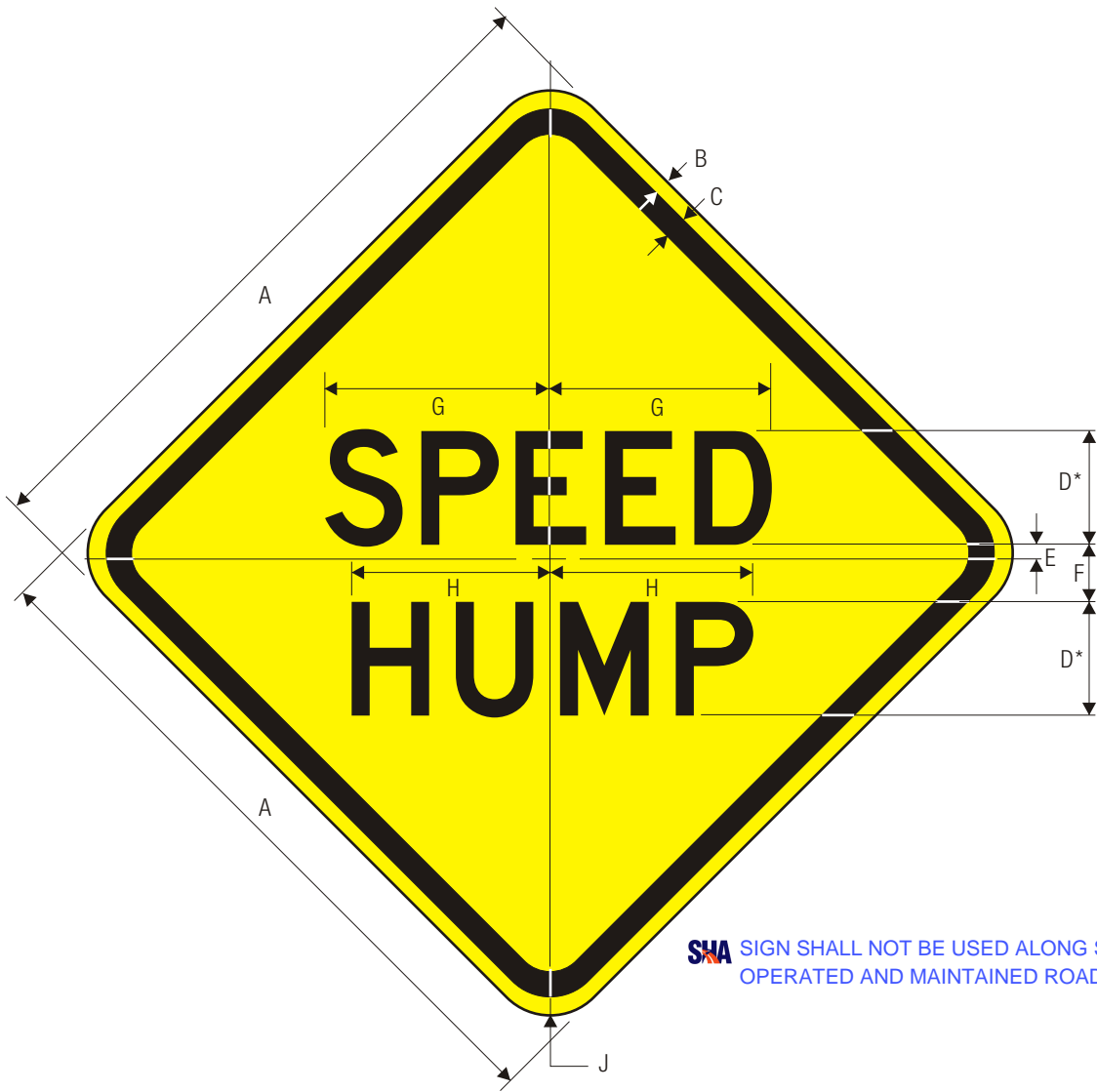


APPROVAL • SHA REVISIONS	APPROVAL • FEDERAL HIGHWAY ADMINISTRATION
APPROVAL 03/02/2009	APPROVAL
REVISED	REVISED
REVISED	REVISED
REVISED	REVISED

NEW

SIGN NUMBER

W16-14(1)



SHA SIGN SHALL NOT BE USED ALONG STATE OWNED, OPERATED AND MAINTAINED ROADWAYS.

W17-1
SPEED HUMP

*Series 2000 Standard Alphabets.

	A	B	C	D	E	F	G	H	J
	24	.375	.625	4 D	.25	2	7.845	7.045	1.5
C	30	.5	.75	5 D	.5	2.5	9.827	8.826	1.875
	36	.625	.875	6 D	.75	3	11.788	10.588	2.25

COLORS: LEGEND — BLACK
BACKGROUND— YELLOW (RETROREFLECTIVE)



SHA SIGN SHALL NOT BE USED ALONG STATE OWNED, OPERATED AND MAINTAINED ROADWAYS.

W18-1

NO TRAFFIC SIGNS

*Series 2000 Standard Alphabets.

	A	B	C	D	E	F	G	H	J	K
	24	.375	.625	4 D	2.5	1.25	3.205	10.218	7.286	1.5
C	30	.5	.75	5 D	3.125	1.5	4	12.771	9.107	1.875
	36	.625	.875	6 D	3.75	1.8	4.807	15.327	10.93	2.25

COLORS: LEGEND — BLACK
 BACKGROUND— YELLOW (RETROREFLECTIVE)



W25-1

ONCOMING TRAFFIC HAS EXTENDED GREEN

SHA SIGN SHALL NOT BE USED ALONG STATE OWNED, OPERATED AND MAINTAINED ROADWAYS.

*Series 2000 Standard Alphabets.

COLORS: LEGEND — BLACK
 BACKGROUND — YELLOW (RETROREFLECTIVE)



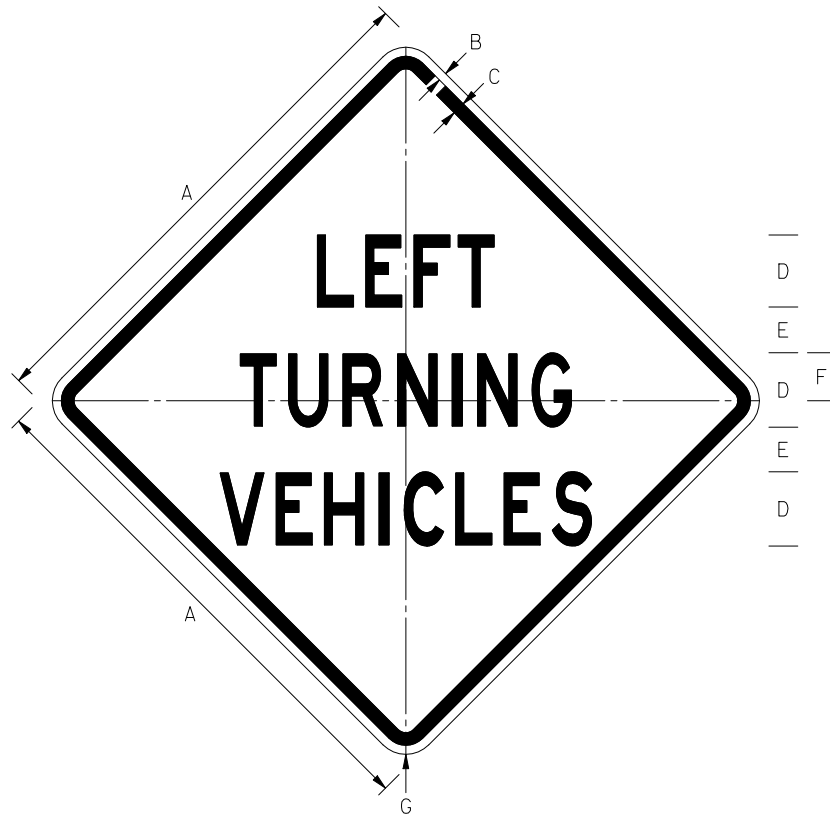
W25-2

ONCOMING TRAFFIC MAY HAVE EXTENDED GREEN

*Series 2000 Standard Alphabets.

SHA SIGN SHALL NOT BE USED ALONG STATE OWNED, OPERATED AND MAINTAINED ROADWAYS.

COLORS: LEGEND — BLACK
 BACKGROUND — YELLOW (RETROREFLECTIVE)



SIGN SIZE	DIMENSIONS (INCHES)						
	A	B	C	D	E	F	G
STD	36	5/8	7/8	5C	3-1/4	3-1/4	2-1/4
SPECIAL	48	3/4	1-1/4	7C	4	5	3

REFERENCES

MdMUTCD SECTION - NONE

COLORS

LEGEND - BLACK

BACKGROUND - FLUORESCENT YELLOW

APPROVED Tom Hicks (signature on file)
DIRECTOR - OFFICE OF TRAFFIC AND SAFETY

Maryland Department of Transportation
STATE HIGHWAY ADMINISTRATION
MARYLAND STANDARD HIGHWAY SIGNS

LEFT TURNING VEHICLES



APPROVAL • SHA REVISIONS	APPROVAL • FEDERAL HIGHWAY ADMINISTRATION
APPROVAL 03/02/2009	APPROVAL
REVISED	REVISED
REVISED	REVISED
REVISED	REVISED

SIGN NUMBER

W25-3(1)