


M1-1
INTERSTATE ROUTE

*Optically space numerals about vertical centerline.

SIGN	A	B	C	D	E	F	G	H	J	K	L	M
1,2 digits	24	24	.5	6.5	12 D	5.5	5	15	15	2	2.5 C	7.813
1,2 digits	36	36	.75	9.75	18 D	8.25	7.5	22.5	22.5	3	3.75 C	11.688
1,2 digits	48	48	1	13	24 D	11	10	30	30	4	5 C	15.563
3 digits	30	24	.5	6.5	12 D	5.5	5	24	17	2	2.5 C	7.813
3 digits	45	36	.75	9.75	18 D	8.25	7.5	36	25.5	3	3.75 C	11.688
3 digits	60	48	1	13	24 D	11	10	48	34	4	5 C	15.563

SHA REFERENCES
MdMUTCD SECTION - 2D.10, 2D.11

COLORS: LEGEND – WHITE (RETROREFLECTIVE)
TOP – RED (RETROREFLECTIVE)
BOTTOM – BLUE (RETROREFLECTIVE)



SHA SIGN SHALL NOT BE USED ALONG STATE OWNED, OPERATED AND MAINTAINED ROADWAYS.


M1-2
OFF-INTERSTATE BUSINESS ROUTE (LOOP)

SIGN	A	B	C	D	E	F	G	H	J	K	L	M
1,2 digits	24	24	.5	8	10 D	6	5	15	15	2	2.5 C	1.5 D
1,2 digits	36	36	.75	12	15 D	9	7.5	22.5	22.5	3	3.75 C	2.25 D
1,2 digits	48	48	1	16	20 D	12	10	30	30	4	5 C	3 D
3 digits	30	24	.5	8	10 D	6	5	24	17	2	2.5 C	1.5 D
3 digits	45	36	.75	12	15 D	9	7.5	36	25.5	3	3.75 C	2.25 D
3 digits	60	48	1	16	20 D	12	10	48	34	4	5 C	3 D

N	P
6.625	2.5
9.938	3.75
13.25	5
6.625	2.5
9.938	3.75
13.25	5

*Optically space numerals about vertical centerline.

COLORS: LEGEND — WHITE (RETROREFLECTIVE)
BACKGROUND — GREEN (RETROREFLECTIVE)



SHA SIGN SHALL NOT BE USED ALONG STATE OWNED, OPERATED AND MAINTAINED ROADWAYS.

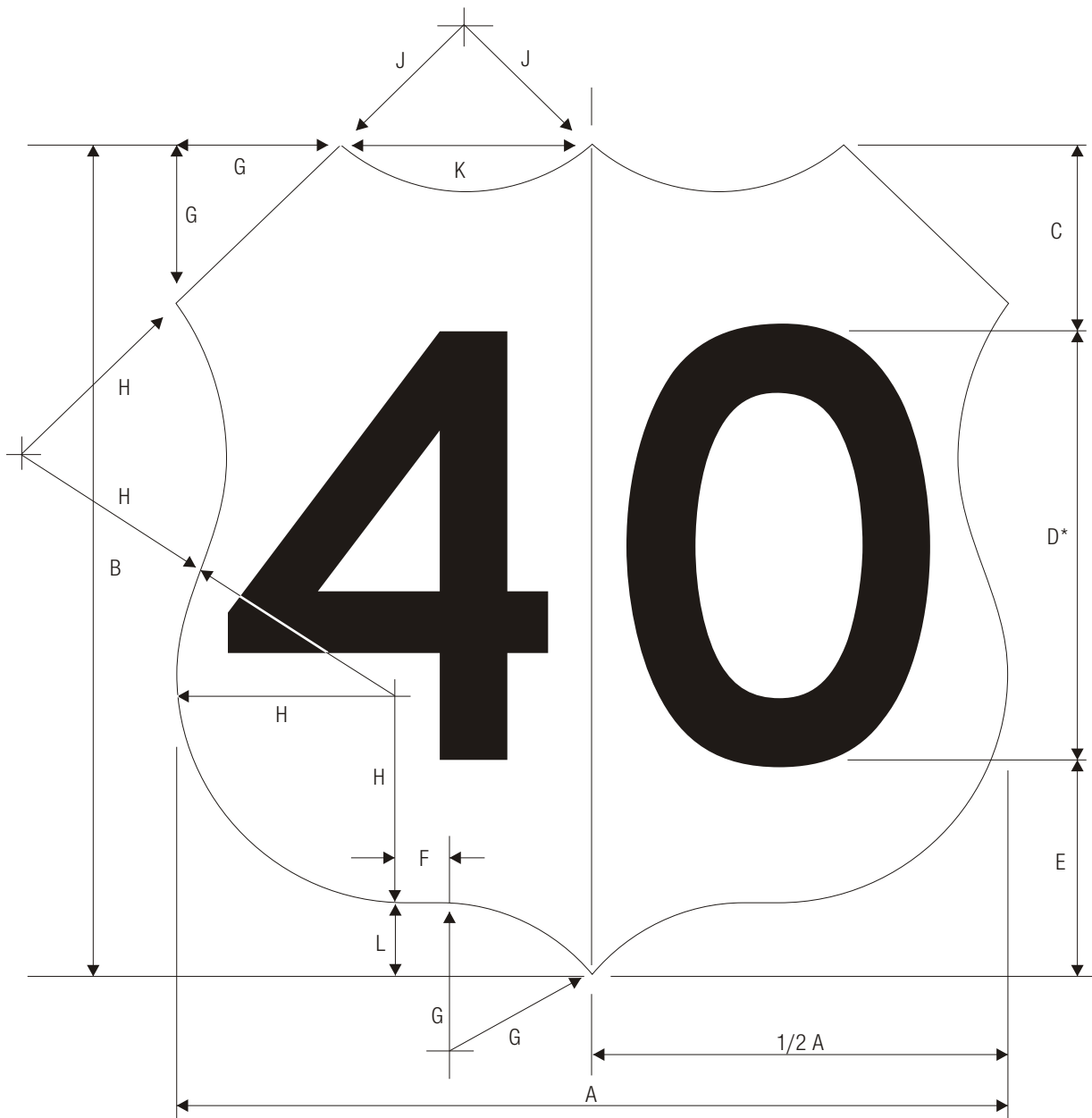
M1-3
OFF-INTERSTATE BUSINESS ROUTE (SPUR)

SIGN	A	B	C	D	E	F	G	H	J	K	L	M
1,2 digits	24	24	.5	8	10 D	6	5	15	15	2	2.5 C	1.5 D
1,2 digits	36	36	.75	12	15 D	9	7.5	22.5	22.5	3	3.75	2.25 D
1,2 digits	48	48	1	16	20 D	12	10	30	30	4	5 C	3 D
3 digits	30	24	.5	8	10 D	6	5	24	17	2	2.5 C	1.5 D
3 digits	45	36	.75	12	15 D	9	7.5	36	25.5	3	3.75	2.25 D
3 digits	60	48	1	16	20 D	12	10	48	34	4	5 C	3 D

N	P
6.625	2.563
9.938	3.844
13.25	5.125
6.625	2.563
9.938	3.844
13.25	5.125

*Optically space numerals about vertical centerline.

COLORS: LEGEND — WHITE (RETROREFLECTIVE)
BACKGROUND — GREEN (RETROREFLECTIVE)




**M1-4 U.S. ROUTE MARKER
FOR GUIDE SIGN USE**

*Optically space numerals about vertical centerline.

SIGN	A	B	C	D	E	F	G	H	J	K	L
1,2 digits	24	24	5.5	12 D	6.5	1	5	7	5	7	2
1,2 digits	36	36	8.25	18 D	9.75	1.5	7.5	10.5	7.5	10.5	3
1,2 digits	48	48	11	24 D	13	2	10	14	10	14	4
3 digits	30	24	5.5	12 D	6.5	4	5	7	9	10	2
3 digits	45	36	8.25	18 D	9.75	5.5	7.5	10.5	13.5	15	3
3 digits	60	48	11	24 D	13	8	10	14	18	20	4

SHA REFERENCES
MdmUTCD SECTION - 2D.11

COLORS: NUMERALS – BLACK
BACKGROUND – WHITE (RETROREFLECTIVE)



**M1-4 U.S. ROUTE MARKER
FOR INDEPENDENT USE**

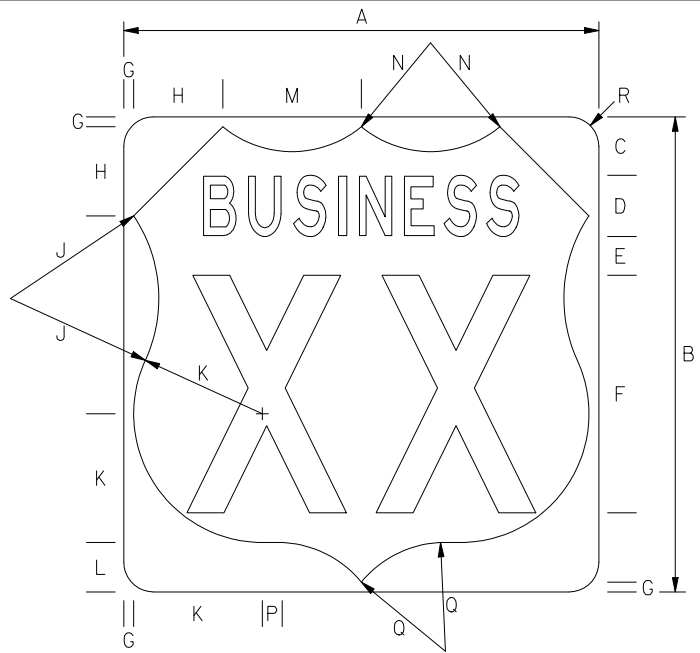
*Optically space numerals about vertical centerline.

SIGN	A	B	C	D	E	F	G	H	J	K	L	M
1,2 digits	24	24	5.5	12 D	6.5	1	5.5	2.5	7.5	7	5.5	4.5
1,2 digits	36	36	8.25	18 D	9.75	1.5	8.25	3.75	11.25	10.5	8.25	6.5
1,2 digits	48	48	11	24 D	13	2	11	5	15	14	11	9
3 digits	30	24	5.5	12 D	6.5	4	5.5	2.5	7.5	10	9.5	4.5
3 digits	45	36	8.25	18 D	9.75	5.5	8.25	3.75	11.25	15	14.25	6.5
3 digits	60	48	11	24 D	13	8	11	5	15	20	19	9

N	P
.5	1.5
.75	2.25
1	3
.5	1.5
.75	2.25
1	3

COLORS: SHIELD — WHITE (RETROREFLECTIVE)
 BACKGROUND — BLACK
 NUMERALS — BLACK

SHA REFERENCES
 MdMUTCD SECTION - 2D.11



* IF NUMERALS DO NOT FIT USING 'D' SERIES, 'C' SERIES MAY BE USED

SIGN SIZE	DIMENSIONS (INCHES)					
	A	B	C	D	E	F*
STD(1,2 DIGITS)	24	24	3	3C	2	12D
STD(3 DIGITS)	30	24	3	3D	2	12C (OR 12D IF THE NUMBER HAS A "1")
EXPWY(1,2 DIGITS)	36	36	5	4D	3	18D
EXPWY(3 DIGITS)	45	36	5	4D	3	18C (OR 18D IF THE NUMBER HAS A "1")
FWY(1,2 DIGITS)	48	48	6	6C	4	24D
FWY(3 DIGITS)	60	48	6	6D	4	24C (OR 24D IF THE NUMBER HAS A "1")
SPC(1,2 DIGITS)	30	30	3-1/2	4C	2-1/2	15D
SPC(3 DIGITS)	37-1/2	30	3-1/2	4D	2-1/2	15C (OR 15D IF THE NUMBER HAS A "1")

SIGN SIZE	DIMENSIONS (INCHES)									
	G	H	J	K	L	M	N	P	Q	R
STD(1,2 DIGITS)	1/2	4-1/2	7-1/2	6-1/2	2-1/2	7	5-1/2	1	5-1/2	1-1/2
STD(3 DIGITS)	1/2	4-1/2	7-1/2	6-1/2	2-1/2	10	9-1/2	4	5-1/2	1-1/2
EXPWY(1,2 DIGITS)	3/4	6-1/2	11-1/4	9-3/4	3-3/4	10-3/4	8-1/4	1-1/2	8-1/4	2-1/4
EXPWY(3 DIGITS)	3/4	6-1/2	11-1/4	9-3/4	3-3/4	15-1/4	14-1/4	5-1/2	8-1/4	2-1/4
FWY(1,2 DIGITS)	1	9	15	13	5	14	11	2	11	3
FWY(3 DIGITS)	1	9	15	13	5	20	19	8	11	3
SPC(1,2 DIGITS)	5/8	5-5/8	9-3/8	8-1/8	3-1/8	8-3/4	6-7/8	1-1/4	6-7/8	1-7/8
SPC(3 DIGITS)	5/8	5-5/8	9-3/8	8-1/8	3-1/8	12-1/2	11-7/8	5	6-7/8	1-7/8

COLORS

- LEGEND - GREEN
- SHIELD - WHITE
- BACKGROUND - GREEN

REFERENCES

MdMUTCD SECTION - 2D.10, 2D.11

APPROVED Tom Hicks (signature on file)
DIRECTOR - OFFICE OF TRAFFIC AND SAFETY

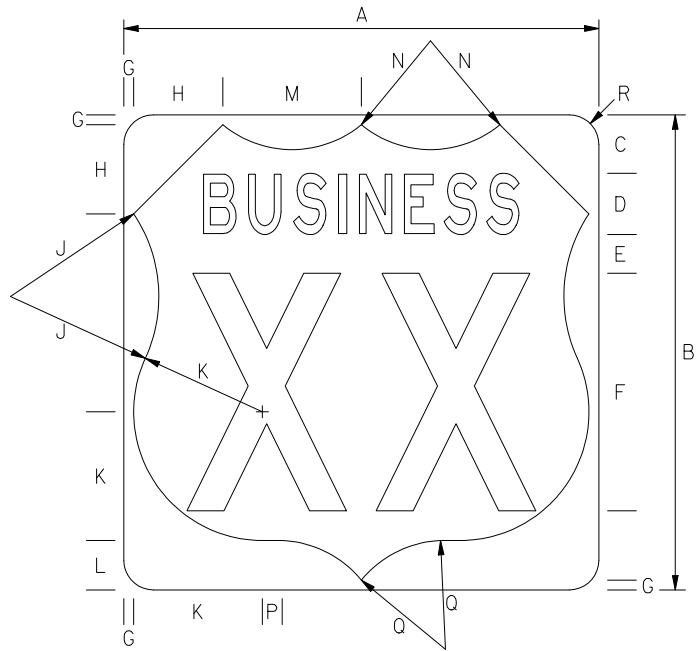


APPROVAL • SHA REVISIONS	APPROVAL • FEDERAL HIGHWAY ADMINISTRATION
APPROVAL 03/02/2009	APPROVAL
REVISED	REVISED
REVISED	REVISED
REVISED	REVISED

Maryland Department of Transportation
STATE HIGHWAY ADMINISTRATION
MARYLAND STANDARD HIGHWAY SIGNS
US BUSINESS ROUTE SHIELD
(FOR INDEPENDENT USE)

SIGN NUMBER

M1-4(1)



* IF NUMERALS DO NOT FIT USING 'D' SERIES, 'C' SERIES MAY BE USED

SIGN SIZE	DIMENSIONS (INCHES)					
	A	B	C	D	E	F*
STD(1,2 DIGITS)	24	24	3	3C	2	12D
STD(3 DIGITS)	30	24	3	3D	2	12C (OR 12D IF THE NUMBER HAS A "1")
EXPWY(1,2 DIGITS)	36	36	5	4D	3	18D
EXPWY(3 DIGITS)	45	36	5	4D	3	18C (OR 18D IF THE NUMBER HAS A "1")
FWY(1,2 DIGITS)	48	48	6	6C	4	24D
FWY(3 DIGITS)	60	48	6	6D	4	24C (OR 24D IF THE NUMBER HAS A "1")
SPC(1,2 DIGITS)	30	30	3-1/2	4C	2-1/2	15D
SPC(3 DIGITS)	37-1/2	30	3-1/2	4D	2-1/2	15C (OR 15D IF THE NUMBER HAS A "1")

SIGN SIZE	DIMENSIONS (INCHES)									
	G	H	J	K	L	M	N	P	Q	R
STD(1,2 DIGITS)	1/2	4-1/2	7-1/2	6-1/2	2-1/2	7	5-1/2	1	5-1/2	1-1/2
STD(3 DIGITS)	1/2	4-1/2	7-1/2	6-1/2	2-1/2	10	9-1/2	4	5-1/2	1-1/2
EXPWY(1,2 DIGITS)	3/4	6-1/2	11-1/4	9-3/4	3-3/4	10-3/4	8-1/4	1-1/2	8-1/4	2-1/4
EXPWY(3 DIGITS)	3/4	6-1/2	11-1/4	9-3/4	3-3/4	15-1/4	14-1/4	5-1/2	8-1/4	2-1/4
FWY(1,2 DIGITS)	1	9	15	13	5	14	11	2	11	3
FWY(3 DIGITS)	1	9	15	13	5	20	19	8	11	3
SPC(1,2 DIGITS)	5/8	5-5/8	9-3/8	8-1/8	3-1/8	8-3/4	6-7/8	1-1/4	6-7/8	1-7/8
SPC(3 DIGITS)	5/8	5-5/8	9-3/8	8-1/8	3-1/8	12-1/2	11-7/8	5	6-7/8	1-7/8

COLORS

- LEGEND - WHITE
- SHIELD - GREEN
- BACKGROUND - WHITE

REFERENCES

MdMUTCD SECTION - 2D.10, 2D.11

APPROVED Tom Hicks (signature on file)
DIRECTOR - OFFICE OF TRAFFIC AND SAFETY

Maryland Department of Transportation
STATE HIGHWAY ADMINISTRATION
MARYLAND STANDARD HIGHWAY SIGNS
US BUSINESS ROUTE SHIELD
(FOR GUIDE SIGN USE)



APPROVAL • SHA REVISIONS	APPROVAL • FEDERAL HIGHWAY ADMINISTRATION
APPROVAL 03/02/2009	APPROVAL
REVISED	REVISED
REVISED	REVISED
REVISED	REVISED

SIGN NUMBER

M1-4(2)



* IF NUMERALS DO NOT FIT USING 'D' SERIES, 'C' SERIES MAY BE USED

SIGN SIZE	DIMENSIONS (INCHES)											
	A	B	C	D	E	F	G	H	J*		K	L
STD (1,2 DIGITS)	24	24	1/2	2-5/8	3D	1-5/8	1-1/4	1-1/4	12D		2-1/4	1-1/2
STD (3 DIGITS)	30	24	1/2	2-5/8	3D	1-5/8	1-1/4	1-1/4	12C (OR 12D IF THE NUMBER HAS A "1")		2-1/4	1-1/2
EXPWY (1,2 DIGITS)	36	36	3/4	3-1/4	4D	1-3/4	1-1/2	3	18D		4-1/2	2-1/4
EXPWY (3 DIGITS)	48	36	3/4	2-3/4	5D	1-1/4	1-1/2	3	18C (OR 18D IF THE NUMBER HAS A "1")		4-1/2	2-1/4
FWY (1,2 DIGITS)	48	48	1	4	5D	2	2	4-1/2	24D		6-1/2	3
FWY (3 DIGITS)	60	48	1	3-1/2	6D	1-1/2	2	4-1/2	24C (OR 24D IF THE NUMBER HAS A "1")		6-1/2	3
SPC (1,2 DIGITS)	30	30	3/4	3-3/8	3D	1-7/8	1-1/2	1-7/8	15D		3-3/8	2
SPC (3 DIGITS)	36	30	3/4	3-1/8	3-1/2D	1-5/8	1-1/2	1-7/8	15C (OR 15D IF THE NUMBER HAS A "1")		3-3/8	2

REFERENCES

MdMUTCD SECTION - 2D.10, 2D.11

COLORS

LEGEND - BLACK
BACKGROUND - WHITE

APPROVED Tom Hicks (signature on file)
DIRECTOR - OFFICE OF TRAFFIC AND SAFETY

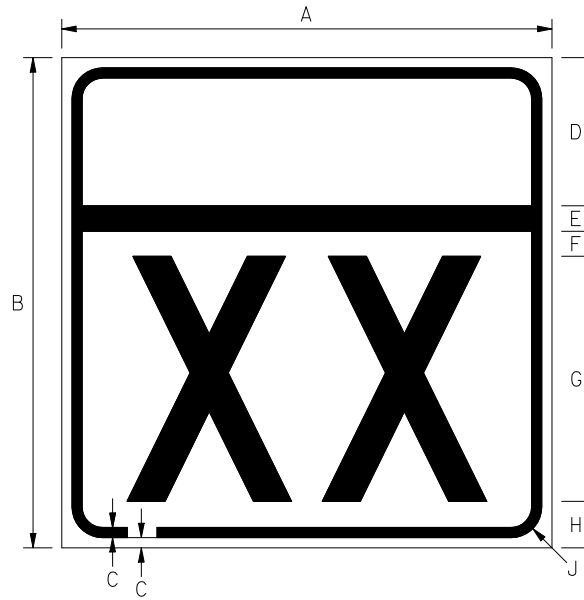
Maryland Department of Transportation
STATE HIGHWAY ADMINISTRATION
MARYLAND STANDARD HIGHWAY SIGNS
MARYLAND ROUTE SHIELD
(FOR INDEPENDENT USE)



APPROVAL • SHA REVISIONS	APPROVAL • FEDERAL HIGHWAY ADMINISTRATION
APPROVAL 03/02/2009	APPROVAL
REVISED	REVISED
REVISED	REVISED
REVISED	REVISED

SIGN NUMBER

M1-5



* IF NUMERALS DO NOT FIT USING 'D' SERIES, 'C' SERIES MAY BE USED

SIGN SIZE	DIMENSIONS (INCHES)								
	A	B	C	D	E	F	G*	H	J
STD (1,2 DIGITS)	24	24	1/2	7-1/4	1-1/4	1-1/4	12D	2-1/4	1-1/2
STD (3 DIGITS)	30	24	1/2	7-1/4	1-1/4	1-1/4	12C (OR 12D IF THE NUMBER HAS A "I")	2-1/4	1-1/2
EXPWY (1,2 DIGITS)	36	36	3/4	9	1-1/2	3	18D	4-1/2	2-1/4
EXPWY (3 DIGITS)	48	36	3/4	9	1-1/2	3	18C (OR 18D IF THE NUMBER HAS A "I")	4-1/2	2-1/4
FWY (1,2 DIGITS)	48	48	1	11	2	4-1/2	24D	6-1/2	3
FWY (3 DIGITS)	60	48	1	11	2	4-1/2	24C (OR 24D IF THE NUMBER HAS A "I")	6-1/2	3
SPC (1,2 DIGITS)	30	30	3/4	8-1/4	1-1/2	1-7/8	15D	3-3/8	2
SPC (3 DIGITS)	36	30	3/4	8-1/4	1-1/2	1-7/8	15C (OR 15D IF THE NUMBER HAS A "I")	3-3/8	2

REFERENCES

MdMUTCD SECTION - 2D.10, 2D.11

COLORS

LEGEND - BLACK

BACKGROUND - WHITE

APPROVED Tom Hicks (signature on file)
DIRECTOR - OFFICE OF TRAFFIC AND SAFETY




APPROVAL • SHA REVISIONS	APPROVAL • FEDERAL HIGHWAY ADMINISTRATION
APPROVAL 03/02/2009	APPROVAL
REVISED	REVISED
REVISED	REVISED
REVISED	REVISED

Maryland Department of Transportation
STATE HIGHWAY ADMINISTRATION
MARYLAND STANDARD HIGHWAY SIGNS
MARYLAND ROUTE SHIELD
(FOR GUIDE SIGN USE)

SIGN NUMBER

M1-5(1)



NOTE: WHEN USED FOR INDEPENDENT USE, ALL AUXILIARY SIGNS SHALL BE GREEN LEGEND ON WHITE BACKGROUND.

* IF NUMERALS DO NOT FIT USING 'D' SERIES, 'C' SERIES MAY BE USED

SIGN SIZE	DIMENSIONS (INCHES)											
	A	B	C	D	E	F	G	H	J*		K	L
STD (1,2 DIGITS)	24	24	1/2	2-5/8	3D	1-5/8	1-1/4	1-1/4	12D		2-1/4	1-1/2
STD (3 DIGITS)	30	24	1/2	2-5/8	3D	1-5/8	1-1/4	1-1/4	12C (OR 12D IF THE NUMBER HAS A "1")		2-1/4	1-1/2
EXPWY (1,2 DIGITS)	36	36	3/4	3-1/4	4D	1-3/4	1-1/2	3	18D		4-1/2	2-1/4
EXPWY (3 DIGITS)	48	36	3/4	2-3/4	5D	1-1/4	1-1/2	3	18C (OR 18D IF THE NUMBER HAS A "1")		4-1/2	2-1/4
FWY (1,2 DIGITS)	48	48	1	4	5D	2	2	4-1/2	24D		6-1/2	3
FWY (3 DIGITS)	60	48	1	3-1/2	6D	1-1/2	2	4-1/2	24C (OR 24D IF THE NUMBER HAS A "1")		6-1/2	3
SPC (1,2 DIGITS)	30	30	3/4	3-3/8	3D	1-7/8	1-1/2	1-7/8	15D		3-3/8	2
SPC (3 DIGITS)	36	30	3/4	3-1/8	3-1/2D	1-5/8	1-1/2	1-7/8	15C (OR 15D IF THE NUMBER HAS A "1")		3-3/8	2

REFERENCES

MdMUTCD SECTION - 2D.10, 2D.11

COLORS

LEGEND - GREEN

BACKGROUND - WHITE

APPROVED Tom Hicks (signature on file)
DIRECTOR - OFFICE OF TRAFFIC AND SAFETY

Maryland Department of Transportation
STATE HIGHWAY ADMINISTRATION
MARYLAND STANDARD HIGHWAY SIGNS

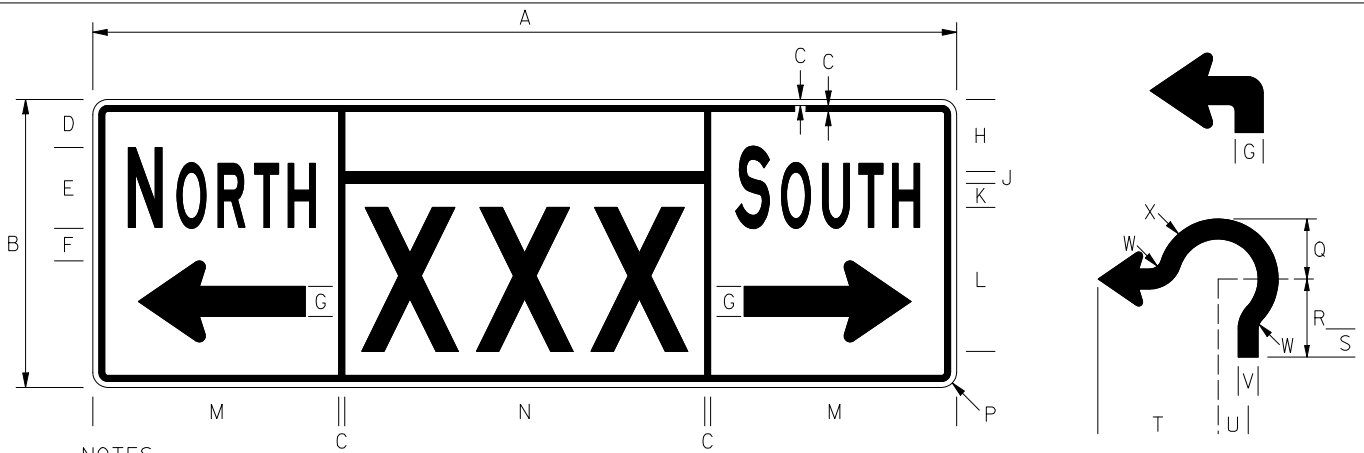


APPROVAL • SHA REVISIONS	APPROVAL • FEDERAL HIGHWAY ADMINISTRATION
APPROVAL 03/02/2009	APPROVAL
REVISED	REVISED
REVISED	REVISED
REVISED	REVISED

BUSINESS MARYLAND ROUTE SHIELD

SIGN NUMBER

M1-5(2)



- NOTES:
1. ARROWDET-2 AND ROUNDABOUT ARROW FOR LEFT SIDE USE ONLY.
 2. "M6-1" AND "ARROWDET-2" SIGN -- FOR ARROW DIMENSIONS AND DETAILS REFER TO M6-1, M6-1(I) AND ARROWDET-2.
 3. "ROUNDABOUT" SIGN -- FOR ARROWHEAD DIMENSIONS REFER TO STANDARD ARROW DETAILS IN APPENDIX-ARROWS SECTION FROM FHWA'S STANDARD HIGHWAY SIGNS BOOK-APPENDIX (SCALE DOWN DETAILS FOR ARROWHEAD DIMENSIONS).
 3. FOR MAST ARM USE ONLY.

SIGN SIZE	DIMENSIONS (INCHES)										
	A	B	C	D	E	F	G	H	J	K	L
MIN (1-2 DIGIT) M6-1	78	24	1/2	3	8/6C	2-1/2	2-5/8	7-1/4	1-1/4	1-1/4	12D
MIN (1-2 DIGIT) ARROWDET-2	78	24	1/2	3	8/6C	2-7/16	2-1/2	7-1/4	1-1/4	1-1/4	12D
MIN (1-2 DIGIT) ROUNDABOUT	78	24	1/2	3	8/6C	1-11/16	2-5/8	7-1/4	1-1/4	1-1/4	12D
MIN (3 DIGIT) M6-1	78	24	1/2	3	8/6B	2-1/2	2-5/8	7-1/4	1-1/4	1-1/4	12D
MIN (3 DIGIT) ARROWDET-2	78	24	1/2	3	8/6B	2-7/16	2-1/2	7-1/4	1-1/4	1-1/4	12D
MIN (3 DIGIT) ROUNDABOUT	78	24	1/2	3	8/6B	1-11/16	2-5/8	7-1/4	1-1/4	1-1/4	12D
EXPWY (1-2 DIGIT) M6-1(I)	108	36	3/4	6	10/8C	4-3/16	3-3/4	9	1-1/2	3	18D
EXPWY (1-2 DIGIT) ARROWDET-2	108	36	3/4	6	10/8C	4-1/4	3-1/2	9	1-1/2	3	18D
EXPWY (1-2 DIGIT) ROUNDABOUT	108	36	3/4	6	10/8C	2-3/4	3-3/4	9	1-1/2	3	18D
EXPWY (3 DIGIT) M6-1(I)	108	36	3/4	6	10/8B	4-3/16	3-3/4	9	1-1/2	3	18D
EXPWY (3 DIGIT) ARROWDET-2	108	36	3/4	6	10/8B	4-1/4	3-1/2	9	1-1/2	3	18D
EXPWY (3 DIGIT) ROUNDABOUT	108	36	3/4	6	10/8B	2-3/4	3-3/4	9	1-1/2	3	18D

SIGN SIZE	DIMENSIONS (INCHES)										
	M	N	P	Q	R	S	T	U	V	W	X
MIN (1-2 DIGIT) M6-1	27-1/2	22	1-7/8	--	--	--	--	--	--	--	--
MIN (1-2 DIGIT) ARROWDET-2	27-1/2	22	1-7/8	--	--	--	--	--	--	--	--
MIN (1-2 DIGIT) ROUNDABOUT	27-1/2	22	1-7/8	3-3/4	4-7/8	1-3/4	7-1/2	1-7/8	1-1/4	3/4	3-3/4
MIN (3 DIGIT) M6-1	24-1/2	28	1-7/8	--	--	--	--	--	--	--	--
MIN (3 DIGIT) ARROWDET-2	24-1/2	28	1-7/8	--	--	--	--	--	--	--	--
MIN (3 DIGIT) ROUNDABOUT	24-1/2	28	1-7/8	3-3/4	4-7/8	1-3/4	7-1/2	1-7/8	1-1/4	3/4	3-3/4
EXPWY (1-2 DIGIT) M6-1(I)	36-3/4	33	1-7/8	--	--	--	--	--	--	--	--
EXPWY (1-2 DIGIT) ARROWDET-2	36-3/4	33	1-7/8	--	--	--	--	--	--	--	--
EXPWY (1-2 DIGIT) ROUNDABOUT	36-3/4	33	1-7/8	5-5/8	7-5/16	2-5/8	11-1/4	2-13/16	1-7/8	1-1/8	5-7/8
EXPWY (3 DIGIT) M6-1(I)	30-3/4	45	1-7/8	--	--	--	--	--	--	--	--
EXPWY (3 DIGIT) ARROWDET-2	30-3/4	45	1-7/8	--	--	--	--	--	--	--	--
EXPWY (3 DIGIT) ROUNDABOUT	30-3/4	45	1-7/8	5-5/8	7-5/16	2-5/8	11-1/4	2-13/16	1-7/8	1-1/8	5-7/8

REFERENCES

MdMUTCD SECTION - 2D.10, 2D.11, 2D.27, 2D.30

COLORS

LEGEND - BLACK

BACKGROUND - WHITE

APPROVED Tom Hicks (signature on file)
DIRECTOR - OFFICE OF TRAFFIC AND SAFETY

Maryland Department of Transportation
STATE HIGHWAY ADMINISTRATION
MARYLAND STANDARD HIGHWAY SIGNS

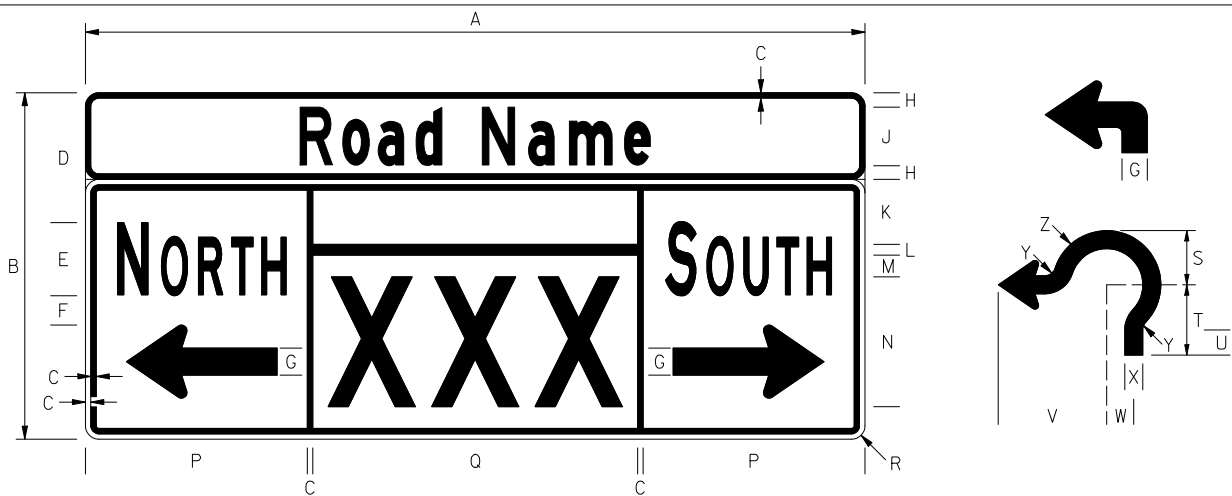


APPROVAL • SHA REVISIONS	APPROVAL • FEDERAL HIGHWAY ADMINISTRATION
APPROVAL 03/02/2009	APPROVAL
REVISED	REVISED
REVISED	REVISED
REVISED	REVISED

INTERSECTION DUAL DIRECTIONAL

SIGN NUMBER

M1-5(3)



NOTES:

1. ARROWDET-2 AND ROUNDABOUT ARROW FOR LEFT SIDE USE ONLY.
2. "M6-1" AND "ARROWDET-2" SIGN -- FOR ARROW DIMENSIONS AND DETAILS REFER TO M6-1, M6-1(I) AND ARROWDET-2.
3. "ROUNDABOUT" SIGN -- FOR ARROWHEAD DIMENSIONS REFER TO STANDARD ARROW DETAILS IN APPENDIX-ARROWS SECTION FROM FHWA'S STANDARD HIGHWAY SIGNS BOOK-APPENDIX (SCALE DOWN DETAILS FOR ARROWHEAD DIMENSIONS).
3. FOR MAST ARM USE ONLY.

SIGN SIZE	DIMENSIONS (INCHES)											
	A	B	C	D	E	F	G	H	J	K	L	M
MIN (1-2 DIGIT) M6-1	78	36	1/2	15	8/6C	2-1/2	2-5/8	2	8/6C	7-1/4	1-1/4	1-1/4
MIN (1-2 DIGIT) ARROWDET-2	78	36	1/2	15	8/6C	2-7/16	2-1/2	2	8/6C	7-1/4	1-1/4	1-1/4
MIN (1-2 DIGIT) ROUNDABOUT	78	36	1/2	15	8/6C	1-11/16	2-5/8	2	8/6C	7-1/4	1-1/4	1-1/4
MIN (3 DIGIT) M6-1	78	36	1/2	15	8/6B	2-1/2	2-5/8	2	8/6C	7-1/4	1-1/4	1-1/4
MIN (3 DIGIT) ARROWDET-2	78	36	1/2	15	8/6B	2-7/16	2-1/2	2	8/6C	7-1/4	1-1/4	1-1/4
MIN (3 DIGIT) ROUNDABOUT	78	36	1/2	15	8/6C	1-11/16	2-5/8	2	8/6C	7-1/4	1-1/4	1-1/4
EXPWY (1-2 DIGIT) M6-1(I)	108	48	3/4	18	10/8C	4-3/16	3-3/4	2	8/6C	9	1-1/2	3
EXPWY (1-2 DIGIT) ARROWDET-2	108	48	3/4	18	10/8C	4-1/4	3-1/2	2	8/6C	9	1-1/2	3
EXPWY (1-2 DIGIT) ROUNDABOUT	108	48	3/4	18	10/8C	2-3/4	3-3/4	2	8/6C	9	1-1/2	3
EXPWY (3 DIGIT) M6-1(I)	108	48	3/4	18	10/8B	4-3/16	3-3/4	2	8/6C	9	1-1/2	3
EXPWY (3 DIGIT) ARROWDET-2	108	48	3/4	18	10/8B	4-1/4	3-1/2	2	8/6C	9	1-1/2	3
EXPWY (3 DIGIT) ROUNDABOUT	108	48	3/4	18	10/8B	2-3/4	3-3/4	2	8/6C	9	1-1/2	3

SIGN SIZE	DIMENSIONS (INCHES)											
	N	P	Q	R	S	T	U	V	W	X	Y	Z
MIN (1-2 DIGIT) M6-1	12D	27-1/2	22	1-7/8	--	--	--	--	--	--	--	--
MIN (1-2 DIGIT) ARROWDET-2	12D	27-1/2	22	1-7/8	--	--	--	--	--	--	--	--
MIN (1-2 DIGIT) ROUNDABOUT	12D	27-1/2	22	1-7/8	3-3/4	4-7/8	1-3/4	7-1/2	1-7/8	1-1/4	3/4	3-3/4
MIN (3 DIGIT) M6-1	12D	24-1/2	28	1-7/8	--	--	--	--	--	--	--	--
MIN (3 DIGIT) ARROWDET-2	12D	24-1/2	28	1-7/8	--	--	--	--	--	--	--	--
MIN (3 DIGIT) ROUNDABOUT	12D	24-1/2	28	1-7/8	3-3/4	4-7/8	1-3/4	7-1/2	1-7/8	1-1/4	3/4	3-3/4
EXPWY (1-2 DIGIT) M6-1(I)	18D	36-3/4	33	1-7/8	--	--	--	--	--	--	--	--
EXPWY (1-2 DIGIT) ARROWDET-2	18D	36-3/4	33	1-7/8	--	--	--	--	--	--	--	--
EXPWY (1-2 DIGIT) ROUNDABOUT	18D	36-3/4	33	1-7/8	5-5/8	7-5/16	2-5/8	11-1/4	2-13/16	1-7/8	1-1/8	5-7/8
EXPWY (3 DIGIT) M6-1(I)	18D	30-3/4	45	1-7/8	--	--	--	--	--	--	--	--
EXPWY (3 DIGIT) ARROWDET-2	18D	30-3/4	45	1-7/8	--	--	--	--	--	--	--	--
EXPWY (3 DIGIT) ROUNDABOUT	18D	30-3/4	45	1-7/8	5-5/8	7-5/16	2-5/8	11-1/4	2-13/16	1-7/8	1-1/8	5-7/8

REFERENCES

MdMUTCD SECTION - 2D.10, 2D.11, 2D.27, 2D.30

COLORS

LEGEND
 TOP - WHITE
 BOTTOM - BLACK

BACKGROUND
 TOP - GREEN
 BOTTOM - WHITE

APPROVED Tom Hicks (signature on file)
 DIRECTOR - OFFICE OF TRAFFIC AND SAFETY



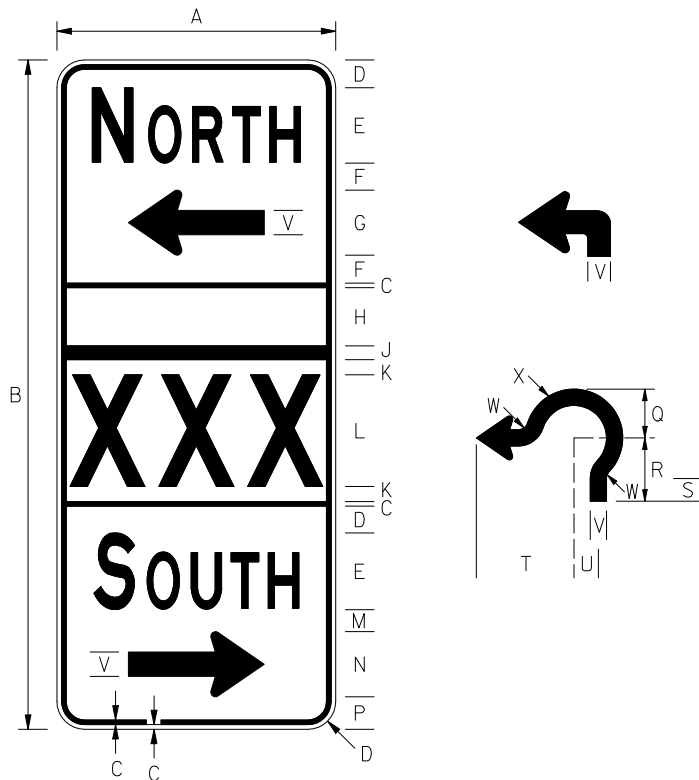
APPROVAL • SHA REVISIONS	APPROVAL • FEDERAL HIGHWAY ADMINISTRATION
APPROVAL 03/02/2009	APPROVAL
REVISED	REVISED
REVISED	REVISED
REVISED	REVISED

Maryland Department of Transportation
STATE HIGHWAY ADMINISTRATION
 MARYLAND STANDARD HIGHWAY SIGNS

INTERSECTION DUAL DIRECTIONAL - ROAD NAME

SIGN NUMBER

M1-5(4)



NOTES:

1. ARROWDET-2 AND ROUNDABOUT ARROW FOR LEFT SIDE USE ONLY.
2. "M6-1" AND "ARROWDET-2" SIGN -- FOR ARROW DIMENSIONS AND DETAILS REFER TO M6-1, M6-1(I) AND ARROWDET-2.
3. "ROUNDABOUT" SIGN -- FOR ARROWHEAD DIMENSIONS REFER TO STANDARD ARROW DETAILS IN APPENDIX-ARROWS SECTION FROM FHWA'S STANDARD HIGHWAY SIGNS BOOK-APPENDIX (SCALE DOWN DETAILS FOR ARROWHEAD DIMENSIONS).

* IF NUMERALS DO NOT FIT USING 'D' SERIES, 'C' SERIES MAY BE USED

** 12D CAN BE USED IF THE NUMBER HAS A "1"

SIGN SIZE	DIMENSIONS (INCHES)										
	A	B	C	D	E	F	G	H	J	K	L
STD (1-2 DIGIT) M6-1	24	72	1/2	3	8/6B	3	7	6-1/4	1-1/2	1-5/8	12D*
STD (1-2 DIGIT) ARROWDET-2	24	72	1/2	3	8/6B	2-15/16	7-1/8	6-1/4	1-1/2	1-5/8	12D*
STD (1-2 DIGIT) ROUNDABOUT	24	72	1/2	3	8/6B	2-3/16	8-5/8	6-1/4	1-1/2	1-5/8	12D*
STD (3 DIGIT) M6-1	30	72	1/2	3	8/6C	3	7	6-1/4	1-1/2	1-5/8	12C**
STD (3 DIGIT) ARROWDET-2	30	72	1/2	3	8/6C	2-15/16	7-1/8	6-1/4	1-1/2	1-5/8	12C**
STD (3 DIGIT) ROUNDABOUT	30	72	1/2	3	8/6C	2-3/16	8-5/8	6-1/4	1-1/2	1-5/8	12C**

SIGN SIZE	DIMENSIONS (INCHES)										
	M	N	P	Q	R	S	T	U	V	W	X
STD (1-2 DIGIT) M6-1	2-1/2	7	3-1/2	--	--	--	--	--	2-5/8	--	--
STD (1-2 DIGIT) ARROWDET-2	2-1/2	7	3-1/2	--	--	--	--	--	2-5/8	--	--
STD (1-2 DIGIT) ROUNDABOUT	2-1/2	7	3-1/2	3-3/4	4-7/8	1-3/4	7-1/2	1-7/8	1-1/4	3/4	3-3/4
STD (3 DIGIT) M6-1	2-1/2	7	3-1/2	--	--	--	--	--	2-5/8	--	--
STD (3 DIGIT) ARROWDET-2	2-1/2	7	3-1/2	--	--	--	--	--	2-5/8	--	--
STD (3 DIGIT) ROUNDABOUT	2-1/2	7	3-1/2	3-3/4	4-7/8	1-3/4	7-1/2	1-7/8	1-1/4	3/4	3-3/4

REFERENCES

MdMUTCD SECTION - 2D.10, 2D.11, 2D.27, 2D.30

COLORS

LEGEND - BLACK

BACKGROUND - WHITE

APPROVED Tom Hicks (signature on file)
DIRECTOR - OFFICE OF TRAFFIC AND SAFETY

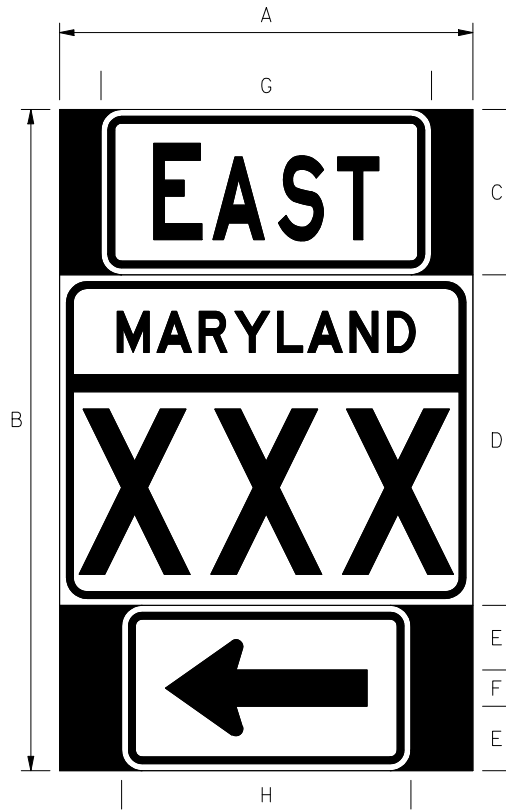


APPROVAL • SHA REVISIONS	APPROVAL • FEDERAL HIGHWAY ADMINISTRATION
APPROVAL 03/02/2009	APPROVAL
REVISED	REVISED
REVISED	REVISED
REVISED	REVISED

Maryland Department of Transportation
STATE HIGHWAY ADMINISTRATION
MARYLAND STANDARD HIGHWAY SIGNS
INTERSECTION DUAL DIRECTIONAL
(LIMITED RIGHT-OF-WAY)

SIGN NUMBER

M1-5(5)



NOTES:

1. FOR ROUTE SHIELD AND AUXILIARIES DIMENSIONS AND DETAILS REFER TO MI-1, MI-4, MI-4(1), MI-5, M3-1, M3-2, M3-3, M3-4 AND M6-1.
2. FOR SIGNAL MOUNTING USE ONLY.

SIGN SIZE	DIMENSIONS (INCHES)							
	A	B	C	D	E	F	G	H
STD (1-2 DIGITS)	24	48	12	24	4-11/16	2-5/8	24	21
STD (3 DIGITS)	30	48	12	24	4-11/16	2-5/8	24	21
EXPWY (1-2 DIGITS)	36	72	15	36	8-5/8	3-3/4	30	30
EXPWY (3 DIGITS)	48	72	15	36	8-5/8	3-3/4	30	30

REFERENCES

MdMUTCD SECTION - 2D.10, 2D.11, 2D.27, 2D.30

COLORS

LEGEND - N/A

BACKGROUND - BLACK

APPROVED Tom Hicks (signature on file)
DIRECTOR - OFFICE OF TRAFFIC AND SAFETY

**Maryland Department of Transportation
STATE HIGHWAY ADMINISTRATION**

MARYLAND STANDARD HIGHWAY SIGNS


ASSOCIATED SHIELD ASSEMBLY



APPROVAL • SHA REVISIONS	APPROVAL • FEDERAL HIGHWAY ADMINISTRATION
APPROVAL 03/02/2009	APPROVAL
REVISED	REVISED
REVISED	REVISED
REVISED	REVISED

SIGN NUMBER

M1-5(6)




M1-6
COUNTY ROUTE

*Optically space numerals and county name about centerline.

A	B	C	D	E	F	G	H	J	K	L	M
18	10.625	.25	4	1.5 D	1.5	6 D	2	5	3.375	2.375	7
24	14.188	.375	5	2 D	2	8 D	3	6.625	5.125	3.125	9.313
30	17.75	.5	6.25	2.5 D	2.5	10 D	3.75	8.25	6.5	3.875	11.625

N	P	Q	R	S
VAR	3.75	3.875	2	5
VAR	5	5.188	2.688	5.313
VAR	6.188	6.5	3.375	6.625

COLORS: LEGEND — YELLOW (RETROREFLECTIVE)
BACKGROUND — BLUE (RETROREFLECTIVE)



M1-8
BICYCLE ROUTE

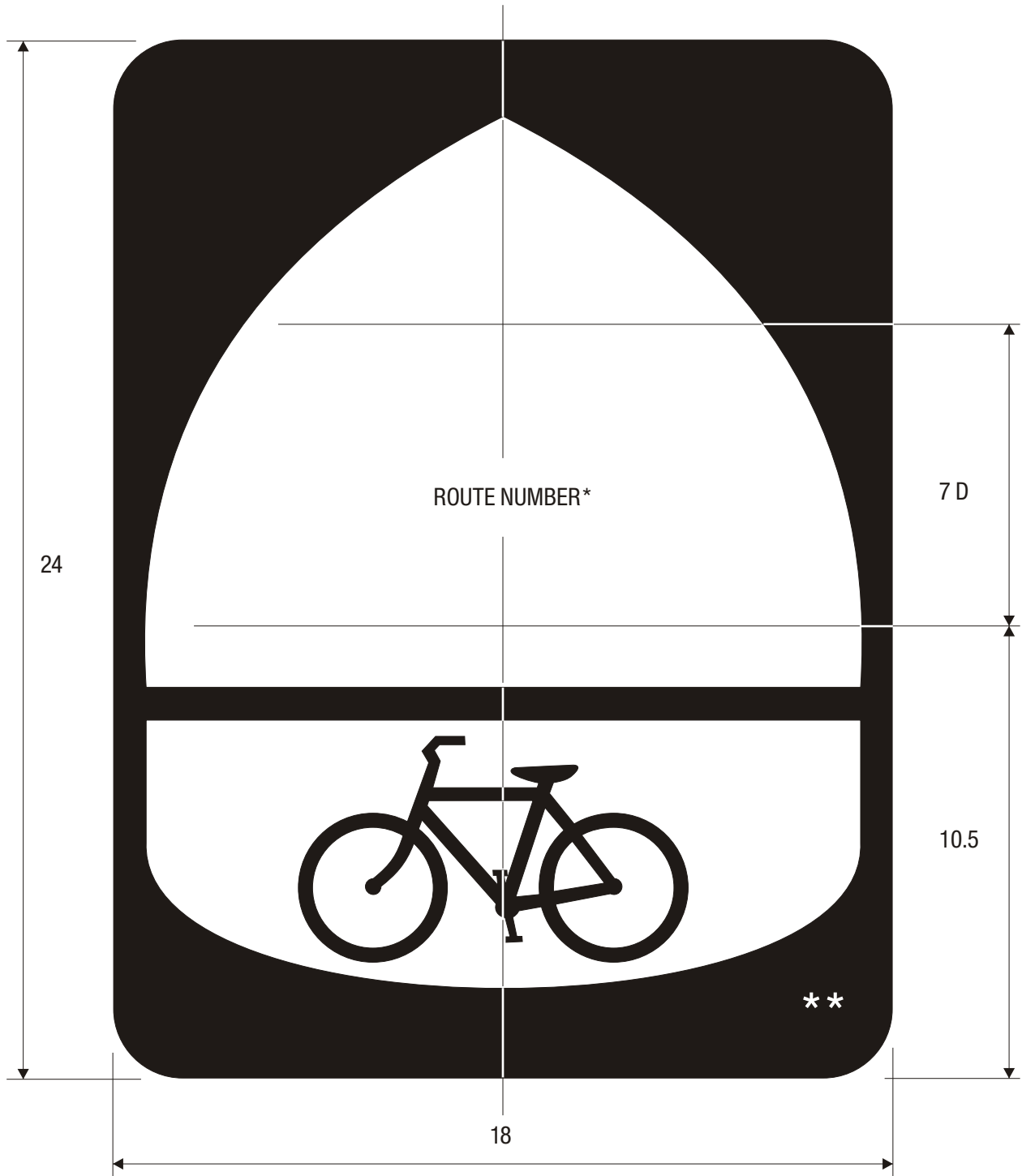
SHA REFERENCES

MdMUTCD SECTION - 9B.20

COLORS: LEGEND & SYMBOL – WHITE (RETROREFLECTIVE)
 INNER BACKGROUND – GREEN (RETROREFLECTIVE)
 OUTER BACKGROUND – WHITE (RETROREFLECTIVE)

*Optically space numerals about centerline.

SHA **FOR SYMBOL DESIGN REFER TO THE APPENDIX-GRID SECTION FROM FHWA'S STANDARD HIGHWAY SIGNS BOOK -APPENDIX SECTION



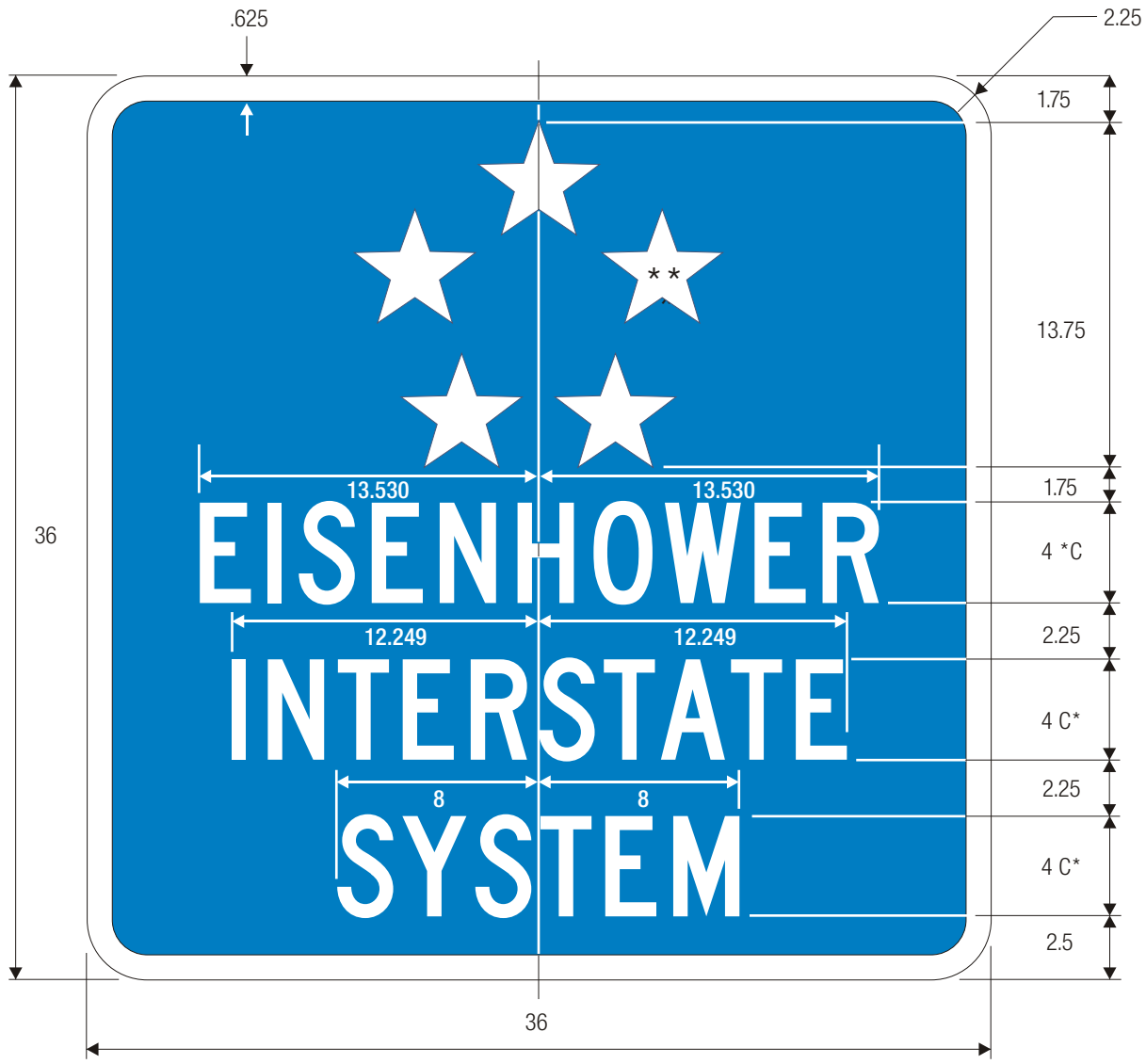
M1-9
BICYCLE ROUTE

*Optically space numerals about centerline.

SHA **FOR SYMBOL DESIGN REFER TO THE APPENDIX-GRID SECTION FROM FHWA'S STANDARD HIGHWAY SIGNS BOOK -APPENDIX SECTION

SHA REFERENCES
MdMUTCD SECTION - 9B.20

COLORS: LEGEND & SYMBOL — BLACK
INNER BACKGROUND — WHITE (RETROREFLECTIVE)
OUTER BACKGROUND — BLACK



M1-10

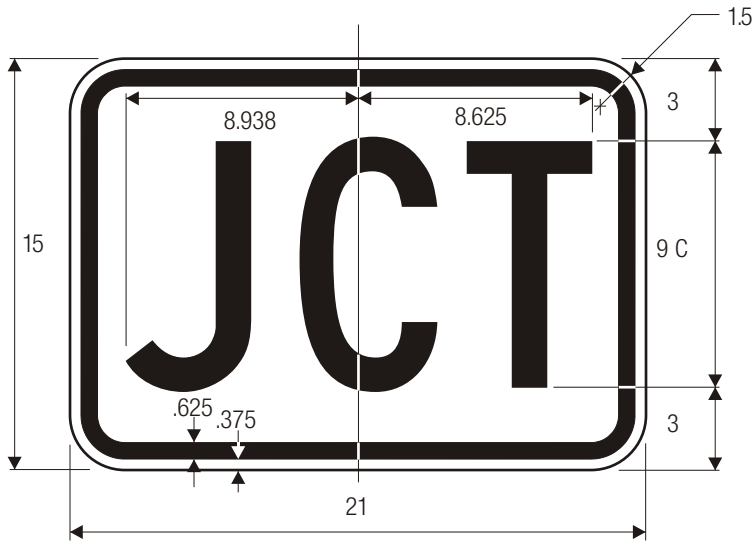
EISENHOWER INTERSTATE SYSTEM

*Series 2000 Standard Alphabets.

SHA **FOR SYMBOL DESIGN REFER TO THE APPENDIX-GRID SECTION FROM FHWA'S STANDARD HIGHWAY SIGNS BOOK -APPENDIX SECTION

SHA REFERENCES
MdMUTCD SECTION - 2E.25

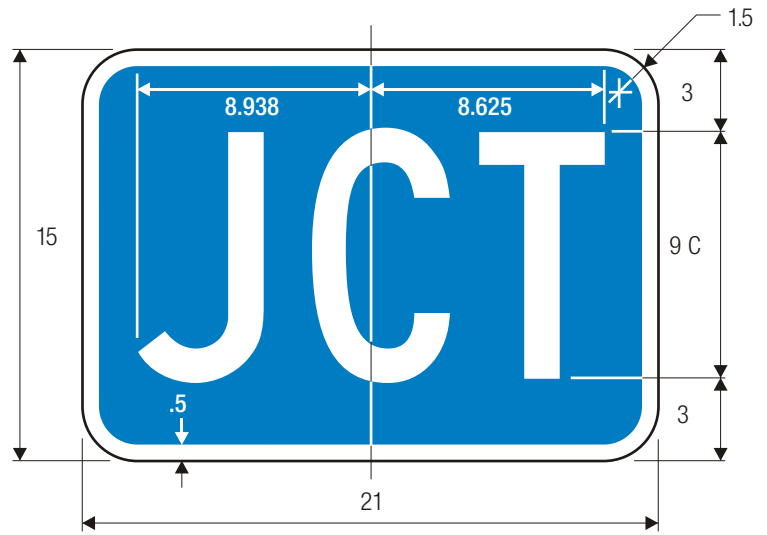
COLORS: LEGEND — WHITE (RETROREFLECTIVE)
BACKGROUND— BLUE (RETROREFLECTIVE)



M2-1

JUNCTION AUXILIARY

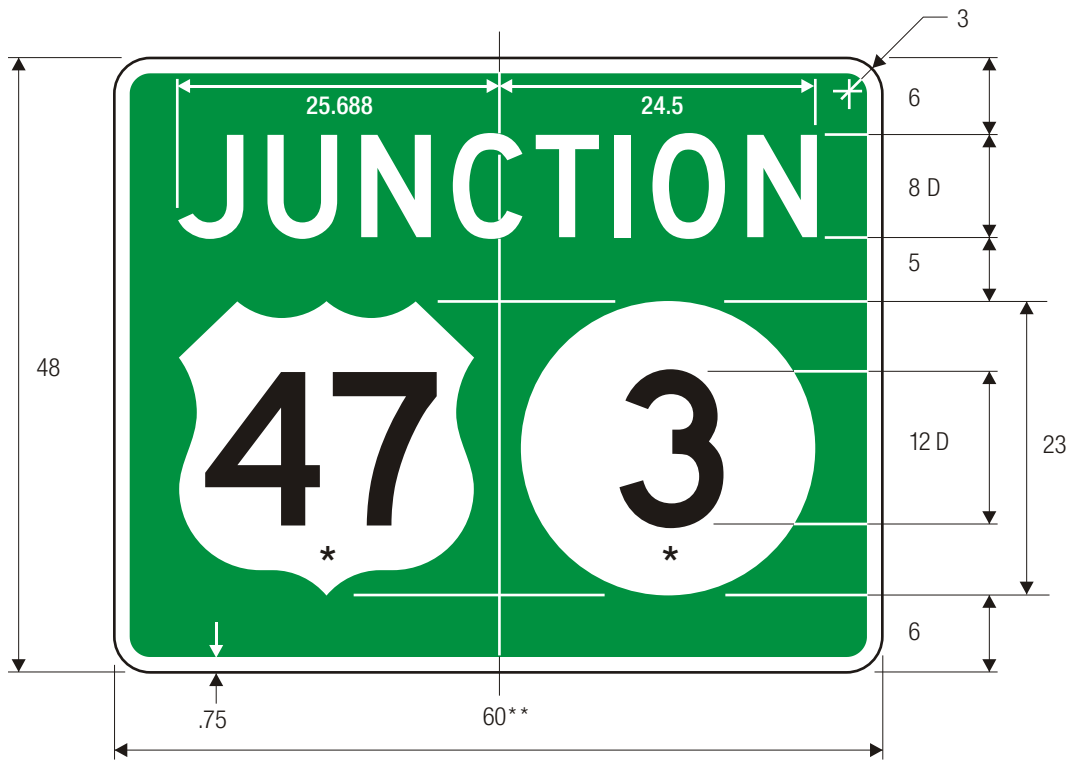
COLORS: LEGEND — BLACK
BACKGROUND — WHITE (RETROREFLECTIVE)



M2-1 (Interstate)

JUNCTION AUXILIARY

COLORS: LEGEND — WHITE (RETROREFLECTIVE)
BACKGROUND — BLUE (RETROREFLECTIVE)




M2-2

COMBINATION JUNCTION

*Use standard shield designs.
**Increase width where more than two shields are used.

COLORS: BORDER & SHIELD — WHITE (RETROREFLECTIVE)
LEGEND LINE 1 — WHITE (RETROREFLECTIVE)
LEGEND LINE 2 — BLACK
BACKGROUND — GREEN (RETROREFLECTIVE)



M3-1

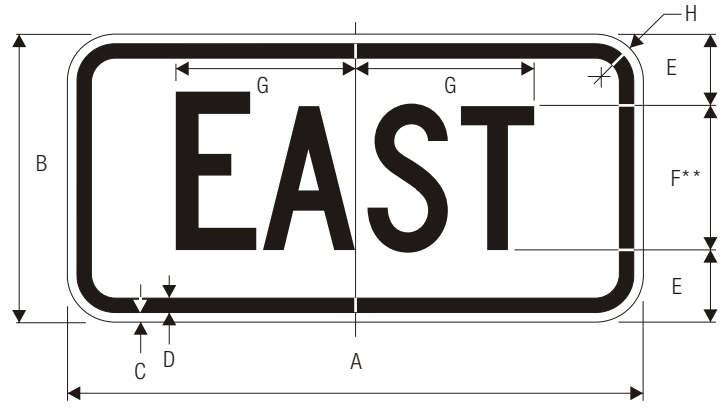
CARDINAL DIRECTION AUXILIARY

A	B	C	D
24	12	.375	.625
30	15	.5	.75

E	F	G	H
3	6 C	10.207	1.5
3.5	8 C	12.389	1.875

*Reduce to fit for 30" size.
**Make first letter 10% larger.

COLORS: LEGEND —BLACK
BACKGROUND —WHITE (RETROREFLECTIVE)

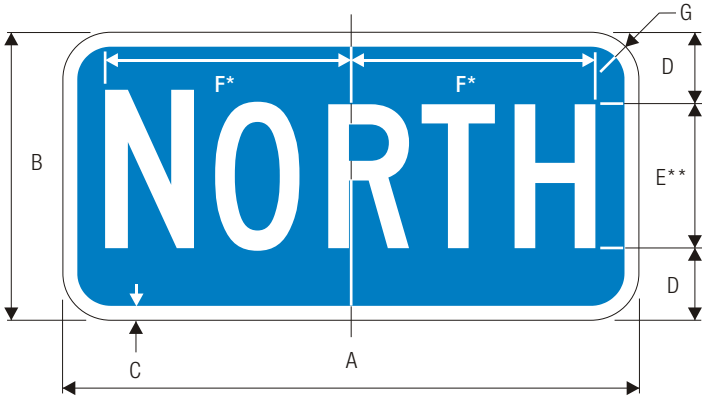


M3-2

CARDINAL DIRECTION AUXILIARY

A	B	C	D
24	12	.375	.625
30	15	.5	.75

E	F	G	H
3	6 C	7.445	1.5
3.5	8 C	9.947	1.875



M3-1 (INTERSTATE)

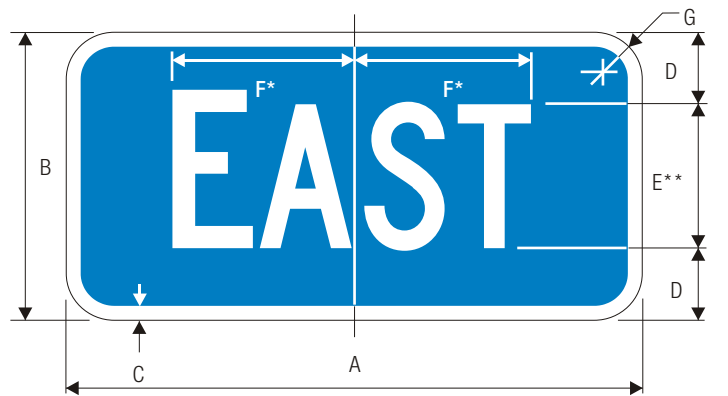
CARDINAL DIRECTION AUXILIARY

A	B	C	D
24	12	.5	3
30	15	.75	3.5

E	F	G
6 C	10.207	1.5
8 C	12.389	1.875

*Reduce to fit for 30" size.
**Make first letter 10% larger.

COLORS: LEGEND —WHITE (RETROREFLECTIVE)
BACKGROUND —BLUE (RETROREFLECTIVE)

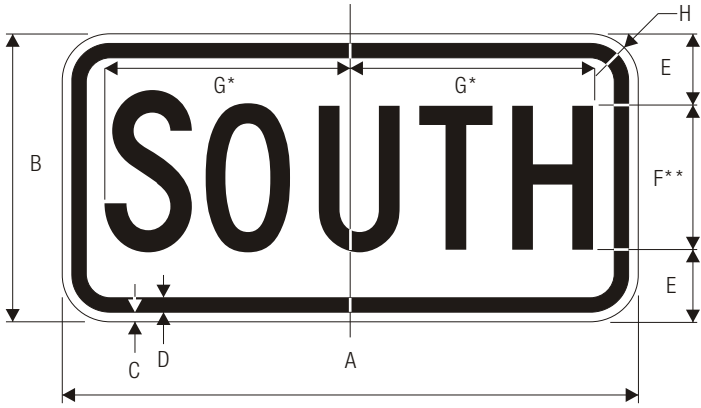


M3-2 (INTERSTATE)

CARDINAL DIRECTION AUXILIARY

A	B	C	D
24	12	.5	3
30	15	.75	3.5

E	F	G
6 C	7.445	1.5
8 C	9.947	1.875

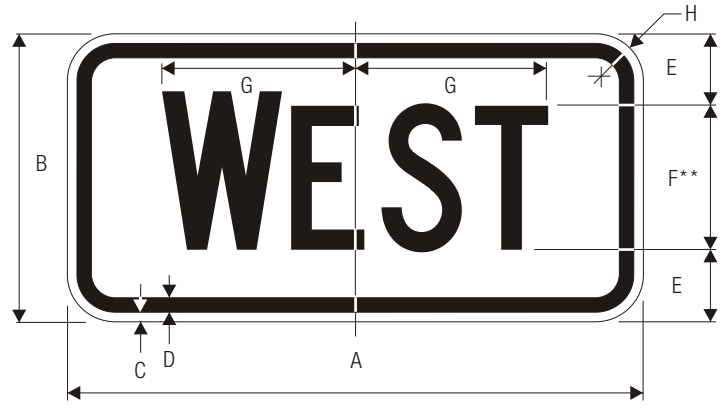


M3-3
CARDINAL DIRECTION AUXILIARY

A	B	C	D
24	12	.375	.625
30	15	.5	.75
E	F	G	H
3	6 C	10.207	1.5
3.5	8 C	12.729	1.875

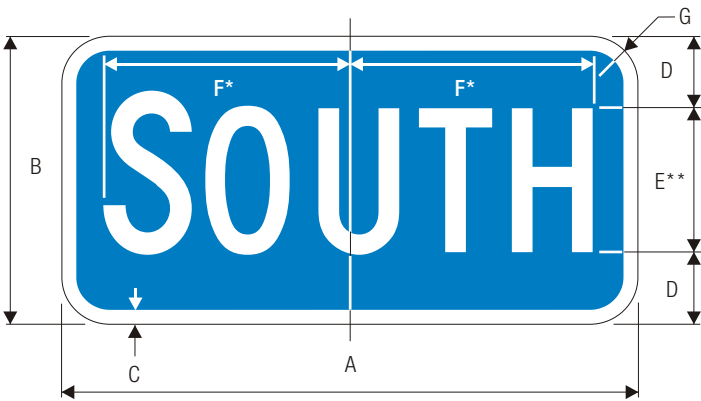
*Reduce to fit for 30" size.
**Make first letter 10% larger.

COLORS: LEGEND —BLACK
BACKGROUND —WHITE (RETROREFLECTIVE)



M3-4
CARDINAL DIRECTION AUXILIARY

A	B	C	D
24	12	.375	.625
30	15	.5	.75
E	F	G	H
75	6 C	8.046	1.5
87.5	8 C	10.728	1.875

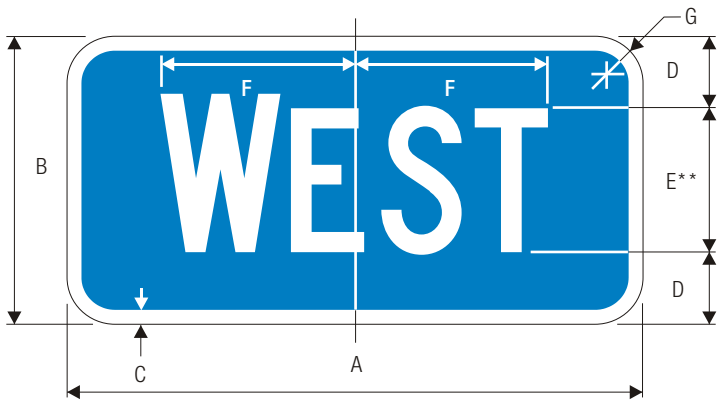


M3-3 (INTERSTATE)
CARDINAL DIRECTION AUXILIARY

A	B	C	D
24	12	.5	3
30	15	.75	3.5
E	F	G	
6 C	10.207	1.5	
8 C	12.729	1.875	

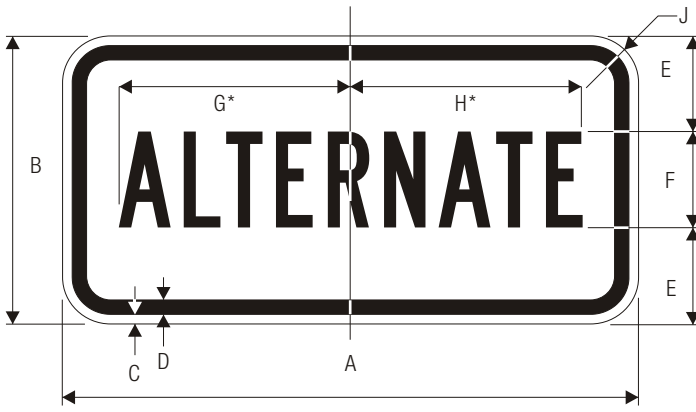
*Reduce to fit for 30" mm size.
**Make first letter 10% larger.

COLORS: LEGEND —WHITE (RETROREFLECTIVE)
BACKGROUND —BLUE (RETROREFLECTIVE)



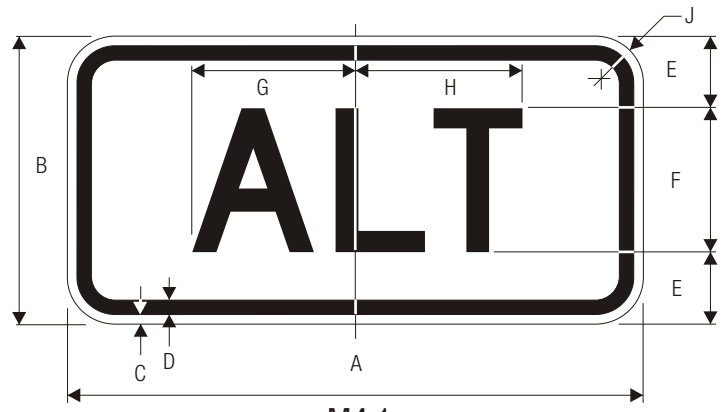
M3-4 (INTERSTATE)
CARDINAL DIRECTION AUXILIARY

A	B	C	D
24	12	.5	3
30	15	.75	3.5
E	F	G	
6 C	8.046	1.5	
8 C	10.728	1.875	



M4-1

ALTERNATE AUXILIARY



M4-1a

ALTERNATE AUXILIARY

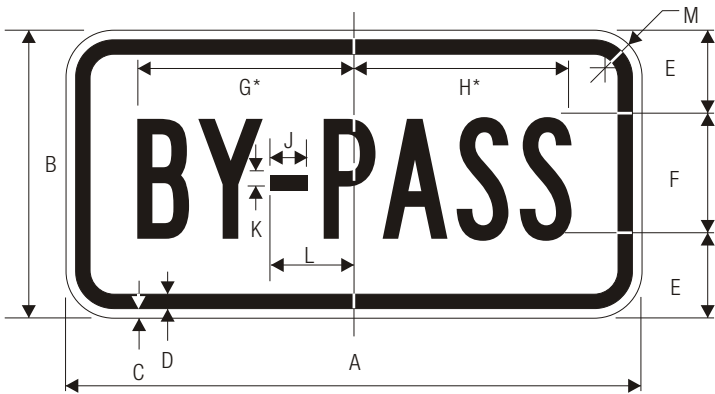
SHA
SIGN
SHALL
NOT BE
USED
ALONG
STATE
OWNED,
OPERATED
AND
MAINTAINED
ROADWAYS.

A	B	C	D	
24	12	.375	.625	
30	15	.375	.625	
E	F	G	H	J
4	4 B	9.688	9.563	1.5
4.5	6 B	12.938	12.813	1.5

A	B	C	D	
24	12	.375	.625	
30	15	.375	.625	
E	F	G	H	J
3	6 D	6.625	7.25	1.5
3.5	8 D	9	9.5	1.5

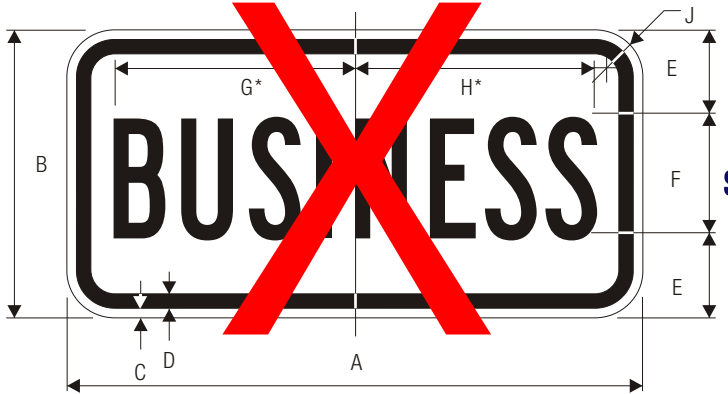
COLORS: LEGEND —BLACK
BACKGROUND —WHITE (RETROREFLECTIVE)

*Reduce spacing 50% for 30" size.



M4-2

BY-PASS AUXILIARY



M4-3


BY-PASS AUXILIARY

A	B	C	D	E	F
24	12	.375	.625	3.5	5 B
30	15	.375	.625	3.875	7 B
G	H	J	K	L	M
9.375	9.625	.75	.625	3.375	1.5
12.25	12.625	1	.875	3.875	1.5

A	B	C	D	
24	12	.375	.625	
30	15	.375	.625	
E	F	G	H	J
3.5	5 B	9.313	9.563	1.5
4	7 B	12.375	12.75	1.5

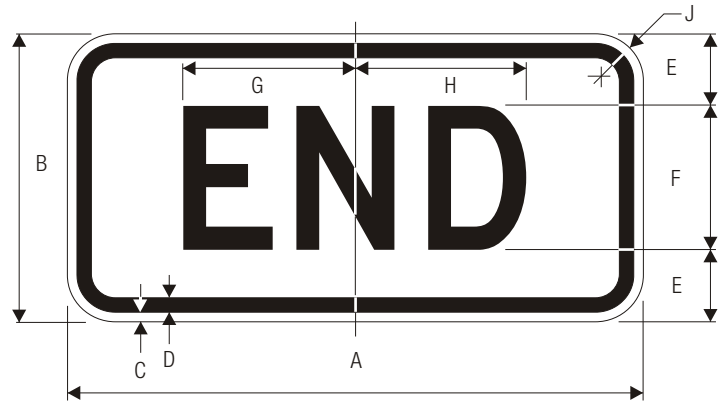
*Reduce spacing 40%.

COLORS: LEGEND —BLACK
BACKGROUND —WHITE (RETROREFLECTIVE)



M4-4
TRUCK AUXILIARY

A	B	C	D
24	12	.375	.625
30	15	.375	.625
E	F	G	H
3	6 C	9.875	1.5
3.5	8 C	12.25	1.5

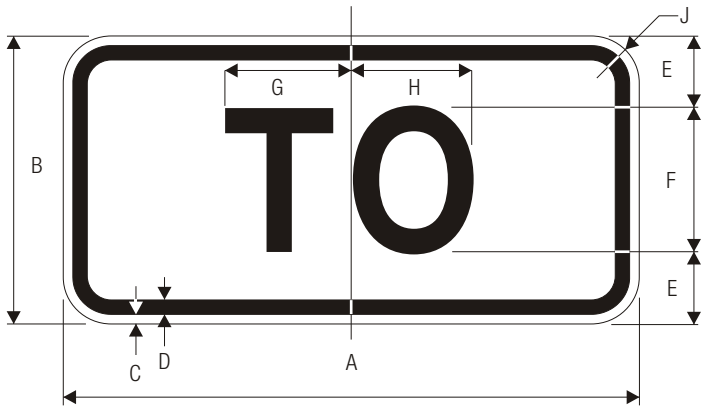


M4-6
END AUXILIARY

A	B	C	D	
24	12	.375	.625	
30	15	.375	.625	
E	F	G	H	J
3	6 D	7	7.25	1.5
3.5	8 D	9.25	9.75	1.5

COLORS: LEGEND —BLACK
BACKGROUND —WHITE (RETROREFLECTIVE)

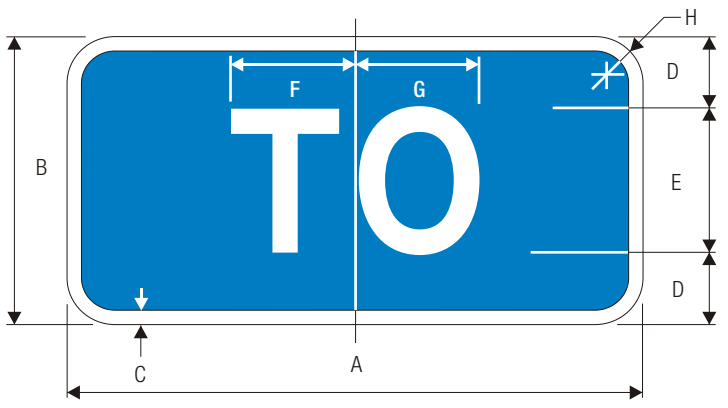
*Reduce spacing 20% for 24" size and 50% for 30" size.



M4-5
TO AUXILIARY

A	B	C	D	
24	12	.375	.625	
30	15	.375	.625	
E	F	G	H	J
3	6 E	5.625	5	1.5
3.5	8 E	7.5	6.625	1.5

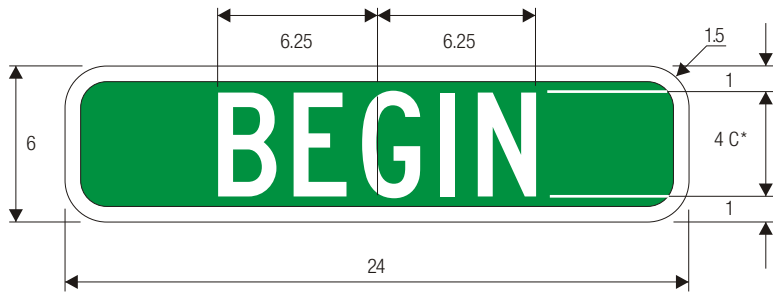
COLORS: LEGEND —BLACK
BACKGROUND —WHITE (RETROREFLECTIVE)



M4-5 (INTERSTATE)
TO AUXILIARY

A	B	C	D
24	12	.5	3
30	15	.5	3.5
E	F	G	H
6 E	5.625	5	1.5
8 E	7.5	6.625	1.5

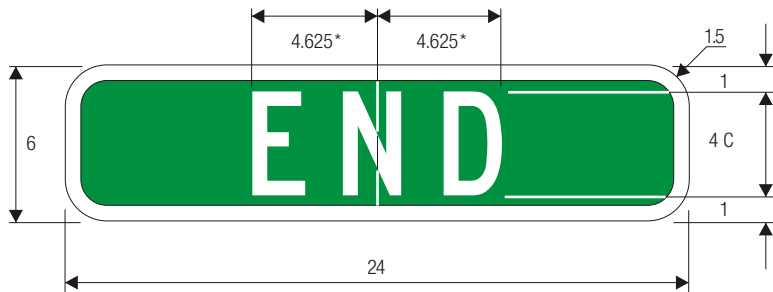
COLORS: LEGEND —WHITE (RETROREFLECTIVE)
BACKGROUND —BLUE (RETROREFLECTIVE)



M4-11

BEGIN AUXILIARY

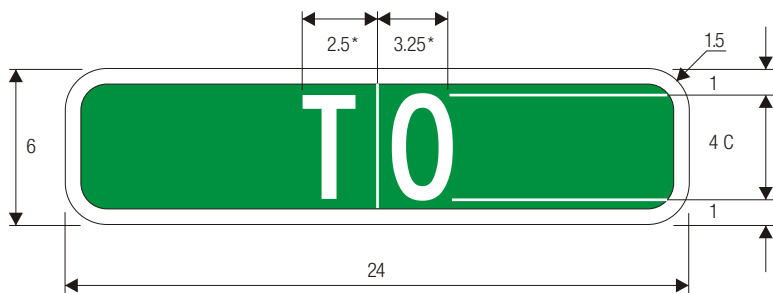
SHA SIGN SHALL NOT BE USED ALONG MDOT OWNED, OPERATED AND MAINTAINED ROADWAYS.



M4-12

END AUXILIARY

SHA SIGN SHALL NOT BE USED ALONG MDOT OWNED, OPERATED AND MAINTAINED ROADWAYS.

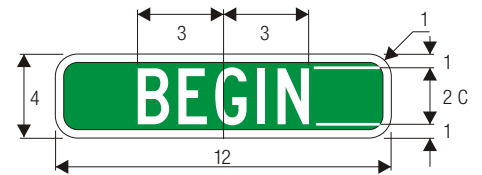


M4-13

TO AUXILIARY

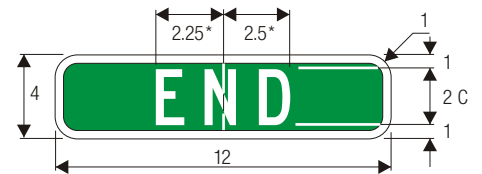
SHA SIGN SHALL NOT BE USED ALONG MDOT OWNED, OPERATED AND MAINTAINED ROADWAYS.

BICYCLE FACILITIES



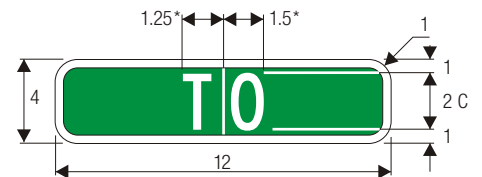
M4-11

SHA REFERENCES
MdMUTCD SECTION - 9B.21



M4-12

SHA REFERENCES
MdMUTCD SECTION - 9B.21

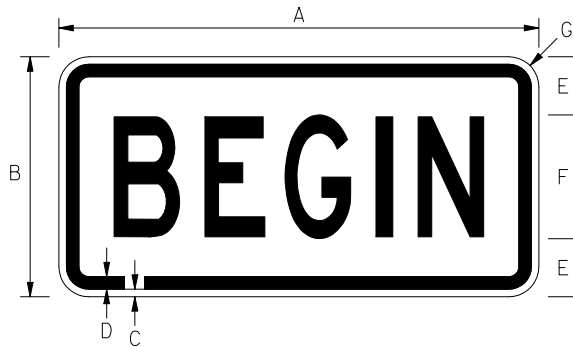


M4-13

SHA REFERENCES
MdMUTCD SECTION - 9B.21

*Increase spacing 100%

COLORS: LEGEND —WHITE (RETROREFLECTIVE)
BACKGROUND —GREEN (RETROREFLECTIVE)



* SPECIAL SIGN SIZE TO BE USED WITH 36" x 36" OR LARGER ROUTE SHIELDS

SIGN SIZE	DIMENSIONS (INCHES)						
	A	B	C	D	E	F	G
STD	24	12	3/8	5/8	3	6C	1-1/2
* SPECIAL	30	15	3/8	5/8	3-1/2	8C	1-1/2

REFERENCES

MdMUTCD SECTION - 2B.24

COLORS

FOR USE WITH MARYLAND AND US "BUSINESS" ROUTE SHIELDS ONLY

LEGEND - GREEN
BACKGROUND - WHITE

FOR USE WITH ALL OTHER MARYLAND AND US ROUTE SHIELDS

LEGEND - BLACK
BACKGROUND - WHITE

APPROVED Tom Hicks (signature on file)
DIRECTOR - OFFICE OF TRAFFIC AND SAFETY

Maryland Department of Transportation
STATE HIGHWAY ADMINISTRATION
MARYLAND STANDARD HIGHWAY SIGNS

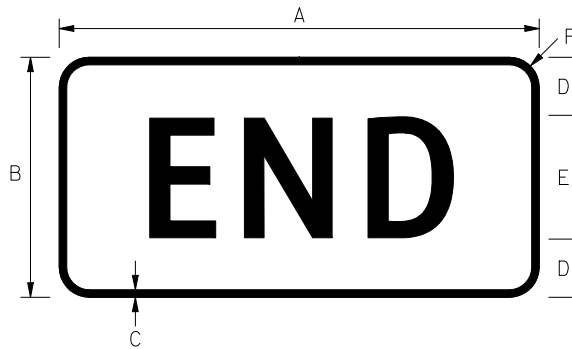


APPROVAL • SHA REVISIONS	APPROVAL • FEDERAL HIGHWAY ADMINISTRATION
APPROVAL 03/02/2009	APPROVAL
REVISED	REVISED
REVISED	REVISED
REVISED	REVISED

BEGIN

SIGN NUMBER

M4-6(1)



* SPECIAL SIGN SIZE TO BE USED WITH 36" x 36" OR LARGER ROUTE SHIELDS
 ** CLEARVIEW TYPE SYSTEM: CLEARVIEWHWY-3-W.

SIGN SIZE	DIMENSIONS (INCHES)					
	A	B	C	D	E	F
STD	24	12	3/8	3	6**	1-1/2
* SPECIAL	30	15	3/8	3-1/2	8**	1-1/2

REFERENCES

MdMUTCD SECTION - 2D.22

COLORS

LEGEND - WHITE
 BACKGROUND - GREEN

APPROVED Tom Hicks (signature on file)
 DIRECTOR - OFFICE OF TRAFFIC AND SAFETY

Maryland Department of Transportation
STATE HIGHWAY ADMINISTRATION
 MARYLAND STANDARD HIGHWAY SIGNS

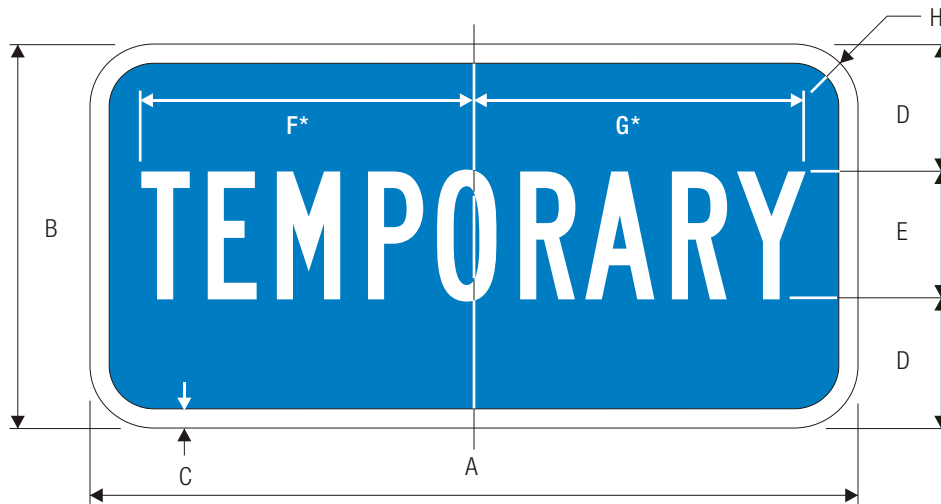


APPROVAL • SHA REVISIONS	APPROVAL • FEDERAL HIGHWAY ADMINISTRATION
APPROVAL 03/02/2009	APPROVAL
REVISED	REVISED
REVISED	REVISED
REVISED	REVISED

END

SIGN NUMBER

M4-6(2)

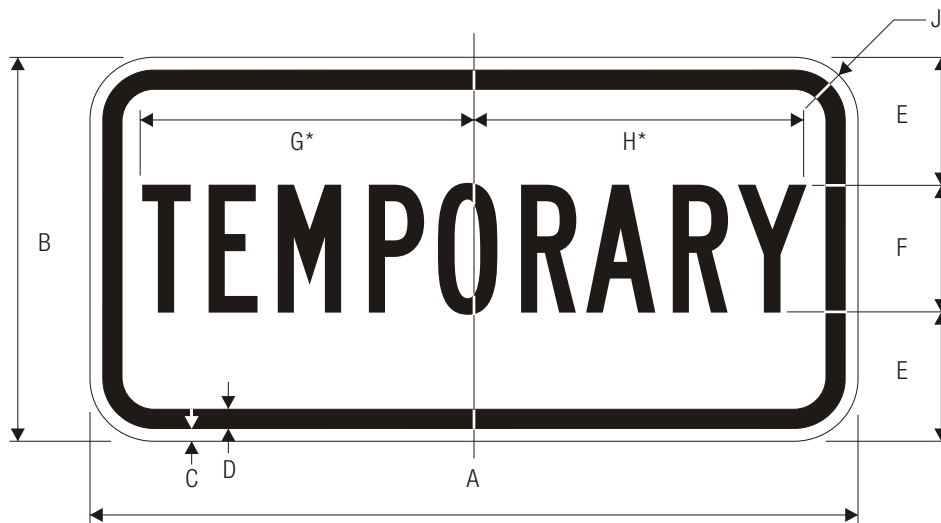


SHA SIGN SHALL NOT BE USED ALONG STATE OWNED, OPERATED AND MAINTAINED ROADWAYS.

M4-7 (INTERSTATE) *Reduce spacing 20%

A	B	C	D	E	F	G	H
24	12	.5	4	4 B	10	10.125	1.5
30	15	.5	5	5 B	12.5	12.688	1.5

COLORS: LEGEND —WHITE (RETROREFLECTIVE)
 BACKGROUND —BLUE (RETROREFLECTIVE)




SHA SIGN SHALL NOT BE USED ALONG STATE OWNED, OPERATED AND MAINTAINED ROADWAYS.

M4-7 *Reduce spacing 40%.

A	B	C	D	E	F	G	H	J
24	12	.375	.625	4	4 B	9.5	9.625	1.5
30	15	.375	.625	5	5 B	11.875	12.063	1.5

COLORS: LEGEND —BLACK
 BACKGROUND —WHITE (RETROREFLECTIVE)



M4-7a (INTERSTATE)

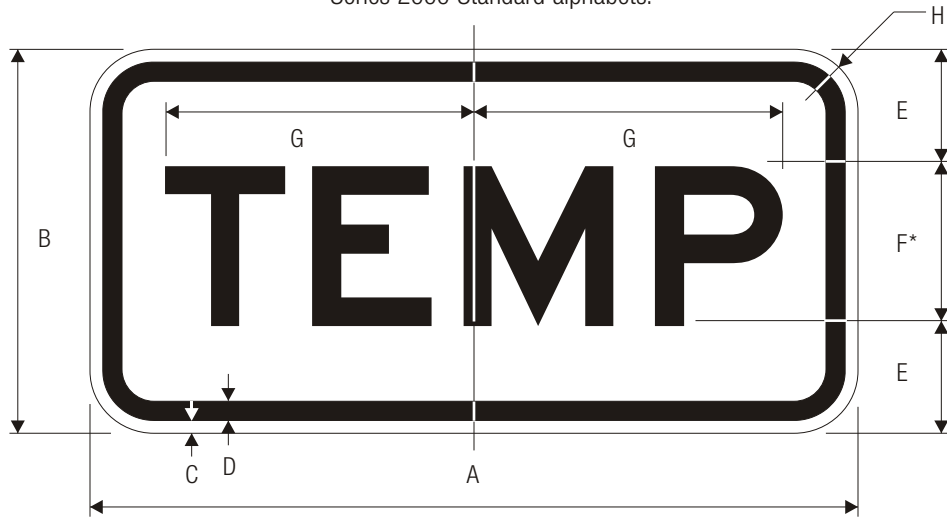
TEMPORARY AUXILIARY

A	B	C	D	E	F	G
24	12	.5	3.5	5 E	9.651	1.5
30	15	.5	4.5	6 E	11.581	1.5

SHA REFERENCES
MdMUTCD SECTION - 2D.22

COLORS: LEGEND —WHITE (RETROREFLECTIVE)
BACKGROUND —BLUE (RETROREFLECTIVE)

*Series 2000 Standard alphabets.



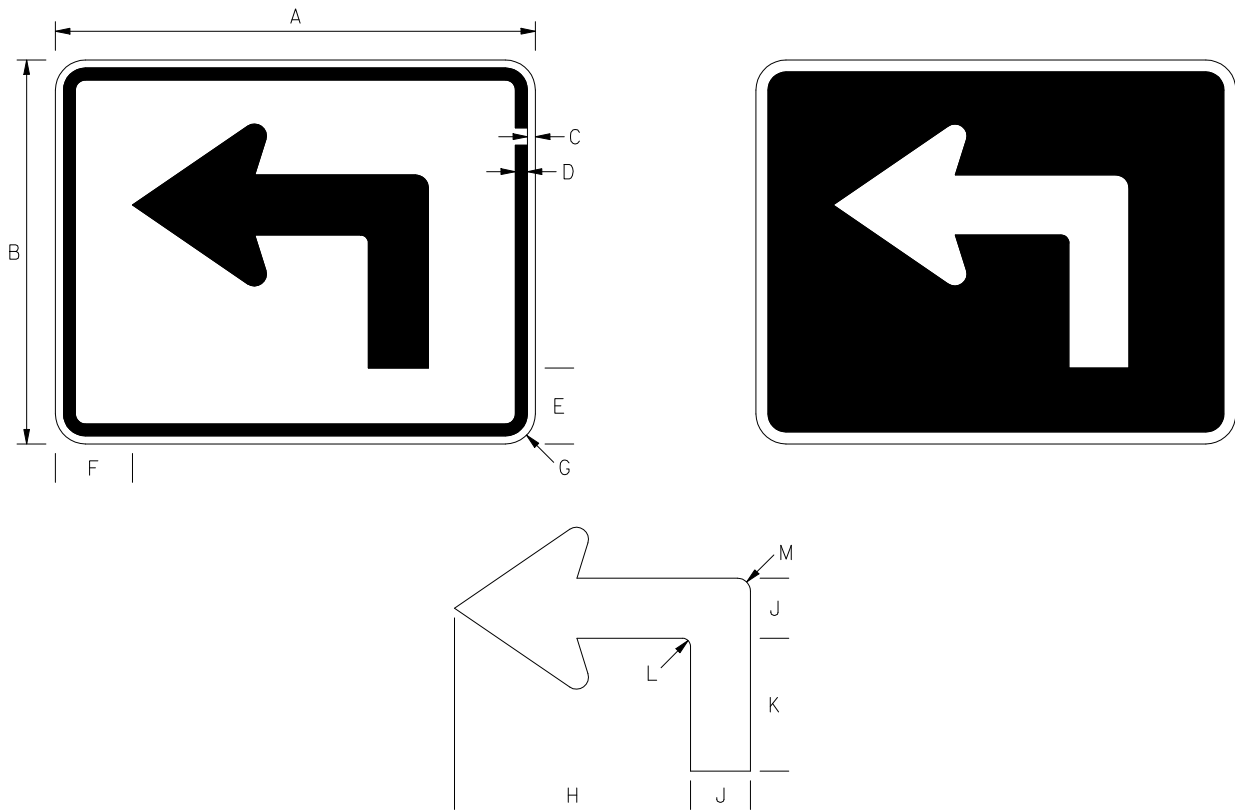
M4-7a

TEMPORARY AUXILIARY

A	B	C	D	E	F	G	H
24	12	.375	.625	3.5	5 E	9.651	1.5
30	15	.375	.625	4.5	6 E	11.581	1.5

SHA REFERENCES
MdMUTCD SECTION - 2D.22

COLORS: LEGEND —BLACK
BACKGROUND —WHITE (RETROREFLECTIVE)



NOTES:

1. SIGN SUPPLEMENTS FEDERAL SIGN M5-1.
2. FOR ARROWHEAD DIMENSIONS REFER TO STANDARD ARROW DETAILS IN APPENDIX-ARROWS SECTION FROM FHWA'S STANDARD HIGHWAY SIGNS BOOK-APPENDIX SECTION.

* SPECIAL SIGN SIZE TO BE USED WITH 36" x 36" OR LARGER ROUTE SHIELDS

SIGN SIZE	DIMENSIONS (INCHES)					
	A	B	C	D	E	F
* SPECIAL	30	24	1/2	3/4	4-3/4	4-13/16

FOR WHITE/BLUE SIGNS ONLY

C	D
0	3/4

SIGN SIZE	DIMENSIONS (INCHES)					
	G	H	J	K	L	M
* SPECIAL	1-7/8	14-3/4	3-3/4	8-5/16	1/2	13/16

REFERENCES

MdMUTCD SECTION - 2D.25, 2D.27, 2D.29, 2D.30

COLORS

FOR USE WITH NON-INTERSTATE SIGNS

LEGEND - BLACK
BACKGROUND - WHITE

FOR USE WITH INTERSTATE SIGNS

LEGEND - WHITE
BACKGROUND - BLUE

APPROVED Tom Hicks (signature on file)
DIRECTOR - OFFICE OF TRAFFIC AND SAFETY

Maryland Department of Transportation
STATE HIGHWAY ADMINISTRATION
MARYLAND STANDARD HIGHWAY SIGNS



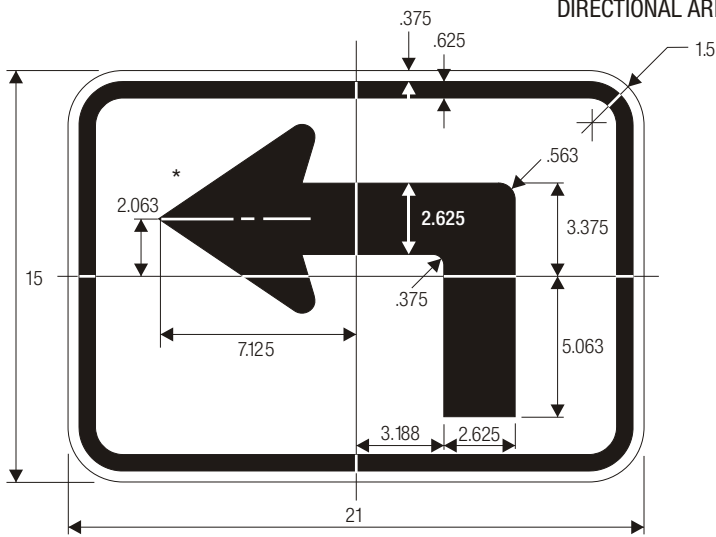
APPROVAL • SHA REVISIONS	APPROVAL • FEDERAL HIGHWAY ADMINISTRATION
APPROVAL 03/02/2009	APPROVAL
REVISED	REVISED
REVISED	REVISED
REVISED	REVISED

ADVANCE TURN ARROW

SIGN NUMBER

M5-1(1)(L&R)

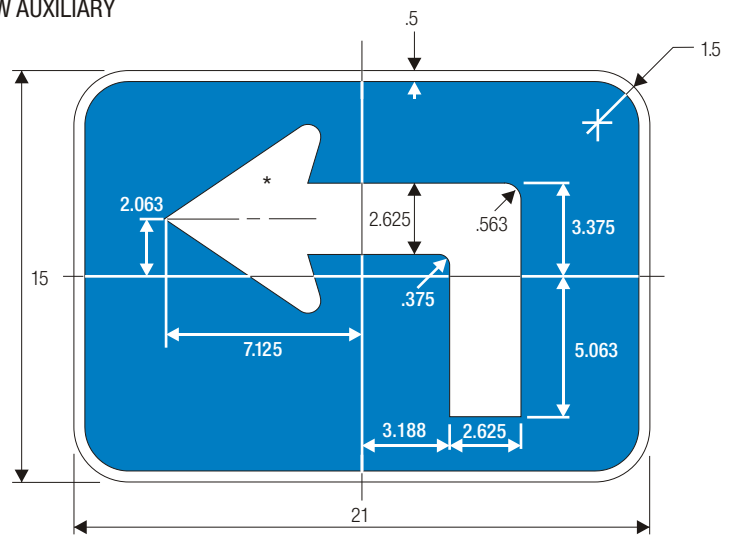
DIRECTIONAL ARROW AUXILIARY



SHA REFERENCES
MdMUTCD SECTION - 2D.25,
2D.27, 2D.29, 2D.30

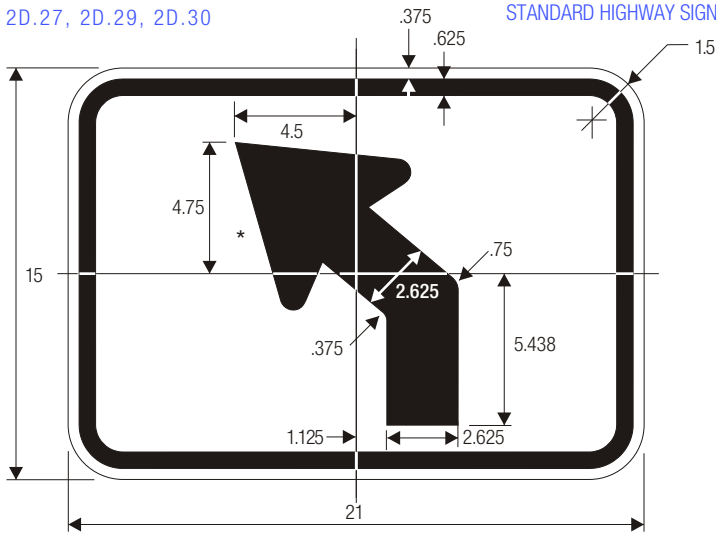
M5-1

SHA *FOR ARROWHEAD DIMENSIONS REFER TO STANDARD ARROW
DETAILS IN APPENDIX-ARROWS SECTION FROM FHWA'S
STANDARD HIGHWAY SIGNS BOOK-APPENDIX SECTION.



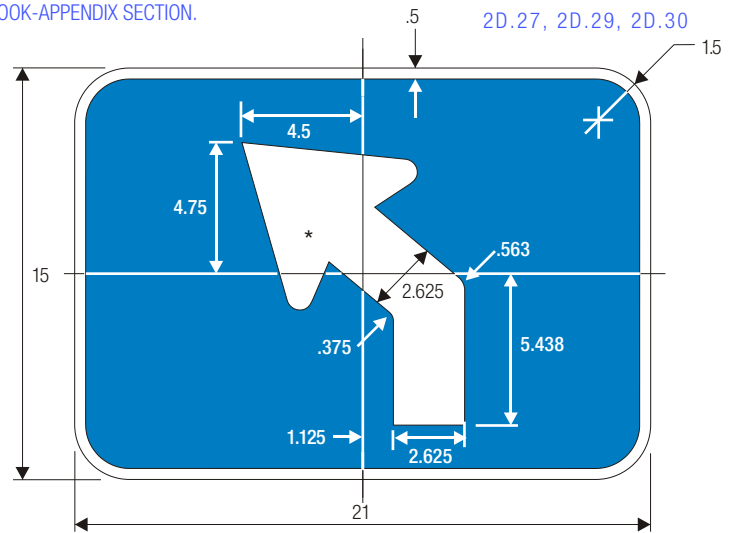
M5-1 (Interstate)

SHA REFERENCES
MdMUTCD SECTION - 2D.25,
2D.27, 2D.29, 2D.30



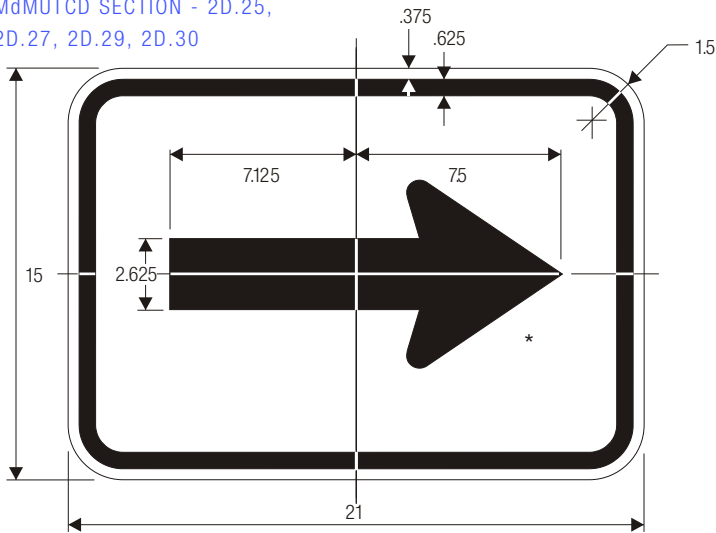
SHA REFERENCES
MdMUTCD SECTION - 2D.25,
2D.27, 2D.29, 2D.30

M5-2



M5-2 (Interstate)

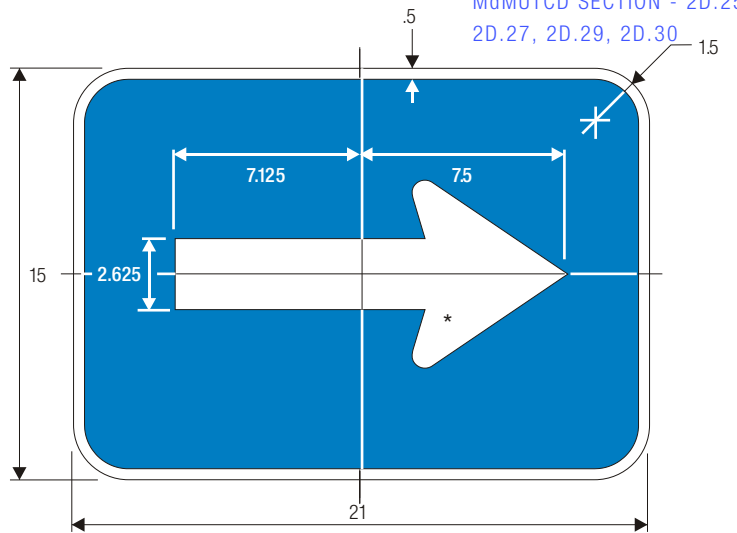
SHA REFERENCES
MdMUTCD SECTION - 2D.25,
2D.27, 2D.29, 2D.30



M6-1

COLORS: LEGEND —BLACK
BACKGROUND —WHITE (RETROREFLECTIVE)

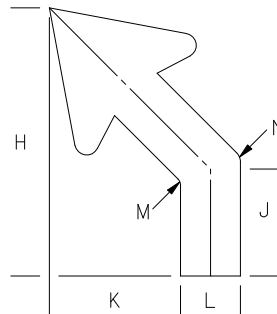

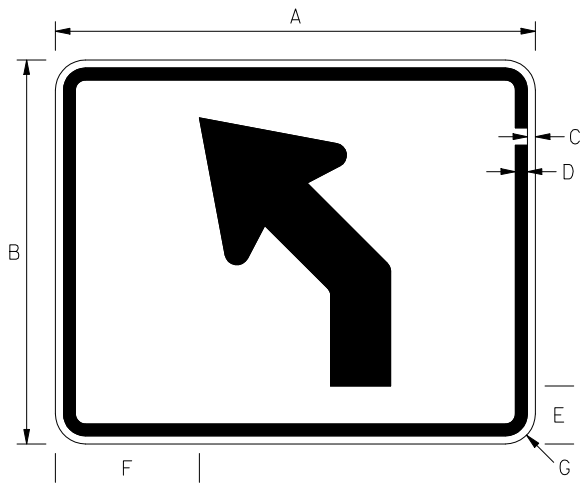
SHA REFERENCES
MdMUTCD SECTION - 2D.26,
2D.27, 2D.29, 2D.30



M6-1 (Interstate)

COLORS: LEGEND —WHITE (RETROREFLECTIVE)
BACKGROUND —BLUE (RETROREFLECTIVE)

SHA REFERENCES
MdMUTCD SECTION - 2D.26,
2D.27, 2D.29, 2D.30



NOTES:

1. SIGN SUPPLEMENTS FEDERAL SIGN M5-2.
2. FOR ARROWHEAD DIMENSIONS REFER TO STANDARD ARROW DETAILS IN APPENDIX-ARROWS SECTION FROM FHWA'S STANDARD HIGHWAY SIGNS BOOK-APPENDIX SECTION.

* SPECIAL SIGN SIZE TO BE USED WITH 36" x 36" OR LARGER ROUTE SHIELDS

SIGN SIZE	DIMENSIONS (INCHES)						
	A	B	C	D	E	F	G
* SPECIAL	30	24	1/2	3/4	3-5/8	9	1-7/8

FOR WHITE/BLUE SIGNS ONLY

C	D
0	3/4

SIGN SIZE	DIMENSIONS (INCHES)					
	H	J	K	L	M	N
* SPECIAL	16.764	6.6876	8.2008	3-3/4	9/16	13/16

REFERENCES

MdMUTCD SECTION - 2D.25, 2D.27, 2D.29, 2D.30

COLORS

FOR USE WITH NON-INTERSTATE SIGNS

LEGEND - BLACK
BACKGROUND - WHITE

FOR USE WITH INTERSTATE SIGNS

LEGEND - WHITE
BACKGROUND - BLUE

APPROVED Tom Hicks (signature on file)
DIRECTOR - OFFICE OF TRAFFIC AND SAFETY

Maryland Department of Transportation
STATE HIGHWAY ADMINISTRATION
MARYLAND STANDARD HIGHWAY SIGNS


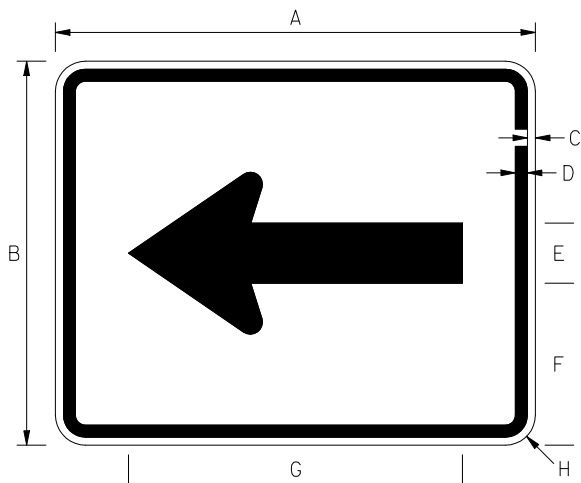


APPROVAL • SHA REVISIONS	APPROVAL • FEDERAL HIGHWAY ADMINISTRATION
APPROVAL 03/02/2009	APPROVAL
REVISED	REVISED
REVISED	REVISED
REVISED	REVISED

ADVANCE TURN ARROW

SIGN NUMBER

M5-2(1)(L&R)



NOTES:

1. SIGN SUPPLEMENTS FEDERAL SIGN M6-1.
2. FOR ARROWHEAD DIMENSIONS REFER TO STANDARD ARROW DETAILS IN APPENDIX-ARROWS SECTION FROM FHWA'S STANDARD HIGHWAY SIGNS BOOK-APPENDIX SECTION.

* SPECIAL SIGN SIZE TO BE USED WITH 36" x 36" OR LARGER ROUTE SHIELDS

SIGN SIZE	DIMENSIONS (INCHES)							
	A	B	C	D	E	F	G	H
* SPECIAL	30	24	1/2	3/4	3-3/4	10-1/8	20-7/8	1-7/8

FOR WHITE/BLUE SIGNS ONLY

C	D
0	3/4

REFERENCES

MdMUTCD SECTION - 2D.25, 2D.27, 2D.29, 2D.30

COLORS

FOR USE WITH NON-INTERSTATE SIGNS

LEGEND - BLACK
BACKGROUND - WHITE

FOR USE WITH INTERSTATE SIGNS

LEGEND - WHITE
BACKGROUND - BLUE

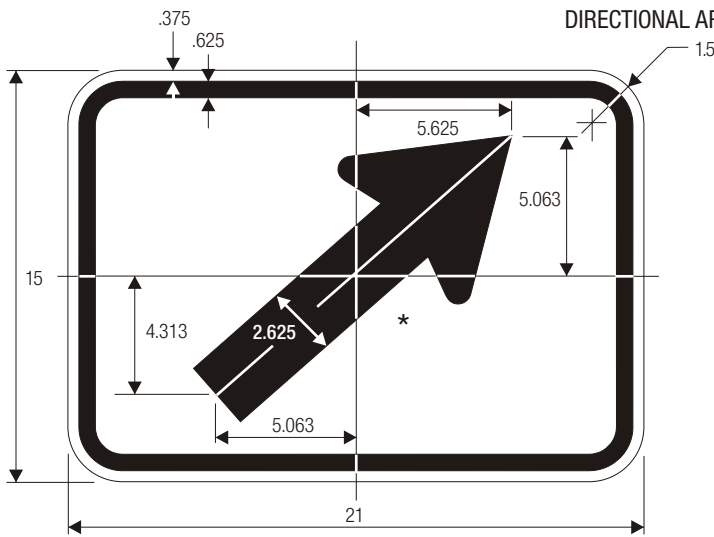
APPROVED <u>Tom Hicks (signature on file)</u> DIRECTOR - OFFICE OF TRAFFIC AND SAFETY	
	APPROVAL • SHA REVISIONS
	APPROVAL 03/02/2009
	REVISED
	REVISED
	REVISED

Maryland Department of Transportation
STATE HIGHWAY ADMINISTRATION
MARYLAND STANDARD HIGHWAY SIGNS

DIRECTIONAL ARROW - HORIZONTAL

SIGN NUMBER

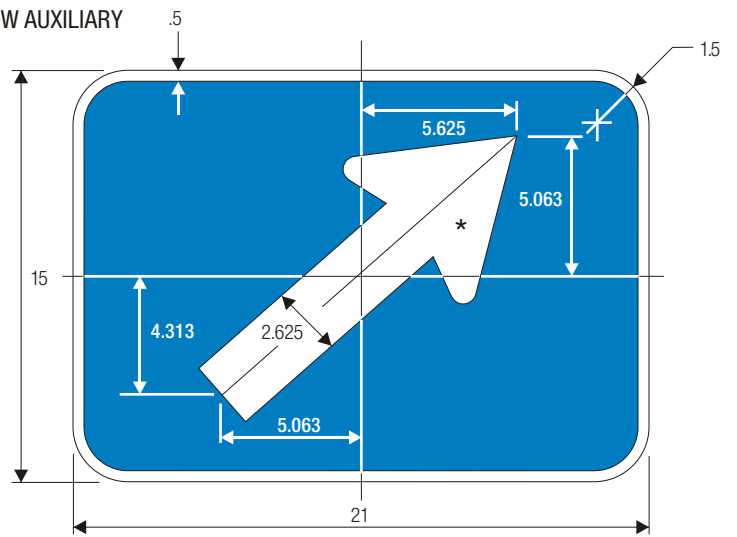
M6-1(1)(L&R)



SHA REFERENCES
MdMUTCD SECTION - 2D.26,
2D.27, 2D.29, 2D.30

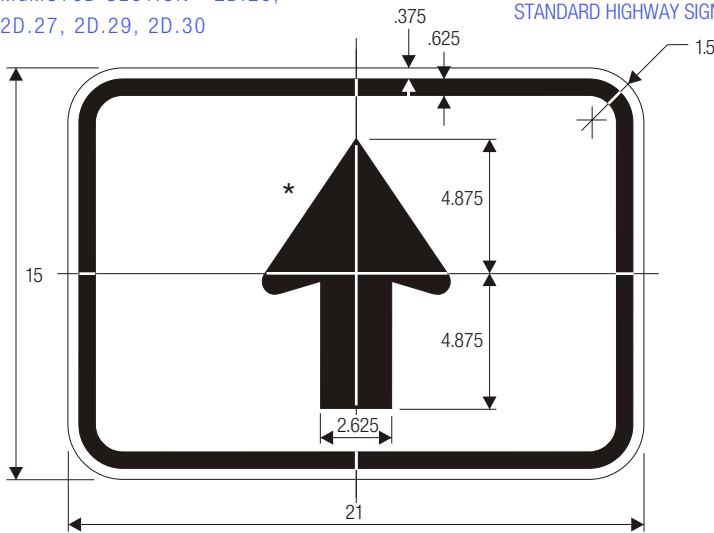
M6-2

SHA *FOR ARROWHEAD DIMENSIONS REFER TO STANDARD ARROW
DETAILS IN APPENDIX-ARROWS SECTION FROM FHWA'S
STANDARD HIGHWAY SIGNS BOOK-APPENDIX SECTION.



M6-2 (Interstate)

SHA REFERENCES
MdMUTCD SECTION - 2D.26,
2D.27, 2D.29, 2D.30

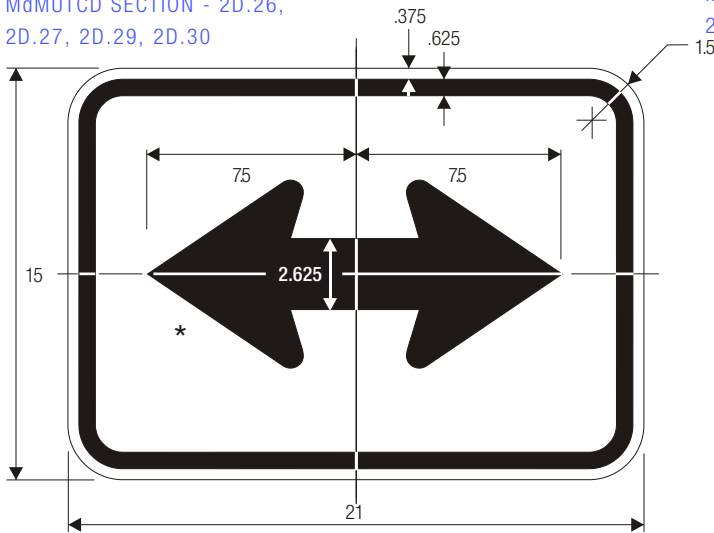
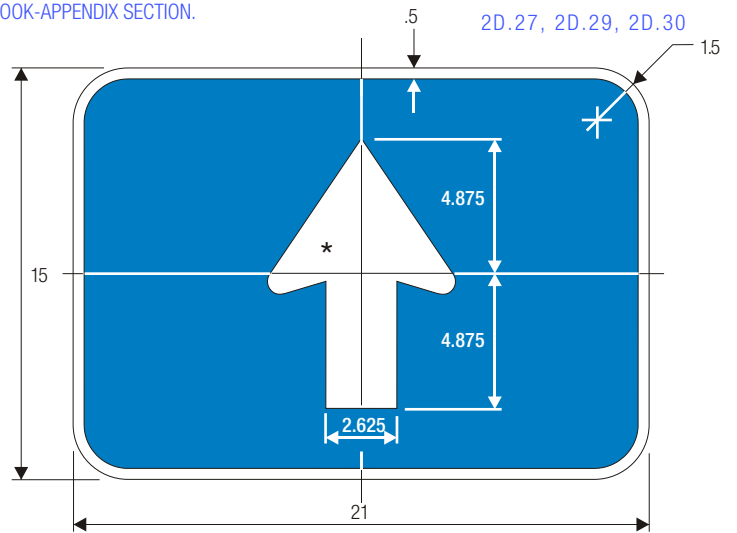


SHA REFERENCES
MdMUTCD SECTION - 2D.26,
2D.27, 2D.29, 2D.30

M6-3

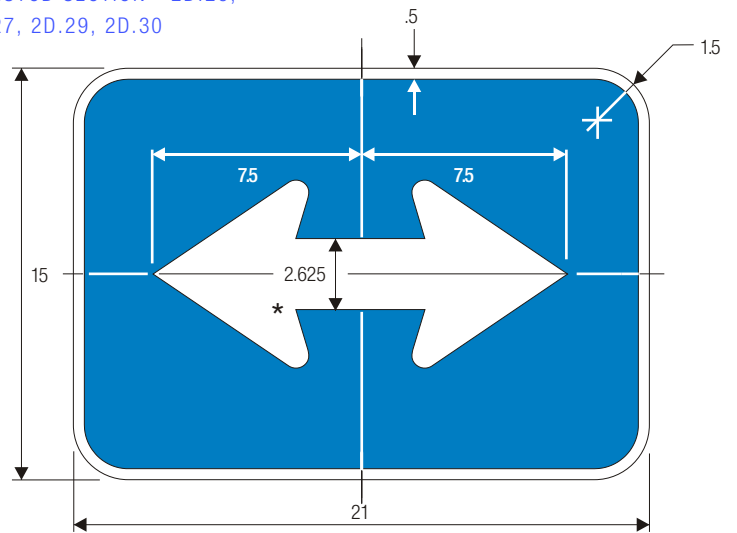
SHA REFERENCES
MdMUTCD SECTION - 2D.26,
2D.27, 2D.29, 2D.30

M6-3 (Interstate)



M6-4

COLORS: LEGEND —BLACK
BACKGROUND —WHITE (RETROREFLECTIVE)

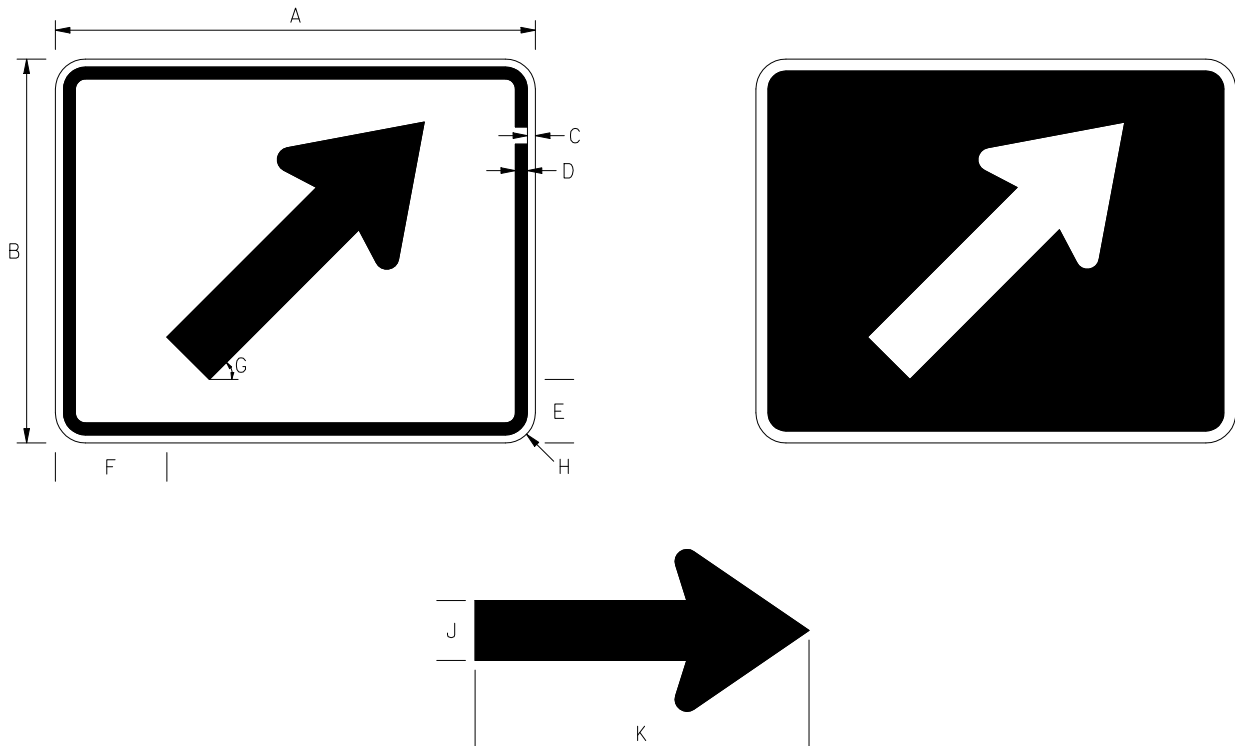


M6-4 (Interstate)

COLORS: LEGEND —WHITE (RETROREFLECTIVE)
BACKGROUND —BLUE (RETROREFLECTIVE)

SHA U0P AUPASSA UVA OOUO OESUPOAUVAVOAY P OOE
UOUUVOO OAT CD VOR OOUUOAY CEUE

SHA REFERENCES
MdMUTCD SECTION - 2D.26,
2D.27, 2D.29, 2D.30



NOTES:

1. SIGN SUPPLEMENTS FEDERAL SIGN M6-2.
2. FOR ARROWHEAD DIMENSIONS REFER TO STANDARD ARROW DETAILS IN APPENDIX-ARROWS SECTION FROM FHWA'S STANDARD HIGHWAY SIGNS BOOK-APPENDIX SECTION.

* SPECIAL SIGN SIZE TO BE USED WITH 36" x 36" OR LARGER ROUTE SHIELDS

SIGN SIZE	DIMENSIONS (INCHES)				
	A	B	C	D	E
* SPECIAL	30	24	1/2	3/4	3-31/32

FOR WHITE/BLUE SIGNS ONLY

C	D
0	3/4

SIGN SIZE	DIMENSIONS (INCHES)				
	F	G	H	J	K
* SPECIAL	6-31/32	45°	1-7/8	3-3/4	20-7/8

REFERENCES

MdMUTCD SECTION - 2D.26, 2D.27, 2D.29, 2D.30

COLORS

FOR USE WITH NON-INTERSTATE SIGNS

LEGEND - BLACK
BACKGROUND - WHITE

FOR USE WITH INTERSTATE SIGNS

LEGEND - WHITE
BACKGROUND - BLUE

APPROVED Tom Hicks (signature on file)
DIRECTOR - OFFICE OF TRAFFIC AND SAFETY

Maryland Department of Transportation
STATE HIGHWAY ADMINISTRATION
MARYLAND STANDARD HIGHWAY SIGNS


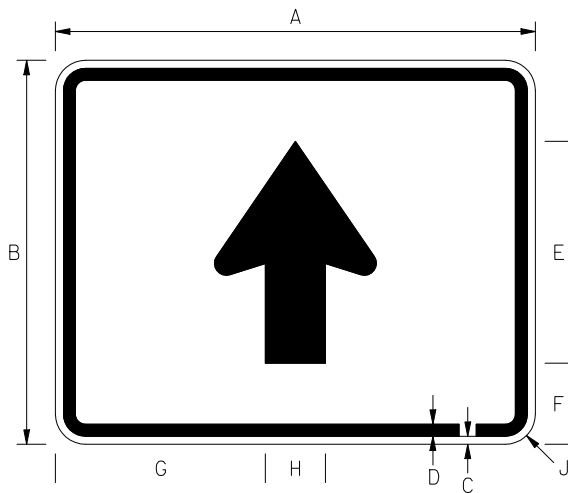


APPROVAL • SHA REVISIONS	APPROVAL • FEDERAL HIGHWAY ADMINISTRATION
APPROVAL 03/02/2009	APPROVAL
REVISED	REVISED
REVISED	REVISED
REVISED	REVISED

DIRECTIONAL ARROW - DIAGONAL

SIGN NUMBER

M6-2(1)(L&R)



NOTES:

1. SIGN SUPPLEMENTS FEDERAL SIGN M6-3.
2. FOR ARROWHEAD DIMENSIONS REFER TO STANDARD ARROW DETAILS IN APPENDIX-ARROWS SECTION FROM FHWA'S STANDARD HIGHWAY SIGNS BOOK-APPENDIX SECTION.

* SPECIAL SIGN SIZE TO BE USED WITH 36" x 36" OR LARGER ROUTE SHIELDS

SIGN SIZE	DIMENSIONS (INCHES)				
	A	B	C	D	E
* SPECIAL	30	24	1/2	3/4	13-7/8

FOR WHITE/BLUE SIGNS ONLY

C	D
0	3/4

SIGN SIZE	DIMENSIONS (INCHES)			
	F	G	H	J
* SPECIAL	5-1/16	13-1/8	3-3/4	1-7/8

REFERENCES

MdMUTCD SECTION - 2D.26, 2D.27, 2D.29, 2D.30

COLORS

FOR USE WITH NON-INTERSTATE SIGNS

LEGEND - BLACK
BACKGROUND - WHITE

FOR USE WITH INTERSTATE SIGNS

LEGEND - WHITE
BACKGROUND - BLUE

APPROVED Tom Hicks (signature on file)
DIRECTOR - OFFICE OF TRAFFIC AND SAFETY

**Maryland Department of Transportation
STATE HIGHWAY ADMINISTRATION**

MARYLAND STANDARD HIGHWAY SIGNS

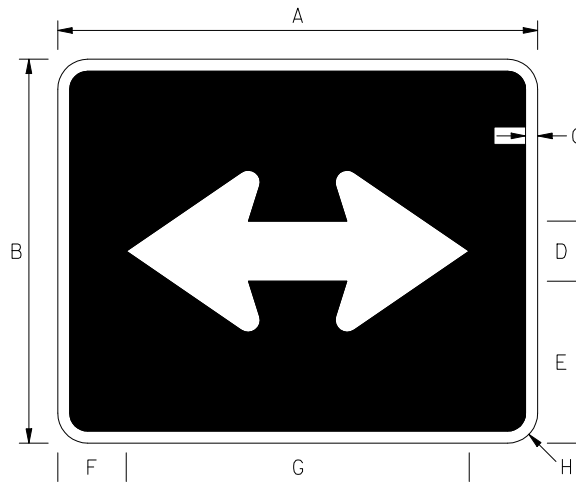
DIRECTIONAL ARROW - VERTICAL



APPROVAL • SHA REVISIONS	APPROVAL • FEDERAL HIGHWAY ADMINISTRATION
APPROVAL 03/02/2009	APPROVAL
REVISED	REVISED
REVISED	REVISED
REVISED	REVISED

SIGN NUMBER

M6-3(1)



NOTES:

1. SIGN SUPPLEMENTS FEDERAL SIGN M6-4.
2. FOR ARROWHEAD DIMENSIONS REFER TO STANDARD ARROW DETAILS IN APPENDIX-ARROWS SECTION FROM FHWA'S STANDARD HIGHWAY SIGNS BOOK-APPENDIX SECTION.

* SPECIAL SIGN SIZE TO BE USED WITH 36" x 36" OR LARGER ROUTE SHIELDS

SIGN SIZE	DIMENSIONS (INCHES)							
	A	B	C	D	E	F	G	H
* SPECIAL	30	24	3/4	3-3/4	10-1/8	4-9/32	21-7/16	1-7/8

REFERENCES

MdMUTCD SECTION - 2D.26, 2D.27, 2D.30

COLORS

LEGEND - WHITE

BACKGROUND - BLUE

APPROVED Tom Hicks (signature on file)
DIRECTOR - OFFICE OF TRAFFIC AND SAFETY

Maryland Department of Transportation
STATE HIGHWAY ADMINISTRATION
MARYLAND STANDARD HIGHWAY SIGNS

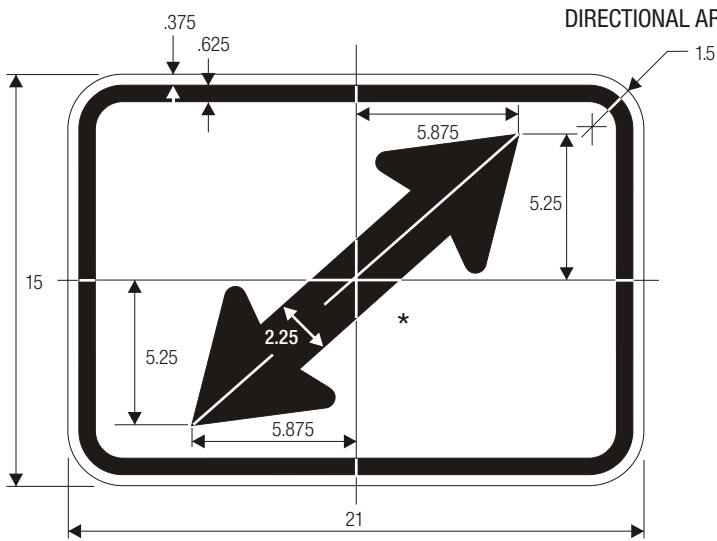


APPROVAL • SHA REVISIONS	APPROVAL • FEDERAL HIGHWAY ADMINISTRATION
APPROVAL 03/02/2009	APPROVAL
REVISED	REVISED
REVISED	REVISED
REVISED	REVISED

DIRECTIONAL ARROW (2) - HORIZONTAL

SIGN NUMBER

M6-4(1)

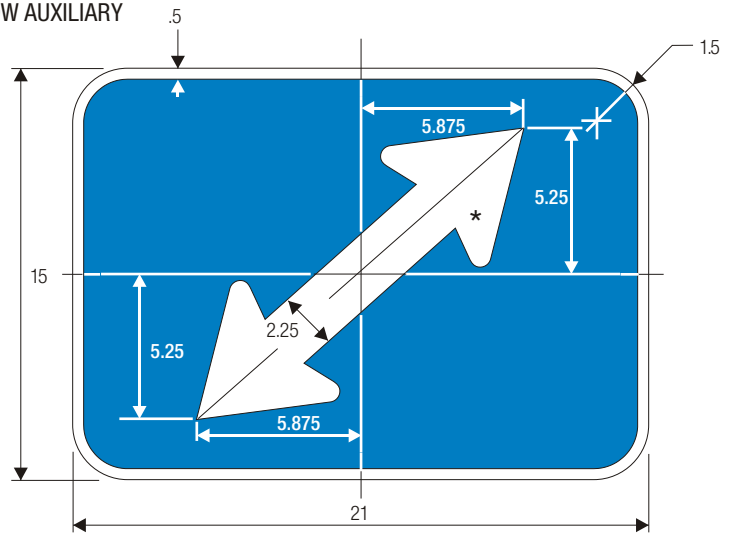


DIRECTIONAL ARROW AUXILIARY

M6-5

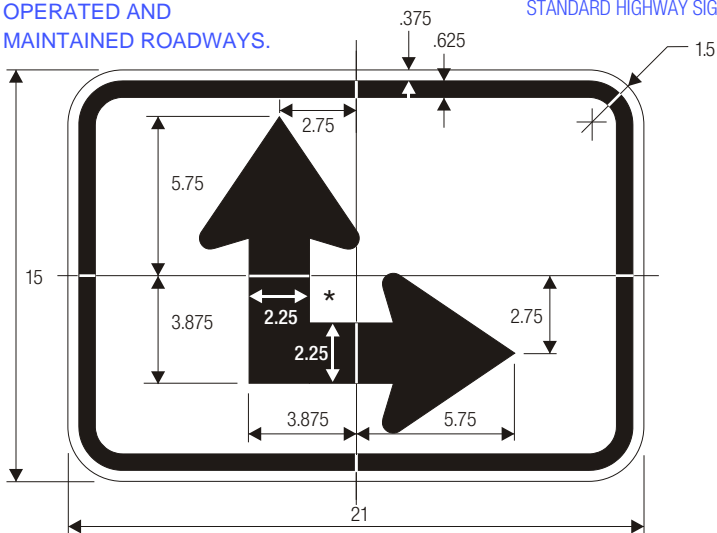
SHA SIGN SHALL NOT BE USED ALONG STATE OWNED, OPERATED AND MAINTAINED ROADWAYS.

SHA *FOR ARROWHEAD DIMENSIONS REFER TO STANDARD ARROW DETAILS IN APPENDIX-ARROWS SECTION FROM FHWA'S STANDARD HIGHWAY SIGNS BOOK-APPENDIX SECTION.



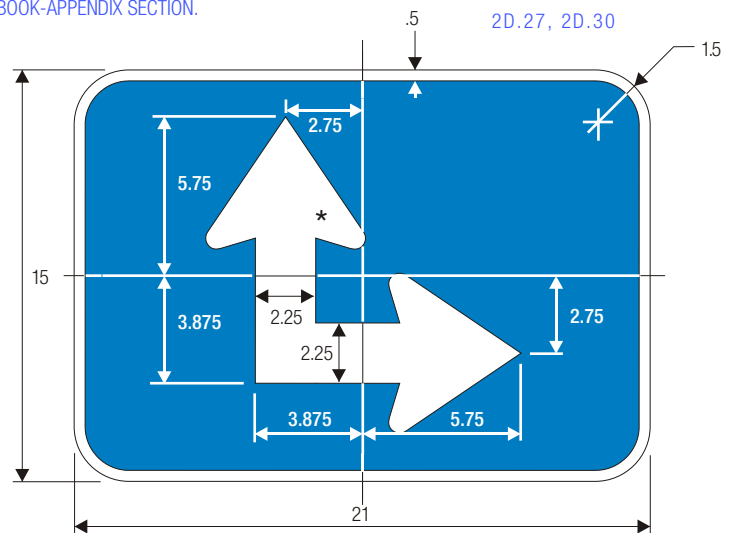
M6-5 (Interstate)

SHA REFERENCES MdMUTCD SECTION - 2D.26, 2D.27, 2D.30



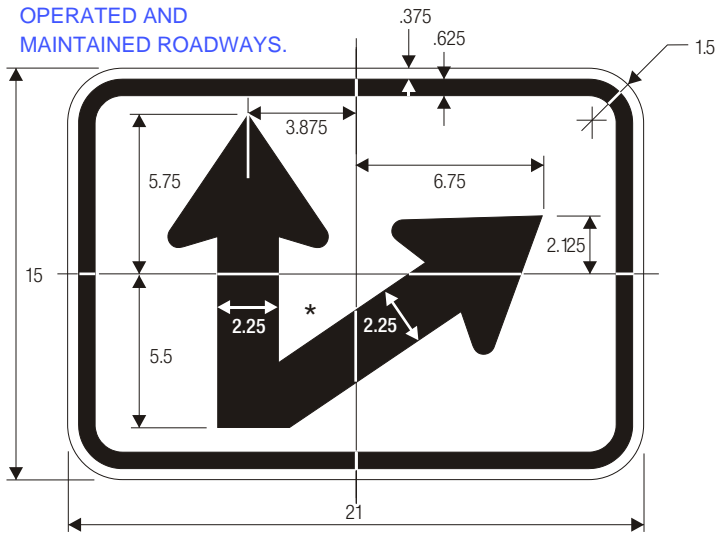
M6-6

SHA SIGN SHALL NOT BE USED ALONG STATE OWNED, OPERATED AND MAINTAINED ROADWAYS.



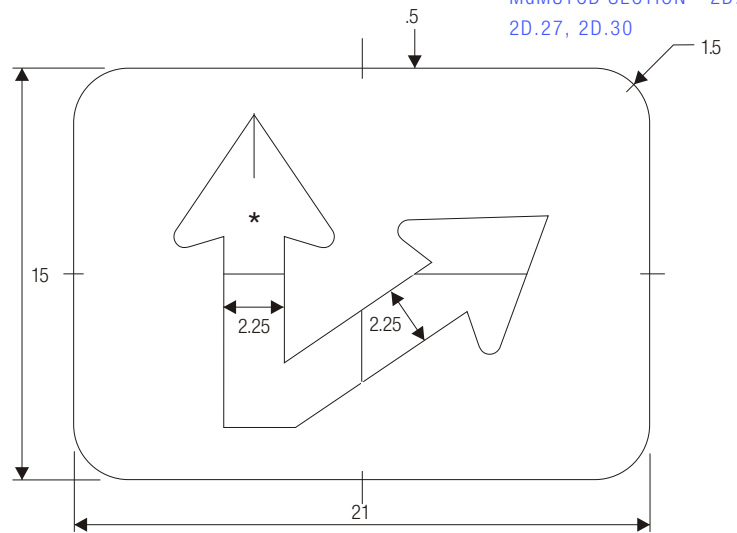
M6-6 (Interstate)

SHA REFERENCES MdMUTCD SECTION - 2D.26, 2D.27, 2D.30



M6-7

COLORS: LEGEND —BLACK
BACKGROUND —WHITE (RETROREFLECTIVE)

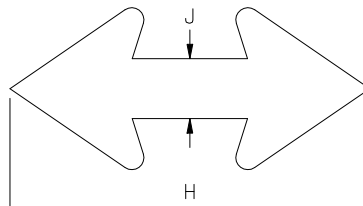

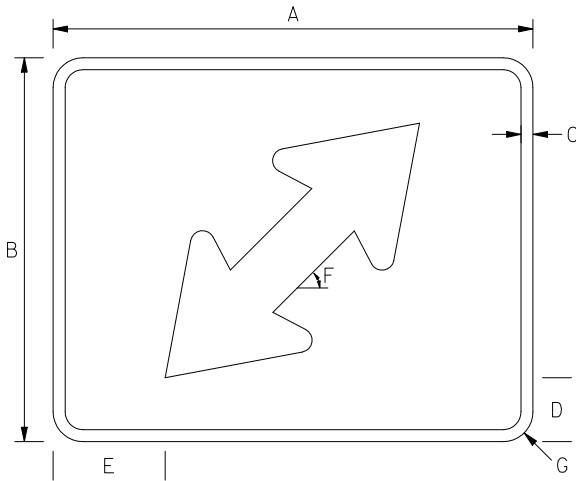


M6-7 (Interstate)

COLORS: LEGEND —WHITE (RETROREFLECTIVE)
BACKGROUND —BLUE (RETROREFLECTIVE)

SHA SIGN SHALL NOT BE USED ALONG STATE OWNED, OPERATED AND MAINTAINED ROADWAYS.

SHA REFERENCES MdMUTCD SECTION - 2D.26, 2D.27, 2D.30



NOTES:

1. SIGN SUPPLEMENTS FEDERAL SIGN M6-5.
2. FOR ARROWHEAD DIMENSIONS REFER TO STANDARD ARROW DETAILS IN APPENDIX-ARROWS SECTION FROM FHWA'S STANDARD HIGHWAY SIGNS BOOK-APPENDIX SECTION.

* SPECIAL SIGN SIZE TO BE USED WITH 36" x 36" OR LARGER ROUTE SHIELDS

SIGN SIZE	DIMENSIONS (INCHES)								
	A	B	C	D	E	F	G	H	J
* SPECIAL	30	24	3/4	4	7	45°	1-7/8	22-1/2	3-3/4

REFERENCES

MdMUTCD SECTION - 2D.26, 2D.27, 2D.30

COLORS

LEGEND - WHITE

BACKGROUND - BLUE

APPROVED Tom Hicks (signature on file)
DIRECTOR - OFFICE OF TRAFFIC AND SAFETY

Maryland Department of Transportation
STATE HIGHWAY ADMINISTRATION
MARYLAND STANDARD HIGHWAY SIGNS

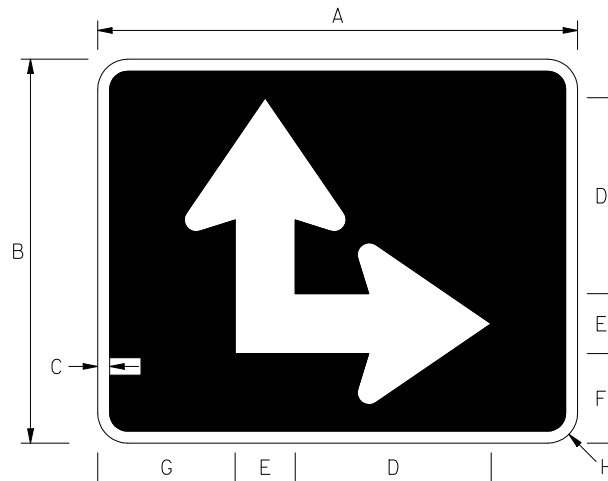


APPROVAL • SHA REVISIONS	APPROVAL • FEDERAL HIGHWAY ADMINISTRATION
APPROVAL 03/02/2009	APPROVAL
REVISED	REVISED
REVISED	REVISED
REVISED	REVISED

DIRECTIONAL ARROW (2) - DIAGONAL

SIGN NUMBER

M6-5(1)(L&R)



NOTES:

1. SIGN SUPPLEMENTS FEDERAL SIGN M6-6.
2. FOR ARROWHEAD DIMENSIONS REFER TO STANDARD ARROW DETAILS IN APPENDIX-ARROWS SECTION FROM FHWA'S STANDARD HIGHWAY SIGNS BOOK-APPENDIX SECTION.

* SPECIAL SIGN SIZE TO BE USED WITH 36" x 36" OR LARGER ROUTE SHIELDS

SIGN SIZE	DIMENSIONS (INCHES)							
	A	B	C	D	E	F	G	H
* SPECIAL	30	24	3/4	12-1/4	3-3/4	5-19/32	8-19/32	1-7/8

REFERENCES

MdMUTCD SECTION - 2D.26, 2D.27, 2D.30

COLORS

LEGEND - WHITE

BACKGROUND - BLUE

APPROVED Tom Hicks (signature on file)
DIRECTOR - OFFICE OF TRAFFIC AND SAFETY




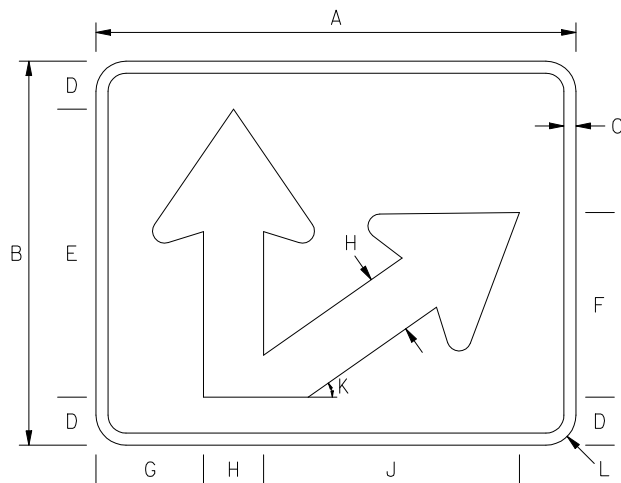
APPROVAL • SHA REVISIONS	APPROVAL • FEDERAL HIGHWAY ADMINISTRATION
APPROVAL 03/02/2009	APPROVAL
REVISED	REVISED
REVISED	REVISED
REVISED	REVISED

**Maryland Department of Transportation
STATE HIGHWAY ADMINISTRATION**

MARYLAND STANDARD HIGHWAY SIGNS
DIRECTIONAL ARROW (2) - 90°

SIGN NUMBER

M6-6(1)(L&R)



NOTES:

1. SIGN SUPPLEMENTS FEDERAL SIGN M6-7.
2. FOR ARROWHEAD DIMENSIONS REFER TO STANDARD ARROW DETAILS IN APPENDIX-ARROWS SECTION FROM FHWA'S STANDARD HIGHWAY SIGNS BOOK-APPENDIX SECTION.

* SPECIAL SIGN SIZE TO BE USED WITH 36" x 36" OR LARGER ROUTE SHIELDS

SIGN SIZE	DIMENSIONS (INCHES)										
	A	B	C	D	E	F	G	H	J	K	L
* SPECIAL	30	24	3/4	3	18	11.5405	6-23/32	3-3/4	16	35°	1-7/8

REFERENCES

MdMUTCD SECTION - 2D.26, 2D.27, 2D.30

COLORS

LEGEND - WHITE

BACKGROUND - BLUE

APPROVED Tom Hicks (signature on file)
DIRECTOR - OFFICE OF TRAFFIC AND SAFETY

Maryland Department of Transportation
STATE HIGHWAY ADMINISTRATION
MARYLAND STANDARD HIGHWAY SIGNS



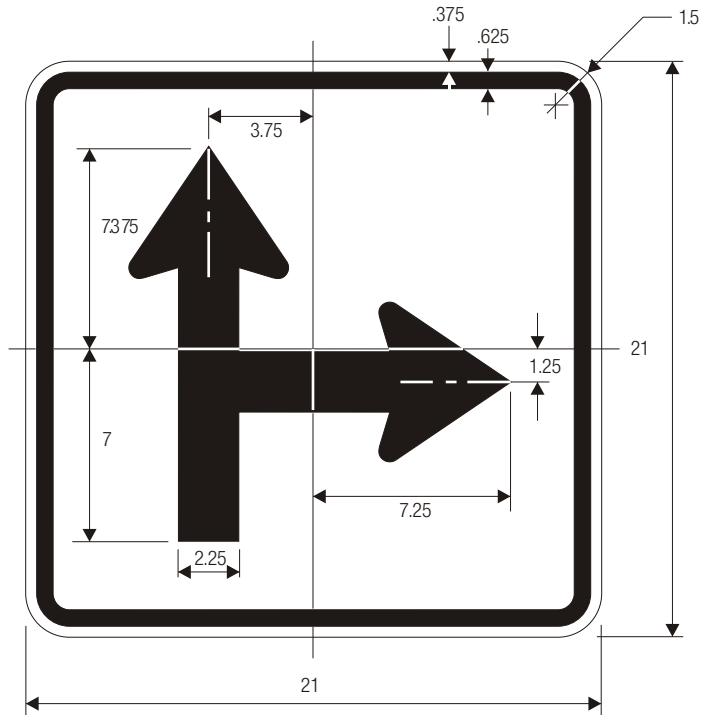
APPROVAL • SHA REVISIONS	APPROVAL • FEDERAL HIGHWAY ADMINISTRATION
APPROVAL 03/02/2009	APPROVAL
REVISED	REVISED
REVISED	REVISED
REVISED	REVISED

DIRECTIONAL ARROW (2) - 45°/90°

SIGN NUMBER

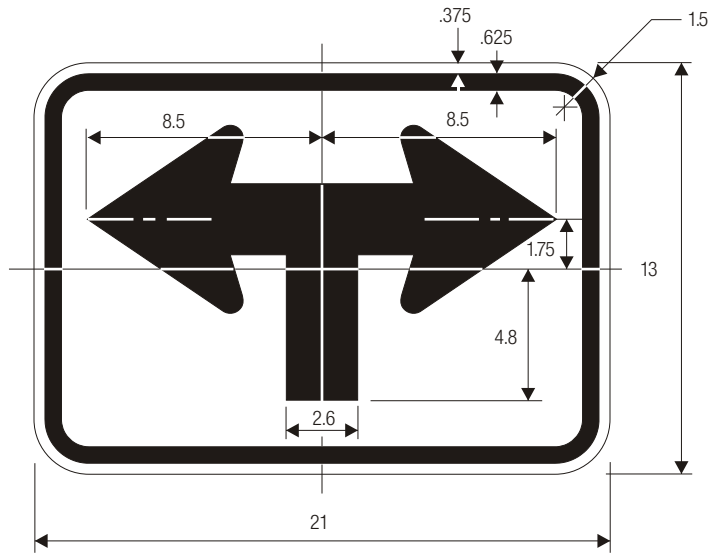
M6-7(1)(L&R)

DIRECTIONAL ARROW AUXILIARY



M6-8

SHA SIGN SHALL NOT BE USED ALONG STATE OWNED, OPERATED AND MAINTAINED ROADWAYS.



M6-9

SHA SIGN SHALL NOT BE USED ALONG STATE OWNED, OPERATED AND MAINTAINED ROADWAYS.

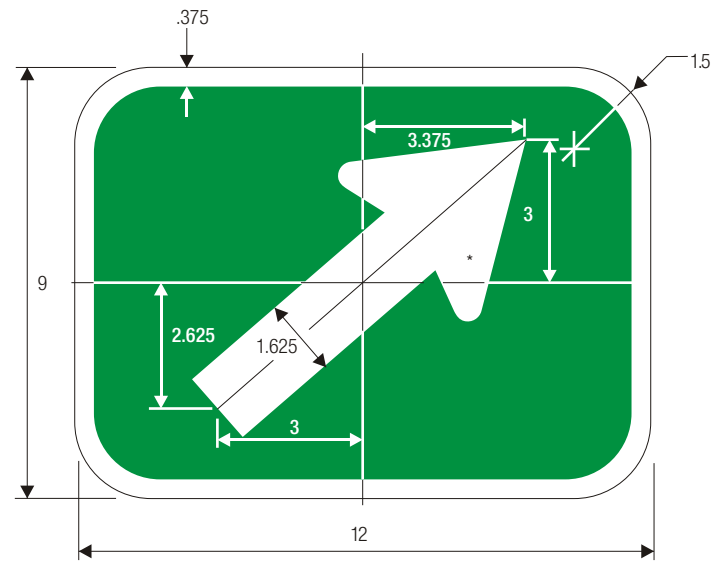
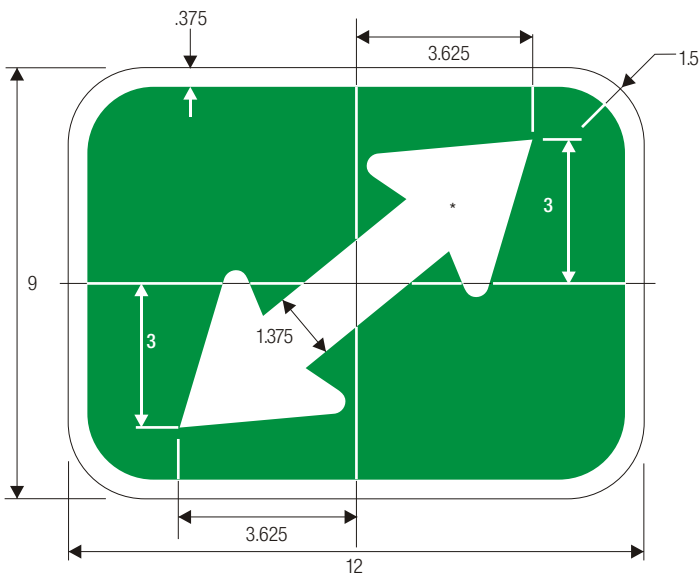
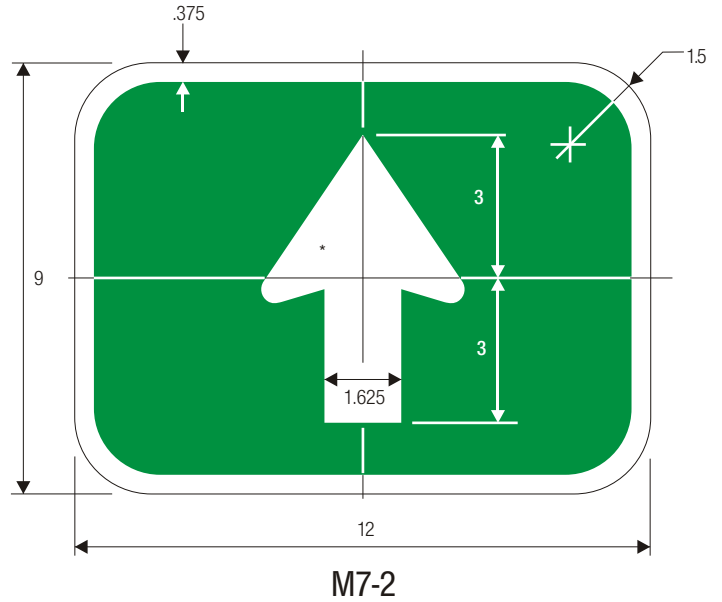
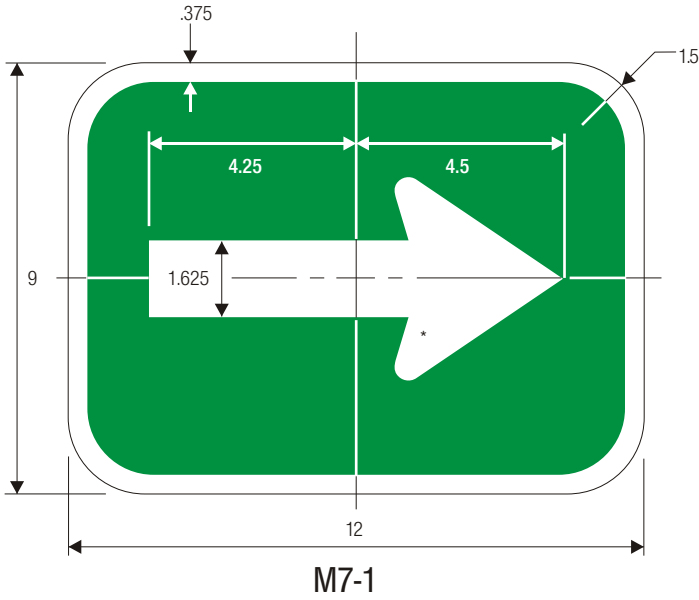
SHA *FOR ARROWHEAD DIMENSIONS REFER TO STANDARD ARROW DETAILS IN APPENDIX-ARROWS SECTION FROM FHWA'S STANDARD HIGHWAY SIGNS BOOK-APPENDIX SECTION.

COLORS: LEGEND —BLACK
BACKGROUND —WHITE (RETROREFLECTIVE)

DIRECTIONAL ARROW AUXILIARY
BICYCLE FACILITIES

SHA REFERENCES
MdMUTCD SECTION - 9B.21

SHA REFERENCES
MdMUTCD SECTION - 9B.21



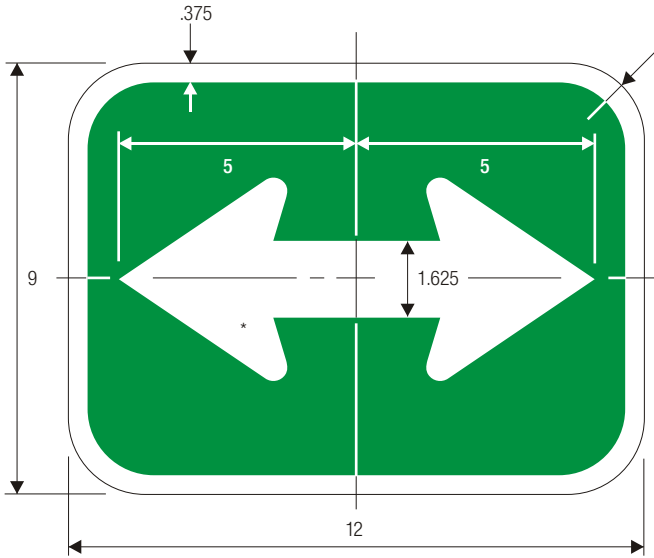
SHA REFERENCES
MdMUTCD SECTION - 9B.21

SHA REFERENCES
MdMUTCD SECTION - 9B.21

SHA *FOR ARROWHEAD DIMENSIONS REFER TO STANDARD ARROW
DETAILS IN APPENDIX-ARROWS SECTION FROM FHWA'S
STANDARD HIGHWAY SIGNS BOOK-APPENDIX SECTION.

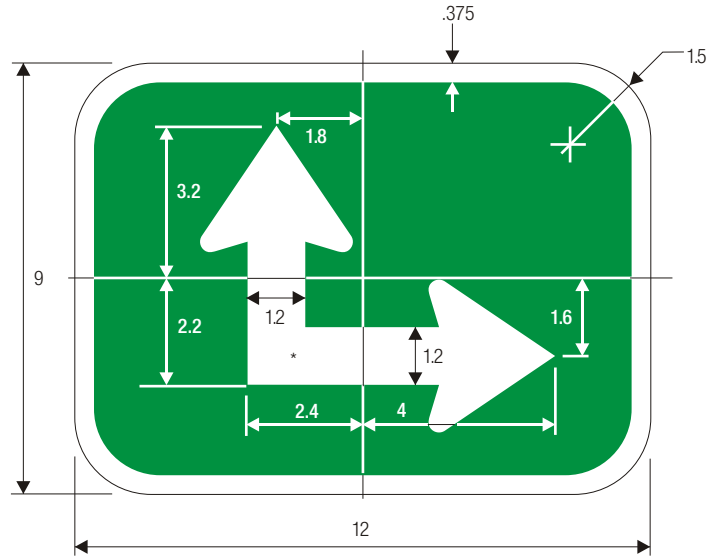
COLORS: SYMBOL —WHITE (RETROREFLECTIVE)
BACKGROUND —GREEN (RETROREFLECTIVE)

DIRECTIONAL ARROW AUXILIARY
BICYCLE FACILITIES



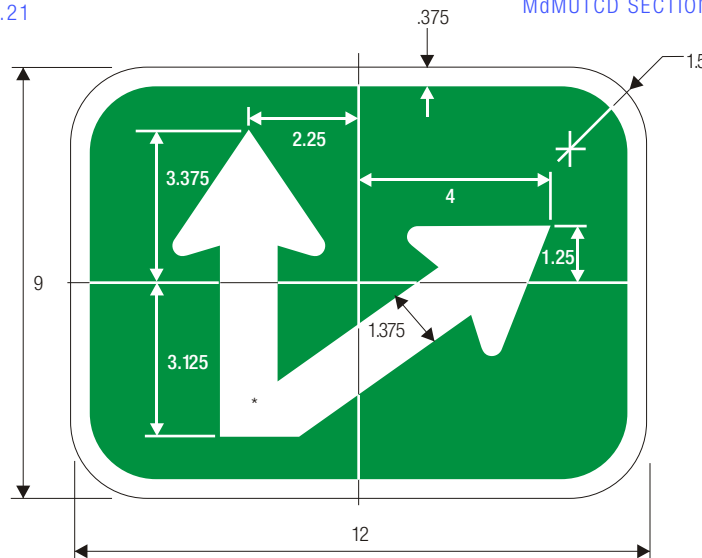
M7-5

SHA REFERENCES
MdMUTCD SECTION - 9B.21



M7-6

SHA REFERENCES
MdMUTCD SECTION - 9B.21



M7-7

SHA REFERENCES
MdMUTCD SECTION - 9B.21

SHA *FOR ARROWHEAD DIMENSIONS REFER TO STANDARD ARROW
DETAILS IN APPENDIX-ARROWS SECTION FROM FHWA'S
STANDARD HIGHWAY SIGNS BOOK-APPENDIX SECTION.

COLORS: SYMBOL —WHITE (RETROREFLECTIVE)
BACKGROUND —GREEN (RETROREFLECTIVE)