

SHA
SIGN SHALL NOT BE USED ALONG STATE OWNED, OPERATED AND MAINTAINED ROADWAYS.

D1-1
DESTINATION

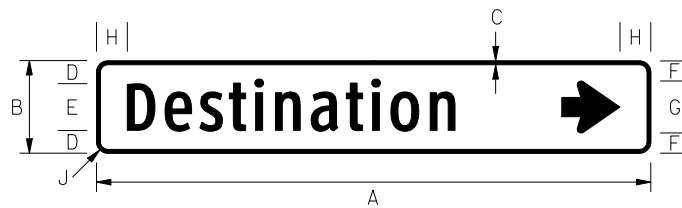


SHA
SIGN SHALL NOT BE USED ALONG STATE OWNED, OPERATED AND MAINTAINED ROADWAYS.

D1-1a
DESTINATION

SHA * FOR ARROWHEAD DIMENSIONS REFER TO STANDARD ARROW DETAILS IN APPENDIX-ARROWS SECTION FROM FHWA'S STANDARD HIGHWAY SIGNS BOOK-APPENDIX SECTION.

COLORS: LEGEND -WHITE (RETROREFLECTIVE)
BACKGROUND -GREEN (RETROREFLECTIVE)



NOTES:

1. SPECIAL SIGNS MAY BE REQUESTED FROM THE SHA SIGN SHOP. THEY SHOULD BE SPECIFIED BY HEIGHT, TO DETERMINE WHAT BASIC DIMENSIONS ARE UTILIZED, AND LENGTH, IF KNOWN, TO COINCIDE WITH ADDITIONAL PANELS OF THE SAME ASSEMBLY, OR DUE TO RIGHT-OF-WAY CONSTRUCTIONS, ETC. IF LENGTH IS UNKNOWN AND RIGHT-OF-WAY IS CRITICAL, SPECIFY LENGTH AS MAXIMUM AND THE SIGN WILL BE FABRICATED AS SHORT AS POSSIBLE.
2. WHERE APPLICABLE, NAMES SHOULD BE ABBREVIATED TO ACCOMMODATE MESSAGES ON STANDARD LENGTH PANELS.
3. MILEAGE SHALL NOT BE SHOWN ON DESTINATION PANELS.
4. WHEN MULTI-DIRECTIONAL PANELS ARE USED IN THE SAME ASSEMBLY, AS SHOWN, THE STRAIGHT THRU DESTINATION IS PLACED FIRST AT THE TOP, THE LEFT DESTINATION IS SECOND AND THE RIGHT DESTINATION IS PLACED LAST. THERE SHALL BE NO MORE THAN THREE DESTINATION PANELS PER ASSEMBLY.
5. FOR ARROW DIMENSIONS REFER TO ARROWDET-1.
6. FOR VERTICAL ARROWS, VERTICALLY CENTER ARROW ABOUT "B" DIMENSION. DIMENSIONS "F" AND "G" WILL VARY FROM VALUES IN CHART.

* CLEARVIEW TYPE SYSTEM: CLEARVIEWHWY-2-W

SIGN SIZE	DIMENSIONS (INCHES)								
	A	B	C	D	E	F	G	H	J
MIN	VAR	12	1/2	3	6*	2-5/8	6-3/4	4	1- 1/2
STD	VAR	12	1/2	3	6*	2-5/8	6-3/4	4	1- 1/2
EXPWY (MIN)	VAR	16	3/4	4	8*	3-5/16	9-3/8	6	1- 7/8
EXPWY	VAR	16	3/4	4	8*	3-5/16	9-3/8	6	1- 7/8

REFERENCES

MdMUTCD SECTION - 2D.34, 2D.35

COLORS

LEGEND - WHITE

BACKGROUND - GREEN

APPROVED Tom Hicks (signature on file)
DIRECTOR - OFFICE OF TRAFFIC AND SAFETY

	APPROVAL • SHA REVISIONS	APPROVAL • FEDERAL HIGHWAY ADMINISTRATION
	APPROVAL 03/02/2009	APPROVAL
	REVISED	REVISED
	REVISED	REVISED
	REVISED	REVISED

Maryland Department of Transportation
STATE HIGHWAY ADMINISTRATION
MARYLAND STANDARD HIGHWAY SIGNS

DESTINATION PANELS

SIGN NUMBER

D1-1(1)



D1-2
DESTINATION

SHA
SIGN SHALL NOT BE USED ALONG STATE OWNED, OPERATED AND MAINTAINED ROADWAYS.

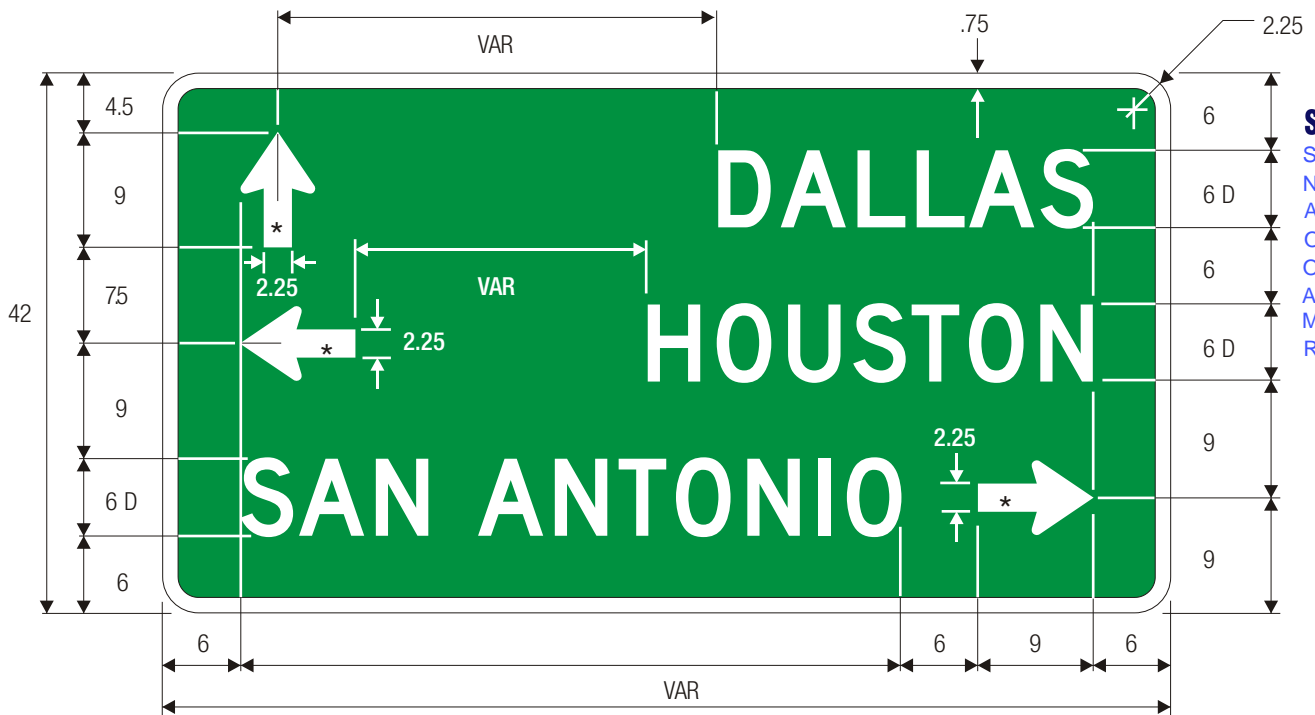


D1-2a
DESTINATION

SHA
SIGN SHALL NOT BE USED ALONG STATE OWNED, OPERATED AND MAINTAINED ROADWAYS.

SHA * FOR ARROWHEAD DIMENSIONS REFER TO STANDARD ARROW DETAILS IN APPENDIX-ARROWS SECTION FROM FHWA'S STANDARD HIGHWAY SIGNS BOOK-APPENDIX SECTION.

COLORS: LEGEND —WHITE (RETROREFLECTIVE)
BACKGROUND —GREEN (RETROREFLECTIVE)



D1-3

DESTINATION

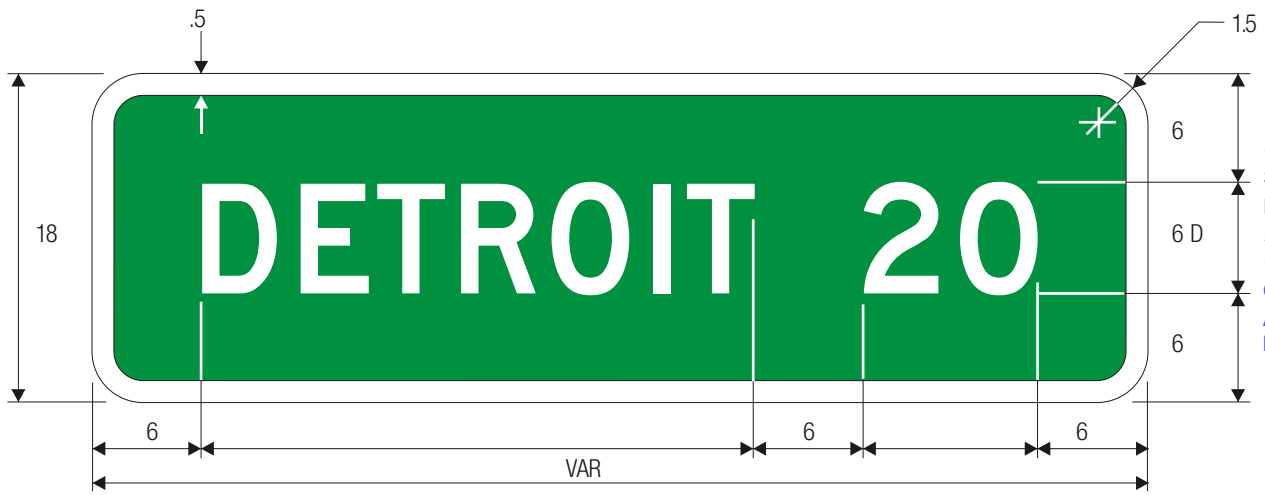
SHA * FOR ARROWHEAD DIMENSIONS REFER TO STANDARD ARROW DETAILS IN APPENDIX-ARROWS SECTION FROM FHWA'S STANDARD HIGHWAY SIGNS BOOK-APPENDIX SECTION.



D1-3a

DESTINATION

COLORS: LEGEND —WHITE (RETROREFLECTIVE)
 BACKGROUND —GREEN (RETROREFLECTIVE)



SHA
SIGN SHALL NOT BE USED ALONG STATE OWNED, OPERATED AND MAINTAINED ROADWAYS.

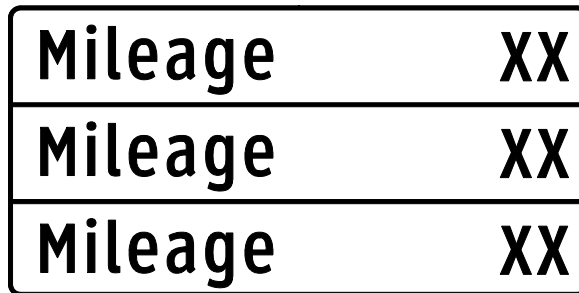
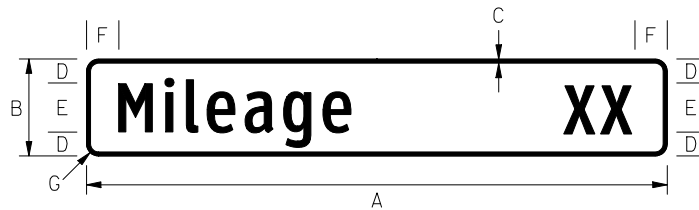


SHA
SIGN SHALL NOT BE USED ALONG STATE OWNED, OPERATED AND MAINTAINED ROADWAYS.



SHA
SIGN SHALL NOT BE USED ALONG STATE OWNED, OPERATED AND MAINTAINED ROADWAYS.

COLORS: LEGEND —WHITE (RETROREFLECTIVE)
BACKGROUND —GREEN (RETROREFLECTIVE)



NOTES:

1. SPECIAL SIGNS MAY BE REQUESTED FROM THE SHA SIGN SHOP. THEY SHOULD BE SPECIFIED BY HEIGHT, TO DETERMINE WHAT BASIC DIMENSIONS ARE UTILIZED, AND LENGTH, IF KNOWN, TO COINCIDE WITH ADDITIONAL PANELS OF THE SAME ASSEMBLY, OR DUE TO RIGHT-OF-WAY CONSTRUCTIONS, ETC. IF LENGTH IS UNKNOWN AND RIGHT-OF-WAY IS CRITICAL, SPECIFY LENGTH AS MAXIMUM AND THE SIGN WILL BE FABRICATED AS SHORT AS POSSIBLE.
2. WHERE APPLICABLE, NAMES SHOULD BE ABBREVIATED TO ACCOMMODATE MESSAGES ON STANDARD LENGTH PANELS.
3. ARROWS SHALL NOT BE USED ON MILEAGE PANELS.
4. DIVIDERS SHOULD BE USED ONLY ON SMALL SHEET ALUMINUM SIGNS.
5. A MAXIMUM OF 3 "DESTINATIONS" ARE ALLOWED PER SIGN.

* CLEARVIEW TYPE SYSTEM: CLEARVIEWHWY-2-W

SIGN SIZE	DIMENSIONS (INCHES)						
	A	B	C	D	E	F	G
MIN	VAR	12	1/2	3	6*	4	1-1/2
STD	VAR	12	1/2	3	6*	4	1-1/2
EXPWY (MIN)	VAR	16	3/4	4	8*	6	1-7/8
EXPWY	VAR	16	3/4	4	8*	6	1-7/8

REFERENCES

MdMUTCD SECTION - 2D.36, 2D.37, 2E.36

COLORS

LEGEND - WHITE

BACKGROUND - GREEN

APPROVED Tom Hicks (signature on file)
DIRECTOR - OFFICE OF TRAFFIC AND SAFETY

Maryland Department of Transportation
STATE HIGHWAY ADMINISTRATION
MARYLAND STANDARD HIGHWAY SIGNS

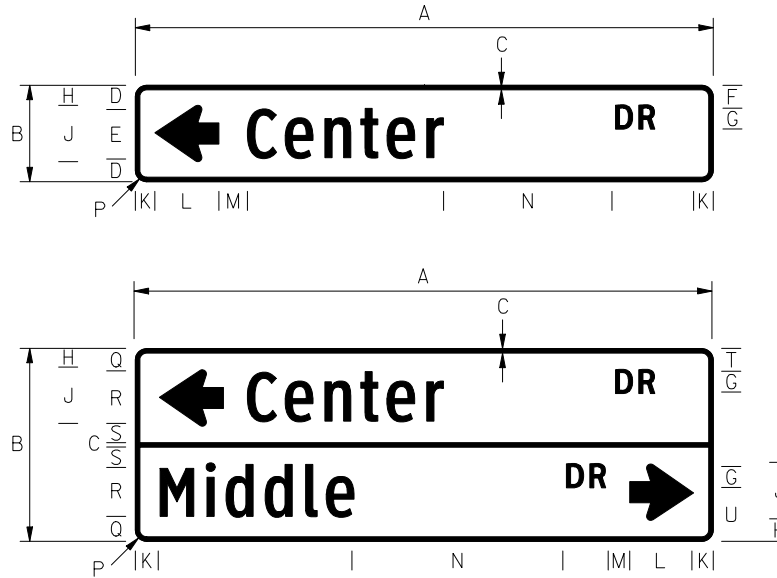


APPROVAL • SHA REVISIONS	APPROVAL • FEDERAL HIGHWAY ADMINISTRATION
APPROVAL 03/02/2009	APPROVAL
REVISED	REVISED
REVISED	REVISED
REVISED	REVISED

DISTANCE PANELS

SIGN NUMBER

D2-1(1)



- NOTES:
1. FOR ARROW DIMENSIONS REFER TO ARROWDET-1.
 2. SIGN SHALL BE SINGLE FACE ONLY.
 3. FOR MAST ARM USE ONLY.

* MAXIMUM WIDTH - 96" STD, 120" OVERSIZED
 ** CLEARVIEW TYPE SYSTEM: CLEARVIEWHWY-2-W
 *** CLEARVIEW TYPE SYSTEM: CLEARVIEWHWY-3-W

SIGN SIZE	DIMENSIONS (INCHES)									
	A	B	C	D	E	F	G	H	J	K
STD	VAR*	16	3/4	4	8**	3-1/4	4***	3-5/16	9-3/8	3-1/4 MIN
OVERSIZED	VAR*	20	1-1/8	4.7	10.6**	4	5***	3-3/8	13-1/4	4 MIN
DUAL PANEL STD	VAR*	32	3/4	---	---	---	4***	3-1/2	9-3/8	3-1/4 MIN
DUAL PANEL OVERSIZED	VAR*	40	1-1/8	---	---	---	5***	3-21/32	13-1/4	4 MIN

SIGN SIZE	DIMENSIONS (INCHES)									
	L	M	N	P	Q	R	S	T	U	
STD	10-5/8	4 MIN	6 MIN	1-7/8	---	---	---	---	---	
OVERSIZED	14-3/4	4 MIN	6 MIN	3	---	---	---	---	---	
DUAL PANEL STD	10-5/8	4 MIN	6 MIN	1-7/8	4-3/16	8**	3-7/16	3-7/16	8-15/16	
DUAL PANEL OVERSIZED	14-3/4	4 MIN	6 MIN	3	4.98125	10.6**	3.85625	4-9/32	11-9/32	

REFERENCES

MD MUTCD SECTION - 2D.38

COLORS

LEGEND - WHITE

BACKGROUND - GREEN

APPROVED Tom Hicks (signature on file)
 DIRECTOR - OFFICE OF TRAFFIC AND SAFETY

Maryland Department of Transportation
STATE HIGHWAY ADMINISTRATION
 MARYLAND STANDARD HIGHWAY SIGNS
OVERHEAD STREET NAME PANEL



APPROVAL • SHA REVISIONS	APPROVAL • FEDERAL HIGHWAY ADMINISTRATION
APPROVAL 03/02/2009	APPROVAL
REVISED	REVISED
REVISED	REVISED
REVISED	REVISED

SIGN NUMBER

D-3(1)



NOTES:

1. SPECIAL SIGNS MAY BE REQUESTED FROM THE SHA SIGN SHOP. THEY SHOULD BE SPECIFIED BY HEIGHT, TO DETERMINE WHAT BASIC DIMENSIONS ARE UTILIZED, AND LENGTH, IF KNOWN, TO COINCIDE WITH ADDITIONAL PANELS OF THE SAME ASSEMBLY, OR DUE TO RIGHT-OF-WAY CONSTRUCTIONS, ETC. IF LENGTH IS UNKNOWN AND RIGHT-OF-WAY IS CRITICAL, SPECIFY LENGTH AS MAXIMUM AND THE SIGN WILL BE FABRICATED AS SHORT AS POSSIBLE.
2. WHERE APPLICABLE, NAMES SHOULD BE ABBREVIATED TO ACCOMMODATE MESSAGES ON STANDARD LENGTH PANELS.
3. IT MAY BE NECESSARY TO INCLUDE A DIRECTIONAL ARROW TO COINCIDE WITH THE SIDE ROAD SYMBOL. FOR ARROW DET-1 OR ARROW DET-2.
4. WHEN MULTI-DIRECTIONAL PANELS ARE USED ON THE SAME ASSEMBLY, THE NEAREST ROAD IS PLACED FIRST AT THE TOP AND SO ON.
5. WHERE WIDTH OF PANEL IS CRITICAL, SIGN MAY UTILIZE 2 LINES OF COPY.
6. INSET VARIES DEPENDENT ON USE (WARNING VS. GUIDE).
7. WHEN USED IN CONJUNCTION WITH A WARNING SIGN, WIDTH SHALL NOT EXCEED THE WIDTH OF THE WARNING SIGN.

* CLEARVIEW TYPE SYSTEM: CLEARVIEWHWY-2-W

SIGN SIZE	DIMENSIONS (INCHES)						
	A	B	C	D	E	F	G
UNDIVIDED AND DIVIDED ≤ 40 MPH	VAR	12	1/2	1/2	3	6/4.5C	1-1/2
UNDIVIDED > 40 MPH	VAR	16	3/4	3/4	4	8/6C	1-7/8
DIVIDED > 40 MPH	VAR	20	3/4	3/4	4.665	10.67/8C	1-7/8

FOR WHITE/GREEN SIGNS ONLY

C	D	F
0	1/2	6*
0	3/4	8*
0	3/4	10.6*

REFERENCES

MD MUTCD SECTION - 2C.29, 2C.37, 2D.38

COLORS

FOR USE AS INDEPENDENT MOUNTINGS

LEGEND - WHITE
BACKGROUND - GREEN

FOR USE WITH WARNING SIGNS

LEGEND - BLACK
BACKGROUND - FLUORESCENT YELLOW

APPROVED Tom Hicks (signature on file)
DIRECTOR - OFFICE OF TRAFFIC AND SAFETY

Maryland Department of Transportation
STATE HIGHWAY ADMINISTRATION
MARYLAND STANDARD HIGHWAY SIGNS



APPROVAL • SHA REVISIONS	APPROVAL • FEDERAL HIGHWAY ADMINISTRATION
APPROVAL 03/02/2009	APPROVAL
REVISED	REVISED
REVISED	REVISED
REVISED	REVISED

ADVANCE STREET NAME PANEL

SIGN NUMBER

D-3(2)



D-3

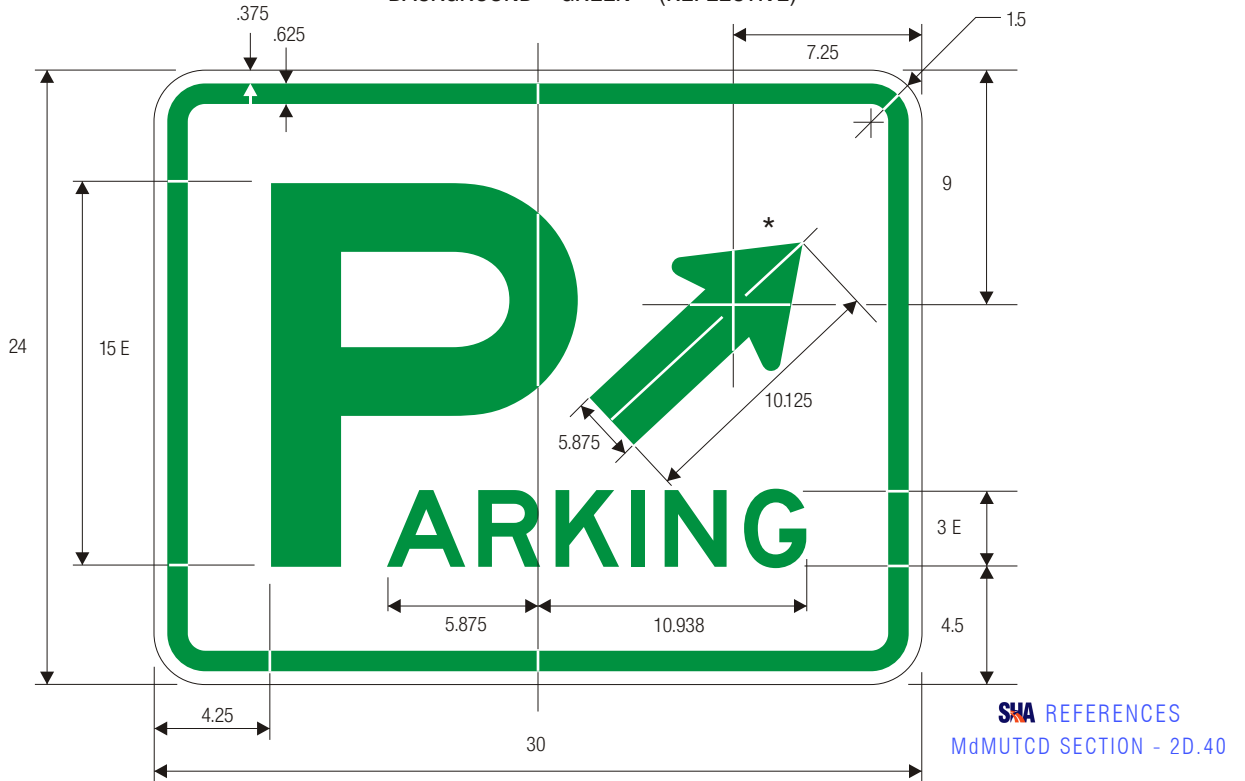
STREET NAME



D-3

STREET NAME

COLORS: LEGEND -WHITE (REFLECTIVE)
BACKGROUND -GREEN (REFLECTIVE)

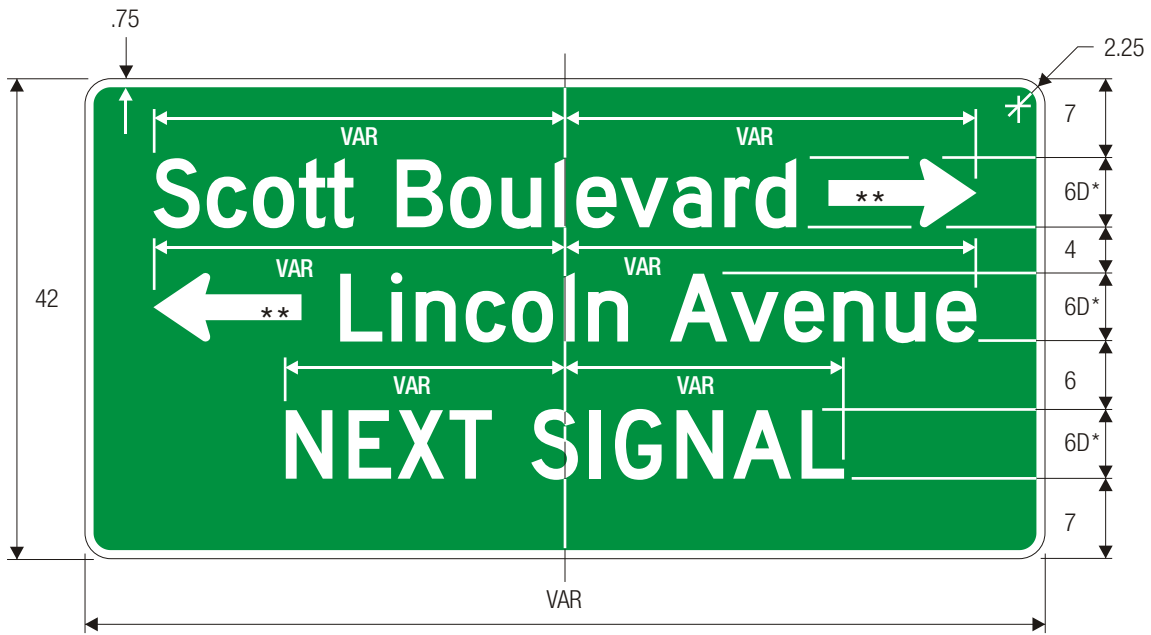


D4-1

PARKING AREA

SHA * FOR ARROWHEAD DIMENSIONS REFER TO STANDARD ARROW
DETAILS IN APPENDIX-ARROWS SECTION FROM FHWA'S
STANDARD HIGHWAY SIGNS BOOK-APPENDIX SECTION.

COLORS: LEGEND -WHITE (RETROREFLECTIVE)
BACKGROUND -GREEN (RETROREFLECTIVE)

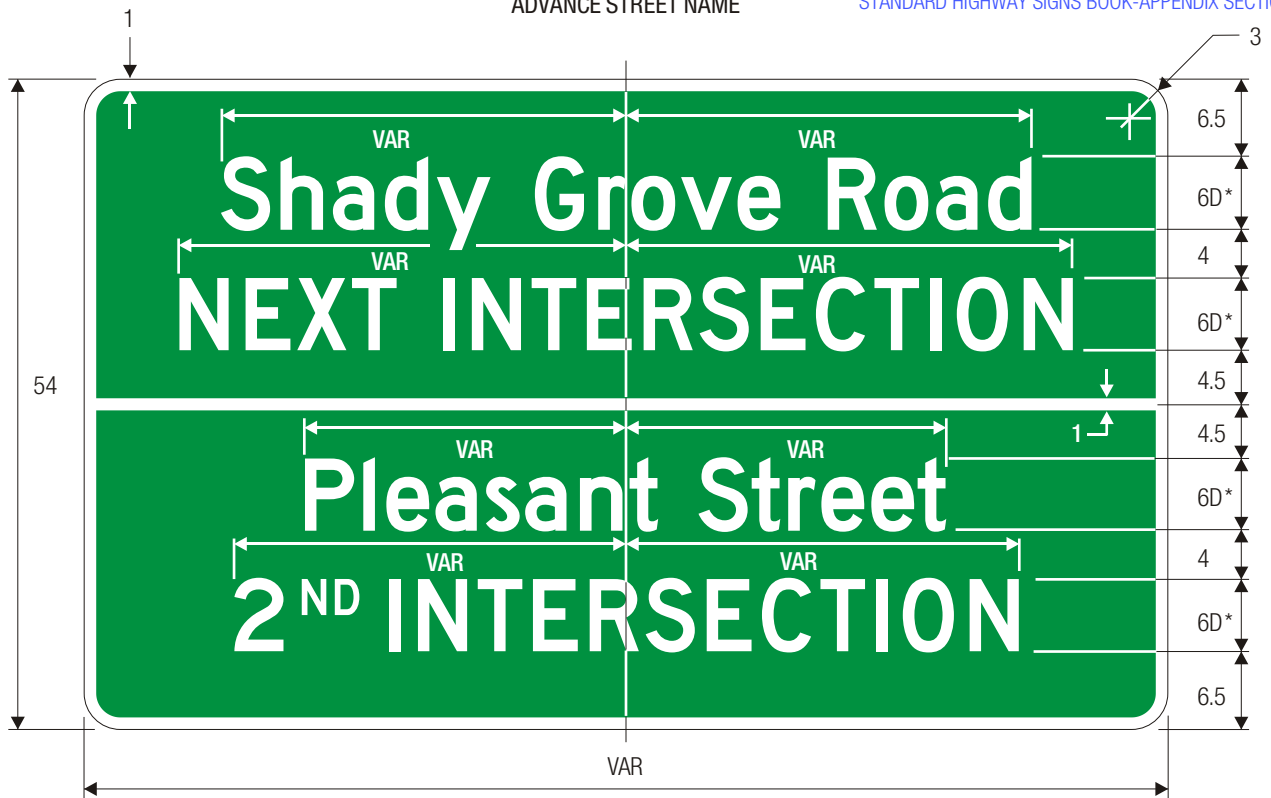


SHA
SIGN SHALL NOT BE USED ALONG STATE OWNED, OPERATED AND MAINTAINED ROADWAYS.

D3-2

ADVANCE STREET NAME

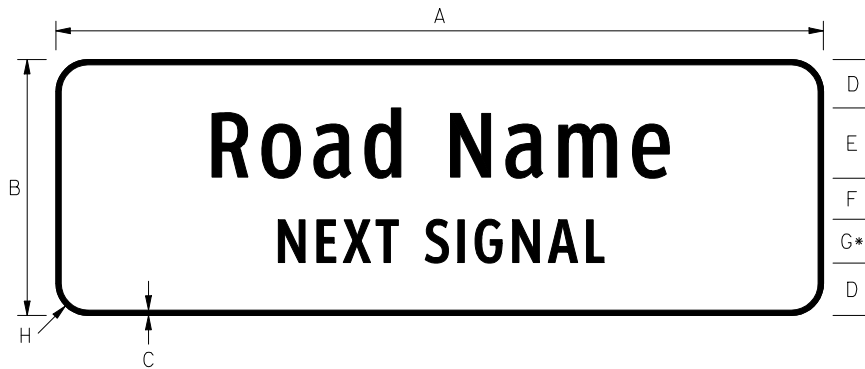
SHA * FOR ARROWHEAD DIMENSIONS REFER TO STANDARD ARROW DETAILS IN APPENDIX-ARROWS SECTION FROM FHWA'S STANDARD HIGHWAY SIGNS BOOK-APPENDIX SECTION.



SHA
SIGN SHALL NOT BE USED ALONG STATE OWNED, OPERATED AND MAINTAINED ROADWAYS.

*Series 2000 Standard Alphabets.

COLORS: LEGEND —WHITE (RETROREFLECTIVE)
BACKGROUND —GREEN (RETROREFLECTIVE)



LEFT AT SIGNAL G*

RIGHT AT SIGNAL G*

* ALTERNATE MESSAGE DEPENDING ON CONFIGURATION OF INTERSECTION

** CLEARVIEW TYPE SYSTEM: CLEARVIEWHWY-2-W

SIGN SIZE	DIMENSIONS (INCHES)							
	A	B	C	D	E	F	G	H
UNDIVIDED AND DIVIDED ≤ 40 MPH	VAR	24	1/2	5	6**	4	4**	3
UNDIVIDED > 40 MPH	VAR	30	3/4	5-1/2	8**	5	6**	3
DIVIDED > 40 MPH	VAR	36	3/4	5.7	10.6**	6	8**	3

REFERENCES

MdMUTCD SECTION - 2D.39

COLORS

LEGEND - WHITE

BACKGROUND - GREEN

APPROVED Tom Hicks (signature on file)
DIRECTOR - OFFICE OF TRAFFIC AND SAFETY

Maryland Department of Transportation
STATE HIGHWAY ADMINISTRATION
MARYLAND STANDARD HIGHWAY SIGNS

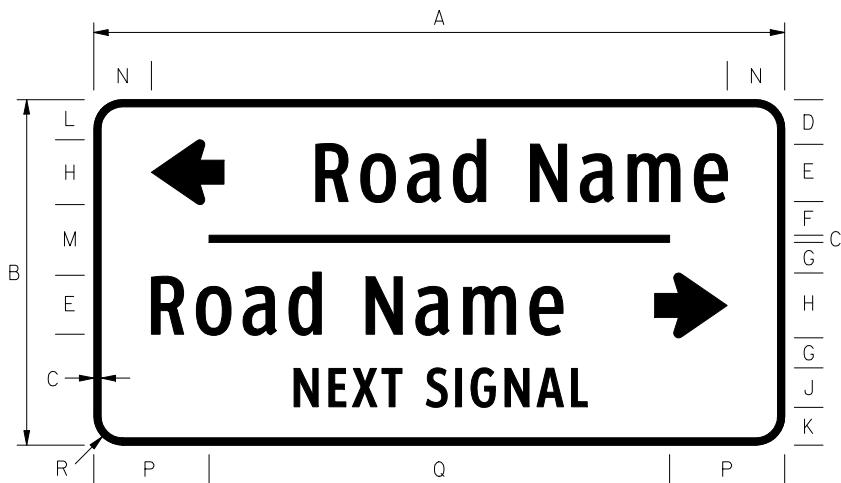


APPROVAL • SHA REVISIONS	APPROVAL • FEDERAL HIGHWAY ADMINISTRATION
APPROVAL 03/02/2009	APPROVAL
REVISED	REVISED
REVISED	REVISED
REVISED	REVISED

ADVANCE STREET NAME /NEXT SIGNAL

SIGN NUMBER

D3-2(1)



NOTE: FOR ARROW DIMENSIONS REFER TO ARROWDET-1.

* CLEARVIEW TYPE SYSTEM: CLEARVIEWHWY-2-W

SIGN SIZE	DIMENSIONS (INCHES)							
	A	B	C	D	E	F	G	H
UNDIVIDED AND DIVIDED \leq 40 MPH	VAR	36	3/4	4-9/16	6*	3-9/16	3-3/16	6-3/4
UNDIVIDED $>$ 40 MPH	VAR	48	3/4	6-3/16	8*	4-3/4	4-1/16	9-3/8
DIVIDED $>$ 40 MPH	VAR	72	1-1/8	10.325	10.6*	7.8875	6-9/16	13-1/4

SIGN SIZE	DIMENSIONS (INCHES)							
	J	K	L	M	N	P	Q	R
UNDIVIDED AND DIVIDED \leq 40 MPH	4*	4	4-3/16	7-1/2	6	12	48	3
UNDIVIDED $>$ 40 MPH	6*	4-13/16	5-1/2	9-9/16	6	16	64	3
DIVIDED $>$ 40 MPH	8*	7-11/16	9	15.575	9	20	80	6

REFERENCES

MdMUTCD SECTION - 2D.39

COLORS

LEGEND - WHITE

BACKGROUND - GREEN

APPROVED Tom Hicks (signature on file)
DIRECTOR - OFFICE OF TRAFFIC AND SAFETY

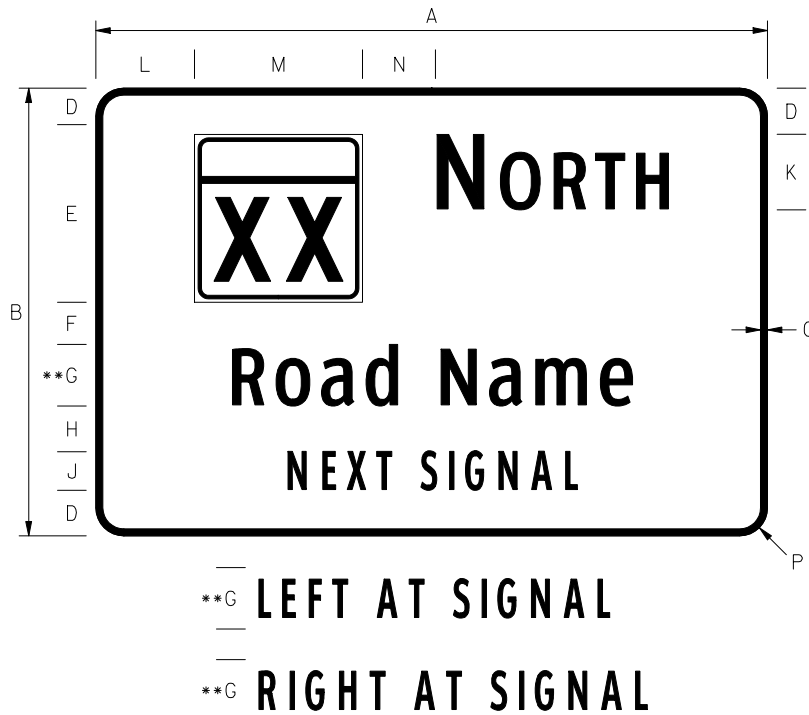


APPROVAL • SHA REVISIONS	APPROVAL • FEDERAL HIGHWAY ADMINISTRATION
APPROVAL 03/02/2009	APPROVAL
REVISED	REVISED
REVISED	REVISED
REVISED	REVISED

Maryland Department of Transportation
STATE HIGHWAY ADMINISTRATION
MARYLAND STANDARD HIGHWAY SIGNS
ADVANCE STREET NAME / NEXT SIGNAL
(TWO ROADS)

SIGN NUMBER

D3-2(2)



NOTE: FOR ROUTE SHIELD DIMENSIONS AND DETAILS REFER TO MI-4, MI-4(I) AND MI-5(I).

* CLEARVIEW TYPE SYSTEM: CLEARVIEWHWY-2-W

** ALTERNATE MESSAGE DEPENDING ON CONFIGURATION OF INTERSECTION

SIGN SIZE	DIMENSIONS (INCHES)						
	A	B	C	D	E	F	G
UNDIVIDED AND DIVIDED ≤ 40 MPH (1-2 DIGIT)	VAR	48	1-1/4	5	18	5	6*
UNDIVIDED AND DIVIDED ≤ 40 MPH (3 DIGIT)	VAR	48	1-1/4	5	18	5	6*
UNDIVIDED > 40 MPH (1-2 DIGIT)	VAR	72	1-1/2	8	24	10	8*
UNDIVIDED > 40 MPH (3 DIGIT)	VAR	72	1-1/2	8	24	10	8*
DIVIDED > 40 MPH (1-2 DIGIT)	VAR	84	1-1/2	8	30	10	10.6*
DIVIDED > 40 MPH (3 DIGIT)	VAR	84	1-1/2	8	30	10	10.6*

SIGN SIZE	DIMENSIONS (INCHES)						
	H	J	K	L	M	N	P
UNDIVIDED AND DIVIDED ≤ 40 MPH (1-2 DIGIT)	5	4*	8/6*	10.6	18	8	3
UNDIVIDED AND DIVIDED ≤ 40 MPH (3 DIGIT)	5	4*	8/6*	8.3	22.5	8	3
UNDIVIDED > 40 MPH (1-2 DIGIT)	8	6*	10/8*	14.7	24	10	3
UNDIVIDED > 40 MPH (3 DIGIT)	8	6*	10/8*	11.8	30	10	3
DIVIDED > 40 MPH (1-2 DIGIT)	9.4	8*	12/10*	18.9	30	12	6
DIVIDED > 40 MPH (3 DIGIT)	9.4	8*	12/10*	15.8	36	12	6

REFERENCES

MdMUTCD SECTION - 2D.39

COLORS

LEGEND - WHITE

BACKGROUND - GREEN

APPROVED Tom Hicks (signature on file)
DIRECTOR - OFFICE OF TRAFFIC AND SAFETY

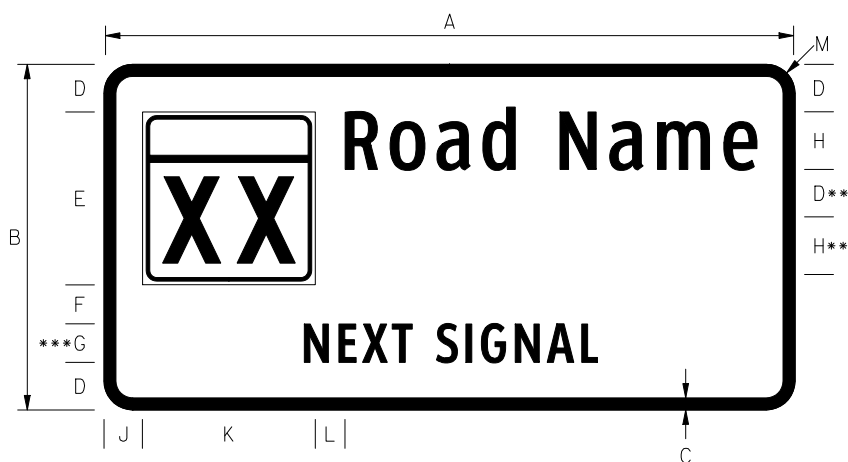


APPROVAL • SHA REVISIONS	APPROVAL • FEDERAL HIGHWAY ADMINISTRATION
APPROVAL 03/02/2009	APPROVAL
REVISED	REVISED
REVISED	REVISED
REVISED	REVISED

Maryland Department of Transportation
STATE HIGHWAY ADMINISTRATION
MARYLAND STANDARD HIGHWAY SIGNS
SHIELD / CARDINAL DIRECTION /
ROAD NAME / NEXT SIGNAL

SIGN NUMBER

D3-2(3)



***G LEFT AT SIGNAL

***G RIGHT AT SIGNAL

NOTE: FOR ROUTE SHIELD DIMENSIONS AND DETAILS REFER TO MI-4, MI-4(I) AND MI-5(I).

* CLEARVIEW TYPE SYSTEM: CLEARVIEWHWY-2-W

** ADDITIONAL DIMENSIONS USED FOR ROAD NAMES REQUIRING TWO LINES OF TEXT

*** ALTERNATE MESSAGE DEPENDING ON CONFIGURATION OF INTERSECTION

SIGN SIZE	DIMENSIONS (INCHES)					
	A	B	C	D	E	F
UNDIVIDED AND DIVIDED ≤ 40 MPH (1-2 DIGIT)	VAR	36	1-1/4	5	18	4
UNDIVIDED AND DIVIDED ≤ 40 MPH (3 DIGIT)	VAR	36	1-1/4	5	18	4
UNDIVIDED > 40 MPH (1-2 DIGIT)	VAR	48	1-1/2	6	24	6
UNDIVIDED > 40 MPH (3 DIGIT)	VAR	48	1-1/2	6	24	6
DIVIDED > 40 MPH (1-2 DIGIT)	VAR	60	1-1/2	8	30	6
DIVIDED > 40 MPH (3 DIGIT)	VAR	60	1-1/2	8	30	6

SIGN SIZE	DIMENSIONS (INCHES)					
	G	H	J	K	L	M
UNDIVIDED AND DIVIDED ≤ 40 MPH (1-2 DIGIT)	4*	6*	4	18	3	3
UNDIVIDED AND DIVIDED ≤ 40 MPH (3 DIGIT)	4*	6*	6	22.5	6-1/2	3
UNDIVIDED > 40 MPH (1-2 DIGIT)	6*	8*	5	24	5	4
UNDIVIDED > 40 MPH (3 DIGIT)	6*	8*	7	30	7	4
DIVIDED > 40 MPH (1-2 DIGIT)	8*	10.6*	8	30	10	4
DIVIDED > 40 MPH (3 DIGIT)	8*	10.6*	6	36	8	4

REFERENCES

MdMUTCD SECTION - 2D.39

COLORS

LEGEND - WHITE

BACKGROUND - GREEN

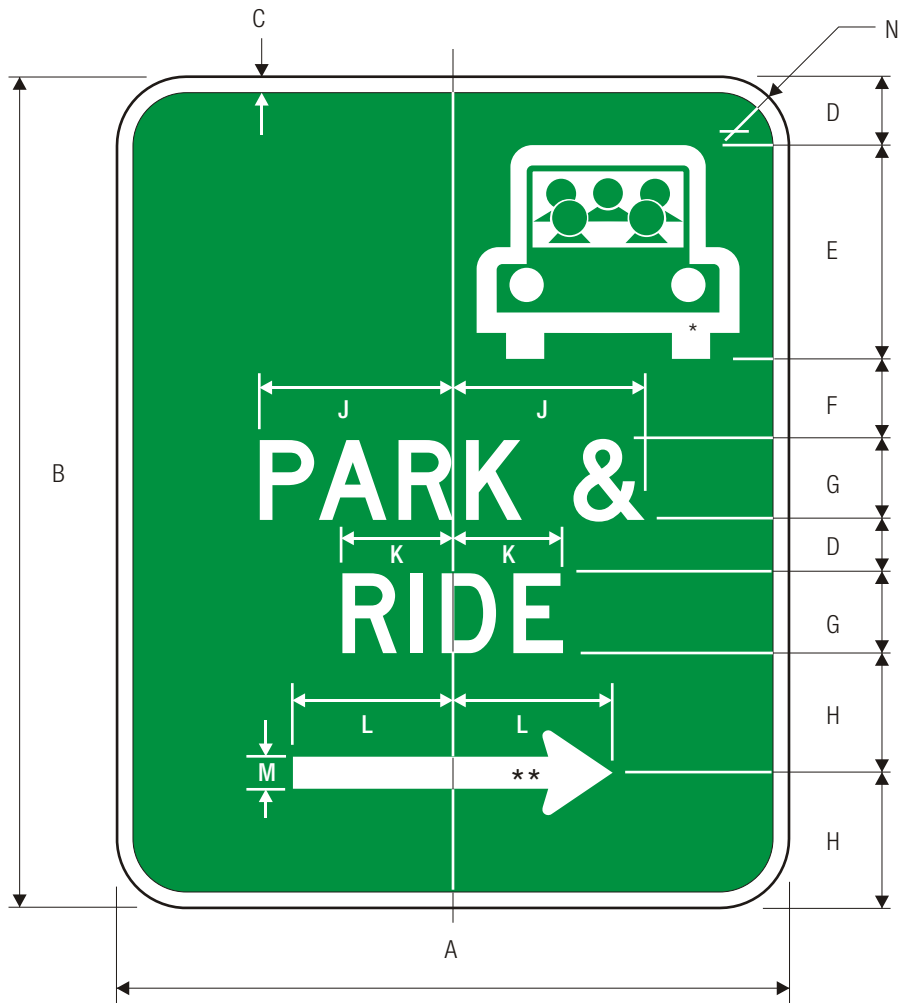
APPROVED Tom Hicks (signature on file)
DIRECTOR - OFFICE OF TRAFFIC AND SAFETY

	APPROVAL • SHA REVISIONS	APPROVAL • FEDERAL HIGHWAY ADMINISTRATION
	APPROVAL 03/02/2009	APPROVAL
	REVISED	REVISED
	REVISED	REVISED
	REVISED	REVISED

Maryland Department of Transportation
STATE HIGHWAY ADMINISTRATION
MARYLAND STANDARD HIGHWAY SIGNS
SHIELD /ROAD NAME /
NEXT SIGNAL

SIGN NUMBER

D3-2(4)



SHA **FOR ARROWHEAD DIMENSIONS REFER TO STANDARD ARROW DETAILS IN APPENDIX-ARROWS SECTION FROM FHWA'S STANDARD HIGHWAY SIGNS BOOK-APPENDIX SECTION.

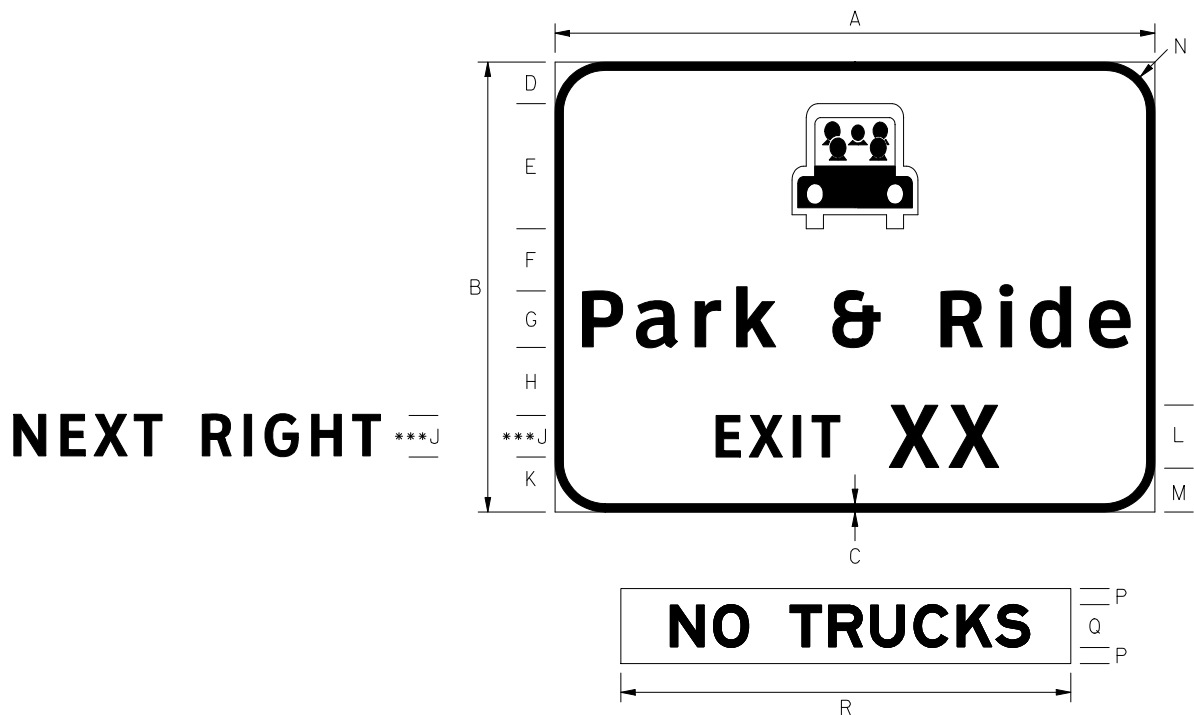
D4-2
PARK & RIDE

SHA *FOR SYMBOL DESIGN REFER TO THE APPENDIX-GRID SECTION FROM FHWA'S STANDARD HIGHWAY SIGNS BOOK -APPENDIX SECTION.
SHA CENTER LOGO IF NO ADDITIONAL TRANSIT LOGO IS USED.

A	B	C	D	E	F	G	H	J	K	L	M	N
24	30	.625	2	8	3	3 D	4.5	8	5	6	1.125	1.5
30	36	.75	3	9	3	4 D	5	11	6	7	1.5	1.875
36	48	.875	4	11	3	6 D	7	14	8	9	2.25	2.25

SHA REFERENCES
MdMUTCD SECTION - 2D.41

COLORS: LEGEND —WHITE (RETROREFLECTIVE)
BACKGROUND —GREEN (RETROREFLECTIVE)
SYMBOL —GREEN ON WHITE (RETROREFLECTIVE)



NOTES:

1. FOR SYMBOL DESIGN REFER TO THE APPENDIX-GRID SECTION FROM FHWA'S STANDARD HIGHWAY SIGNS BOOK-APPENDIX SECTION.
2. VERTICALLY CENTER "NO TRUCKS" OVERLAY WITHIN "H" DIMENSION.

- * CLEARVIEW TYPE SYSTEM: CLEARVIEWHWY-4-W
- ** CLEARVIEW TYPE SYSTEM: CLEARVIEWHWY-5-W
- *** ALTERNATE MESSAGE (WHEN "NEXT RIGHT" OPTION IS USED, "L" DIMENSION IS NOT NEEDED)

SIGN SIZE	DIMENSIONS (INCHES)							
	A	B	C	D	E	F	G	H
STD	144	108	2	10	30	15	13.3**	16-1/2
STD "NO TRUCKS"	144	132	2	10	30	15	13.3**	40-1/2

SIGN SIZE	DIMENSIONS (INCHES)							
	K	L	M	N	P	Q	R	J
STD	13.2	15*	10.7	12	--	--	--	10*
STD "NO TRUCKS"	13.2	15*	10.7	12	4	10E	108	10*

REFERENCES

MdMUTCD SECTION - 2D.41, 2E.32

COLORS

MAIN SIGN

LEGEND - WHITE
BACKGROUND - GREEN

"NO TRUCKS" OVERLAY

LEGEND - BLACK
BACKGROUND - WHITE

APPROVED Tom Hicks (signature on file)
DIRECTOR - OFFICE OF TRAFFIC AND SAFETY



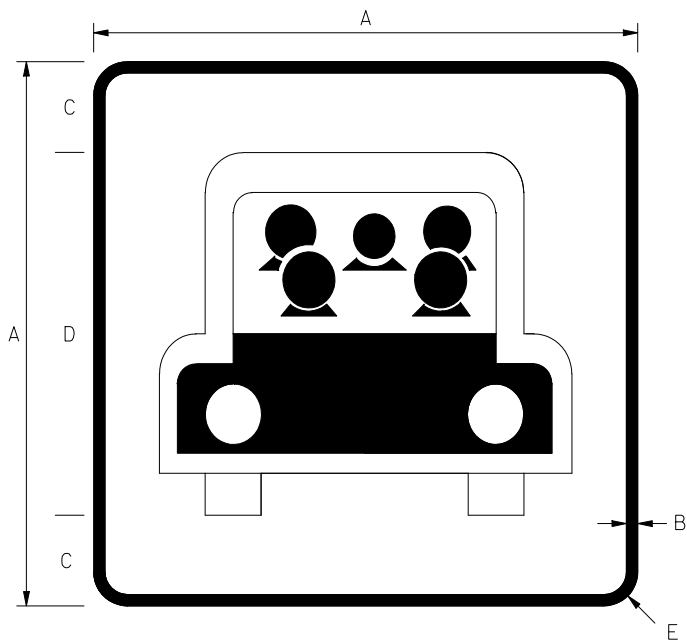
APPROVAL • SHA REVISIONS	APPROVAL • FEDERAL HIGHWAY ADMINISTRATION
APPROVAL 03/02/2009	APPROVAL
REVISED	REVISED
REVISED	REVISED
REVISED	REVISED

Maryland Department of Transportation
STATE HIGHWAY ADMINISTRATION
MARYLAND STANDARD HIGHWAY SIGNS

PARK AND RIDE EXIT XX (SYMBOL)

SIGN NUMBER

D4-2(1)



NOTES:

1. FOR SYMBOL DESIGN REFER TO THE APPENDIX-GRID SECTION FROM FHWA'S STANDARD HIGHWAY SIGNS BOOK-APPENDIX SECTION.
2. FOR USE ON SERVICE PLATES ONLY.

SIGN SIZE	DIMENSIONS (INCHES)				
	A	B	C	D	E
MIN	18	1/2	3	12	1-1/2
STD	24	1/2	4	16	1-1/2
SPECIAL	30	3/4	5	20	1-7/8

REFERENCES

MdMUTCD SECTION - 2D.41

COLORS

LEGEND - WHITE

BACKGROUND - GREEN

APPROVED Tom Hicks (signature on file)
DIRECTOR - OFFICE OF TRAFFIC AND SAFETY

Maryland Department of Transportation
STATE HIGHWAY ADMINISTRATION
MARYLAND STANDARD HIGHWAY SIGNS

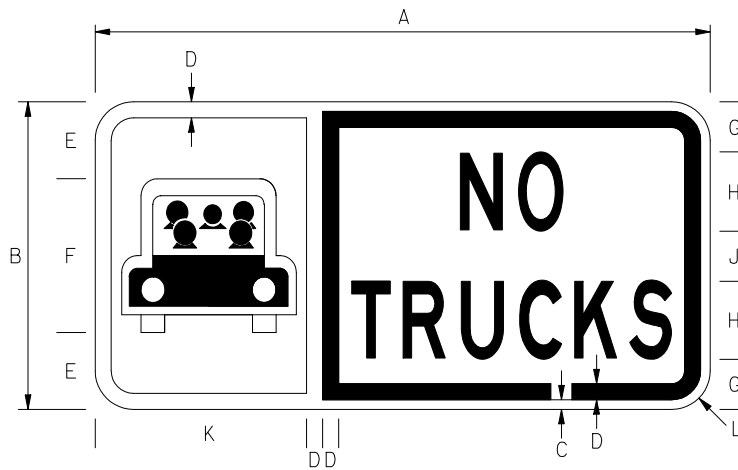


APPROVAL • SHA REVISIONS	APPROVAL • FEDERAL HIGHWAY ADMINISTRATION
APPROVAL 03/02/2009	APPROVAL
REVISED	REVISED
REVISED	REVISED
REVISED	REVISED

PARK & RIDE SYMBOL

SIGN NUMBER

D4-2(2)



NOTES:

1. FOR SYMBOL DESIGN REFER TO THE APPENDIX-GRID SECTION FROM FHWA'S STANDARD HIGHWAY SIGNS BOOK-APPENDIX SECTION.
2. FOR USE ON SERVICE PANEL UNDERNEATH GROUND MOUNT GUIDE SIGN, MATCH HEIGHT OF GENERIC SERVICE SIGN(S).

SIGN SIZE	DIMENSIONS (INCHES)										
	A	B	C	D	E	F	G	H	J	K	L
STD	48	24	3/4	1-1/4	6	12	4	6C	4	16-1/2	3
EXPWY	66	30	1	1-1/4	6	18	4-1/2	8C	5	25	3

REFERENCES

MdMUTCD SECTION - 2D.41

COLORS

LEGEND

LEFT - WHITE
RIGHT - BLACK

BACKGROUND

LEFT - GREEN
RIGHT - WHITE

APPROVED Tom Hicks (signature on file)
DIRECTOR - OFFICE OF TRAFFIC AND SAFETY

Maryland Department of Transportation
STATE HIGHWAY ADMINISTRATION
MARYLAND STANDARD HIGHWAY SIGNS



APPROVAL • SHA REVISIONS	APPROVAL • FEDERAL HIGHWAY ADMINISTRATION
APPROVAL 03/02/2009	APPROVAL
REVISED	REVISED
REVISED	REVISED
REVISED	REVISED

NO TRUCKS WITH PARK & RIDE SYMBOL

SIGN NUMBER

D4-2(3)



D4-3

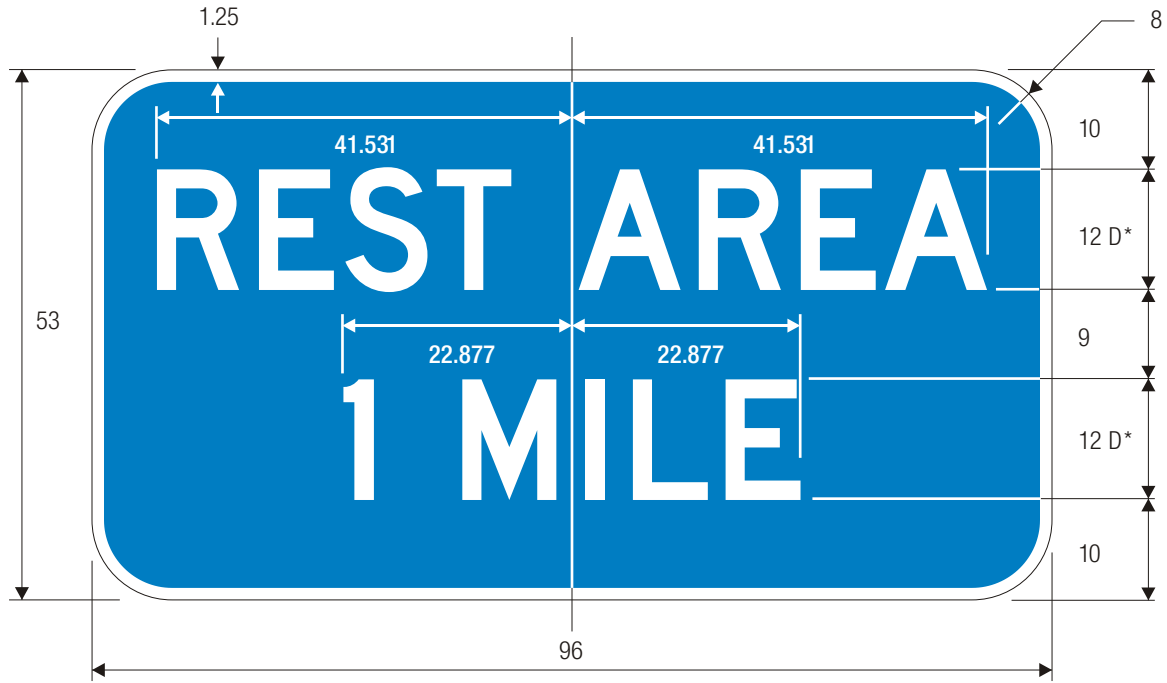
BICYCLE PARKING

SHA *FOR SYMBOL DESIGN REFER TO THE APPENDIX-GRID SECTION FROM FHWA'S STANDARD HIGHWAY SIGNS BOOK -APPENDIX SECTION

SHA **FOR ARROWHEAD DIMENSIONS REFER TO STANDARD ARROW DETAILS IN APPENDIX-ARROWS SECTION FROM FHWA'S STANDARD HIGHWAY SIGNS BOOK-APPENDIX SECTION.

SHA REFERENCES
MdMUTCD SECTION - 9B.22

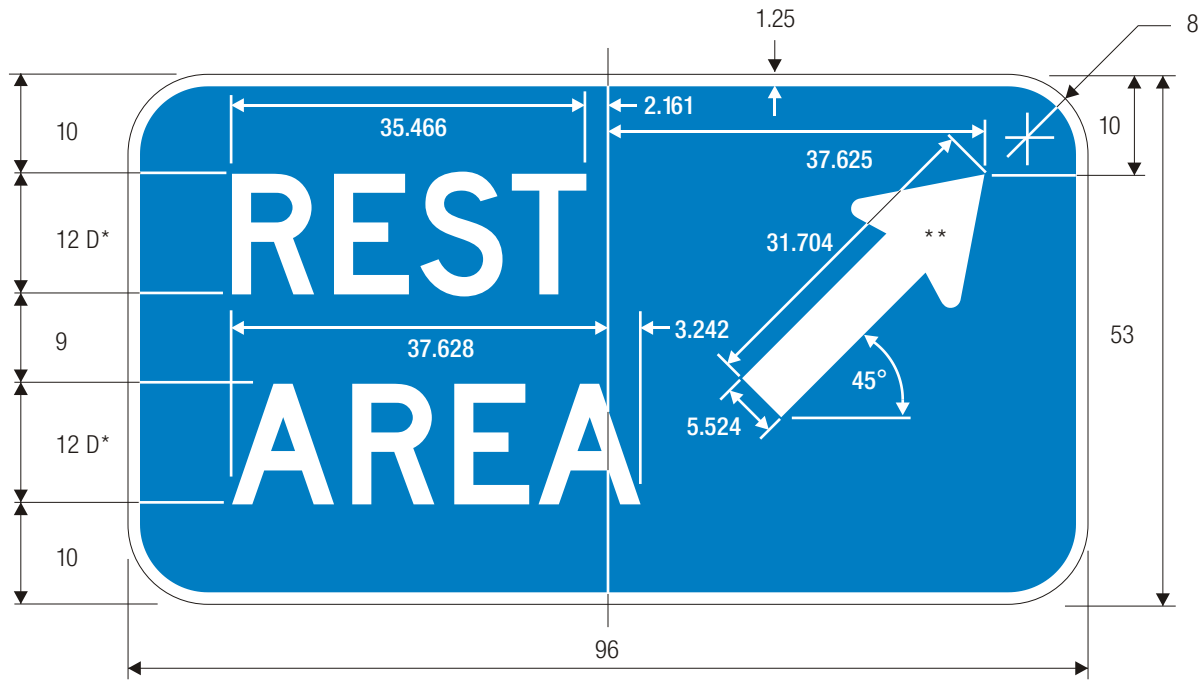
COLORS: LEGEND & SYMBOL — GREEN (RETROREFLECTIVE)
BACKGROUND — WHITE (RETROREFLECTIVE)



SHA
SIGN SHALL NOT BE USED ALONG STATE OWNED, OPERATED AND MAINTAINED ROADWAYS.

D5-1

ADVANCE REST AREA DISTANCE



SHA
SIGN SHALL NOT BE USED ALONG STATE OWNED, OPERATED AND MAINTAINED ROADWAYS.

D5-2

REST AREA EXIT DIRECTION

*Series 2000 Standard Alphabets.
SHA **FOR ARROWHEAD DIMENSIONS REFER TO STANDARD ARROW DETAILS IN APPENDIX-ARROWS SECTION FROM FHWA'S STANDARD HIGHWAY SIGNS BOOK-APPENDIX SECTION.

COLORS: LEGEND & ARROW – WHITE (RETROREFLECTIVE)
BACKGROUND – BLUE (RETROREFLECTIVE)



NEXT RIGHT H*

NOTE: ALTERNATE DISTANCES MAY BE USED.

- * ALTERNATE MESSAGE (WHEN "NEXT RIGHT" OPTION IS USED, "G" DIMENSION IS NOT NEEDED)
- ** CLEARVIEW TYPE SYSTEM: CLEARVIEWHWY-4-W
- *** CLEARVIEW TYPE SYSTEM: CLEARVIEWHWY-5-W

SIGN SIZE	DIMENSIONS (INCHES)									
	A	B	C	D	E	F	G	H	J	K
STD	120	60	1-1/2	10-1/2	13.33***	10.67	15**	10**	13	4

REFERENCES

MdMUTCD SECTION - 2D.42, 2E.52

COLORS

LEGEND - WHITE

BACKGROUND - BLUE

APPROVED Tom Hicks (signature on file)
DIRECTOR - OFFICE OF TRAFFIC AND SAFETY

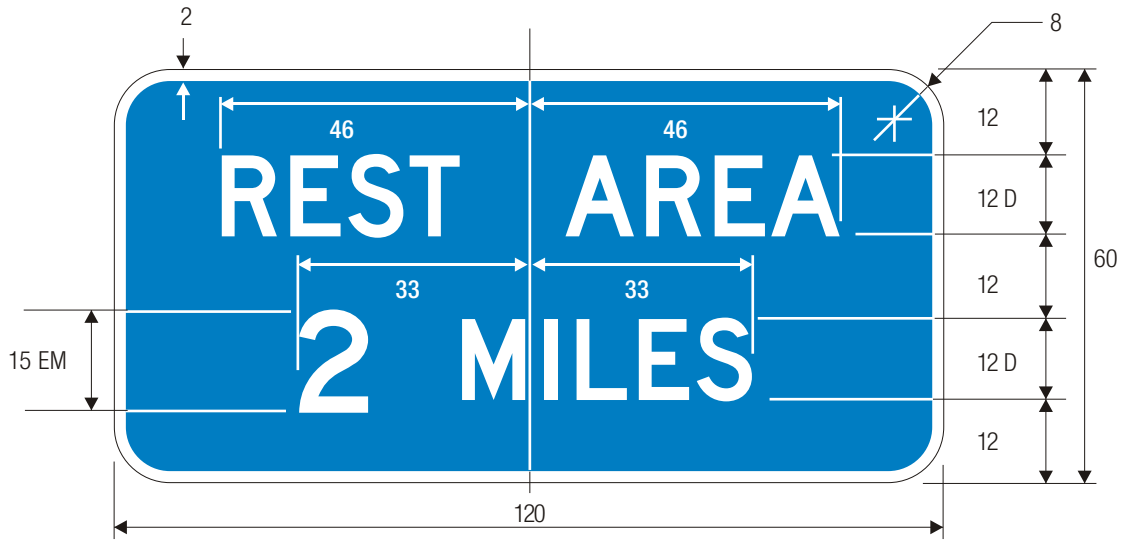
Maryland Department of Transportation
STATE HIGHWAY ADMINISTRATION
MARYLAND STANDARD HIGHWAY SIGNS

	APPROVAL • SHA REVISIONS	APPROVAL • FEDERAL HIGHWAY ADMINISTRATION
	APPROVAL 03/02/2009	APPROVAL
	REVISED	REVISED
	REVISED	REVISED
	REVISED	REVISED

REST AREA ADVANCE SIGN

SIGN NUMBER

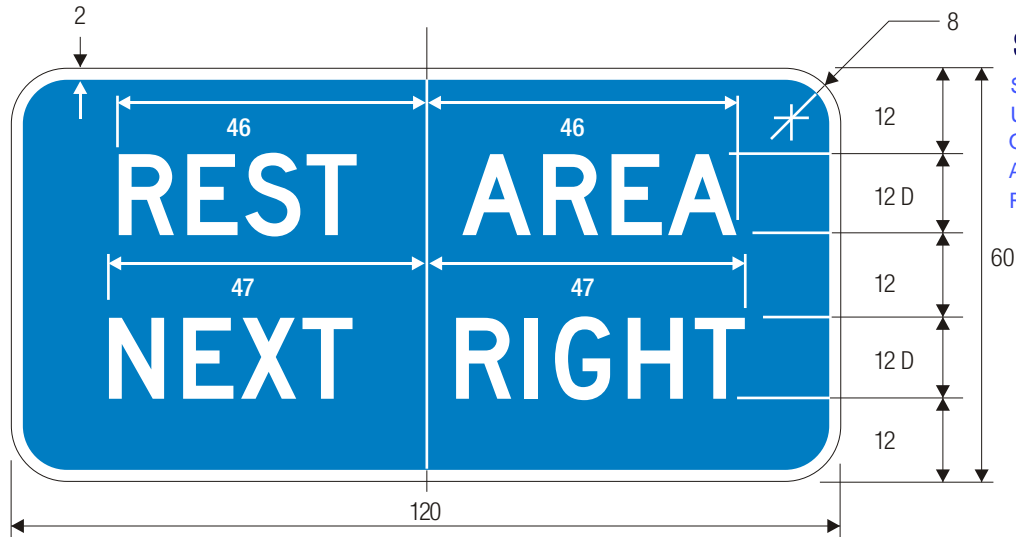
D5-1(1)



D5-1a

SHA SIGN SHALL NOT BE USED ALONG STATE OWNED, OPERATED AND MAINTAINED ROADWAYS.

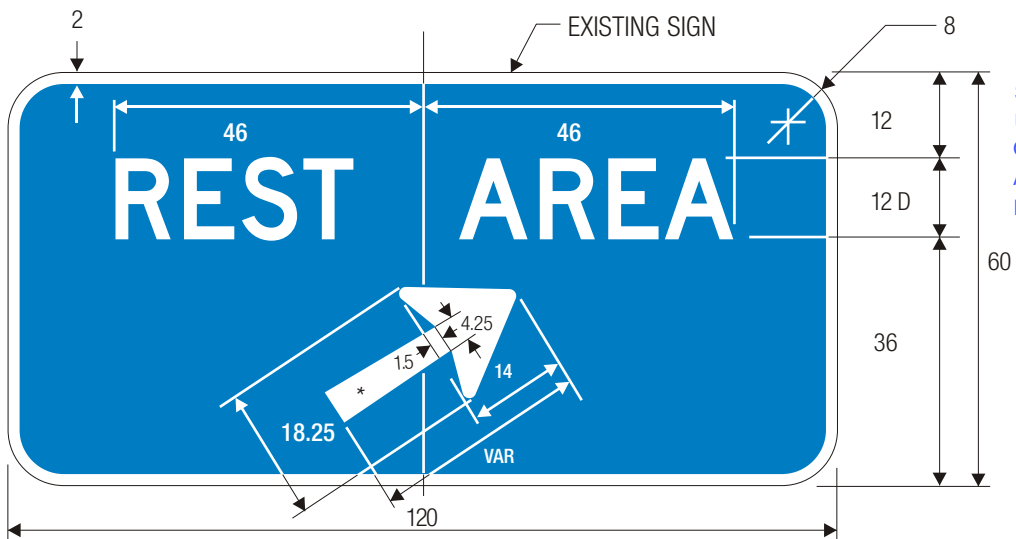
COLORS: LEGEND — WHITE (RETROREFLECTIVE)
 BACKGROUND — BLUE (RETROREFLECTIVE)



SHA

SIGN SHALL NOT BE USED ALONG STATE OWNED, OPERATED AND MAINTAINED ROADWAYS.

D5-1b



SHA

SIGN SHALL NOT BE USED ALONG STATE OWNED, OPERATED AND MAINTAINED ROADWAYS.

D5-2a

SHA

*FOR ARROWHEAD DIMENSIONS REFER TO ARROWS FOR GUIDE SIGNS DOWN-ARROW DETAIL IN APPENDIX-ARROW SECTION FROM FWHA'S STANDARD HIGHWAY SIGNS BOOK-APPENDIX SECTION

**Optically center other State names

***Reduce spacing to fit

COLORS: LEGEND — WHITE (RETROREFLECTIVE)
BACKGROUND— BLUE (RETROREFLECTIVE)



NOTE: FOR ARROW DIMENSIONS AND DETAILS REFER TO ARW-1(I) AND ARW-2(I).

* CLEARVIEW TYPE SYSTEM: CLEARVIEWHWY-5-W

SIGN SIZE	DIMENSIONS (INCHES)							
	A	B	C	D	E	F	G	H
STD	120	72	1-1/2	10	13.33*	10.67	28	4

REFERENCES

MdMUTCD SECTION - 2D.42, 2E.52

COLORS

LEGEND - WHITE

BACKGROUND - BLUE

APPROVED Tom Hicks (signature on file)
DIRECTOR - OFFICE OF TRAFFIC AND SAFETY

Maryland Department of Transportation
STATE HIGHWAY ADMINISTRATION
MARYLAND STANDARD HIGHWAY SIGNS



APPROVAL • SHA REVISIONS	APPROVAL • FEDERAL HIGHWAY ADMINISTRATION
APPROVAL 03/02/2009	APPROVAL
REVISED	REVISED
REVISED	REVISED
REVISED	REVISED

REST AREA EXIT DIRECTION

SIGN NUMBER

D5-2(1)



NOTE: FOR ARROW DIMENSIONS AND DETAILS REFER TO ARW-1(I) AND ARW-2(I).

* CLEARVIEW TYPE SYSTEM: CLEARVIEWHWY-5-W

SIGN SIZE	DIMENSIONS (INCHES)							
	A	B	C	D	E	F	G	H
STD	60	72	1-1/4	7	10.67*	6.83	23	3

REFERENCES

MdMUTCD SECTION - 2D.42, 2E.52

COLORS

LEGEND - WHITE

BACKGROUND - BLUE

APPROVED Tom Hicks (signature on file)
DIRECTOR - OFFICE OF TRAFFIC AND SAFETY

Maryland Department of Transportation
STATE HIGHWAY ADMINISTRATION
MARYLAND STANDARD HIGHWAY SIGNS



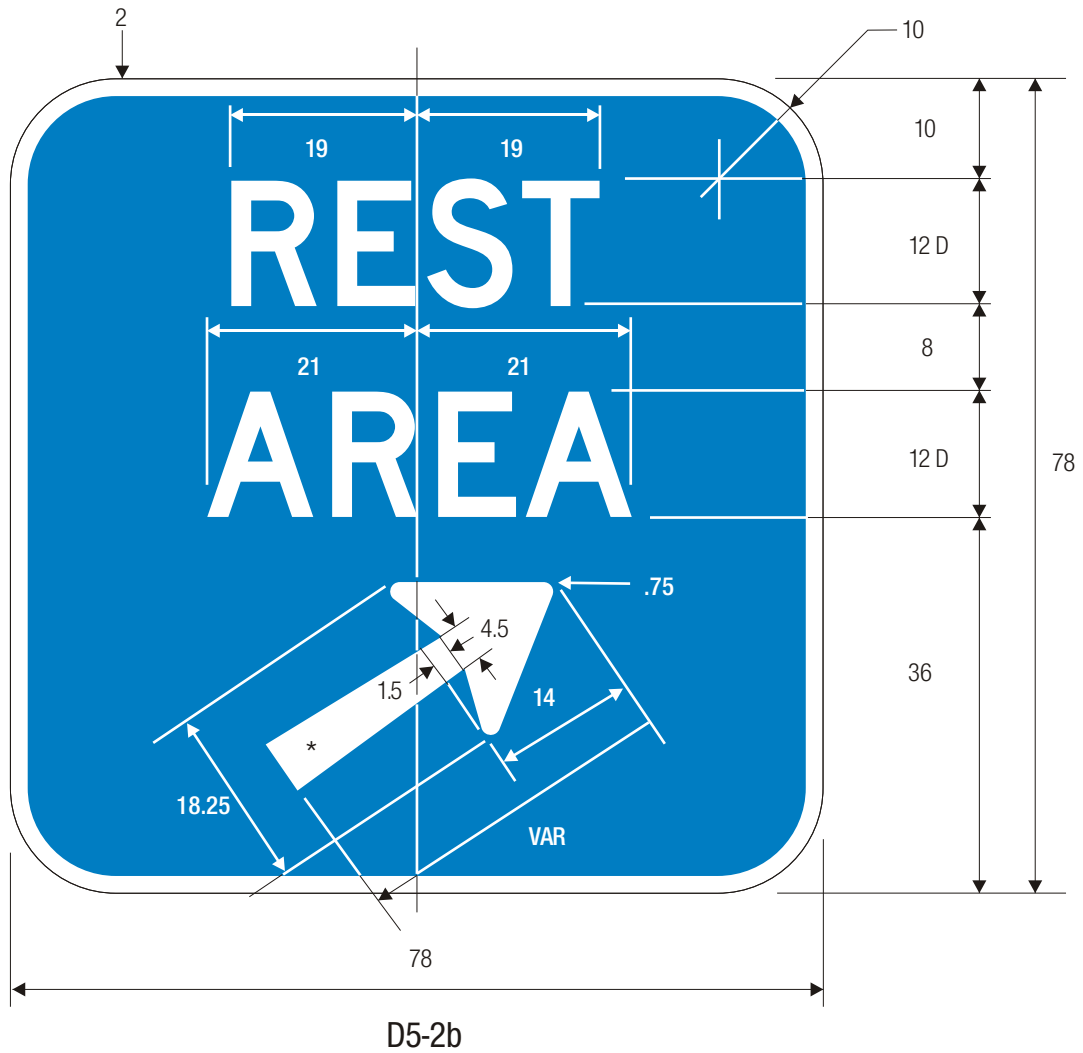
APPROVAL • SHA REVISIONS	APPROVAL • FEDERAL HIGHWAY ADMINISTRATION
APPROVAL 03/02/2009	APPROVAL
REVISED	REVISED
REVISED	REVISED
REVISED	REVISED

REST AREA GORE SIGN

SIGN NUMBER

D5-2b(1)

REST AREA GORE SIGN

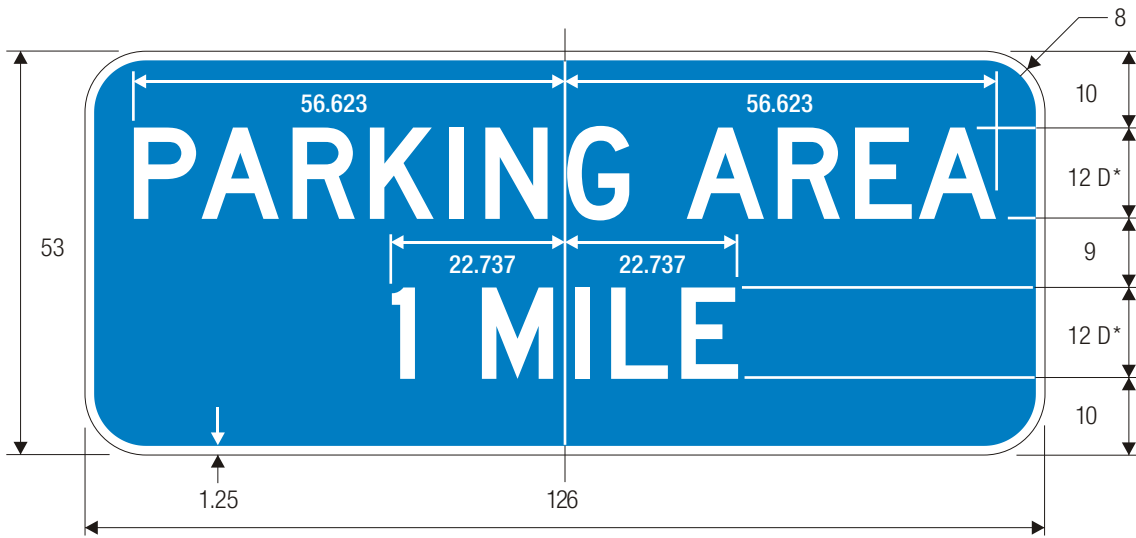


SHA SIGN SHALL NOT BE USED ALONG STATE OWNED, OPERATED AND MAINTAINED ROADWAYS.

*Optically center arrow

SHA FOR ARROWHEAD DIMENSIONS REFER TO ARROWS FOR GUIDE SIGNS DOWN-ARROW DETAIL IN APPENDIX-ARROW SECTION FROM FHWA'S STANDARD HIGHWAY SIGNS BOOK-APPENDIX SECTION

COLORS: LEGEND — WHITE (RETROREFLECTIVE)
BACKGROUND— BLUE (RETROREFLECTIVE)

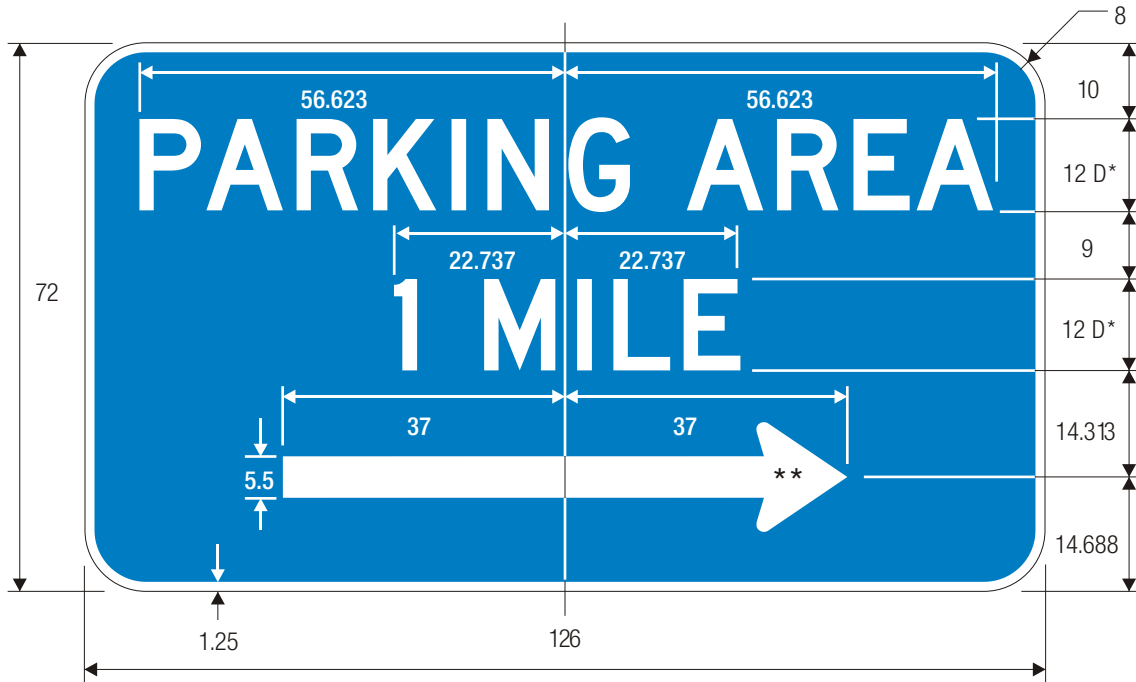


SHA
SIGN SHALL NOT BE USED ALONG STATE OWNED, OPERATED AND MAINTAINED ROADWAYS.

D5-3

ADVANCE PARKING AREA DISTANCE

*Series 2000 Standard Alphabets.



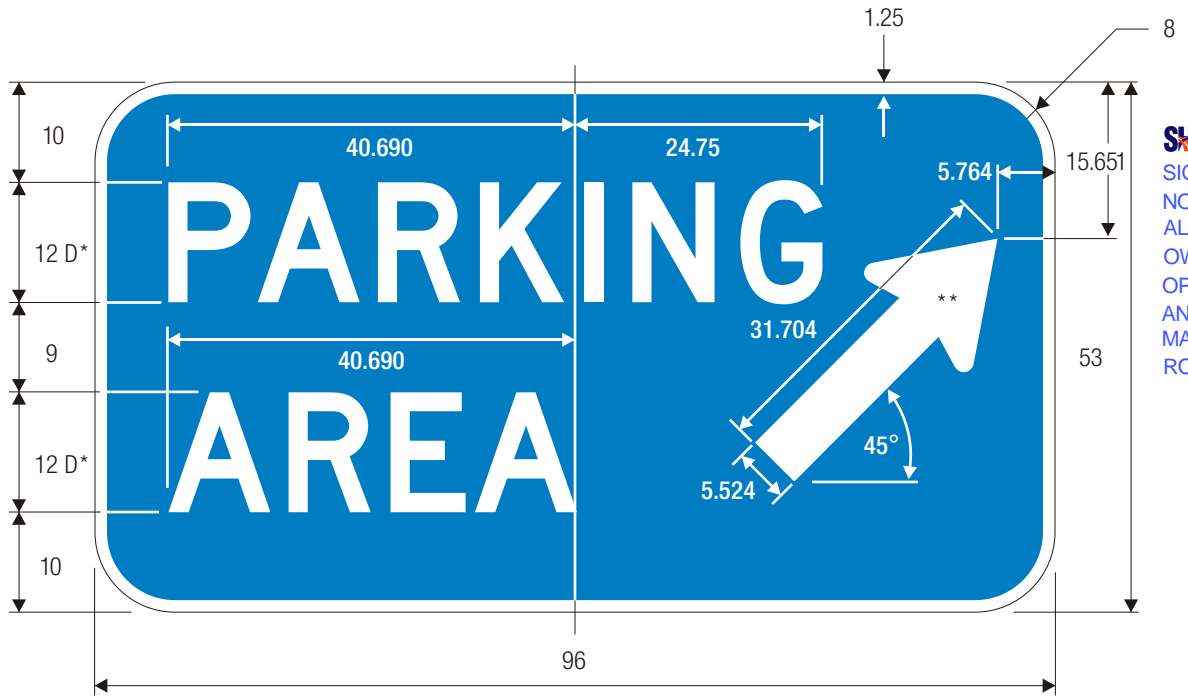
SHA
SIGN SHALL NOT BE USED ALONG STATE OWNED, OPERATED AND MAINTAINED ROADWAYS.

D5-3c

PARKING AREA ARROW & DISTANCE

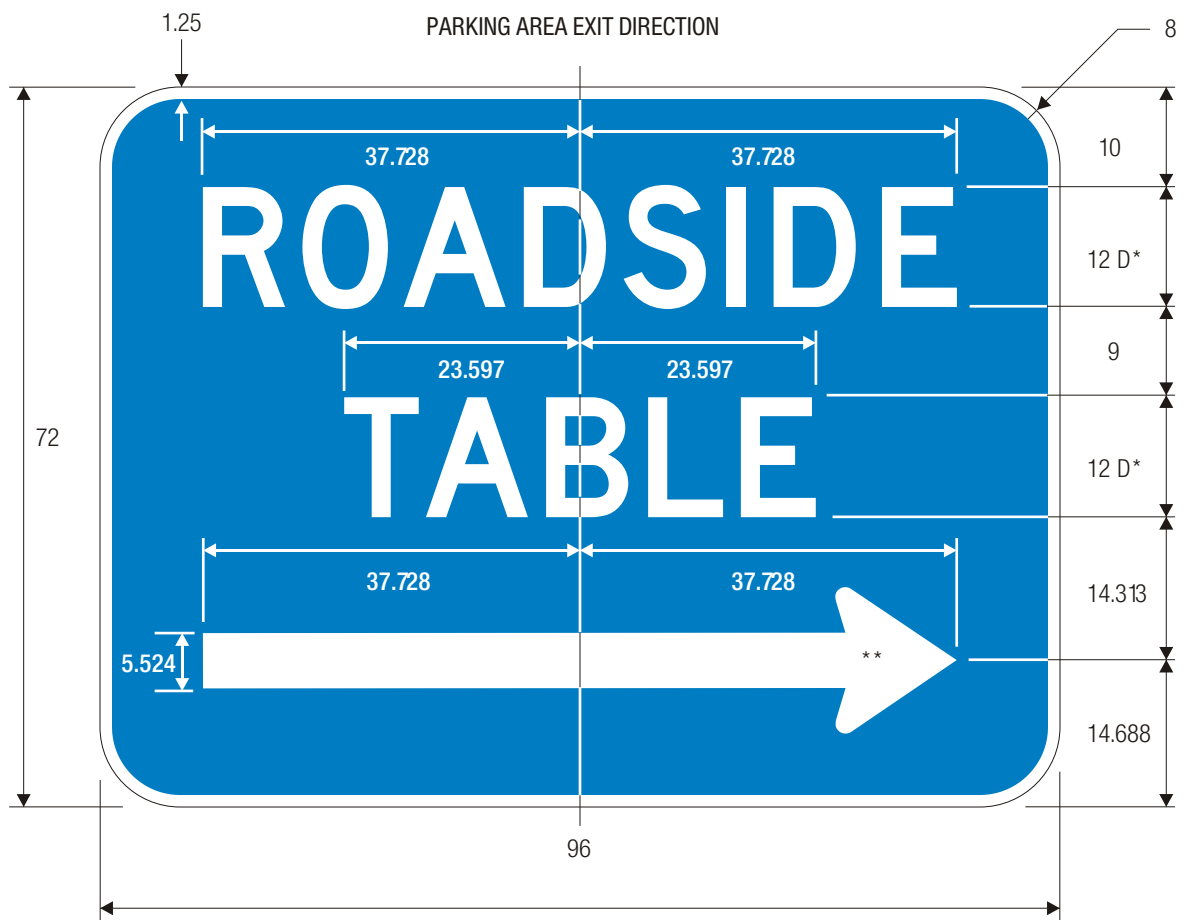
SHA **FOR ARROWHEAD DIMENSIONS REFER TO STANDARD ARROW DETAILS IN APPENDIX-ARROWS SECTION FROM FHWA'S STANDARD HIGHWAY SIGNS BOOK-APPENDIX SECTION.

COLORS: LEGEND & ARROW – WHITE (RETROREFLECTIVE)
BACKGROUND – BLUE (RETROREFLECTIVE)



SHA
SIGN SHALL NOT BE USED ALONG STATE OWNED, OPERATED AND MAINTAINED ROADWAYS.

D5-4



SHA
SIGN SHALL NOT BE USED ALONG STATE OWNED, OPERATED AND MAINTAINED ROADWAYS.

D5-5

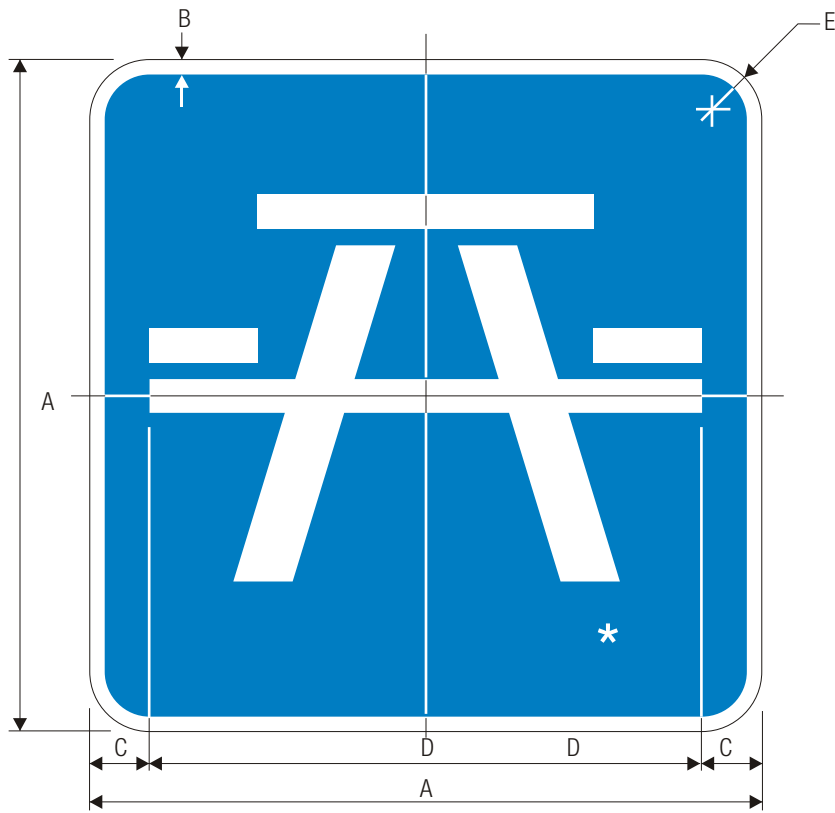
ROADSIDE TABLE ARROW

*Series 2000 Standard Alphabets.



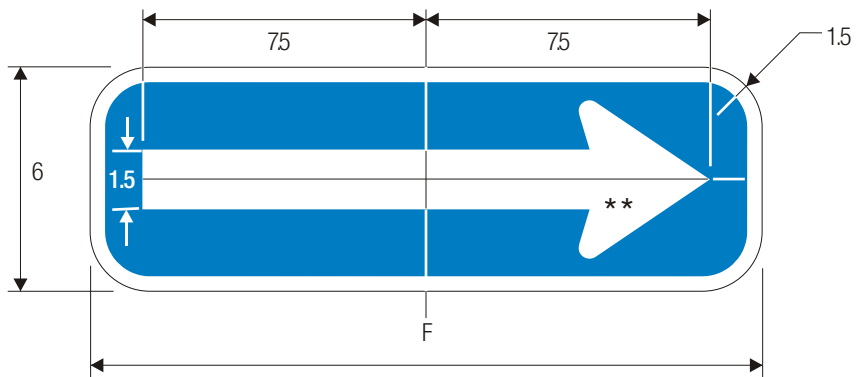
**FOR ARROWHEAD DIMENSIONS REFER TO STANDARD ARROW DETAILS IN APPENDIX-ARROWS SECTION FROM FHWA'S STANDARD HIGHWAY SIGNS BOOK-APPENDIX SECTION.

COLORS: LEGEND & ARROW – WHITE (RETROREFLECTIVE)
BACKGROUND – BLUE (RETROREFLECTIVE)



D5-5a

ROADSIDE TABLE SYMBOL



SHA SIGN SHALL NOT BE USED ALONG STATE OWNED, OPERATED AND MAINTAINED ROADWAYS.

SHA *FOR SYMBOL DESIGN REFER TO THE APPENDIX-GRID SECTION FROM FHWA'S STANDARD HIGHWAY SIGNS BOOK -APPENDIX SECTION

SHA **FOR ARROWHEAD DIMENSIONS REFER TO STANDARD ARROW DETAILS IN APPENDIX-ARROWS SECTION FROM FHWA'S STANDARD HIGHWAY SIGNS BOOK-APPENDIX SECTION.

A	B	C	D	E	F
18	.5	1.5	15	1.5	18
24	.5	2	20	1.5	24
30	.75	2.5	25	1.875	24

SHA REFERENCES
MdMUTCD SECTION - 2D.42

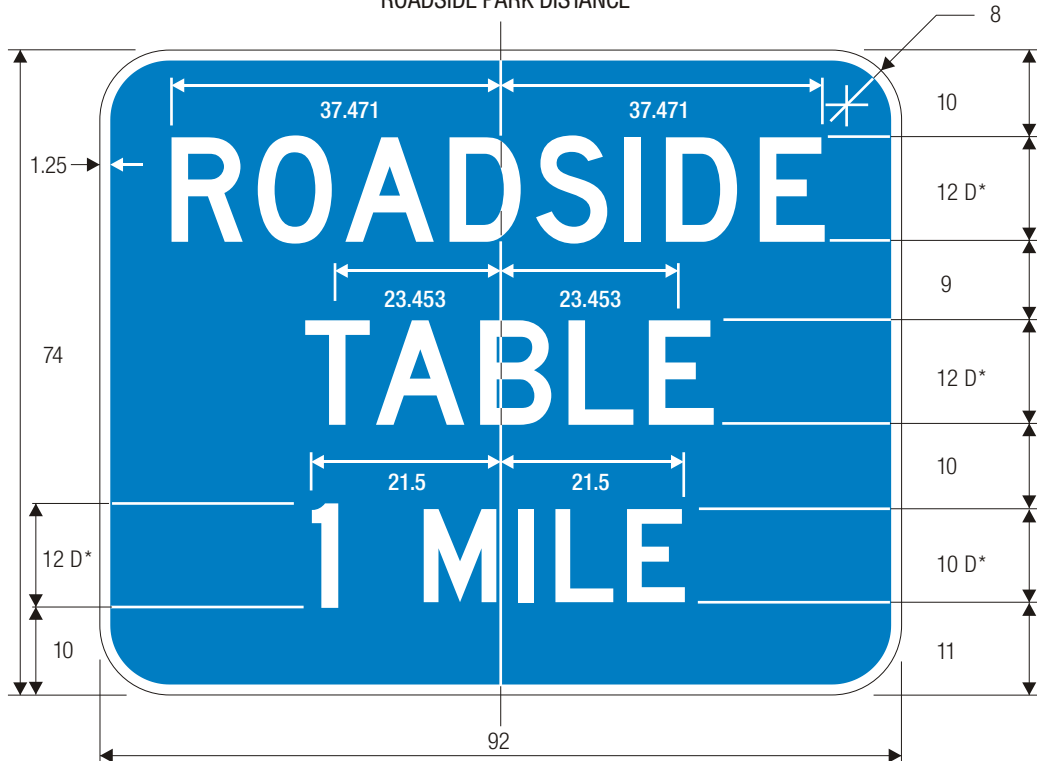
COLORS: SYMBOL WHITE (RETROREFLECTIVE)
BACKGROUND BLUE (RETROREFLECTIVE)



SHA
SIGN SHALL NOT BE USED ALONG STATE OWNED, OPERATED AND MAINTAINED ROADWAYS.

D5-5d

ROADSIDE PARK DISTANCE



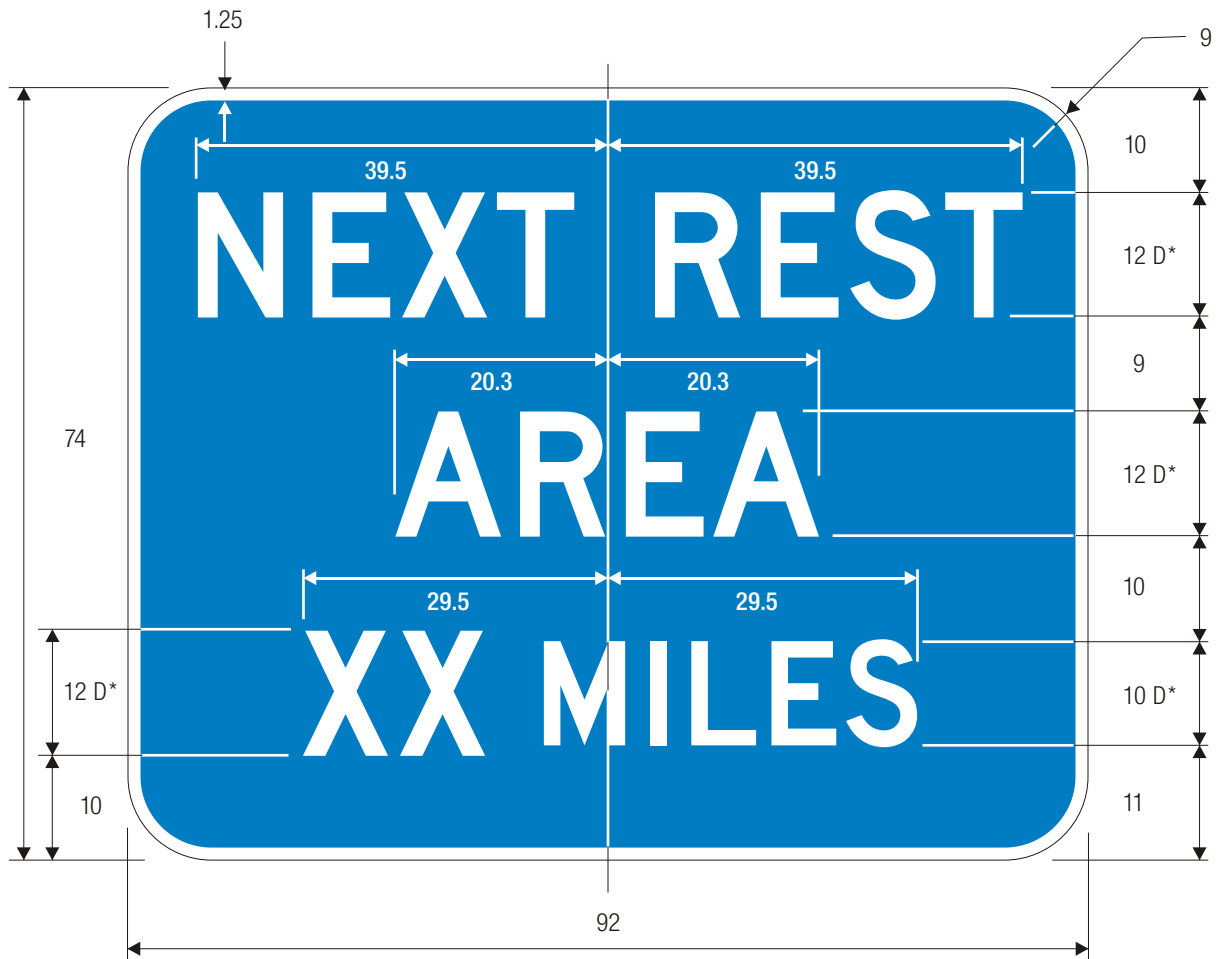
SHA
SIGN SHALL NOT BE USED ALONG STATE OWNED, OPERATED AND MAINTAINED ROADWAYS.

D5-5e

ROADSIDE TABLE DISTANCE

*Series 2000 Standard Alphabets.

COLORS: LEGEND & ARROW – WHITE (RETROREFLECTIVE)
BACKGROUND – BLUE (RETROREFLECTIVE)



D5-6

NEXT REST AREA (XX MILES)

SHA SIGN SHALL NOT BE USED ALONG STATE OWNED, OPERATED AND MAINTAINED ROADWAYS.

COLORS: LEGEND & ARROW – WHITE (RETROREFLECTIVE)
 BACKGROUND – BLUE (RETROREFLECTIVE)



* CLEARVIEW TYPE SYSTEM: CLEARVIEWHWY-4-W
 ** CLEARVIEW TYPE SYSTEM: CLEARVIEWHWY-5-W

SIGN SIZE	DIMENSIONS (INCHES)									
	A	B	C	D	E	F	G	H	J	K
STD	120	72	1-1/2	7.67	13.33**	7-1/2	15*	10*	10.167	4

REFERENCES

MdMUTCD SECTION - 2D.42, 2E.52

COLORS

LEGEND - WHITE

BACKGROUND - BLUE

APPROVED Tom Hicks (signature on file)
 DIRECTOR - OFFICE OF TRAFFIC AND SAFETY

Maryland Department of Transportation
STATE HIGHWAY ADMINISTRATION

MARYLAND STANDARD HIGHWAY SIGNS

NEXT REST AREA XX MILES



APPROVAL • SHA REVISIONS	APPROVAL • FEDERAL HIGHWAY ADMINISTRATION
APPROVAL 03/02/2009	APPROVAL
REVISED	REVISED
REVISED	REVISED
REVISED	REVISED

SIGN NUMBER

D5-6(1)

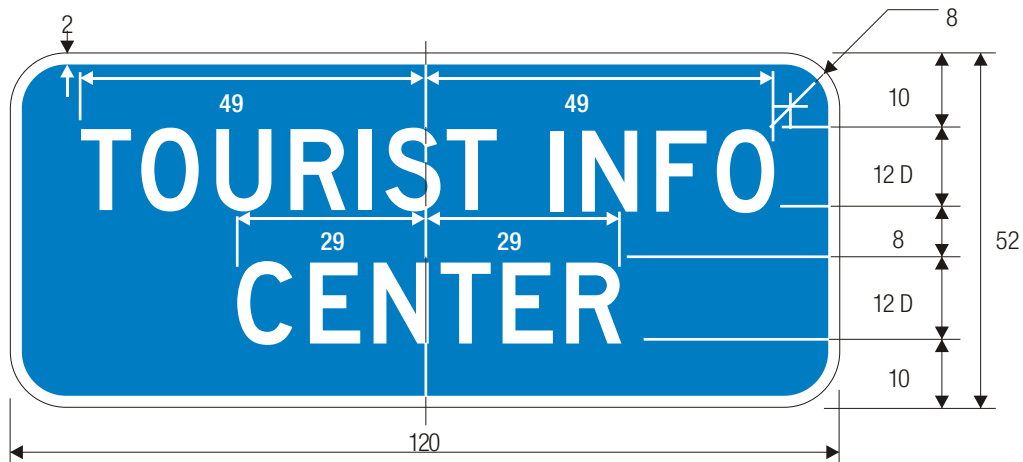
ADVANCE REST AREA—TOURIST
INFORMATION CENTER SIGN



SHA
SIGN SHALL
NOT BE USED
ALONG STATE
OWNED,
OPERATED
AND
MAINTAINED
ROADWAYS.

D5-7

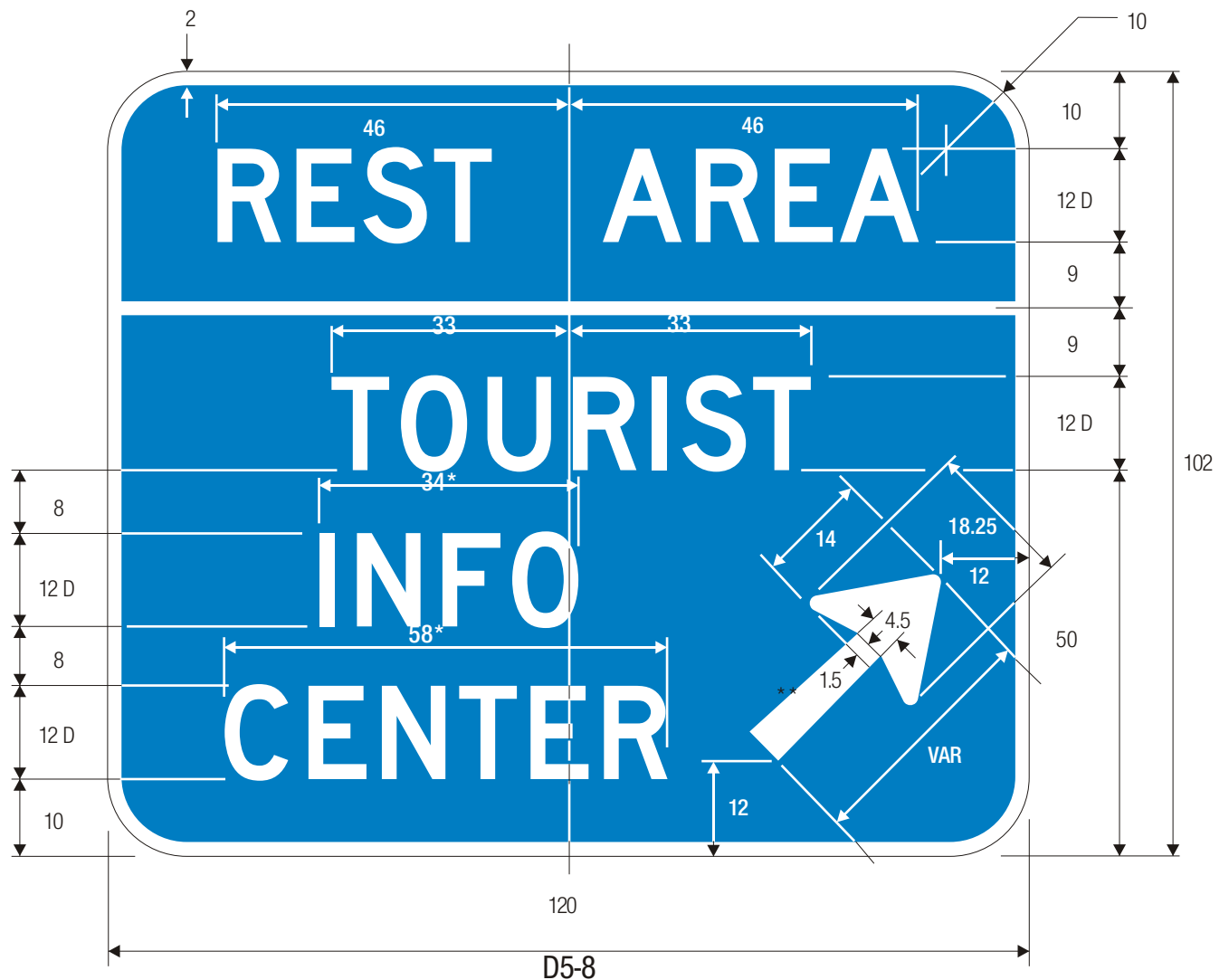
*OPTICALLY CENTER OTHER DISTANCES



SHA
SIGN SHALL
NOT BE USED
ALONG STATE
OWNED,
OPERATED
AND
MAINTAINED
ROADWAYS.

D5-7a

COLORS: LEGEND — WHITE (RETROREFLECTIVE)
BACKGROUND— BLUE (RETROREFLECTIVE)



D5-8
 COMBINATION REST AREA
 TOURIST INFO CENTER
 EXIT DIRECTION

*Optically center legend

SHA **FOR ARROWHEAD DIMENSIONS REFER TO ARROWS FOR GUIDE
 SIGNS DOWN-ARROW DETAIL IN APPENDIX-ARROW SECTION FROM
 FHWA'S STANDARD HIGHWAY SIGNS BOOK-APPENDIX SECTION

SIGN SHALL NOT BE USED ALONG STATE OWNED, OPERATED AND MAINTAINED ROADWAYS.

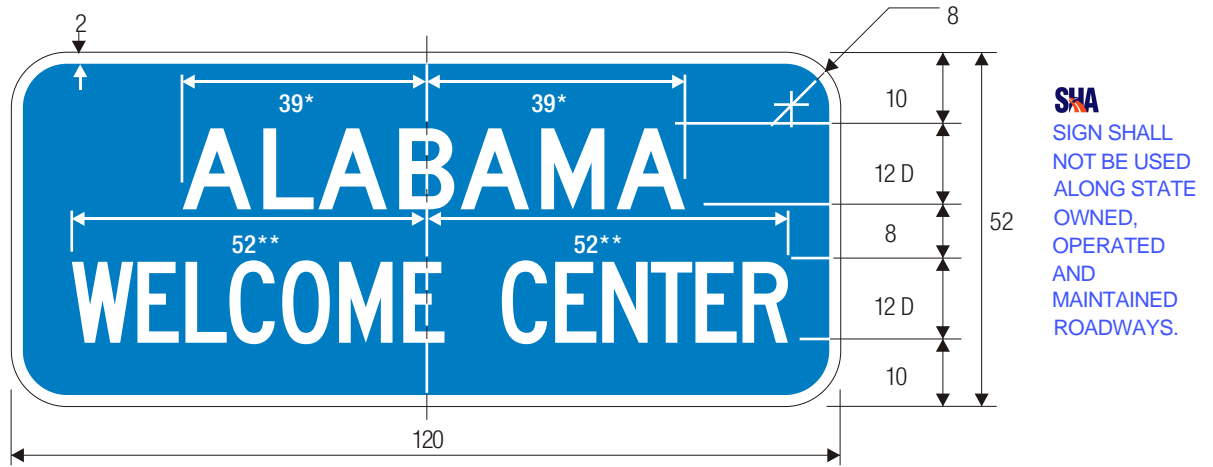
SHA

COLORS: LEGEND — WHITE (RETROREFLECTIVE)
 BACKGROUND— BLUE (RETROREFLECTIVE)

Advance Rest-Welcome Sign



D5-9



D5-9a

*Optically center other State names
 **Reduce spacing to fit

COLORS: LEGEND — WHITE (RETROREFLECTIVE)
 BACKGROUND — BLUE (RETROREFLECTIVE)

EXIT DIRECTION REST
AREA-WELCOME CENTER SIGN



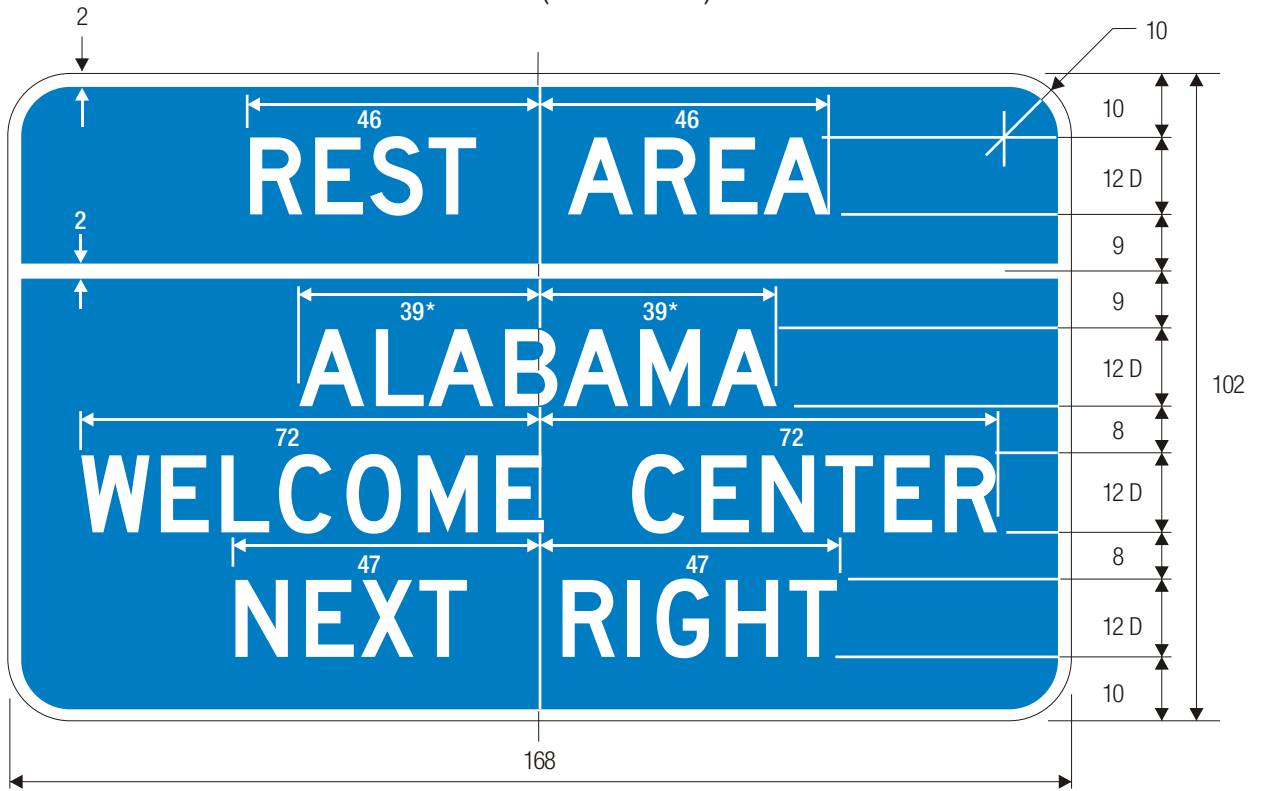
COMBINATION REST AREA
STATE WELCOME CENTER
EXIT DIRECTION

*Optically center legend
SHA **FOR ARROWHEAD DIMENSIONS REFER TO ARROWS
 FOR GUIDE SIGNS DOWN-ARROW DETAIL IN
 APPENDIX-ARROW SECTION FROM FWHA'S STANDARD
 HIGHWAY SIGNS BOOK-APPENDIX SECTION

SHA SIGN SHALL NOT BE USED ALONG STATE OWNED, OPERATED AND MAINTAINED ROADWAYS.

COLORS: LEGEND — WHITE (RETROREFLECTIVE)
 BACKGROUND— BLUE (RETROREFLECTIVE)

EXIT DIRECTION REST AREA-WELCOME
CENTER SIGN (ALTERNATE)



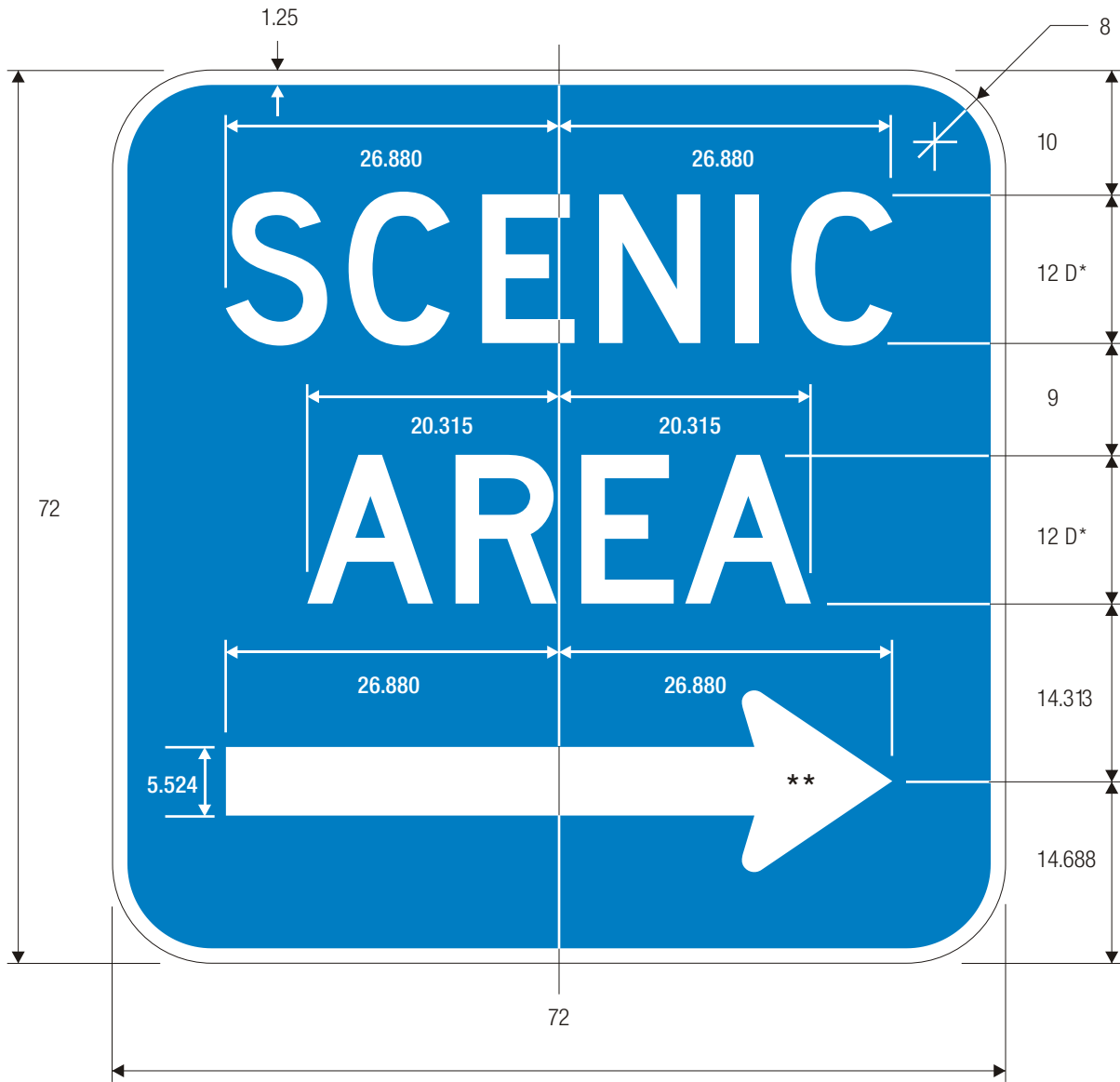
D5-11

*Optically center other State names

COMBINATION REST AREA
STATE WELCOME CENTER
NEXT RIGHT

SHA SIGN SHALL NOT BE USED ALONG STATE OWNED, OPERATED AND MAINTAINED ROADWAYS.

COLORS: LEGEND — WHITE (RETROREFLECTIVE)
BACKGROUND— BLUE (RETROREFLECTIVE)



D6-1
SCENIC AREA ARROW

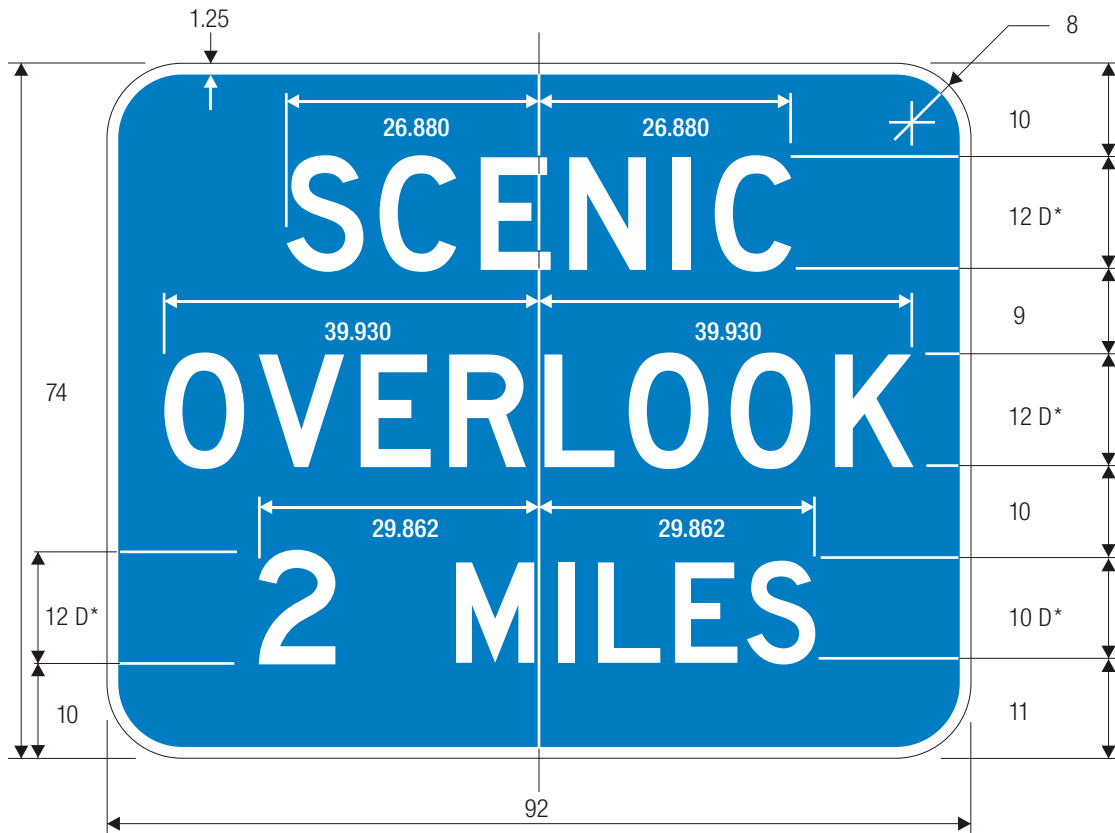
* Series 2000 Standard Alphabets
SHA **FOR ARROWHEAD DIMENSIONS REFER TO STANDARD ARROW
 DETAILS IN APPENDIX-ARROWS SECTION FROM FHWA'S
 STANDARD HIGHWAY SIGNS BOOK-APPENDIX SECTION.

Option: The D6-1 thru D6-3 signs may have text
 "AREA", "VIEW" or "OVERLOOK".

For SCENIC OVERLOOK use 84" width.

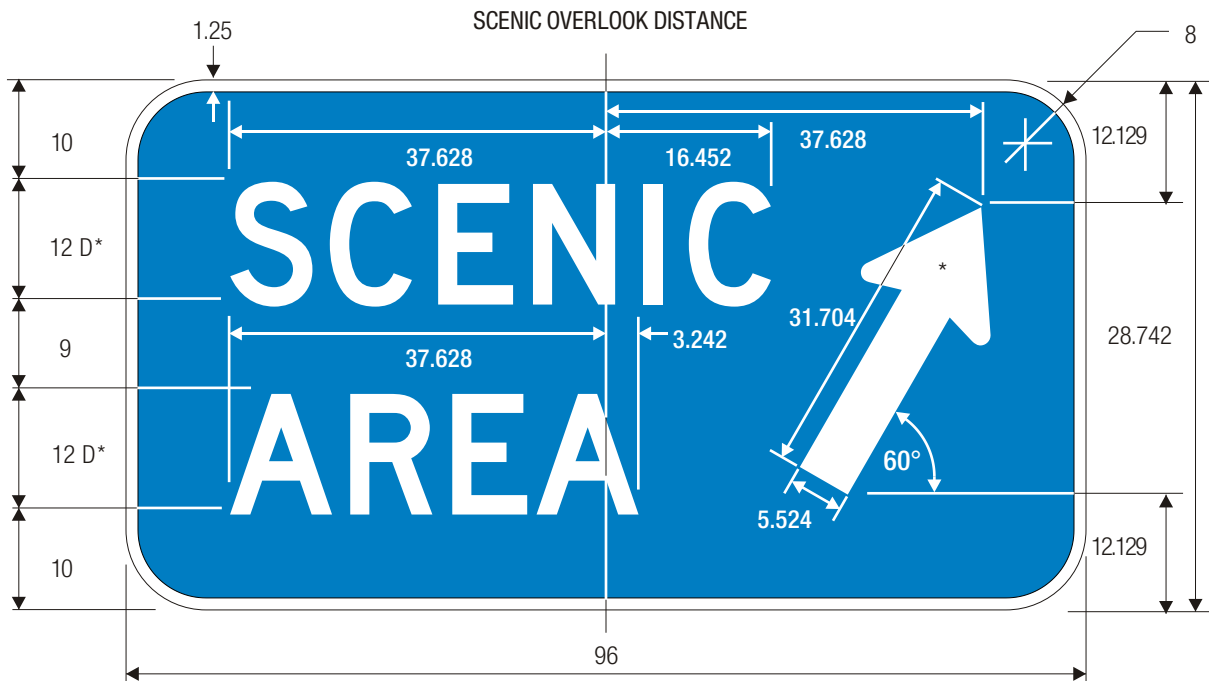
SHA SIGN SHALL NOT BE USED ALONG STATE OWNED, OPERATED AND MAINTAINED ROADWAYS.

COLORS: LEGEND & ARROW – WHITE (RETROREFLECTIVE)
 BACKGROUND – BLUE (RETROREFLECTIVE)



D6-2

SHA
SIGN SHALL NOT BE USED ALONG STATE OWNED, OPERATED AND MAINTAINED ROADWAYS.



D6-3

SHA
SIGN SHALL NOT BE USED ALONG STATE OWNED, OPERATED AND MAINTAINED ROADWAYS.

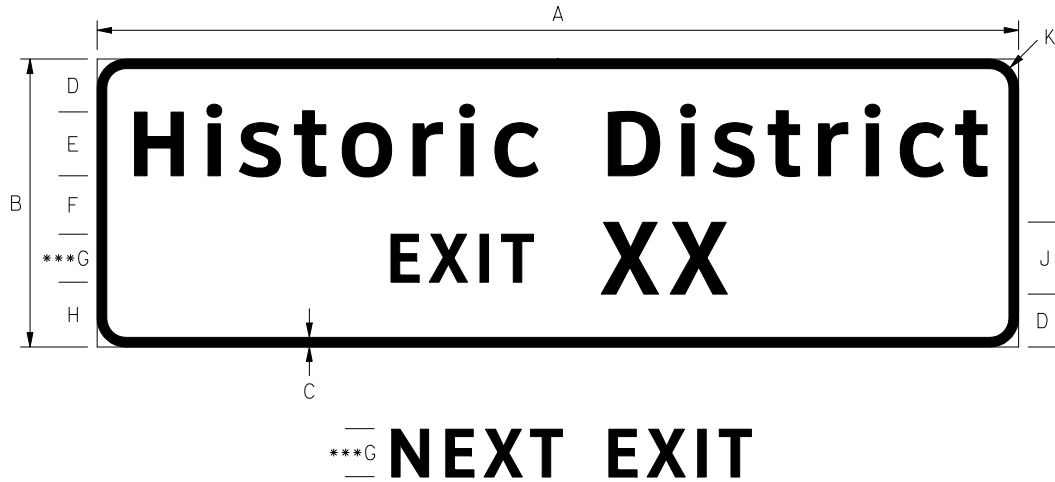
Option: The D6-1 thru D6-3 signs may have text "AREA", "VIEW" or "OVERLOOK".

SCENIC AREA EXIT DIRECTION

*Series 2000 Standard Alphabets.

SHA **FOR ARROWHEAD DIMENSIONS REFER TO STANDARD ARROW DETAILS IN APPENDIX-ARROWS SECTION FROM FHWA'S STANDARD HIGHWAY SIGNS BOOK-APPENDIX SECTION.

COLORS: LEGEND & ARROW – WHITE (RETROREFLECTIVE)
BACKGROUND – BLUE (RETROREFLECTIVE)



- * CLEARVIEW TYPE SYSTEM: CLEARVIEWHWY-4-W
- ** CLEARVIEW TYPE SYSTEM: CLEARVIEWHWY-5-W
- *** ALTERNATE MESSAGE (WHEN "NEXT EXIT" OPTION IS USED, "J" DIMENSION IS NOT NEEDED)

SIGN SIZE	DIMENSIONS (INCHES)									
	A	B	C	D	E	F	G	H	J	K
STD	192	60	2	11	13.3**	12.2	10*	13-1/2	15*	6

REFERENCES

MdMUTCD SECTION - 2D.48, 2H.02

COLORS

LEGEND - WHITE

BACKGROUND - BROWN

APPROVED Tom Hicks (signature on file)
DIRECTOR - OFFICE OF TRAFFIC AND SAFETY

Maryland Department of Transportation
STATE HIGHWAY ADMINISTRATION
MARYLAND STANDARD HIGHWAY SIGNS




APPROVAL • SHA REVISIONS	APPROVAL • FEDERAL HIGHWAY ADMINISTRATION
APPROVAL 03/02/2009	APPROVAL
REVISED	REVISED
REVISED	REVISED
REVISED	REVISED

HISTORIC DISTRICT EXIT XX / NEXT EXIT

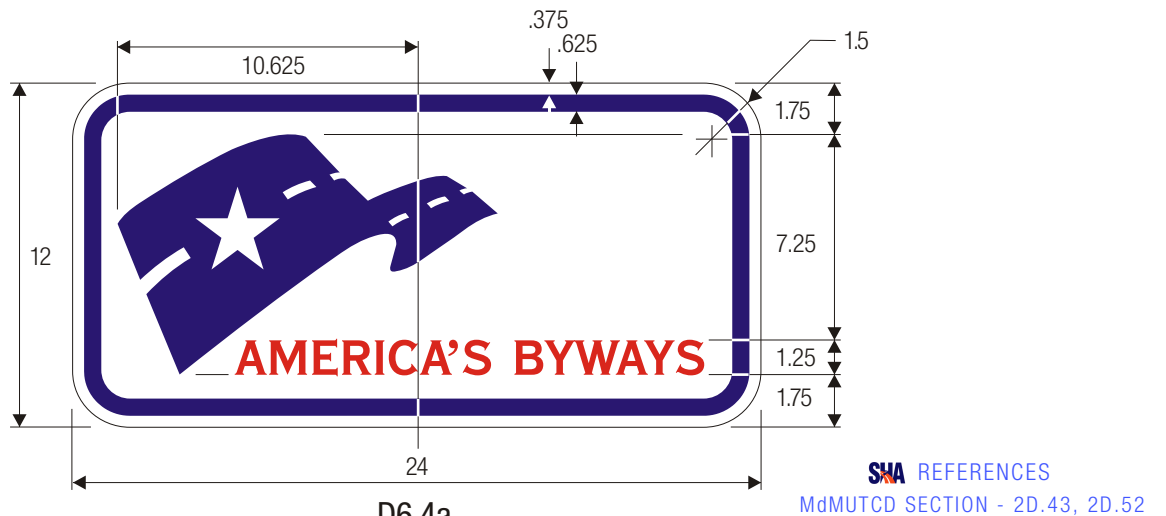
SIGN NUMBER

D6-2(1)



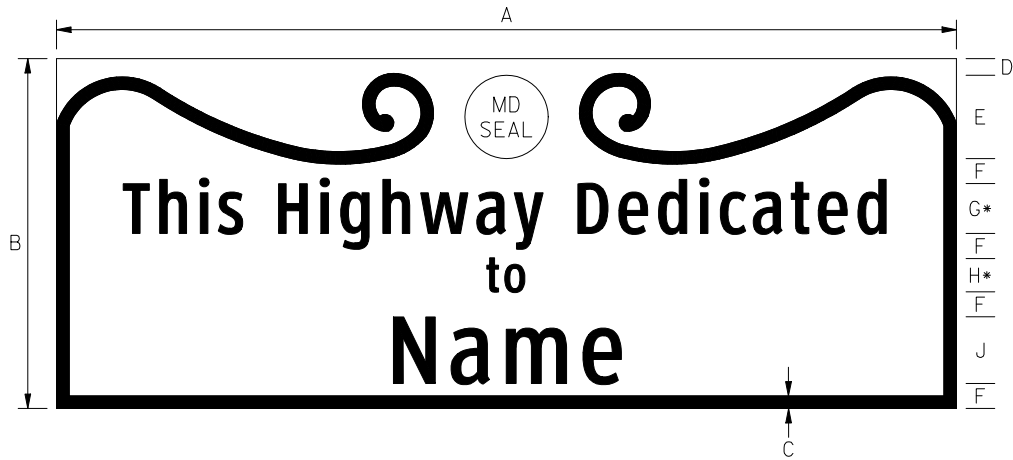
D6-4
NATIONAL SCENIC BYWAYS

SHA *FOR SYMBOL DESIGN REFER TO THE APPENDIX-GRID SECTION FROM FHWA'S STANDARD HIGHWAY SIGNS BOOK -APPENDIX SECTION



D6-4a
NATIONAL SCENIC BYWAYS

COLORS:	SYMBOL	BLUE & WHITE (RETROREFLECTIVE)
	LEGEND	RED (RETROREFLECTIVE)
	BACKGROUND	WHITE (RETROREFLECTIVE)



NOTE: FOR DETAILS AND DIMENSIONS OF SCROLL AND MD SEAL CONTACT SHA SIGN SHOP.

- * LINE MAY HAVE ALTERNATE MESSAGE
- ** CLEARVIEW TYPE SYSTEM: CLEARVIEWHWY-2-W

SIGN SIZE	DIMENSIONS (INCHES)								
	A	B	C	D	E	F	G	H	J
STD	108	42	1-1/2	2	10	3	6**	4**	8**

REFERENCES

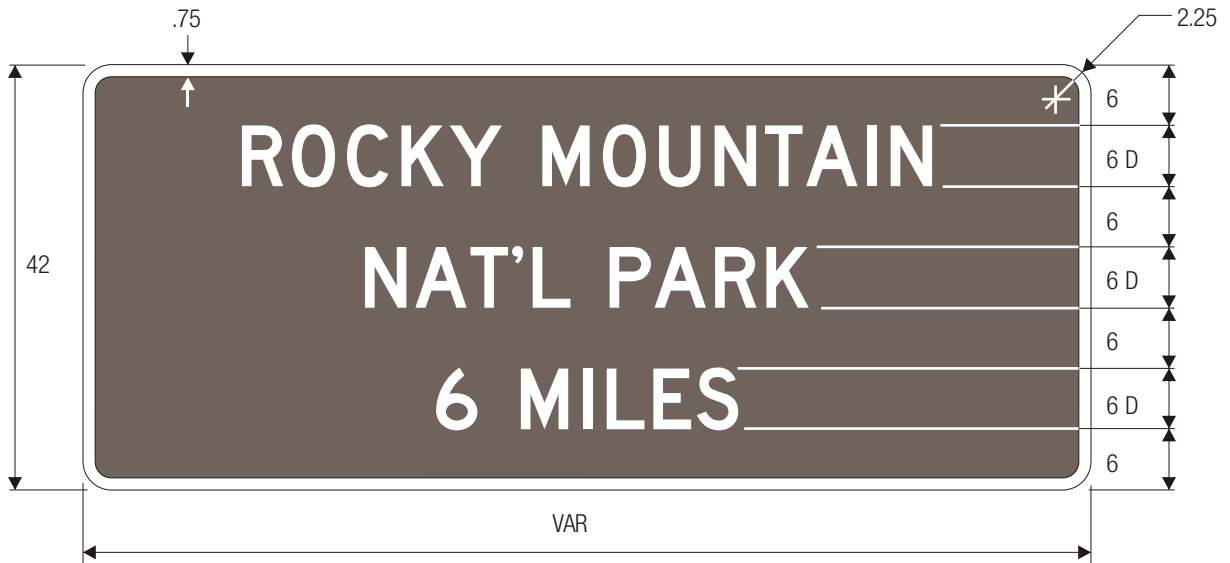
MdMUTCD SECTION - 2D.49, 2E.08

COLORS

LEGEND - WHITE
BACKGROUND - BROWN

<p>APPROVED <u>Tom Hicks (signature on file)</u> DIRECTOR - OFFICE OF TRAFFIC AND SAFETY</p>	<p>Maryland Department of Transportation STATE HIGHWAY ADMINISTRATION MARYLAND STANDARD HIGHWAY SIGNS HIGHWAY DEDICATION SIGN</p>		
<table border="1" style="width: 100%;"> <tr> <td style="width: 50%; text-align: center;"> <p>APPROVAL • SHA REVISIONS</p> <p>APPROVAL 03/02/2009</p> <p>REVISED</p> <p>REVISED</p> <p>REVISED</p> </td> <td style="width: 50%; text-align: center;"> <p>APPROVAL • FEDERAL HIGHWAY ADMINISTRATION</p> <p>APPROVAL</p> <p>REVISED</p> <p>REVISED</p> <p>REVISED</p> </td> </tr> </table>	<p>APPROVAL • SHA REVISIONS</p> <p>APPROVAL 03/02/2009</p> <p>REVISED</p> <p>REVISED</p> <p>REVISED</p>	<p>APPROVAL • FEDERAL HIGHWAY ADMINISTRATION</p> <p>APPROVAL</p> <p>REVISED</p> <p>REVISED</p> <p>REVISED</p>	<p>SIGN NUMBER D6-4(1)</p>
<p>APPROVAL • SHA REVISIONS</p> <p>APPROVAL 03/02/2009</p> <p>REVISED</p> <p>REVISED</p> <p>REVISED</p>	<p>APPROVAL • FEDERAL HIGHWAY ADMINISTRATION</p> <p>APPROVAL</p> <p>REVISED</p> <p>REVISED</p> <p>REVISED</p>		





SHA SIGN SHALL NOT BE USED ALONG STATE OWNED, OPERATED AND MAINTAINED ROADWAYS.

D7-1

NATIONAL PARK



SHA SIGN SHALL NOT BE USED ALONG STATE OWNED, OPERATED AND MAINTAINED ROADWAYS.

D7-2

NATIONAL PARK ARROW

SHA **FOR ARROWHEAD DIMENSIONS REFER TO STANDARD ARROW DETAILS IN APPENDIX-ARROWS SECTION FROM FHWA'S STANDARD HIGHWAY SIGNS BOOK-APPENDIX SECTION.

COLORS: LEGEND —WHITE (RETROREFLECTIVE)
 BACKGROUND —BROWN



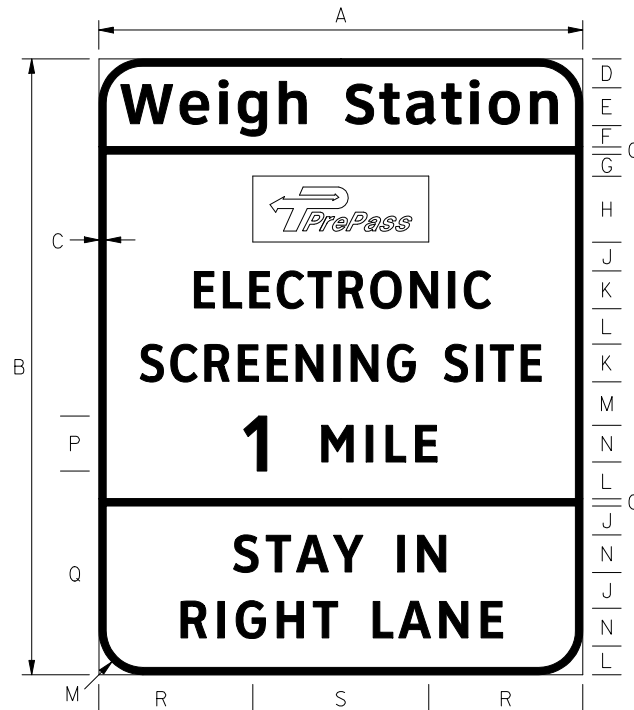
D8-1

ADVANCE WEIGH STATION DISTANCE

SHA SIGN SHALL NOT BE USED ALONG STATE OWNED, OPERATED AND MAINTAINED ROADWAYS.

A	B	C	D	E	F	G	H	J	K	L
60	48	1.5	6	8 E	6 E	6	18	24.5	14	3
78	60	2	8	10 E	8 E	7	22.375	30.625	19	4
96	72	2	9	12 E	10 E	9	26.875	36.75	23.5	5

COLORS: LEGEND -WHITE (RETROREFLECTIVE)
 BACKGROUND -GREEN (RETROREFLECTIVE)



NOTES:

1. FOR LOGO DESIGN CONTACT SHA SIGN SHOP.
2. ALTERNATE DISTANCES MAY BE USED.

- * CLEARVIEW TYPE SYSTEM: CLEARVIEWHWY-3-W
- ** CLEARVIEW TYPE SYSTEM: CLEARVIEWHWY-4-W
- *** CLEARVIEW TYPE SYSTEM: CLEARVIEWHWY-5-W-R

SIGN SIZE	DIMENSIONS (INCHES)							
	A	B	C	D	E	F	G	H
STD	132	168	2	7	10.67***	6.33	6	18

SIGN SIZE	DIMENSIONS (INCHES)								
	J	K	L	M	N	P	Q	R	S
STD	8	10*	10	12	10**	15**	55-1/2	42	48

REFERENCES

MdMUTCD SECTION - 2D.44, 2E.58

COLORS

LEGEND

TOP - WHITE
 MIDDLE - WHITE
 BOTTOM - WHITE

BACKGROUND

TOP - GREEN
 MIDDLE - GREEN
 BOTTOM - BLACK

APPROVED Tom Hicks (signature on file)
 DIRECTOR - OFFICE OF TRAFFIC AND SAFETY



APPROVAL • SHA REVISIONS	APPROVAL • FEDERAL HIGHWAY ADMINISTRATION
APPROVAL 03/02/2009	APPROVAL
REVISED	REVISED
REVISED	REVISED
REVISED	REVISED

**Maryland Department of Transportation
 STATE HIGHWAY ADMINISTRATION**

MARYLAND STANDARD HIGHWAY SIGNS

**WEIGH STATION PREPASS ELECTRONIC
 SCREENING SITE DISTANCE STAY IN RIGHT LANE**

SIGN NUMBER

D8-1(1)



NOTE: ALTERNATE DISTANCES MAY BE USED.

- * CLEARVIEW TYPE SYSTEM: CLEARVIEWHWY-4-W
- ** CLEARVIEW TYPE SYSTEM: CLEARVIEWHWY-5-W

SIGN SIZE	DIMENSIONS (INCHES)										
	A	B	C	D	E	F	G	H	J	K	L
STD	96	84	2	10.67	13.33**	10-1/2	13	10*	13.17	15*	6

REFERENCES

MdMUTCD SECTION - 2D.44, 2E.58

COLORS

LEGEND - WHITE

BACKGROUND - GREEN

APPROVED Tom Hicks (signature on file)
DIRECTOR - OFFICE OF TRAFFIC AND SAFETY

Maryland Department of Transportation
STATE HIGHWAY ADMINISTRATION
MARYLAND STANDARD HIGHWAY SIGNS



APPROVAL • SHA REVISIONS	APPROVAL • FEDERAL HIGHWAY ADMINISTRATION
APPROVAL 03/02/2009	APPROVAL
REVISED	REVISED
REVISED	REVISED
REVISED	REVISED

WEIGH STATION DISTANCE

SIGN NUMBER

D8-1(2)



* CLEARVIEW TYPE SYSTEM: CLEARVIEWHWY-2-W

SIGN SIZE	DIMENSIONS (INCHES)						
	A	B	C	D	E	F	G
STD	72	24	1-1/4	4	6*	4	3
EXPWY	96	36	1-1/4	7	8*	6	3

REFERENCES

MdMUTCD SECTION - 2D.44, 2E.58

COLORS

LEGEND - WHITE

BACKGROUND - GREEN

APPROVED Tom Hicks (signature on file)
DIRECTOR - OFFICE OF TRAFFIC AND SAFETY

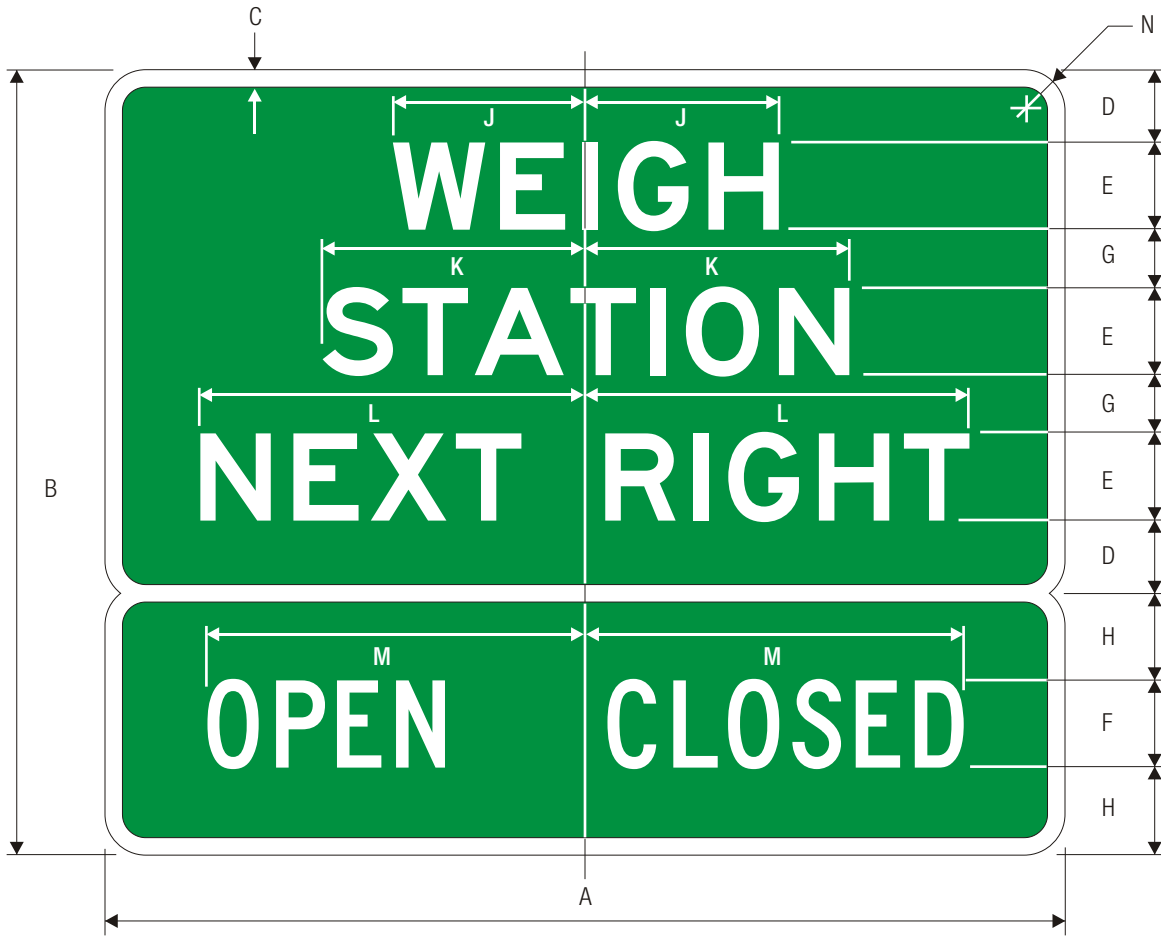
Maryland Department of Transportation
STATE HIGHWAY ADMINISTRATION
MARYLAND STANDARD HIGHWAY SIGNS

	APPROVAL • SHA REVISIONS	APPROVAL • FEDERAL HIGHWAY ADMINISTRATION
	APPROVAL 03/02/2009	APPROVAL
	REVISED	REVISED
	REVISED	REVISED
	REVISED	REVISED

TRUCK PARKING WHEN CLOSED

SIGN NUMBER

D8-1(3)



D8-2

WEIGH STATION NEXT RIGHT
(OPEN) (CLOSED)

SHA SIGN SHALL NOT BE USED ALONG STATE OWNED,
OPERATED AND MAINTAINED ROADWAYS.

A	B	C	D	E	F	G	H	J	K	L	M	N
66	54	1	5	6 E	6 C	4	6	12.5	18.5	27	26	4
84	72	1.5	6	8 E	8 C	6	8	18	24.5	36	35	5
108	90	2	8	10 E	10 C	7	10	22.375	30.625	45	44	6

COLORS: LEGEND -WHITE (RETROREFLECTIVE)
BACKGROUND -GREEN (RETROREFLECTIVE)



NOTE: FOR LOGO DESIGN CONTACT SHA SIGN SHOP.

- * CLEARVIEW TYPE SYSTEM: CLEARVIEWHWY-3-W
- ** CLEARVIEW TYPE SYSTEM: CLEARVIEWHWY-4-W
- *** CLEARVIEW TYPE SYSTEM: CLEARVIEWHWY-5-W-R

SIGN SIZE	DIMENSIONS (INCHES)						
	A	B	C	D	E	F	G
STD	132	144	2	7	10.67***	6.33	8

SIGN SIZE	DIMENSIONS (INCHES)						
	H	J	K	L	M	N	P
STD	18	10*	10**	10	42	48	12

REFERENCES

MdMUTCD SECTION - 2D.44, 2E.58

COLORS

LEGEND

- TOP - WHITE
- MIDDLE - WHITE
- BOTTOM - WHITE

BACKGROUND

- TOP - GREEN
- MIDDLE - GREEN
- BOTTOM - BLACK

APPROVED Tom Hicks (signature on file)
DIRECTOR - OFFICE OF TRAFFIC AND SAFETY



APPROVAL • SHA REVISIONS	APPROVAL • FEDERAL HIGHWAY ADMINISTRATION
APPROVAL 03/02/2009	APPROVAL
REVISED	REVISED
REVISED	REVISED
REVISED	REVISED

**Maryland Department of Transportation
STATE HIGHWAY ADMINISTRATION**

MARYLAND STANDARD HIGHWAY SIGNS

**WEIGH STATION PREPASS ELECTRONIC
SCREENING SITE STAY IN RIGHT LANE**

SIGN NUMBER

D8-2(1)



SHA SIGN SHALL NOT BE USED ALONG STATE OWNED, OPERATED AND MAINTAINED ROADWAYS.

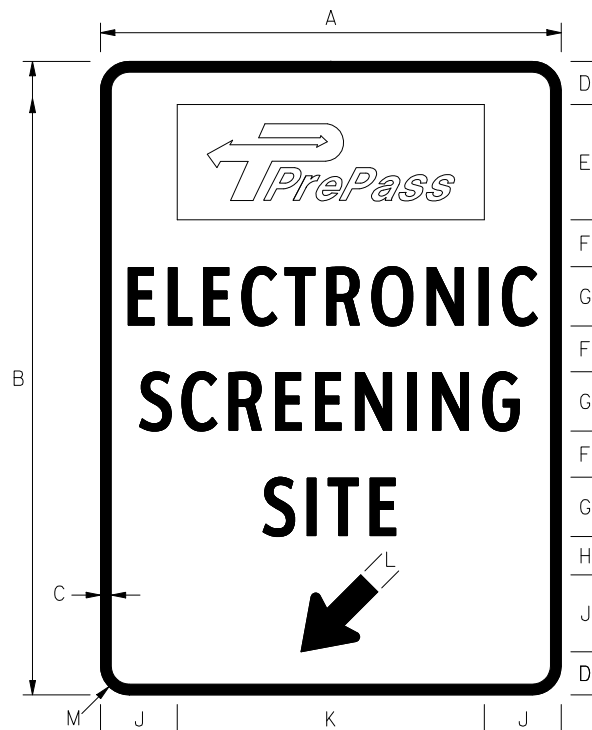
D8-3

SHA *FOR ARROWHEAD DIMENSIONS REFER TO ARROWS FOR GUIDE SIGNS DOWN-ARROW DETAIL IN APPENDIX-ARROW SECTION FROM FWHA'S STANDARD HIGHWAY SIGNS BOOK-APPENDIX SECTION

WEIGH STATION EXIT DIRECTION

A	B	C	D	E	F	G	H	J	K	L	M
48	42	1	4	6 E	14	12.5	18.5	7	12	9.125	3
66	60	1.5	6	8 E	20	18	24.5	10	15.125	11.563	4
84	78	2	8	10 E	26	22.375	30.625	13	18.25	14	5

COLORS: LEGEND -WHITE (RETROREFLECTIVE)
 BACKGROUND -GREEN (RETROREFLECTIVE)



NOTES:

1. FOR LOGO DESIGN CONTACT SHA SIGN SHOP.
2. FOR ARROW DIMENSIONS REFER TO ARROWDET-1 AND USE TWICE THE SHAFT LENGTH.

* CLEARVIEW TYPE SYSTEM: CLEARVIEWHWY-2-W

SIGN SIZE	DIMENSIONS (INCHES)											
	A	B	C	D	E	F	G	H	J	K	L	M
STD	48	66	1-1/8	4-1/2	12	5	6*	4	8	32	2-1/2	3

REFERENCES

MdMUTCD SECTION - 2D.44, 2E.58

COLORS

LEGEND - WHITE

BACKGROUND - GREEN

APPROVED Tom Hicks (signature on file)
DIRECTOR - OFFICE OF TRAFFIC AND SAFETY

Maryland Department of Transportation
STATE HIGHWAY ADMINISTRATION
MARYLAND STANDARD HIGHWAY SIGNS



APPROVAL • SHA REVISIONS	APPROVAL • FEDERAL HIGHWAY ADMINISTRATION
APPROVAL 03/02/2009	APPROVAL
REVISED	REVISED
REVISED	REVISED
REVISED	REVISED

PREPASS ELECTRONIC SCREENING SITE (ARROW)

SIGN NUMBER

D8-3(1)



* CLEARVIEW TYPE SYSTEM: CLEARVIEWHWY-4-W

SIGN SIZE	DIMENSIONS (INCHES)							
	A	B	C	D	E	F	G	H
STD	96	84	2	8-1/2	13.33*	8.67	23	6

REFERENCES

MdMUTCD SECTION - 2D.44, 2E.58

COLORS

LEGEND - WHITE

BACKGROUND - GREEN

APPROVED Tom Hicks (signature on file)
DIRECTOR - OFFICE OF TRAFFIC AND SAFETY

Maryland Department of Transportation
STATE HIGHWAY ADMINISTRATION

MARYLAND STANDARD HIGHWAY SIGNS

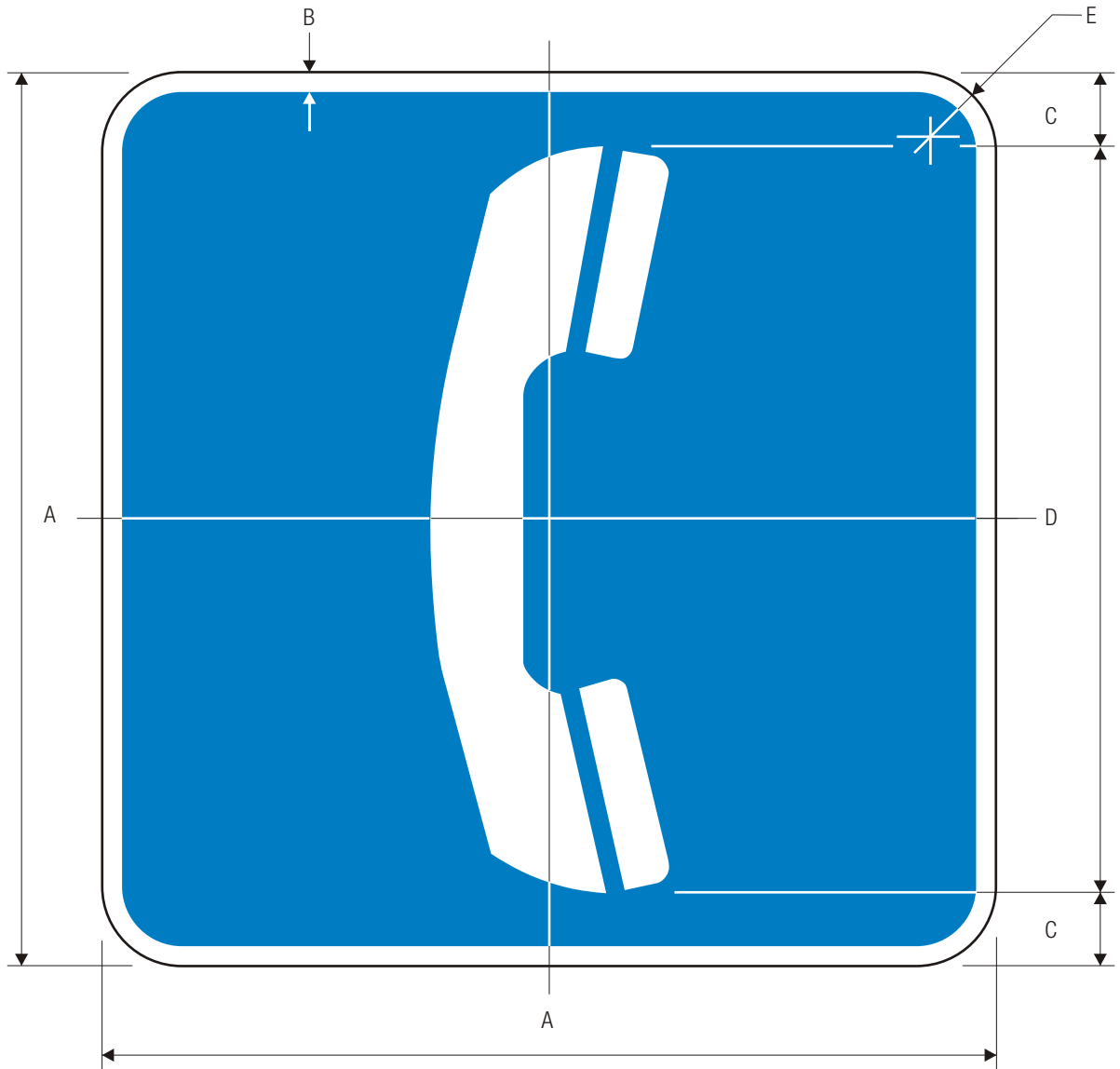
WEIGH STATION EXIT DIRECTION



APPROVAL • SHA REVISIONS	APPROVAL • FEDERAL HIGHWAY ADMINISTRATION
APPROVAL 03/02/2009	APPROVAL
REVISED	REVISED
REVISED	REVISED
REVISED	REVISED

SIGN NUMBER

D8-3(2)



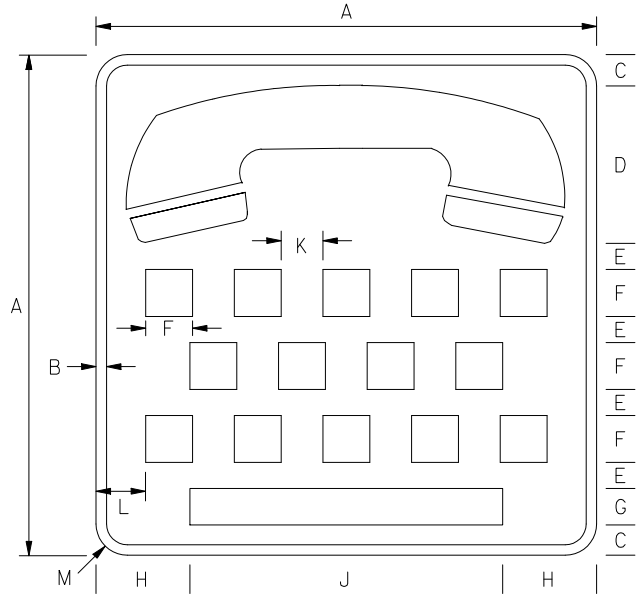

D9-1
TELEPHONE

SMA *FOR SYMBOL DESIGN REFER TO THE APPENDIX-GRID SECTION FROM FHWA'S STANDARD HIGHWAY SIGNS BOOK -APPENDIX SECTION

A	B	C	D	E
18	.5	1.5	15	1.5
24	.5	2	20	1.5
30	.75	2.5	25	1.875

SMA REFERENCES
MdMUTCD SECTION - 2D.45, 2E.51

COLORS: SYMBOL WHITE (RETROREFLECTIVE)
BACKGROUND BLUE (RETROREFLECTIVE)



NOTE: FOR SYMBOL DESIGN REFER TO THE APPENDIX-GRID SECTION FROM FHWA'S STANDARD HIGHWAY SIGNS BOOK-APPENDIX SECTION.

SIGN SIZE	DIMENSIONS (INCHES)											
	A	B	C	D	E	F	G	H	J	K	L	M
MIN	18	1/2	1-1/16	5-11/16	7/8	1-3/4	1-7/16	3-1/4	11-1/2	1-1/2	1-5/8	1-1/2
STD	24	1/2	1-15/32	7-9/16	1-1/4	2-1/4	1-3/4	4-1/2	15	2	2-3/8	1-1/2
SPECIAL	30	3/4	1-3/4	9-3/8	1-9/16	2-7/8	2-1/4	5-1/2	19	2-1/2	2-13/16	1-7/8

REFERENCES

MdMUTCD SECTION - 2D.45, 2E.51

COLORS

LEGEND - WHITE

BACKGROUND - BLUE

APPROVED Tom Hicks (signature on file)
DIRECTOR - OFFICE OF TRAFFIC AND SAFETY

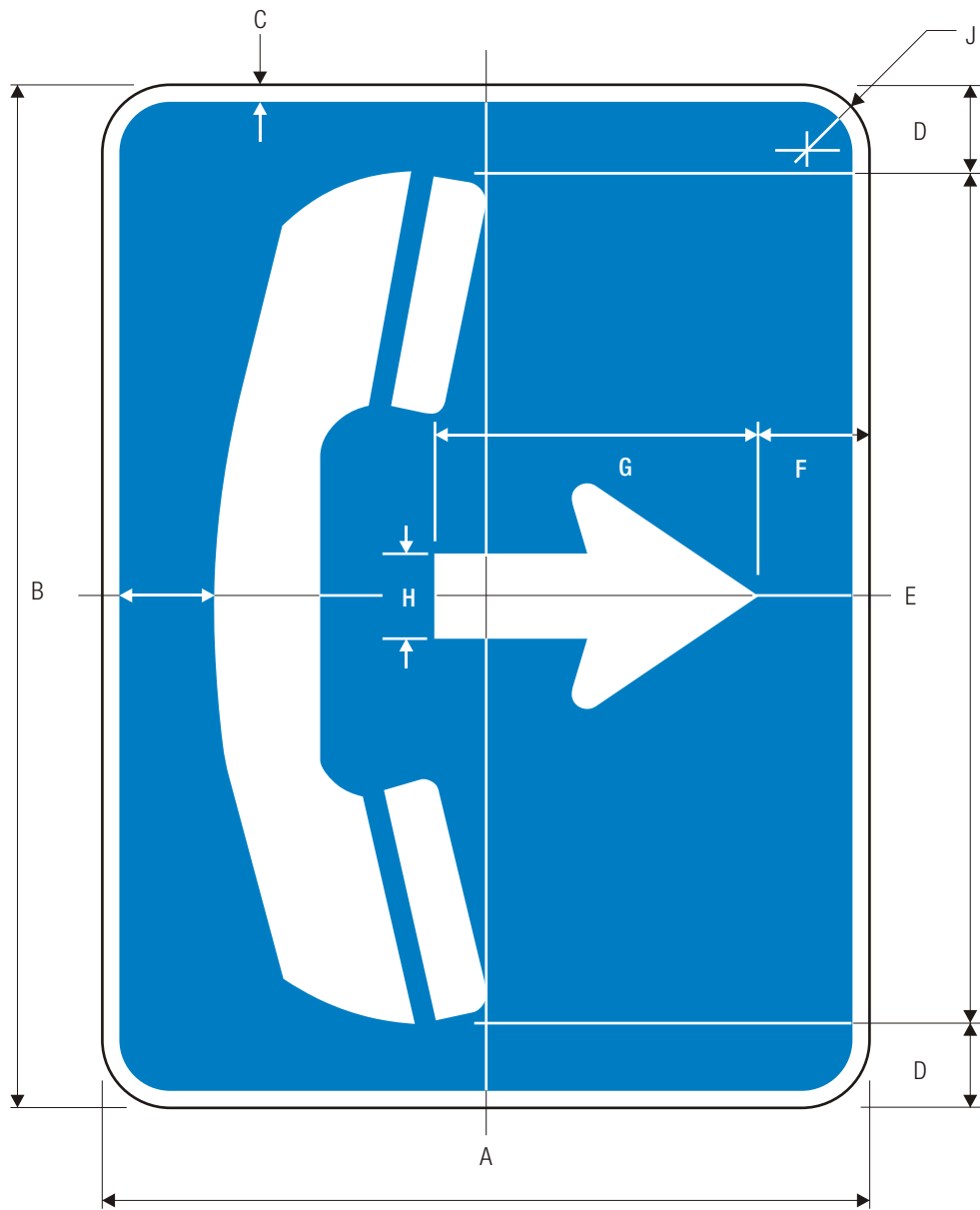


APPROVAL • SHA REVISIONS	APPROVAL • FEDERAL HIGHWAY ADMINISTRATION
APPROVAL 03/02/2009	APPROVAL
REVISED	REVISED
REVISED	REVISED
REVISED	REVISED

Maryland Department of Transportation
STATE HIGHWAY ADMINISTRATION
MARYLAND STANDARD HIGHWAY SIGNS
TEXT TELEPHONE - TTY/TDD SIGN
FOR HEARING IMPAIRED (SYMBOL)

SIGN NUMBER

D9-1(1)



D9-1a
TELEPHONE

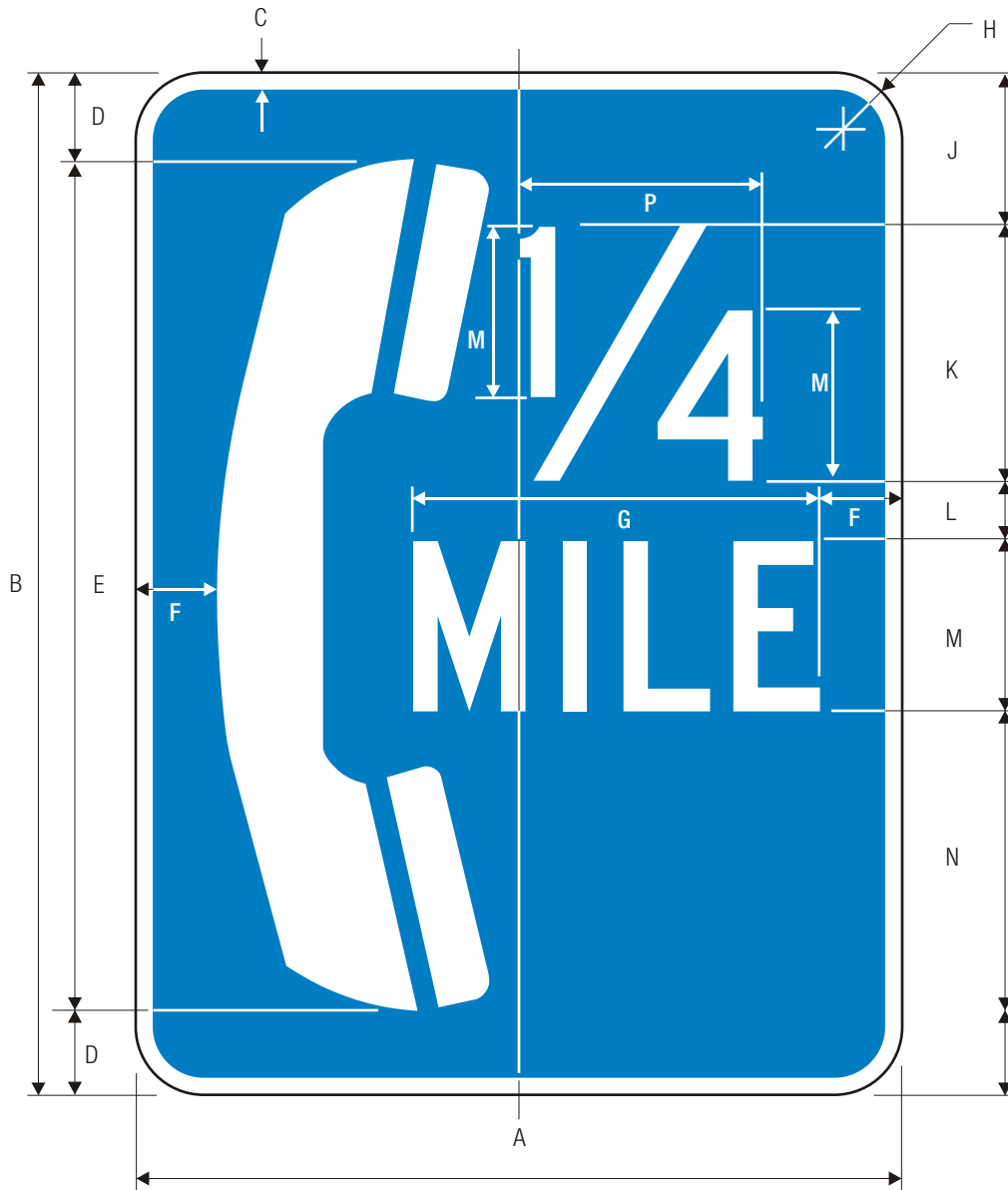
SHA *FOR SYMBOL DESIGN REFER TO THE APPENDIX-GRID SECTION FROM FHWA'S STANDARD HIGHWAY SIGNS BOOK -APPENDIX SECTION

SHA **FOR ARROWHEAD DIMENSIONS REFER TO STANDARD ARROW DETAILS IN APPENDIX-ARROWS SECTION FROM FHWA'S STANDARD HIGHWAY SIGNS BOOK-APPENDIX SECTION.

A	B	C	D	E	F	G	H	J
18	24	.5	2	20	1.75	8.5	2	1.5
24	30	.625	2.5	25	2.5	10.5	2.625	1.5
30	36	.75	3	30	3	13.25	3.25	1.875

SHA REFERENCES
MdMUTCD SECTION - 2D.45, 2E.51

COLORS: SYMBOL WHITE (RETROREFLECTIVE)
BACKGROUND BLUE (RETROREFLECTIVE)



D9-1b
TELEPHONE


SHA *FOR SYMBOL DESIGN REFER TO THE APPENDIX-GRID SECTION FROM FHWA'S STANDARD HIGHWAY SIGNS BOOK -APPENDIX SECTION

A	B	C	D	E	F	G	H	J	K	L	M
18	24	.5	2	20	1	9.5	1.5	3.75	6	1.5	4 C
24	30	.625	2.5	25	1.5	11.875	1.5	4.5	7.5	2	5 C
30	36	.75	3	30	2	14.25	1.875	5	9	2.5	6 C

N	P
8.75	8
11	10
13.5	12

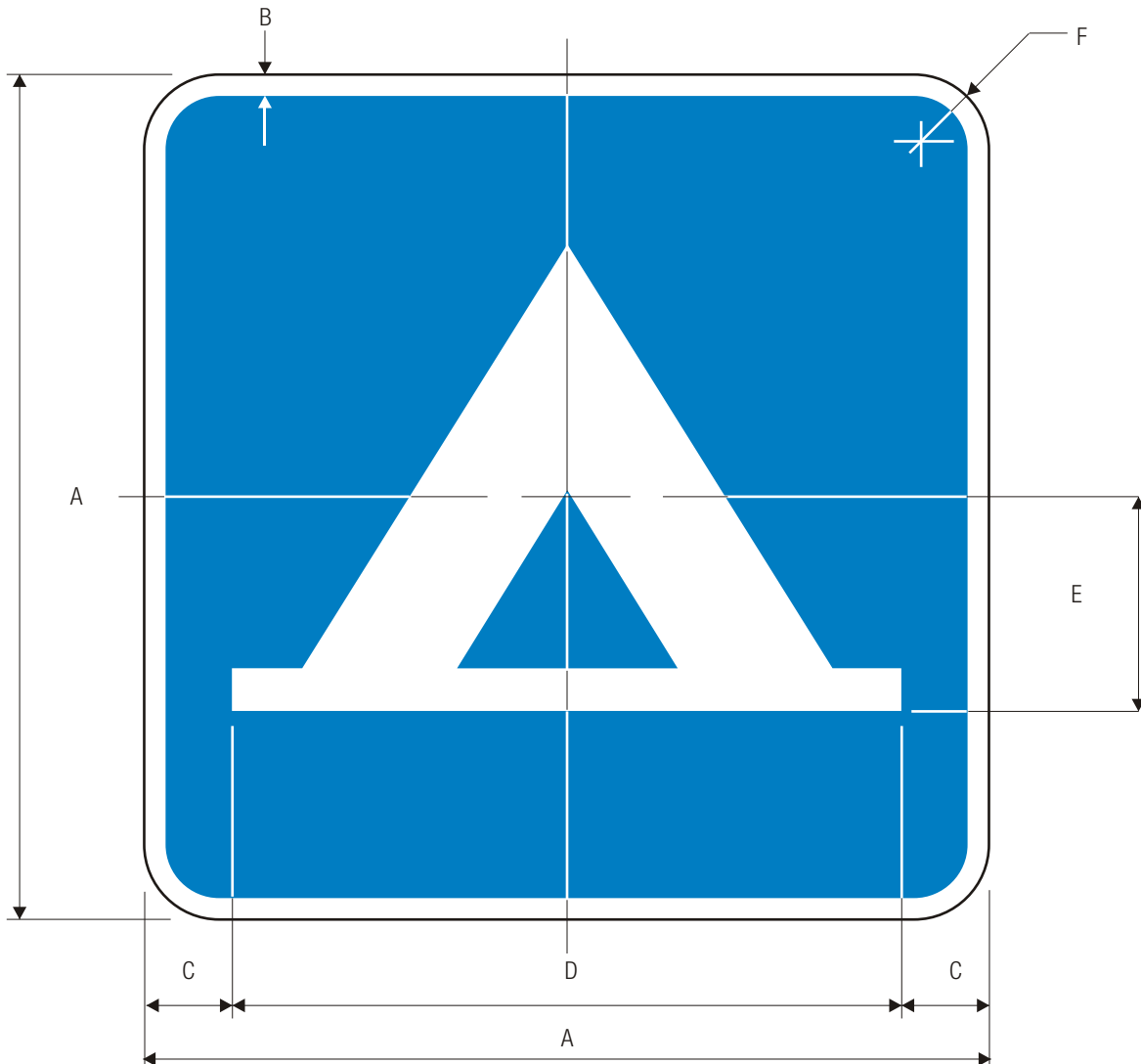
COLORS: LEGEND —WHITE (RETROREFLECTIVE)
 BACKGROUND —BLUE (RETROREFLECTIVE)
 SYMBOL —WHITE (RETROREFLECTIVE)

SHA REFERENCES
 MdMUTCD SECTION - 2D.45, 2E.51



D9-2
HOSPITAL

A	B	C	D	E
18	.5	1.5	15 EM	1.5
24	.5	2	20 EM	1.5
30	.75	2.5	25	1.875



D9-3

CAMPING

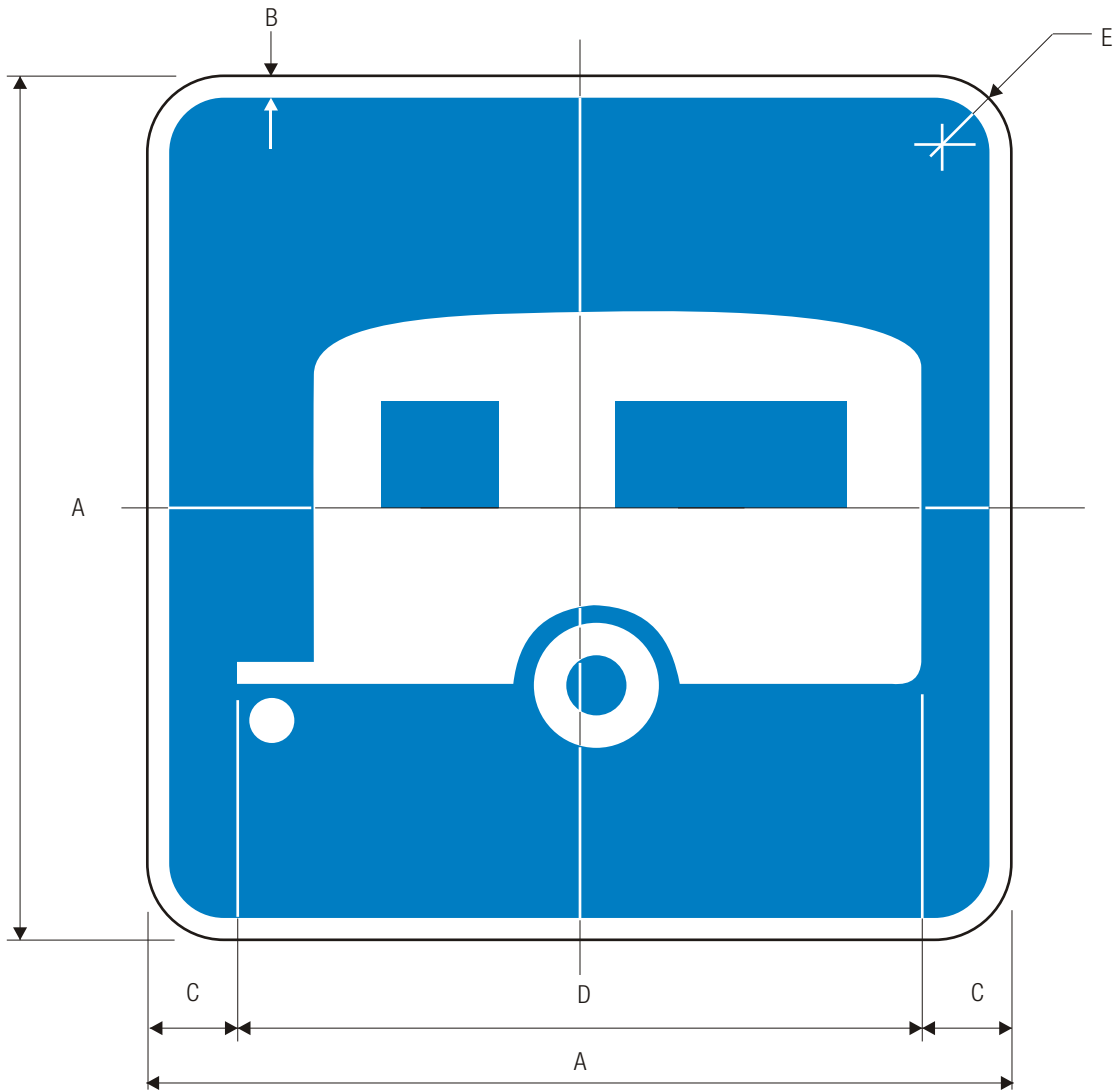
SHA *FOR SYMBOL DESIGN REFER TO THE APPENDIX-GRID SECTION FROM FHWA'S STANDARD HIGHWAY SIGNS BOOK -APPENDIX SECTION

A	B	C	D	E	F
18	.5	1.5	15	6	1.5
24	.5	2	20	8	1.5
30	.75	2.5	25	10	1.875

SHA REFERENCES
MdMUTCD SECTION - 2D.45, 2E.51

COLORS: SYMBOL WHITE (RETROREFLECTIVE)
BACKGROUND BLUE (RETROREFLECTIVE)

SHA BACKGROUND BROWN (RETROREFLECTIVE) ONLY FOR USE WITH WHITE ON BROWN GUIDE SIGNS



D9-3a

TRAILER CAMPING

SHA *FOR SYMBOL DESIGN REFER TO THE APPENDIX-GRID SECTION FROM FHWA'S STANDARD HIGHWAY SIGNS BOOK -APPENDIX SECTION

A	B	C	D	E
18	.5	1.5	15	1.5
24	.5	2	20	1.5
30	.75	2.5	25	1.875

SHA REFERENCES
MdMUTCD SECTION - 2D.45, 2E.51

COLORS: SYMBOL WHITE (RETROREFLECTIVE)
BACKGROUND BLUE (RETROREFLECTIVE)
SHA BACKGROUND BROWN (RETROREFLECTIVE)

ONLY FOR USE WITH WHITE
ON BROWN GUIDE SIGNS



D9-4

LITTER CONTAINER

SHA *FOR SYMBOL DESIGN REFER TO THE APPENDIX-GRID SECTION FROM FHWA'S STANDARD HIGHWAY SIGNS BOOK -APPENDIX SECTION

A	B	C	D	E	F
24	30	.5	5	20	1.5
36	48	.75	8	32	2.25

SHA REFERENCES
MdMUTCD SECTION - 2D.45

COLORS: SYMBOL WHITE (RETROREFLECTIVE)
BACKGROUND BLUE (RETROREFLECTIVE)



D9-6

HANDICAPPED ACCESSIBLE



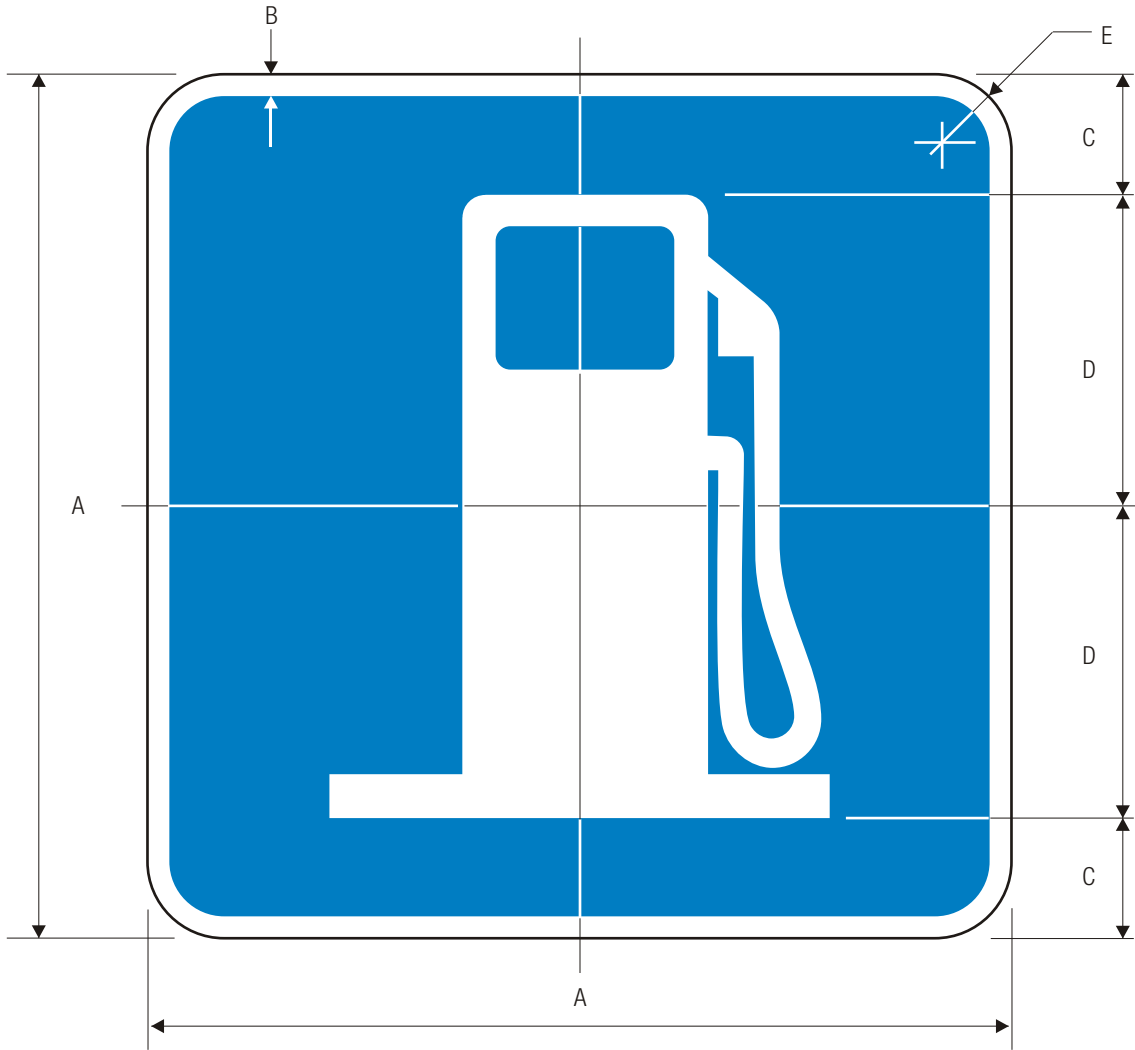
*FOR SYMBOL DESIGN REFER TO THE APPENDIX-GRID SECTION FROM FHWA'S STANDARD HIGHWAY SIGNS BOOK -APPENDIX SECTION

Smaller size panels may be used as applicable within terminal areas

A	B	C	D	E
18	.5	1.5	15	1.5
24	.5	2	20	1.5
30	.75	2.5	25	1.875

SHA REFERENCES
MdMUTCD SECTION - 2D.45, 2E.51, 2E.52

COLORS: SYMBOL WHITE (RETROREFLECTIVE)
BACKGROUND BLUE (RETROREFLECTIVE)




D9-7
GAS

SHA *FOR SYMBOL DESIGN REFER TO THE APPENDIX-GRID SECTION FROM FHWA'S STANDARD HIGHWAY SIGNS BOOK -APPENDIX SECTION

A	B	C	D	E
18	.5	3	6	1.5
24	.5	3	9	1.5
30	.75	3.75	11.25	1.875

SHA REFERENCES
MdMUTCD SECTION - 2D.45, 2E.51

COLORS: SYMBOL WHITE (RETROREFLECTIVE)
BACKGROUND BLUE (RETROREFLECTIVE)



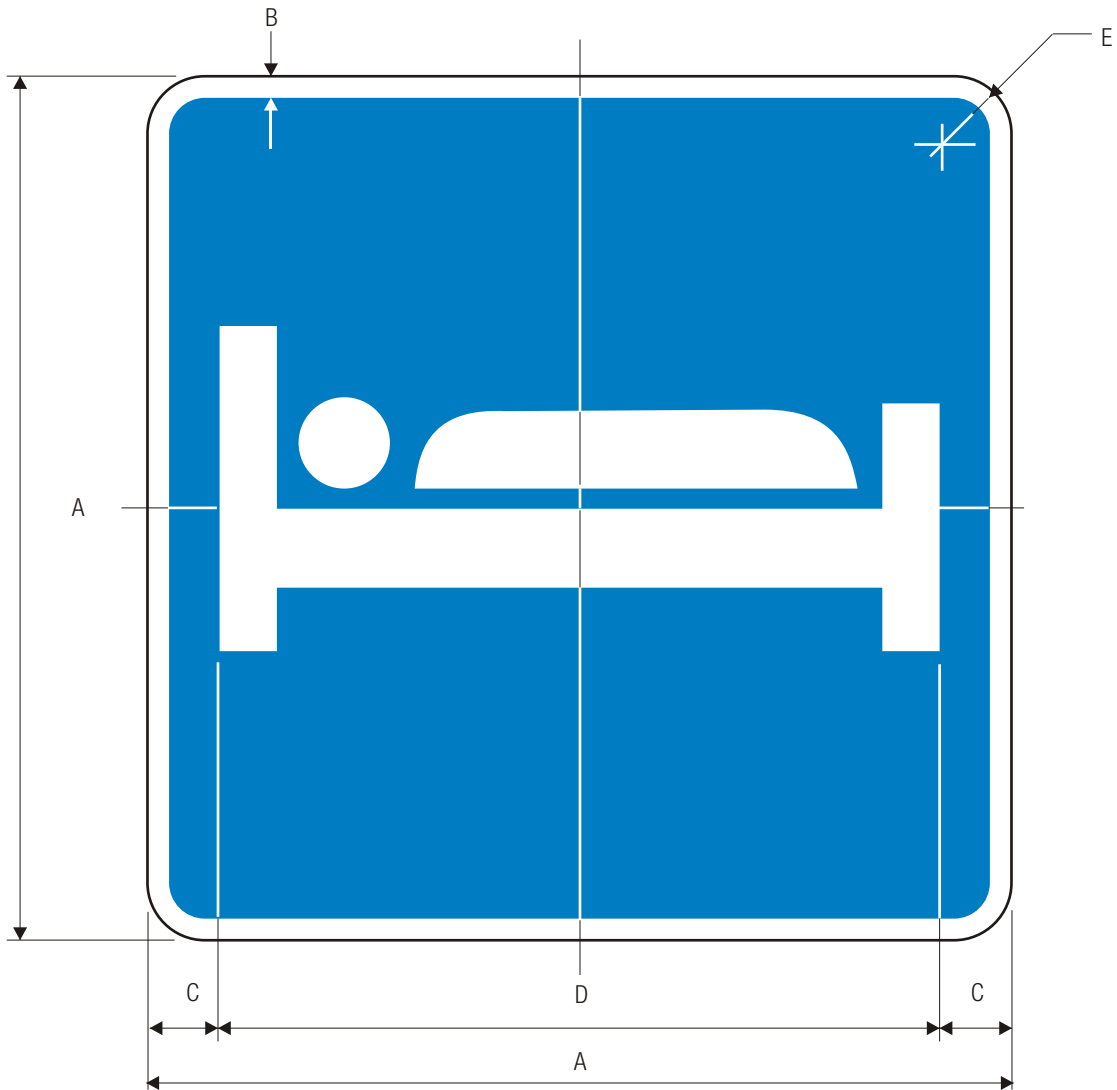
D9-8
FOOD

SHA *FOR SYMBOL DESIGN REFER TO THE APPENDIX-GRID SECTION FROM FHWA'S STANDARD HIGHWAY SIGNS BOOK -APPENDIX SECTION

A	B	C	D	E
18	.5	1.5	15	1.5
24	.5	2	20	1.5
30	.75	2.5	25	1.875

SHA REFERENCES
MdMUTCD SECTION - 2D.45, 2E.51

COLORS: SYMBOL WHITE (RETROREFLECTIVE)
BACKGROUND BLUE (RETROREFLECTIVE)



D9-9


LODGING

SHA *FOR SYMBOL DESIGN REFER TO THE APPENDIX-GRID SECTION FROM FHWA'S STANDARD HIGHWAY SIGNS BOOK -APPENDIX SECTION

A	B	C	D	E
18	.5	1.5	15	1.5
24	.5	2	20	1.5
30	.75	2.5	25	1.875

SHA REFERENCES
MdMUTCD SECTION - 2D.45, 2E.51

COLORS: SYMBOL WHITE (RETROREFLECTIVE)
BACKGROUND BLUE (RETROREFLECTIVE)



D9-10

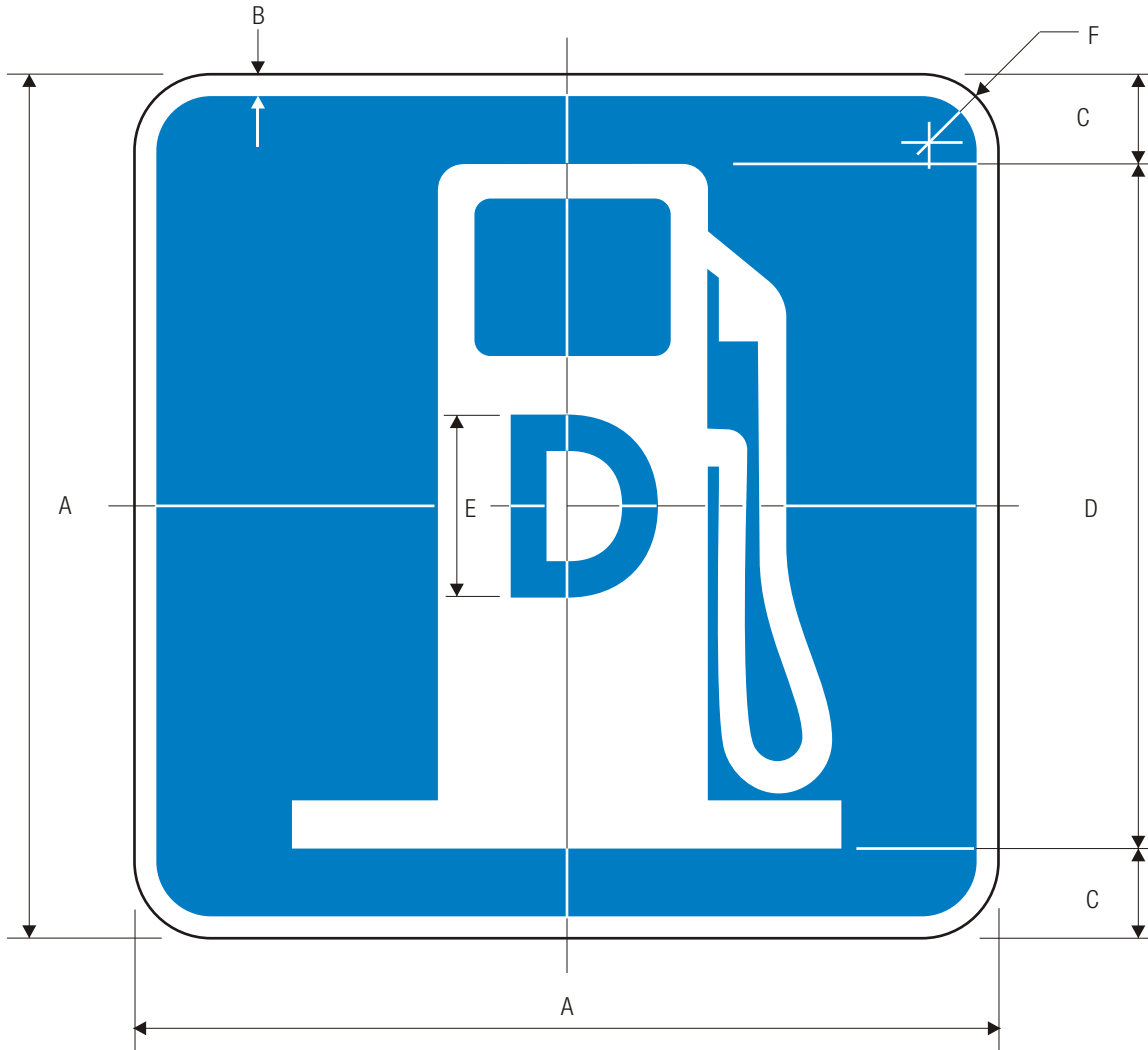
TOURIST INFORMATION

SHA *FOR SYMBOL DESIGN REFER TO THE APPENDIX-GRID SECTION FROM FHWA'S STANDARD HIGHWAY SIGNS BOOK -APPENDIX SECTION

A	B	C	D	E
18	.5	1.5	15	1.5
24	.5	2	20	1.5
30	.75	2.5	26	1.875

SHA REFERENCES
MdMUTCD SECTION - 2D.45, 2E.51, 2E.53

COLORS: SYMBOL WHITE (RETROREFLECTIVE)
BACKGROUND BLUE (RETROREFLECTIVE)



D9-11

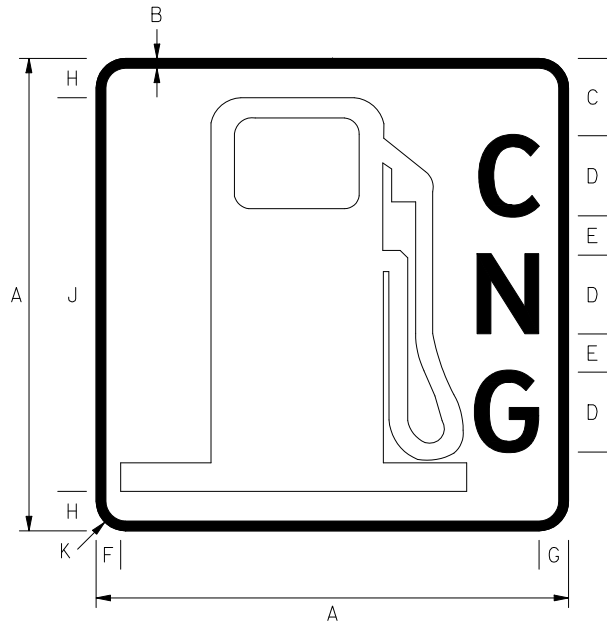

DIESEL FUEL

SHA *FOR SYMBOL DESIGN REFER TO THE APPENDIX-GRID SECTION FROM FHWA'S STANDARD HIGHWAY SIGNS BOOK -APPENDIX SECTION

A	B	C	D	E	F
18	.5	1.5	15	4 EM	1.5
24	.5	2	20	6 EM	1.5
30	.75	2.5	25	8 EM	1.875

SHA REFERENCES
MdMUTCD SECTION - 2D.45, 2E.51

COLORS: SYMBOL WHITE (RETROREFLECTIVE)
BACKGROUND BLUE (RETROREFLECTIVE)



NOTE: FOR SYMBOL DESIGN REFER TO THE APPENDIX-GRID SECTION FROM FHWA'S STANDARD HIGHWAY SIGNS BOOK-APPENDIX SECTION.

* CLEARVIEW TYPE SYSTEM: CLEARVIEWHWY-4-W

SIGN SIZE	DIMENSIONS (INCHES)									
	A	B	C	D	E	F	G	H	J	K
MIN	18	1/2	3	3*	1	1	1-1/4	1-1/2	15	1-1/2
STD	24	1/2	4	4*	2	1-1/4	1-1/2	2	20	1-1/2
SPECIAL	30	3/4	5	5*	2-1/2	1-3/4	1-3/4	2-1/2	25	1-7/8

REFERENCES

MdMUTCD SECTION - 2D.45, 2E.51

COLORS

LEGEND - WHITE

BACKGROUND - BLUE

APPROVED Tom Hicks (signature on file)
DIRECTOR - OFFICE OF TRAFFIC AND SAFETY

Maryland Department of Transportation
STATE HIGHWAY ADMINISTRATION
MARYLAND STANDARD HIGHWAY SIGNS

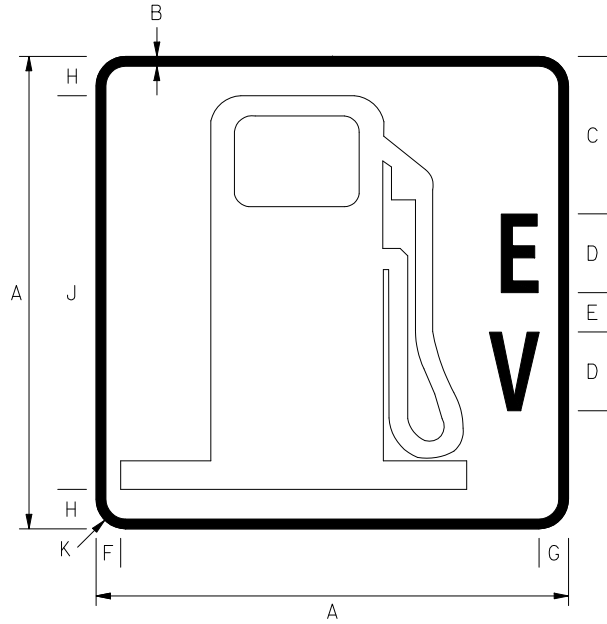

ALTERNATIVE FUEL (SYMBOL) - CNG



APPROVAL • SHA REVISIONS	APPROVAL • FEDERAL HIGHWAY ADMINISTRATION
APPROVAL 03/02/2009	APPROVAL
REVISED	REVISED
REVISED	REVISED
REVISED	REVISED

SIGN NUMBER

D9-11a(1)



NOTE: FOR SYMBOL DESIGN REFER TO THE APPENDIX-GRID SECTION FROM FHWA'S STANDARD HIGHWAY SIGNS BOOK-APPENDIX SECTION.

* CLEARVIEW TYPE SYSTEM: CLEARVIEWHWY-4-W

SIGN SIZE	DIMENSIONS (INCHES)									
	A	B	C	D	E	F	G	H	J	K
MIN	18	1/2	6	3*	1	1	1-1/4	1-1/2	15	1-1/2
STD	24	1/2	8	4*	2	1-1/4	1-1/2	2	20	1-1/2
SPECIAL	30	3/4	10	5*	2-1/2	1-3/4	1-3/4	2-1/2	25	1-7/8

REFERENCES

MdMUTCD SECTION - 2D.45, 2E.51

COLORS

LEGEND - WHITE

BACKGROUND - BLUE

APPROVED Tom Hicks (signature on file)
DIRECTOR - OFFICE OF TRAFFIC AND SAFETY

Maryland Department of Transportation
STATE HIGHWAY ADMINISTRATION
MARYLAND STANDARD HIGHWAY SIGNS

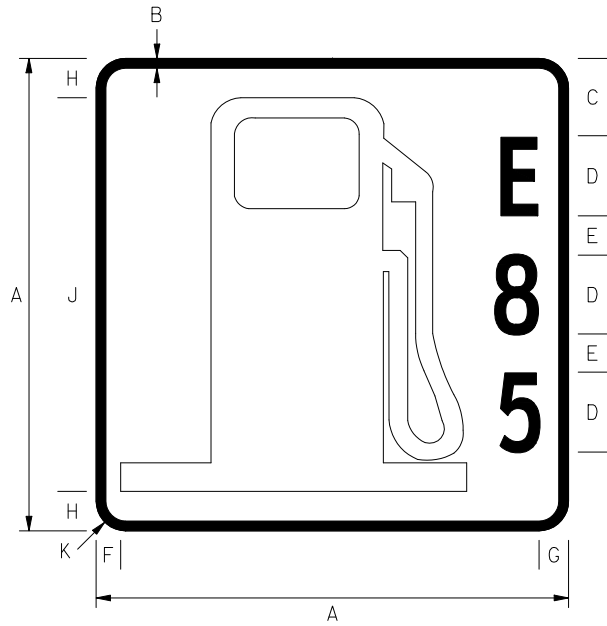

ALTERNATIVE FUEL (SYMBOL) - EV



APPROVAL • SHA REVISIONS	APPROVAL • FEDERAL HIGHWAY ADMINISTRATION
APPROVAL 03/02/2009	APPROVAL
REVISED	REVISED
REVISED	REVISED
REVISED	REVISED

SIGN NUMBER

D9-11a(2)



NOTE: FOR SYMBOL DESIGN REFER TO THE APPENDIX-GRID SECTION FROM FHWA'S STANDARD HIGHWAY SIGNS BOOK-APPENDIX SECTION.

* CLEARVIEW TYPE SYSTEM: CLEARVIEWHWY-4-W

SIGN SIZE	DIMENSIONS (INCHES)									
	A	B	C	D	E	F	G	H	J	K
MIN	18	1/2	3	3*	1	1	1-1/4	1-1/2	15	1-1/2
STD	24	1/2	4	4*	2	1-1/4	1-1/2	2	20	1-1/2
SPECIAL	30	3/4	5	5*	2-1/2	1-3/4	1-3/4	2-1/2	25	1-7/8

REFERENCES

MdMUTCD SECTION - 2D.45, 2E.51

COLORS

LEGEND - WHITE

BACKGROUND - BLUE

APPROVED Tom Hicks (signature on file)
DIRECTOR - OFFICE OF TRAFFIC AND SAFETY

Maryland Department of Transportation
STATE HIGHWAY ADMINISTRATION
MARYLAND STANDARD HIGHWAY SIGNS

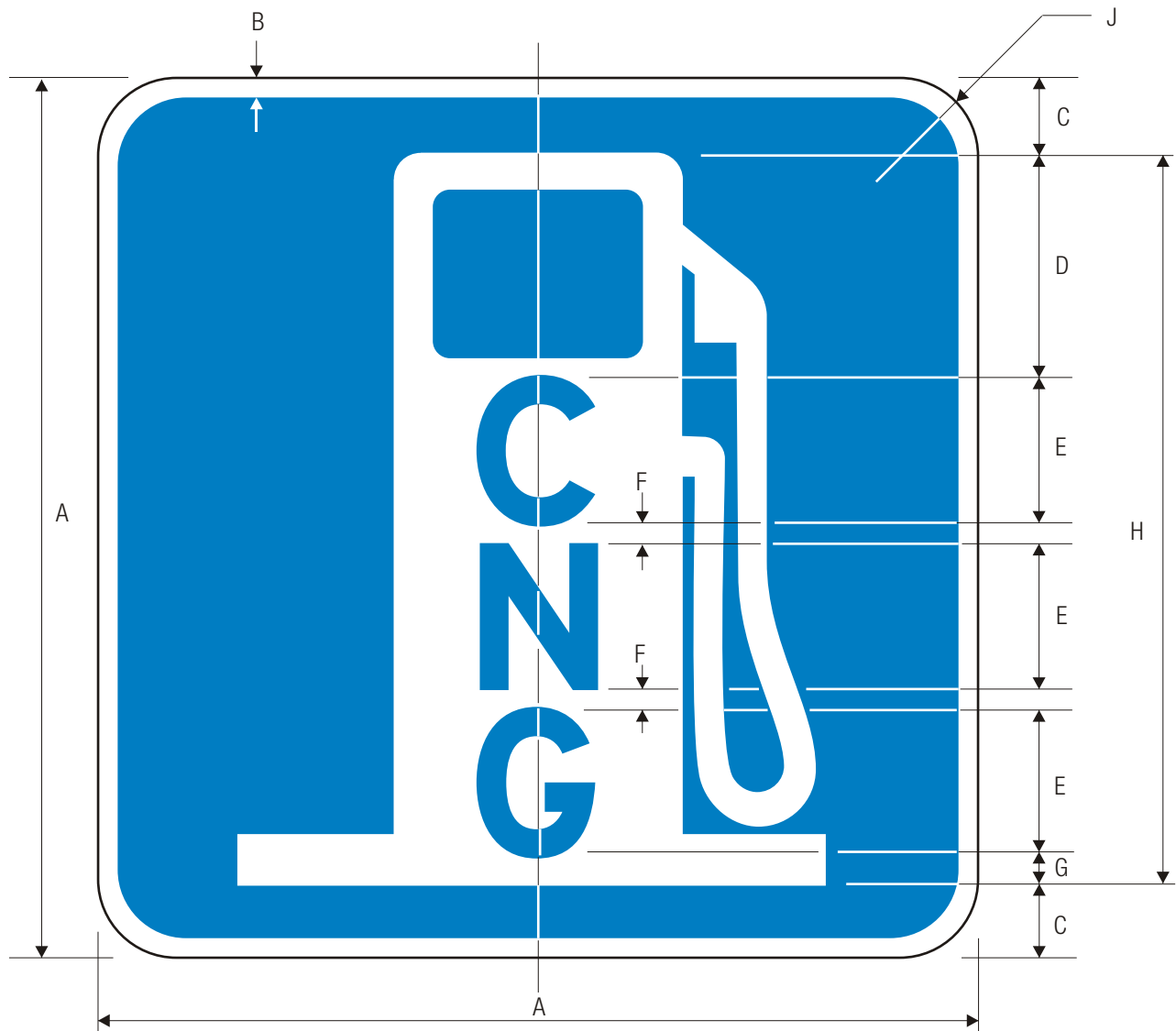
ALTERNATIVE FUEL (SYMBOL) - E85



APPROVAL • SHA REVISIONS	APPROVAL • FEDERAL HIGHWAY ADMINISTRATION
APPROVAL 03/02/2009	APPROVAL
REVISED	REVISED
REVISED	REVISED
REVISED	REVISED

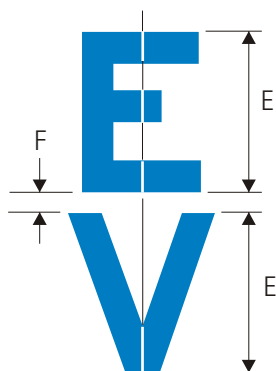
SIGN NUMBER

D9-11a(3)



D9-11a

ALTERNATIVE FUEL

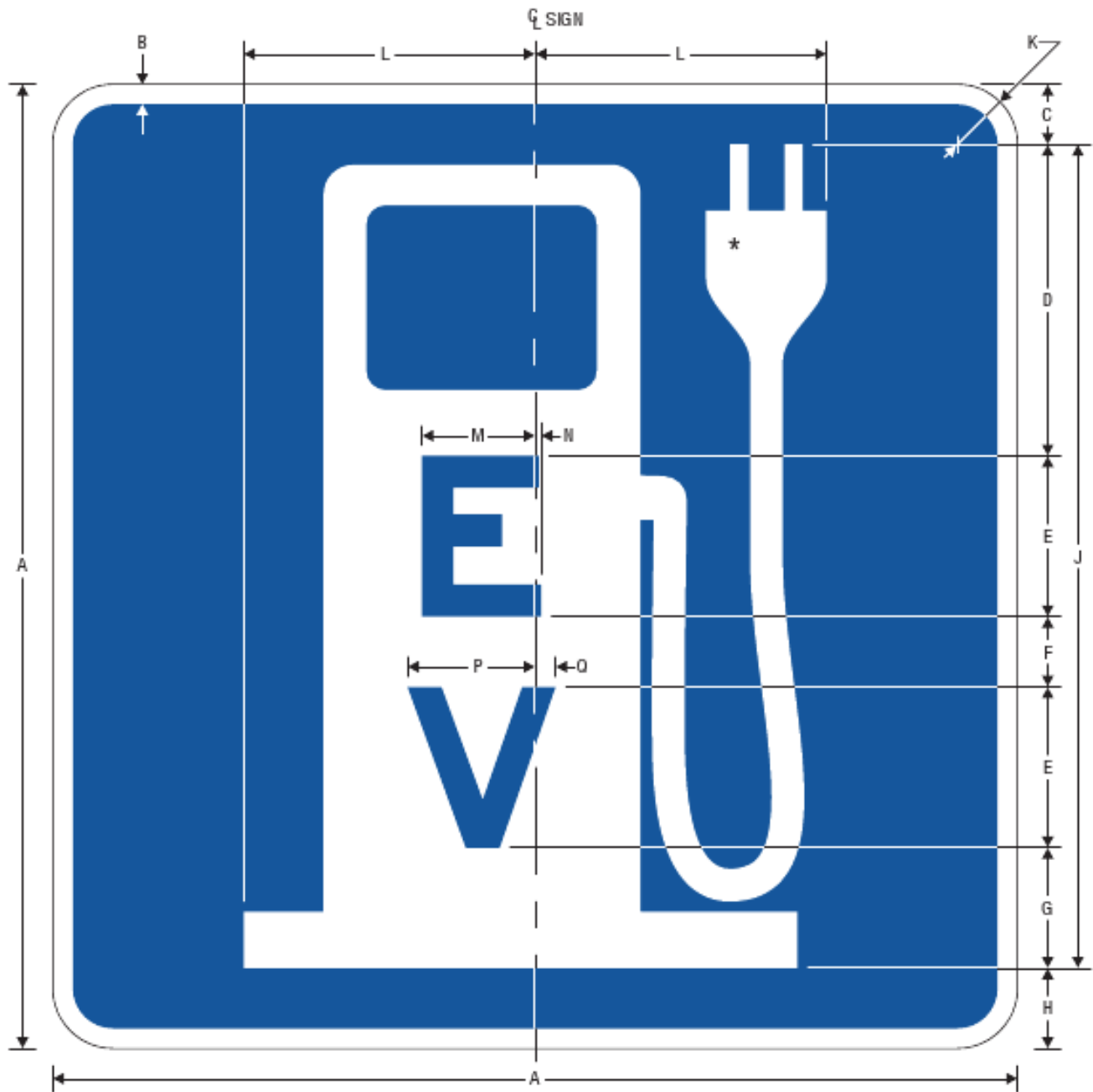


SHA *FOR SYMBOL DESIGN REFER TO THE APPENDIX-GRID SECTION FROM FHWA'S STANDARD HIGHWAY SIGNS BOOK -APPENDIX SECTION

A	B	C	D	E	F	G	H	J
18	.5	1.5	4.5	3 EM	.5	.5	15	1.5
24	.5	2	6	4 EM	.625	.75	19.75	1.5
30	.75	2.5	7.625	5 EM	.688	1	25	1.875

SHA SIGN SHALL NOT BE USED ALONG STATE OWNED, OPERATED AND MAINTAINED ROADWAYS.

COLORS: LEGEND BLUE (RETROREFLECTIVE)
 SYMBOL WHITE (RETROREFLECTIVE)
 BACKGROUND BLUE (RETROREFLECTIVE)



D9-11b (Alternate)

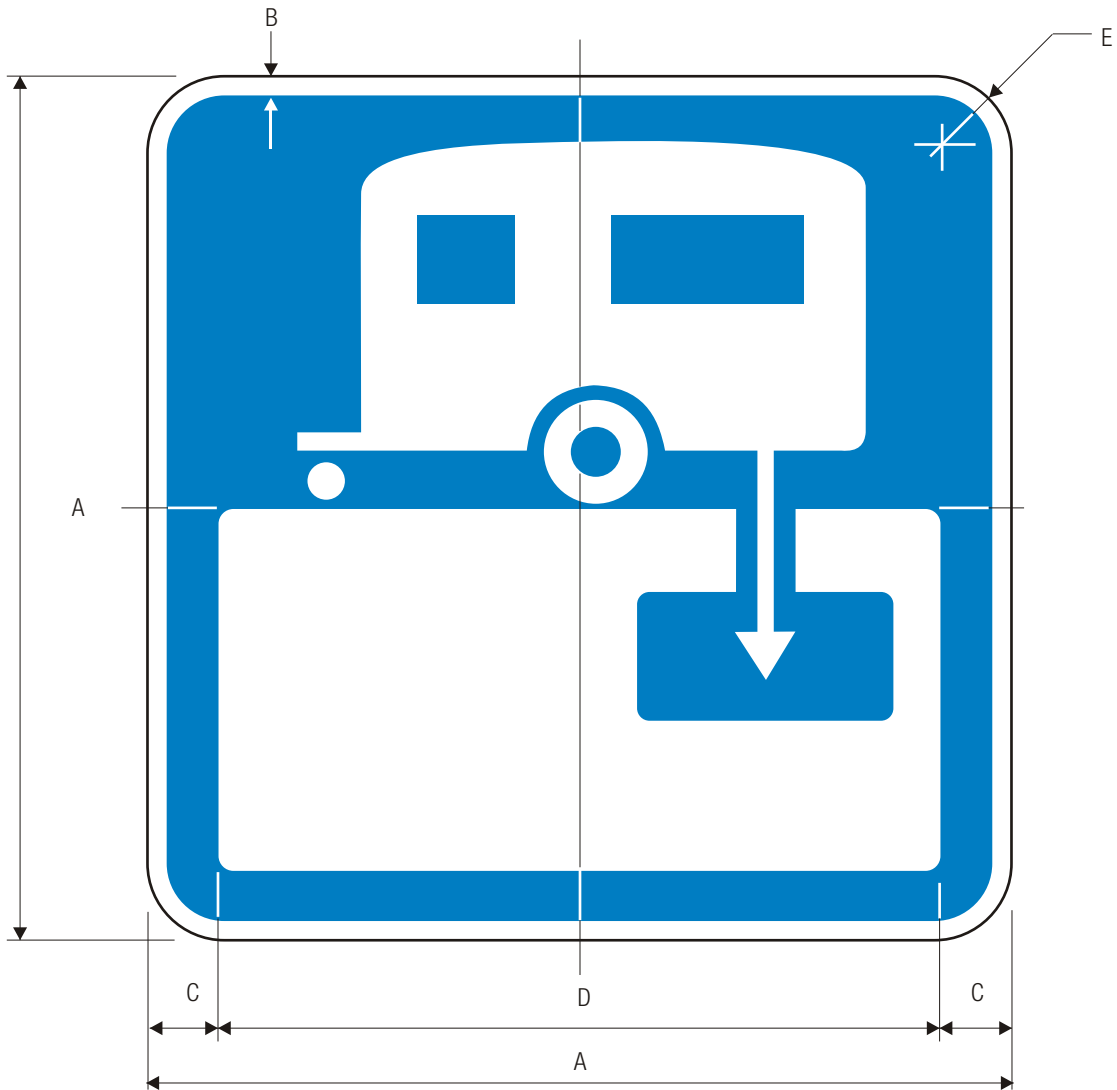
Electric Vehicle Charging (Alternate Symbol)

	A	B	C	D	E	F	G	H	J	K	L	M
C	24	0.5	1.5	7.75	4 E(m)	1.75	3	2	20.5	1.5	7.25	2.814
	30	0.75	1.875	9.625	5 E(m)	2	4	2.5	25.625	1.875	9.063	3.518

N	P	Q
0.148	3.174	0.507
0.185	3.968	0.635

* See page IA-13-2 for symbol design

COLORS: LEGEND, BACKGROUND – BLUE (RETROREFLECTIVE)
 SYMBOL, BORDER – WHITE (RETROREFLECTIVE)



D9-12

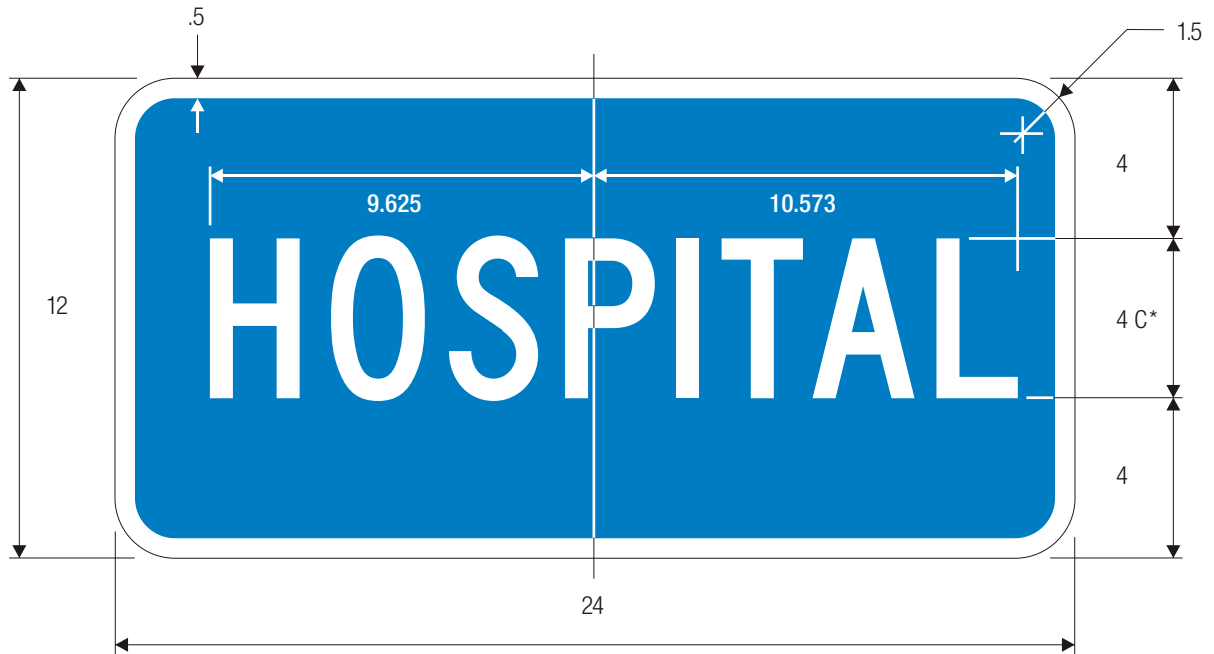
RV SANITARY STATION

SHA *FOR SYMBOL DESIGN REFER TO THE APPENDIX-GRID SECTION FROM FHWA'S STANDARD HIGHWAY SIGNS BOOK -APPENDIX SECTION

A	B	C	D	E
18	.5	1.5	15	1.5
24	.5	2	20	1.5
30	.75	2.5	25	1.875


SHA REFERENCES
M&MUTCD SECTION - 2D.45, 2E.51

COLORS: SYMBOL WHITE (RETROREFLECTIVE)
BACKGROUND BLUE (RETROREFLECTIVE)



SHA SIGN SHALL NOT BE USED ALONG STATE OWNED, OPERATED AND MAINTAINED ROADWAYS.

D9-13a
HOSPITAL



SHA SIGN SHALL NOT BE USED ALONG STATE OWNED, OPERATED AND MAINTAINED ROADWAYS.

D9-13b
AMBULANCE STATION

*Series 2000 Standard Alphabets.

COLORS: SYMBOL WHITE (RETROREFLECTIVE)
BACKGROUND BLUE (RETROREFLECTIVE)



* CLEARVIEW TYPE SYSTEM: CLEARVIEWHWY-2-W

SIGN SIZE	DIMENSIONS (INCHES)						
	A	B	C	D	E	F	G
MIN	24	18	5/8	3-1/2	4*	3	1-1/2
STD	30	24	3/4	4	6*	4	1-7/8
SPECIAL	42	30	7/8	4	8*	6	2-1/4

REFERENCES

MdMUTCD SECTION - 2D.45, 2E.51

COLORS

LEGEND - WHITE

BACKGROUND - BLUE

APPROVED Tom Hicks (signature on file)
DIRECTOR - OFFICE OF TRAFFIC AND SAFETY

Maryland Department of Transportation
STATE HIGHWAY ADMINISTRATION
MARYLAND STANDARD HIGHWAY SIGNS



APPROVAL • SHA REVISIONS	APPROVAL • FEDERAL HIGHWAY ADMINISTRATION
APPROVAL 03/02/2009	APPROVAL
REVISED	REVISED
REVISED	REVISED
REVISED	REVISED

STATE POLICE

SIGN NUMBER

D9-14(1)



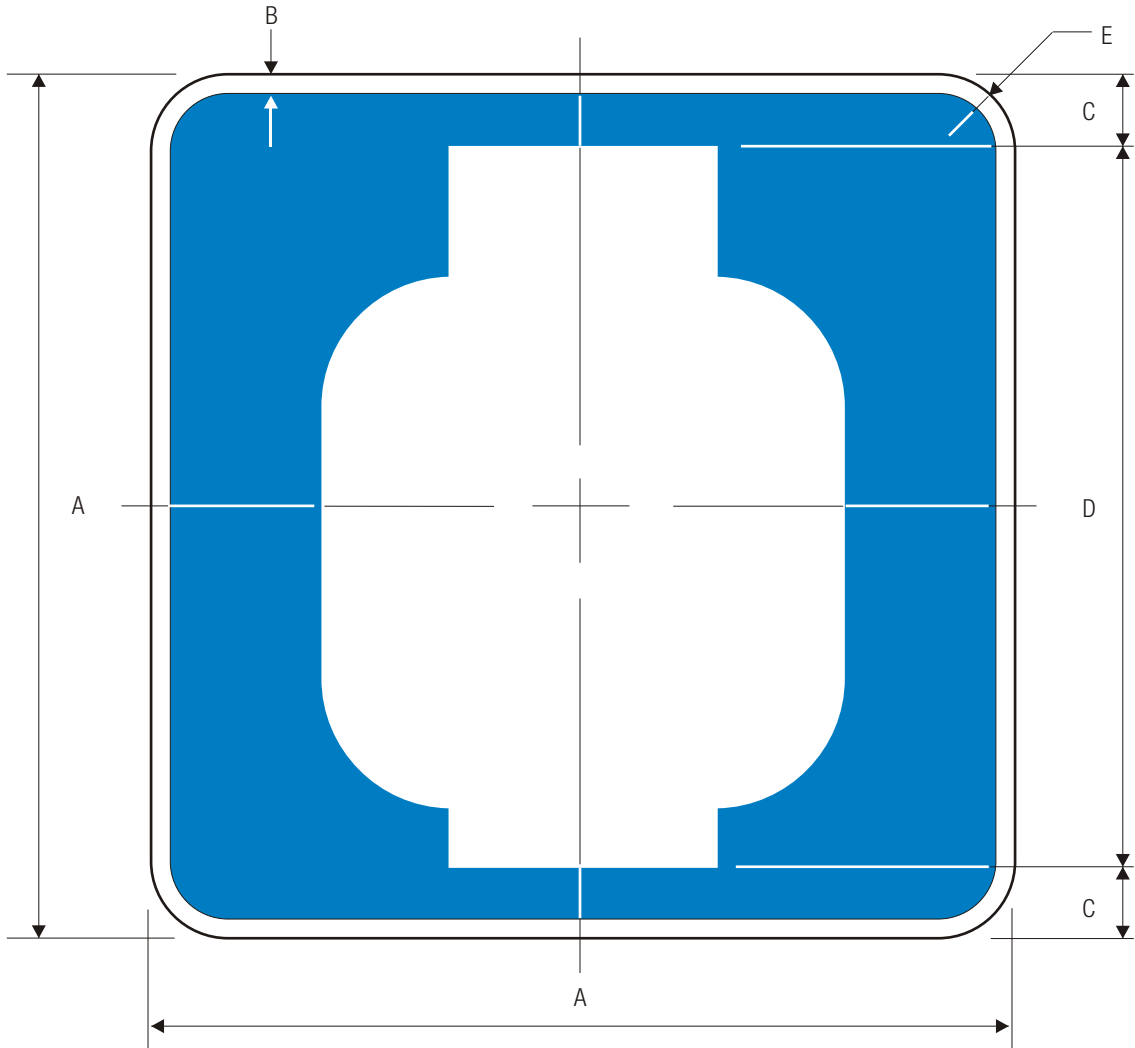
D9-14

POLICE

SHA SIGN SHALL NOT BE USED ALONG STATE OWNED, OPERATED AND MAINTAINED ROADWAYS.

A	B	C	D	E	F	G
24	12	.5	3	6 C	10.375	1.5
30	15	.5	3.5	8 C	13	1.5

COLORS: SYMBOL WHITE (RETROREFLECTIVE)
 BACKGROUND BLUE (RETROREFLECTIVE)



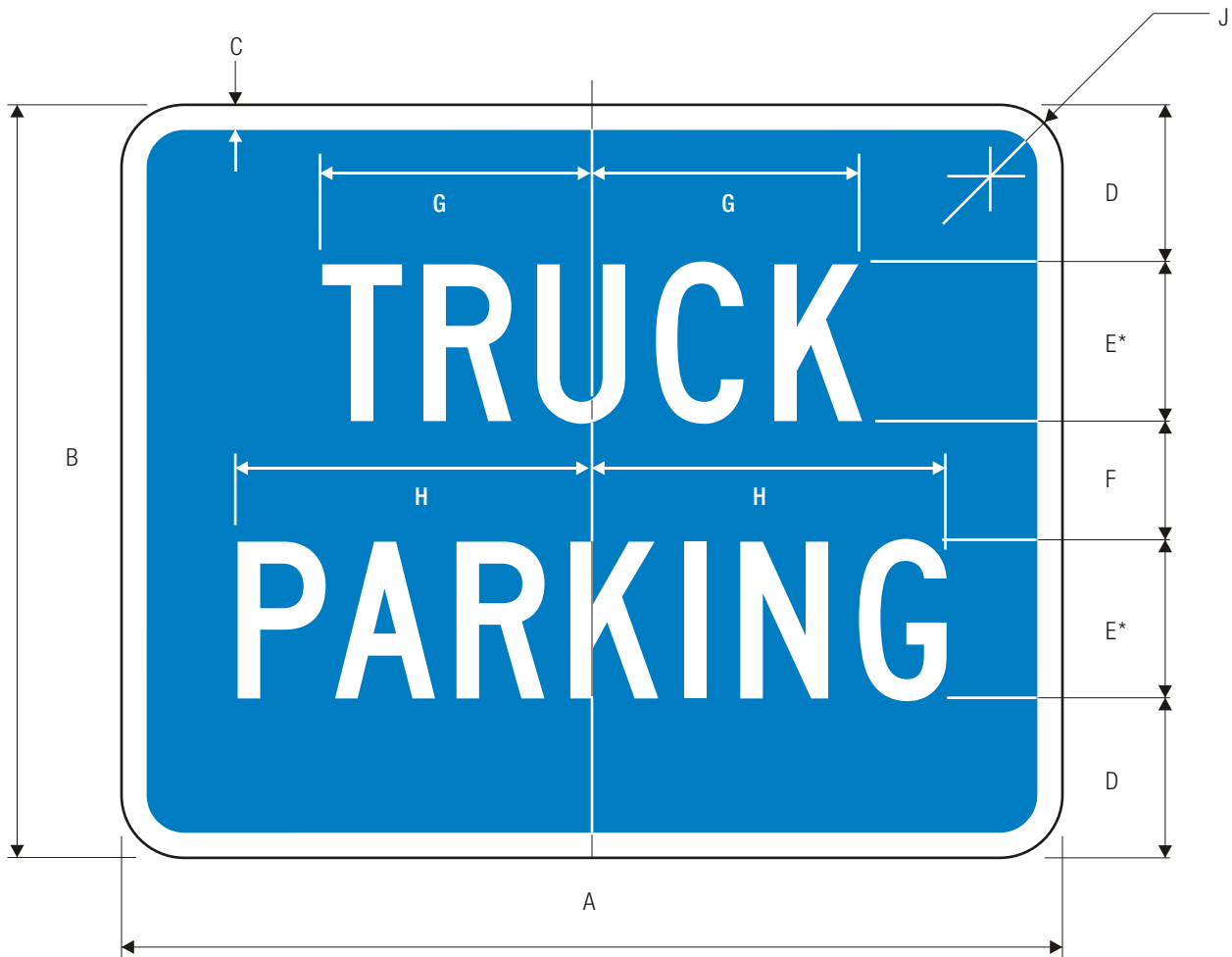
D9-15

PROPANE GAS

SHA *FOR SYMBOL DESIGN REFER TO THE APPENDIX-GRID SECTION FROM FHWA'S STANDARD HIGHWAY SIGNS BOOK -APPENDIX SECTION

Smaller size panels may be used as applicable within terminal areas.

A	B	C	D	E
18	.5	1.5	15	1.5
24	.5	2	20	1.5
30	.75	2.5	25	1.875



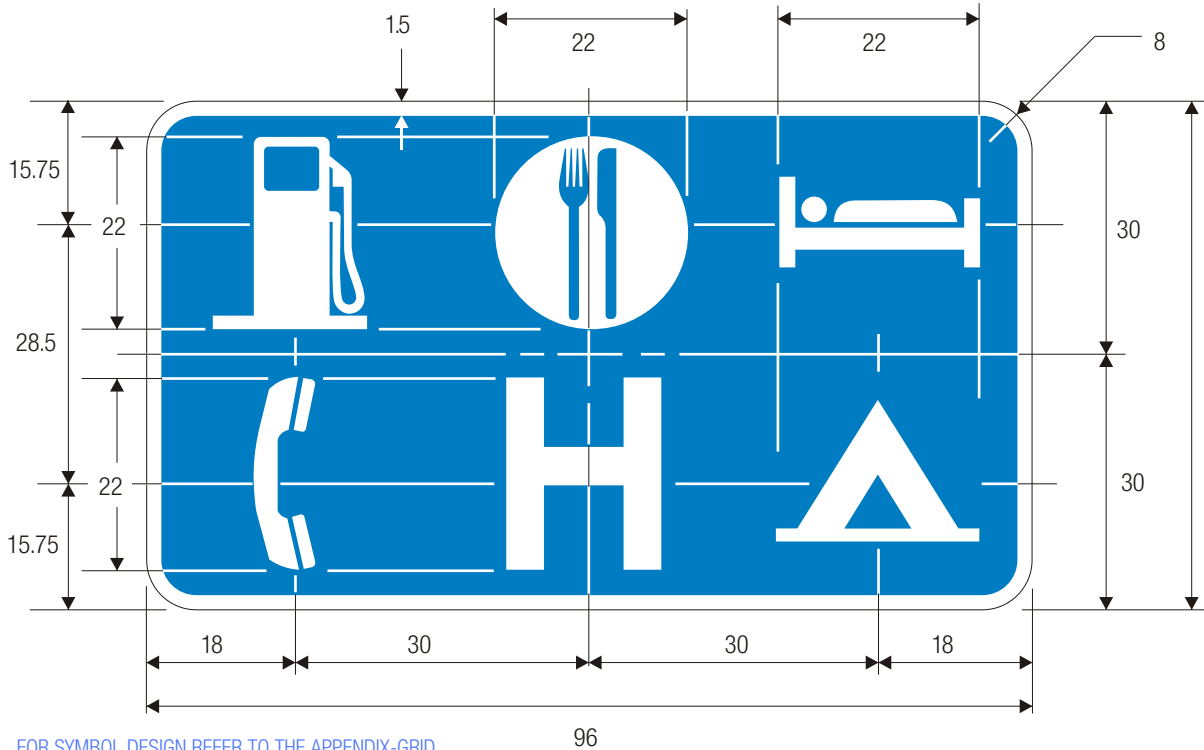
D9-16

TRUCK PARKING

*Series 2000 Standard Alphabets.

A	B	C	D	E	F	G	H	J
24	18	.5	3.5	4 C	3	6.885	9.046	1.5
30	24	.75	5.125	5 C	3.75	8.606	11.308	1.875

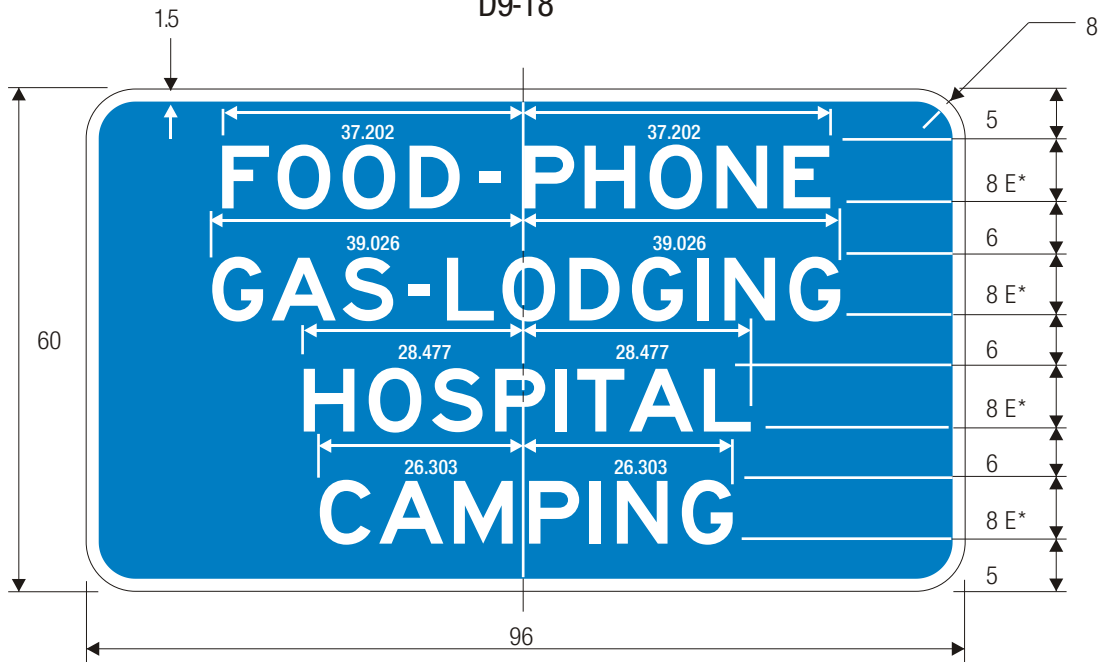
MOTORIST SERVICES SIGN



SHA
SIGN SHALL NOT BE USED ALONG STATE OWNED, OPERATED AND MAINTAINED ROADWAYS.

FOR SYMBOL DESIGN REFER TO THE APPENDIX-GRID SECTION FROM FHWA'S STANDARD HIGHWAY SIGNS BOOK - APPENDIX SECTION

D9-18

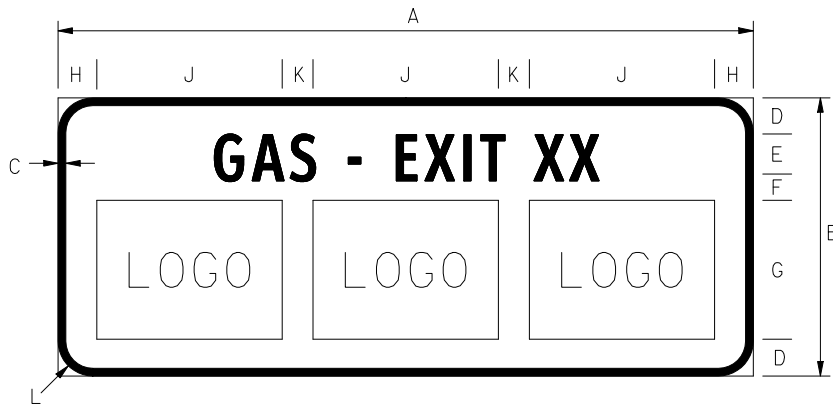


SHA
SIGN SHALL NOT BE USED ALONG STATE OWNED, OPERATED AND MAINTAINED ROADWAYS.

D9-18a

*Series 2000 Standard Alphabets.

COLORS: LEGEND — WHITE (RETROREFLECTIVE)
BACKGROUND — BLUE (RETROREFLECTIVE)



* CLEARVIEW TYPE SYSTEM: CLEARVIEWHWY-2-W

SIGN SIZE	DIMENSIONS (INCHES)										
	A	B	C	D	E	F	G	H	J	K	L
STD	180	72	2	9-1/2	10*	7	36	10	48	8	9

REFERENCES

MdMUTCD SECTION - 2F.03, 2F.04, 2F.05

COLORS

LEGEND - WHITE

BACKGROUND - BLUE

APPROVED Tom Hicks (signature on file)
DIRECTOR - OFFICE OF TRAFFIC AND SAFETY

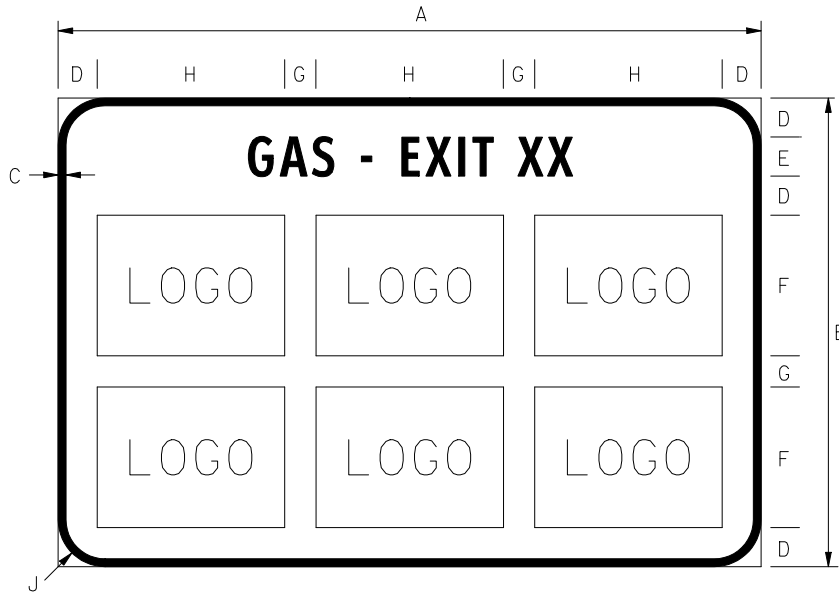
Maryland Department of Transportation
STATE HIGHWAY ADMINISTRATION
MARYLAND STANDARD HIGHWAY SIGNS

	APPROVAL • SHA REVISIONS	APPROVAL • FEDERAL HIGHWAY ADMINISTRATION
	APPROVAL 03/02/2009	APPROVAL
	REVISED	REVISED
	REVISED	REVISED
	REVISED	REVISED

MAINLINE GAS LOGOS (1/2 SIGN)

SIGN NUMBER

D9-18(1)



* CLEARVIEW TYPE SYSTEM: CLEARVIEWHWY-2-W

SIGN SIZE	DIMENSIONS (INCHES)								
	A	B	C	D	E	F	G	H	J
STD	180	120	2	10	10*	36	8	48	12

REFERENCES

MdMUTCD SECTION - 2F.03, 2F.04, 2F.05

COLORS

LEGEND - WHITE
BACKGROUND - BLUE

APPROVED Tom Hicks (signature on file)
DIRECTOR - OFFICE OF TRAFFIC AND SAFETY

Maryland Department of Transportation
STATE HIGHWAY ADMINISTRATION
MARYLAND STANDARD HIGHWAY SIGNS

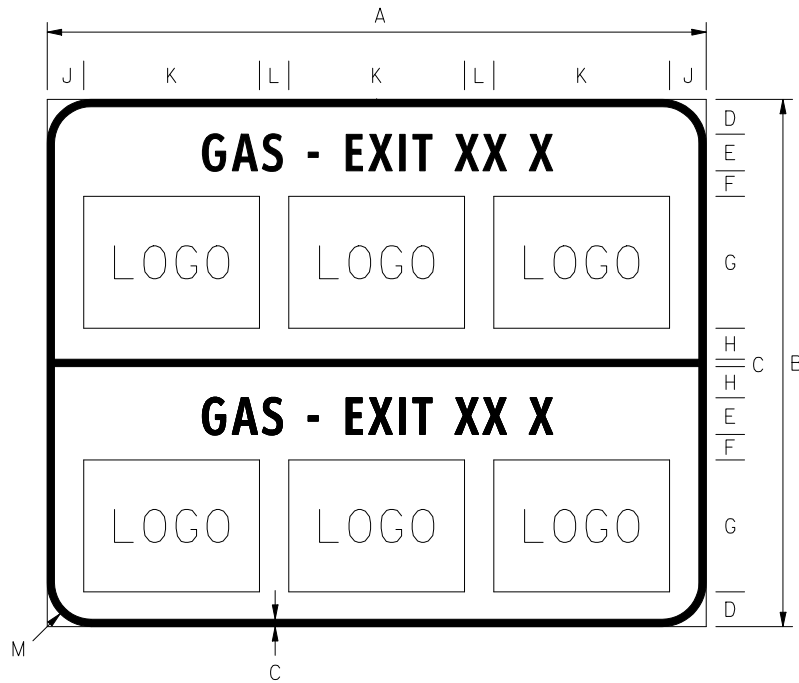


APPROVAL • SHA REVISIONS	APPROVAL • FEDERAL HIGHWAY ADMINISTRATION
APPROVAL 03/02/2009	APPROVAL
REVISED	REVISED
REVISED	REVISED
REVISED	REVISED

MAINLINE GAS LOGOS (FULL SIGN)

SIGN NUMBER

D9-18(2)



* CLEARVIEW TYPE SYSTEM: CLEARVIEWHWY-2-W

SIGN SIZE	DIMENSIONS (INCHES)											
	A	B	C	D	E	F	G	H	J	K	L	M
STD	180	144	2	9-1/2	10*	7	36	8-1/2	10	48	8	12

REFERENCES

MdMUTCD SECTION - 2F.03, 2F.04, 2F.05

COLORS

LEGEND - WHITE

BACKGROUND - BLUE

APPROVED Tom Hicks (signature on file)
DIRECTOR - OFFICE OF TRAFFIC AND SAFETY

Maryland Department of Transportation
STATE HIGHWAY ADMINISTRATION
MARYLAND STANDARD HIGHWAY SIGNS

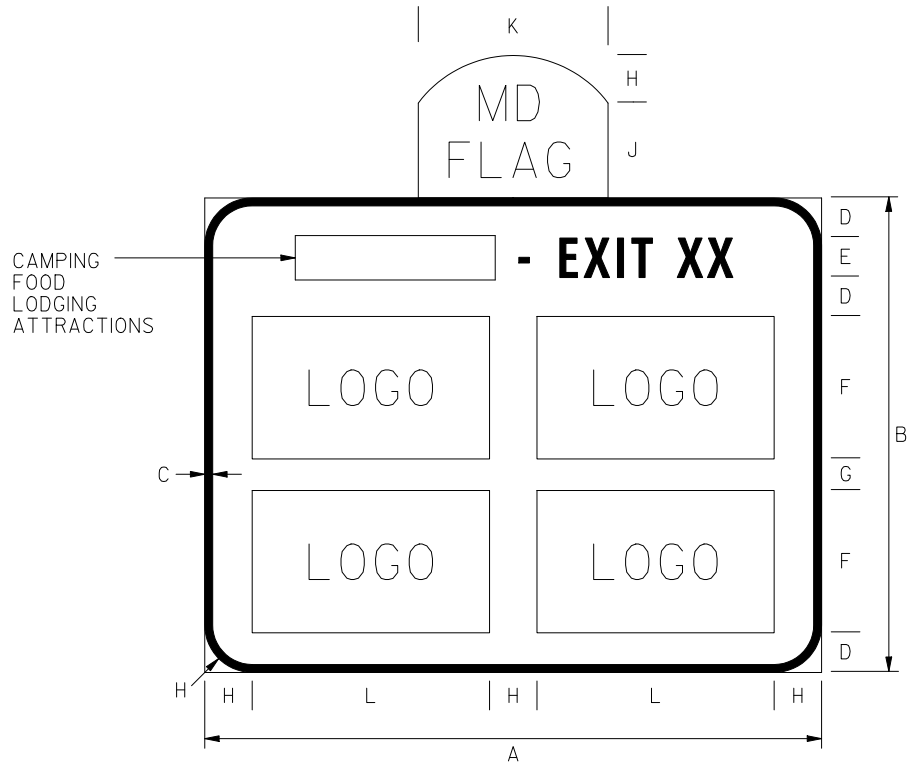


APPROVAL • SHA REVISIONS	APPROVAL • FEDERAL HIGHWAY ADMINISTRATION
APPROVAL 03/02/2009	APPROVAL
REVISED	REVISED
REVISED	REVISED
REVISED	REVISED

DUAL EXIT GAS LOGOS

SIGN NUMBER

D9-18(3)



NOTES:

1. MD FLAG ONLY USED ON ATTRACTIONS SIGN. FOR DETAIL CONTACT SHA SIGN SHOP.
2. MD FLAG WILL BE SHEET ALUMINUM AND MOUNTED TO 2-EXTRUDED PANELS (2-48" LENGTH) MOUNTED ABOVE MAIN SIGN.

* CLEARVIEW TYPE SYSTEM: CLEARVIEWHWY-2-W

SIGN SIZE	DIMENSIONS (INCHES)										
	A	B	C	D	E	F	G	H	J	K	L
STD	156	120	2	10	10*	36	8	12	24	48	60

REFERENCES

MdMUTCD SECTION - 2F.03, 2F.04, 2F.05

COLORS

LEGEND - WHITE
BACKGROUND - BLUE

APPROVED Tom Hicks (signature on file)
DIRECTOR - OFFICE OF TRAFFIC AND SAFETY

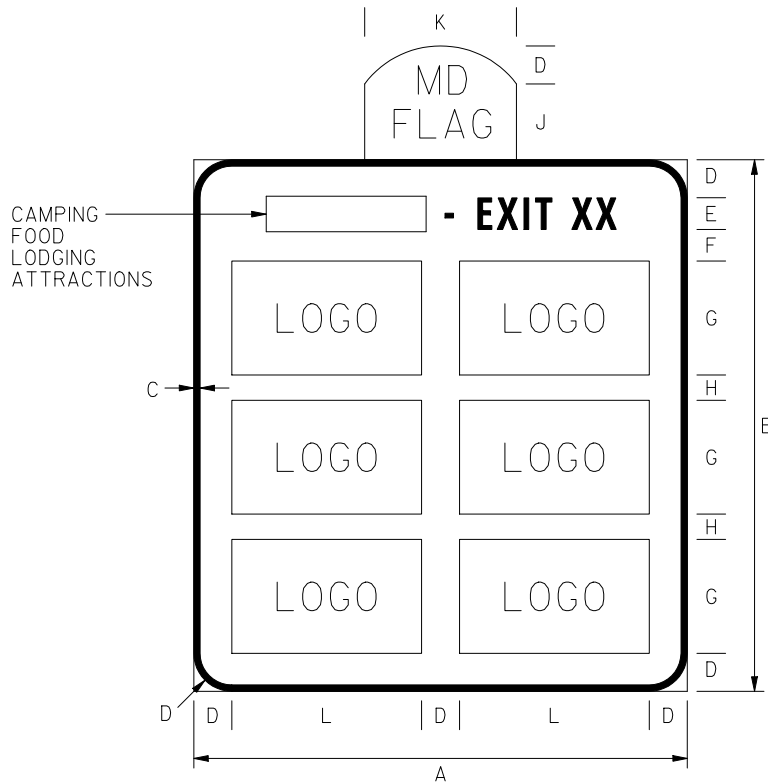


APPROVAL • SHA REVISIONS	APPROVAL • FEDERAL HIGHWAY ADMINISTRATION
APPROVAL 03/02/2009	APPROVAL
REVISED	REVISED
REVISED	REVISED
REVISED	REVISED

Maryland Department of Transportation
STATE HIGHWAY ADMINISTRATION
MARYLAND STANDARD HIGHWAY SIGNS
MAINLINE CAMPING FOOD
LODGING ATTRACTIONS LOGOS (1/2 SIGN)

SIGN NUMBER

D9-18(4)



NOTES:

1. MD FLAG ONLY USED ON ATTRACTIONS SIGN. FOR DETAIL CONTACT SHA SIGN SHOP.
2. MD FLAG WILL BE SHEET ALUMINUM AND MOUNTED TO 2-EXTRUDED PANELS (2-48" LENGTH) MOUNTED ABOVE MAIN SIGN.

* CLEARVIEW TYPE SYSTEM: CLEARVIEWHWY-2-W

SIGN SIZE	DIMENSIONS (INCHES)										
	A	B	C	D	E	F	G	H	J	K	L
STD	156	168	2	12	10*	10	36	8	24	48	60

REFERENCES

MdMUTCD SECTION - 2F.03, 2F.04, 2F.05

COLORS

LEGEND - WHITE
BACKGROUND - BLUE

APPROVED Tom Hicks (signature on file)
DIRECTOR - OFFICE OF TRAFFIC AND SAFETY

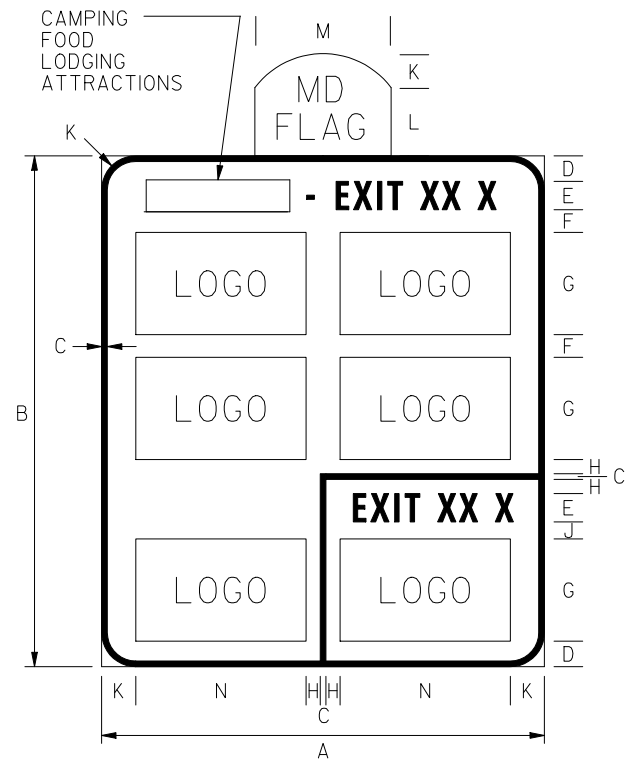
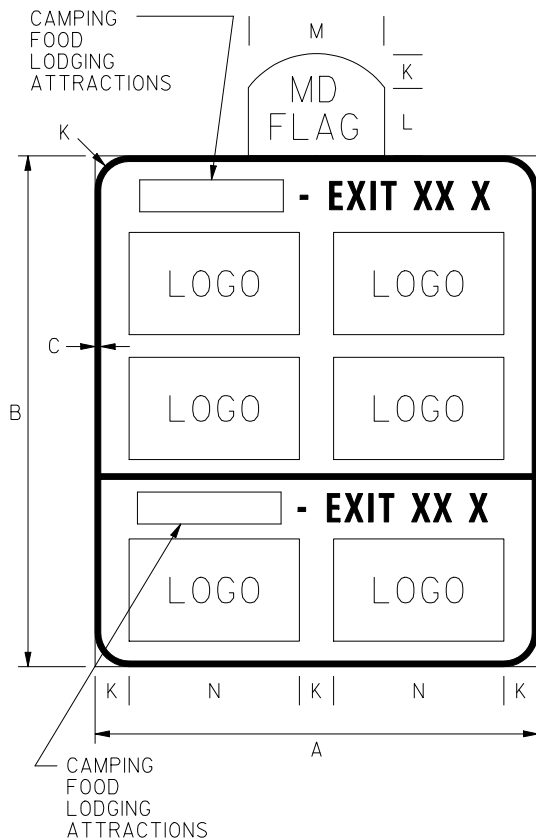


APPROVAL • SHA REVISIONS	APPROVAL • FEDERAL HIGHWAY ADMINISTRATION
APPROVAL 03/02/2009	APPROVAL
REVISED	REVISED
REVISED	REVISED
REVISED	REVISED

Maryland Department of Transportation
STATE HIGHWAY ADMINISTRATION
MARYLAND STANDARD HIGHWAY SIGNS
MAINLINE CAMPING FOOD
LODGING ATTRACTIONS LOGOS (FULL SIGN)

SIGN NUMBER

D9-18(5)



NOTES:

1. MD FLAG ONLY USED ON ATTRACTIONS SIGN. FOR DETAIL CONTACT SHA SIGN SHOP.
2. MD FLAG WILL BE SHEET ALUMINUM AND MOUNTED TO 2-EXTRUDED PANELS (2-48" LENGTH) MOUNTED ABOVE MAIN SIGN.

* CLEARVIEW TYPE SYSTEM: CLEARVIEWHWY-2-W

SIGN SIZE	DIMENSIONS (INCHES)												
	A	B	C	D	E	F	G	H	J	K	L	M	N
STD	156	180	2	9	10*	8	36	5	6	12	24	48	60

REFERENCES

MdMUTCD SECTION - 2F.03, 2F.04, 2F.05

COLORS

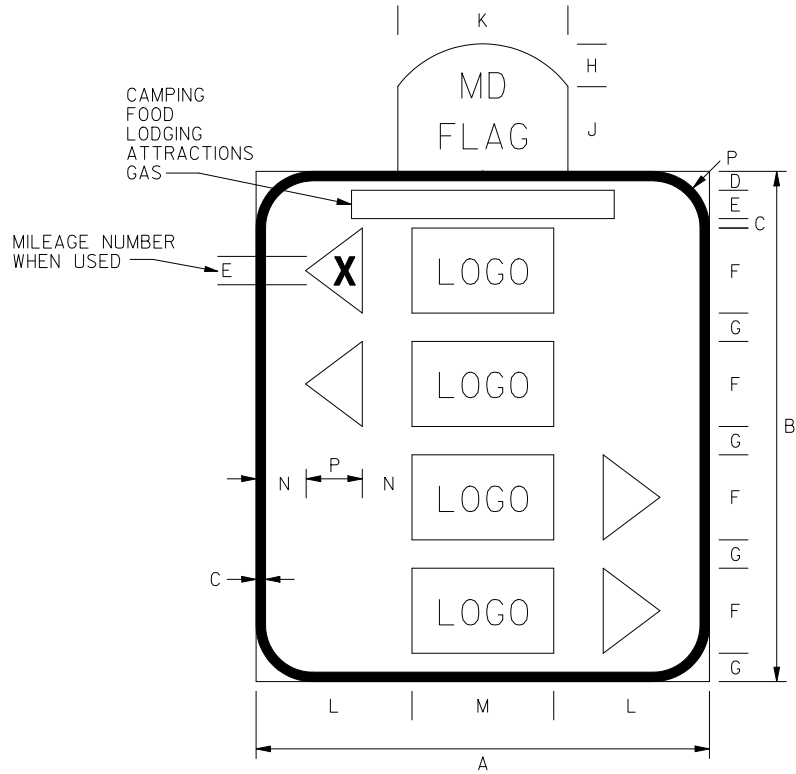
LEGEND - WHITE
BACKGROUND - BLUE

APPROVED Tom Hicks (signature on file)
DIRECTOR - OFFICE OF TRAFFIC AND SAFETY

	APPROVAL • SHA REVISIONS	APPROVAL • FEDERAL HIGHWAY ADMINISTRATION
	APPROVAL 03/02/2009	APPROVAL
	REVISED	REVISED
	REVISED	REVISED

Maryland Department of Transportation
STATE HIGHWAY ADMINISTRATION
 MARYLAND STANDARD HIGHWAY SIGNS
MAINLINE DUAL EXIT CAMPING FOOD
LODGING ATTRACTIONS LOGOS

SIGN NUMBER **D9-18(6)**



- NOTES:
1. MD FLAG ONLY USED ON ATTRACTIONS SIGN. FOR DETAIL CONTACT SHA SIGN SHOP.
 2. MD FLAG WILL BE SHEET ALUMINUM AND MOUNTED TO 2-EXTRUDED PANELS (1-36" LENGTH, 1-21" LENGTH) MOUNTED ABOVE MAIN SIGN.

* CLEARVIEW TYPE SYSTEM: CLEARVIEWHWY-3-W

SIGN SIZE	DIMENSIONS (INCHES)						
	A	B	C	D	E	F	G
STD (CAMPING, FOOD, LODGING, ATTRACTIONS)	96	108	2	4	6*	18	6
STD (GAS)	96	108	2	4	6*	18	6

SIGN SIZE	DIMENSIONS (INCHES)						
	H	J	K	L	M	N	P
STD (CAMPING, FOOD, LODGING, ATTRACTIONS)	9	18	36	33	30	10-1/2	12
STD (GAS)	--	--	--	36	24	12	12

REFERENCES

MdMUTCD SECTION - 2F.03, 2F.04, 2F.05

COLORS

LEGEND - WHITE

BACKGROUND - BLUE

APPROVED Tom Hicks (signature on file)
DIRECTOR - OFFICE OF TRAFFIC AND SAFETY

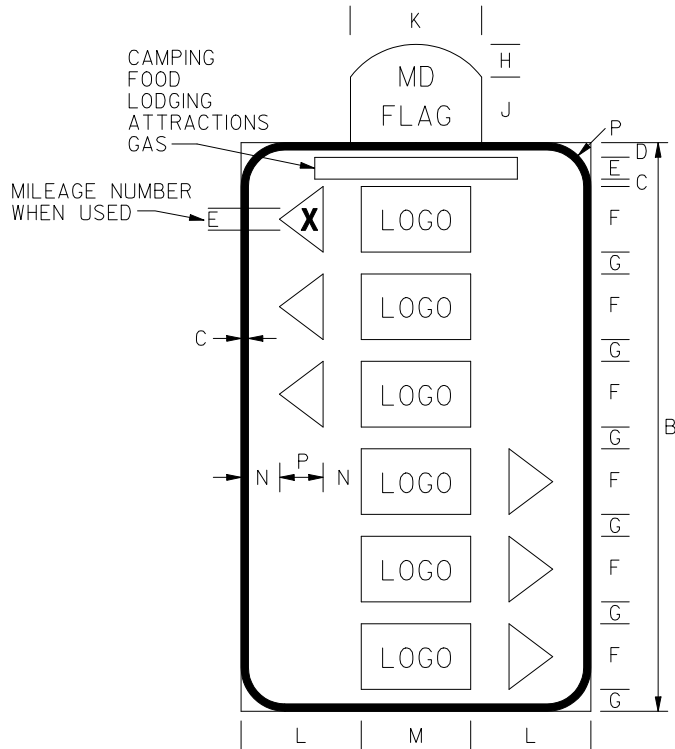


APPROVAL • SHA REVISIONS	APPROVAL • FEDERAL HIGHWAY ADMINISTRATION
APPROVAL 03/02/2009	APPROVAL
REVISED	REVISED
REVISED	REVISED
REVISED	REVISED

Maryland Department of Transportation
STATE HIGHWAY ADMINISTRATION
MARYLAND STANDARD HIGHWAY SIGNS
RAMP CAMPING FOOD LODGING ATTRACTIONS
GAS LOGOS (1/2 SIGN)

SIGN NUMBER

D9-18(7)



NOTES:

1. MD FLAG ONLY USED ON ATTRACTIONS SIGN. FOR DETAIL CONTACT SHA SIGN SHOP.
2. MD FLAG WILL BE SHEET ALUMINUM AND MOUNTED TO 2-EXTRUDED PANELS (1-36" LENGTH, 1-21" LENGTH) MOUNTED ABOVE MAIN SIGN.

* CLEARVIEW TYPE SYSTEM: CLEARVIEWHWY-3-W

SIGN SIZE	DIMENSIONS (INCHES)						
	A	B	C	D	E	F	G
STD (CAMPING, FOOD, LODGING, ATTRACTIONS)	96	156	2	4	6*	18	6
STD (GAS)	96	156	2	4	6*	18	6

SIGN SIZE	DIMENSIONS (INCHES)						
	H	J	K	L	M	N	P
STD (CAMPING, FOOD, LODGING, ATTRACTIONS)	9	18	36	33	30	10-1/2	12
STD (GAS)	--	--	--	36	24	12	12

REFERENCES

MdMUTCD SECTION - 2F.03, 2F.04, 2F.05

COLORS

LEGEND - WHITE

BACKGROUND - BLUE

APPROVED Tom Hicks (signature on file)
DIRECTOR - OFFICE OF TRAFFIC AND SAFETY

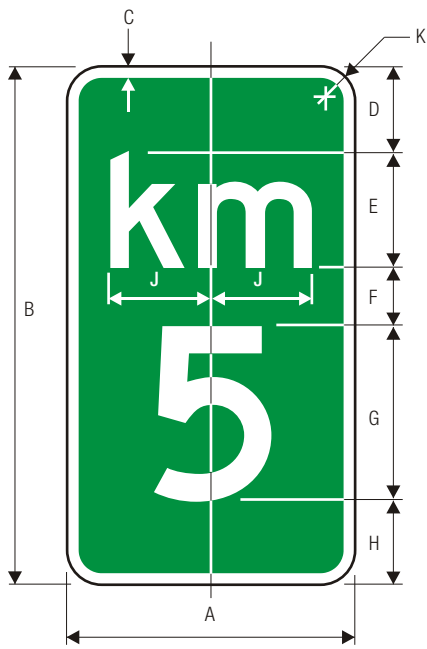


APPROVAL • SHA REVISIONS	APPROVAL • FEDERAL HIGHWAY ADMINISTRATION
APPROVAL 03/02/2009	APPROVAL
REVISED	REVISED
REVISED	REVISED
REVISED	REVISED

Maryland Department of Transportation
STATE HIGHWAY ADMINISTRATION
MARYLAND STANDARD HIGHWAY SIGNS
RAMP CAMPING FOOD LODGING ATTRACTIONS
GAS LOGOS (FULL SIGN)

SIGN NUMBER

D9-18(8)

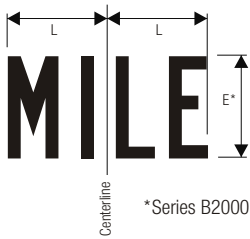


D10-1

A	B	C	D
10	18	.5	3
12	24	.5	3.5

E	F	G	H
4 D	2	6 D	3
4 D	3	10 D	3.5

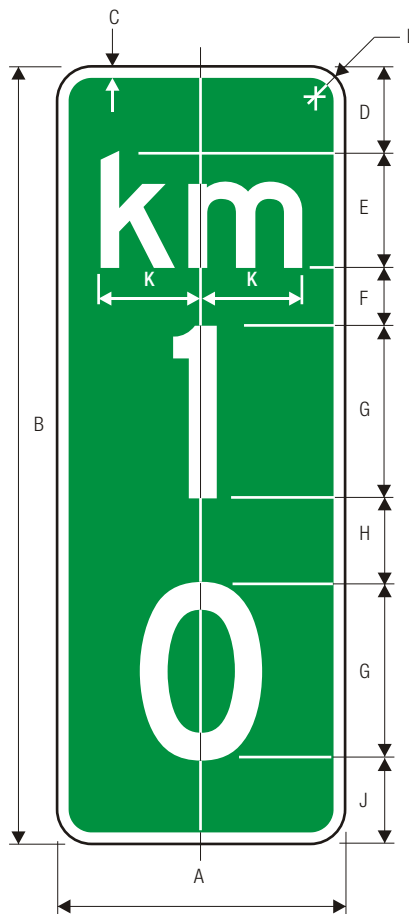
J	K	L
3.502	1.5	3.922
3.502	1.5	3.922



*Series B2000

SHA REFERENCES
MdMUTCD SECTION - 2D.46

Optically locate numerals about centerline.

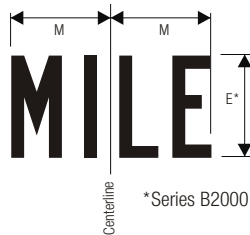


D10-2

A	B	C	D
10	27	.5	3
12	36	.5	3

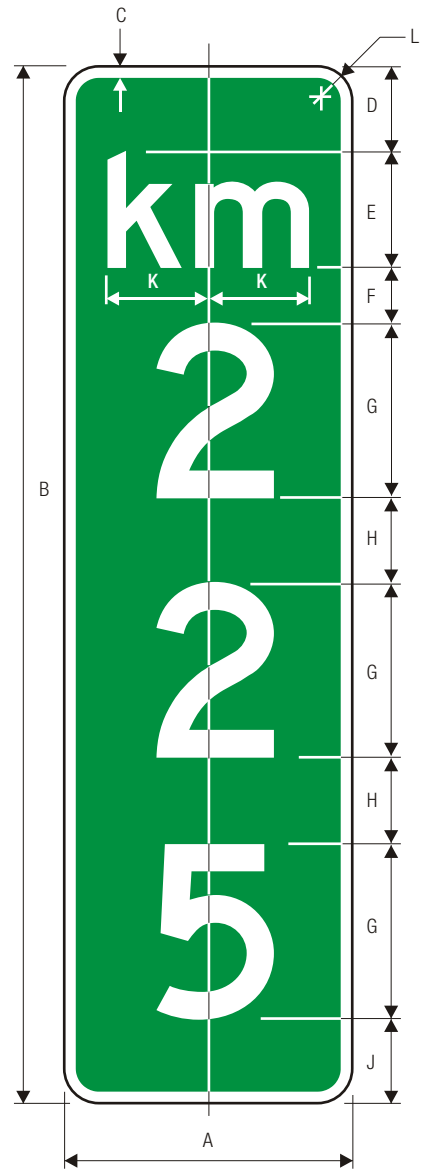
E	F	G	H
4 D	2	6 D	3
4 D	3	10 D	3

J	K	L	M
3	3.502	1.5	3.922
3	3.502	1.5	3.922



*Series B2000

SHA REFERENCES
MdMUTCD SECTION - 2D.46
REFERENCE LOCATION SIGNS



D10-3

A	B	C	D
10	36	.5	3
12	48	.5	3

E	F	G	H
4 D	2	6 D	3
4 D	3	10 D	2.5

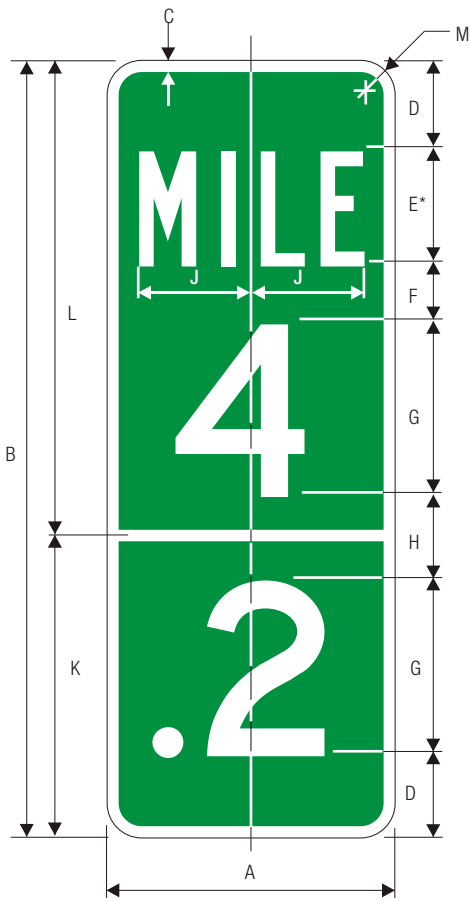
J	K	L	M
3	3.502	1.5	3.922
3	3.502	1.5	3.922



*Series B2000

SHA REFERENCES
MdMUTCD SECTION - 2D.46

COLORS: LEGEND —WHITE (RETROREFLECTIVE)
BACKGROUND —GREEN (RETROREFLECTIVE)

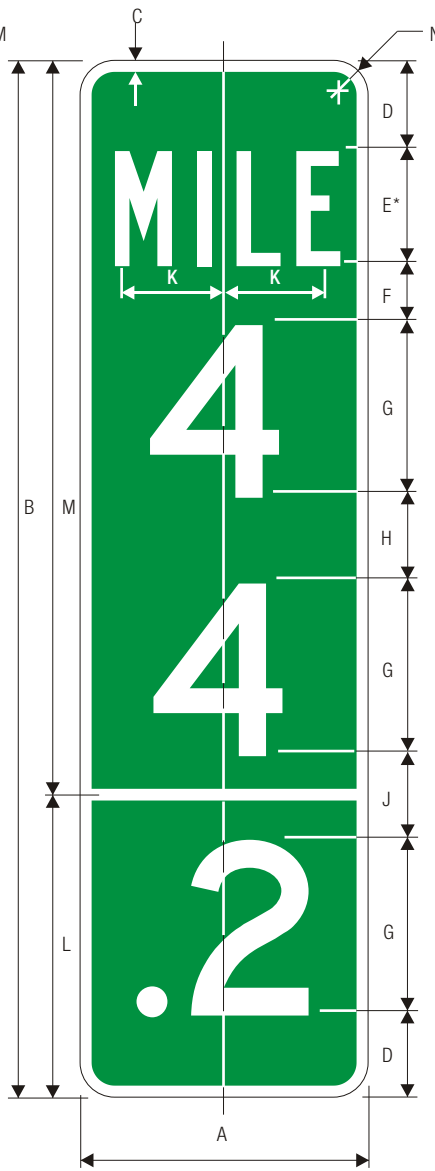


D10-1a

A	B	C	D
10	27	.5	3
12	36	.5	3
E	F	G	H
4 B	2	6 D	3
4 B	3	10 D	3
J	K	L	M
3.922	10.5	16.5	1.5
3.922	14.5	21.5	1.5

INTERMEDIATE REFERENCE LOCATION SIGNS

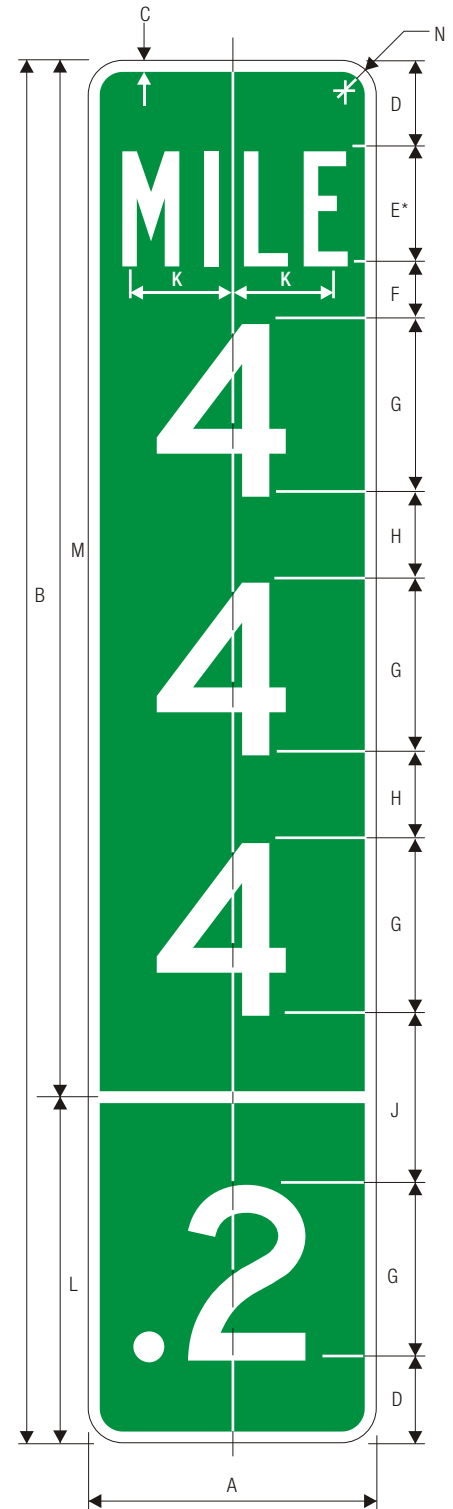
*Series 2000 Standard Alphabets.
Optically locate numerals about centerline.



D10-2a

INTERMEDIATE REFERENCE LOCATION SIGNS

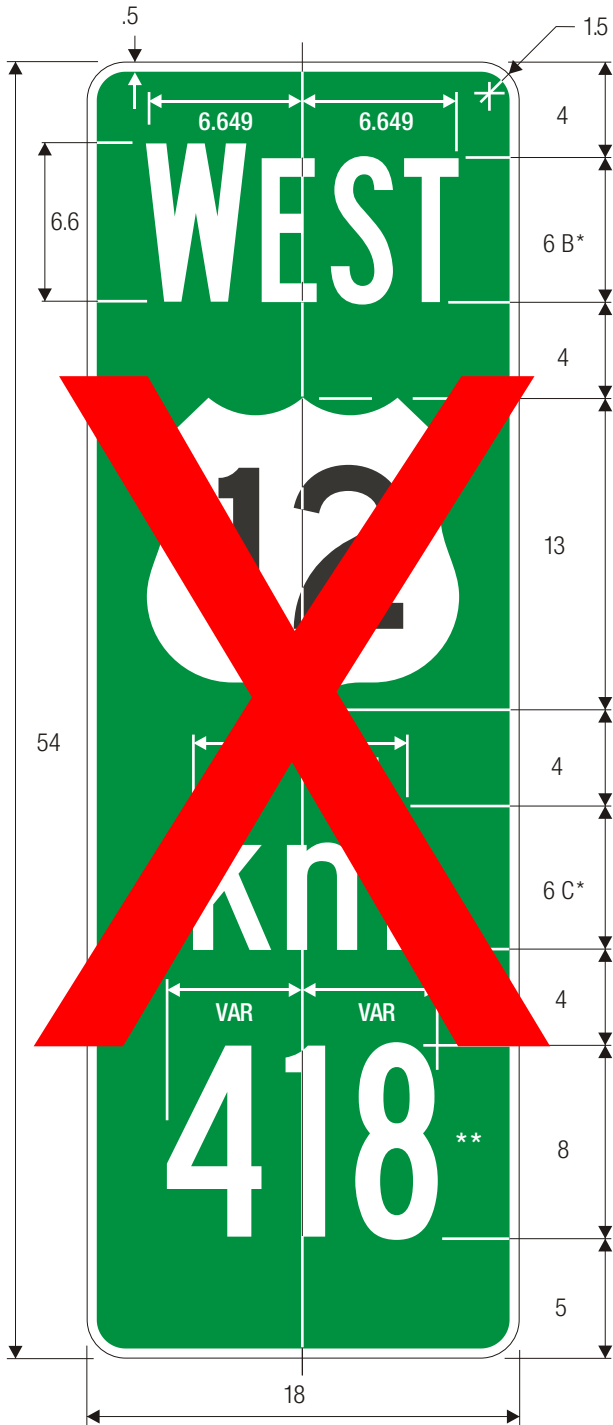
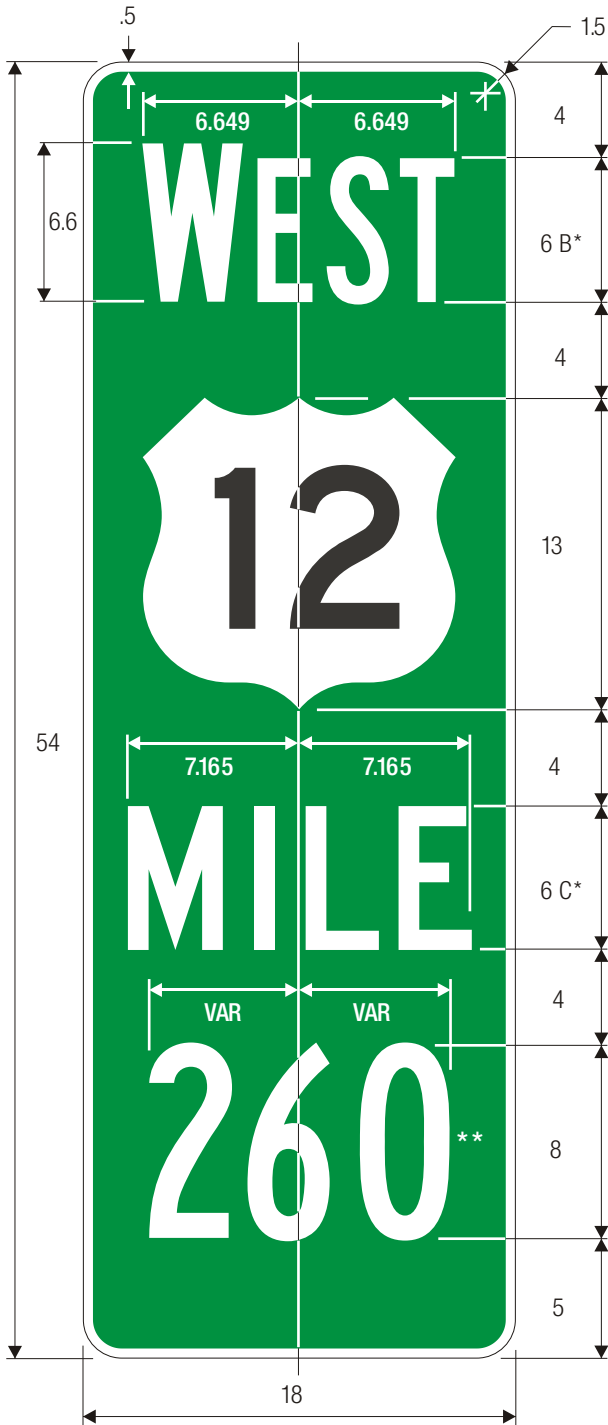
A	B	C	D
10	36	.5	3
12	48	.5	2
E	F	G	H
4 B	2	6 D	3
4 B	3	10 D	3
J	K	L	M
3	3.922	10.5	25.5
4	3.922	14	34
N			
1.5			
1.5			



D10-3a

A	B	C	D	
10	48	.5	3	
12	60	.5	2	
E	F	G	H	
4 B	2	6 D	3	
4 B	3	10 D	2	
J	K	L	M	N
6	3.922	12	36	1.5
5	3.922	14.5	45.5	1.5

COLORS: LEGEND —WHITE (RETROREFLECTIVE)
BACKGROUND —GREEN (RETROREFLECTIVE)



SHA

SHA SIGN SHALL NOT BE USED ALONG STATE OWNED, OPERATED AND MAINTAINED ROADWAYS.

D10-4



*Series 2000 Standard Alphabets.

**Optically locate numerals about centerline.

ENHANCED REFERENCE LOCATION SIGNS

COLORS: LEGEND —WHITE (RETROREFLECTIVE)
 BACKGROUND —GREEN OR BLUE (RETROREFLECTIVE)

SHA



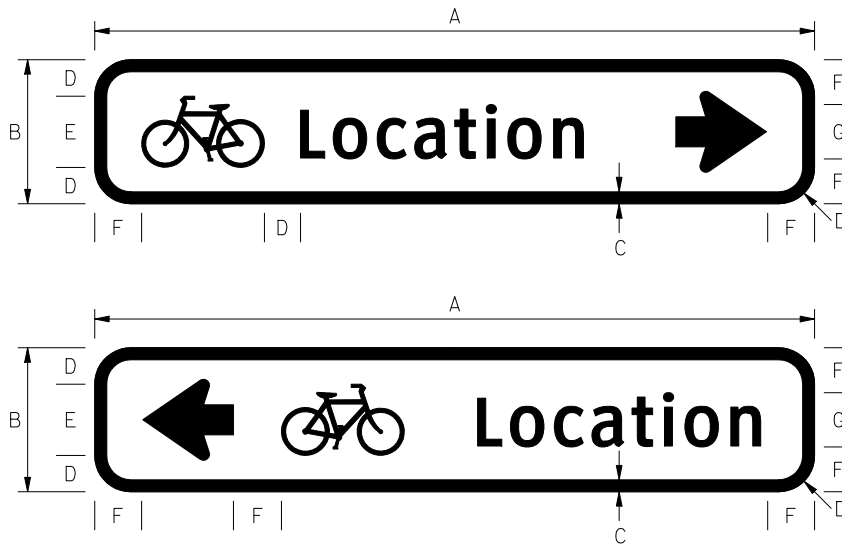
D10-5

SHA SIGN SHALL NOT BE USED ALONG STATE OWNED, OPERATED AND MAINTAINED ROADWAYS.

INTERMEDIATE ENHANCED REFERENCE LOCATION

- *Series 2000 Standard Alphabets.
- **Reduce spacing to fit.
- ***Optically locate numerals about centerline.

COLORS: LEGEND —WHITE (RETROREFLECTIVE)
 BACKGROUND —GREEN OR BLUE (RETROREFLECTIVE)



NOTES:

1. FOR SYMBOL DESIGN REFER TO THE APPENDIX-GRID SECTION FROM FHWA'S STANDARD HIGHWAY SIGNS BOOK-APPENDIX SECTION.
2. FOR ARROW DIMENSIONS REFER TO ARROWDET-1 AND REDUCE 6/4 IN. ARROW BY 50% AND VERTICALLY CENTER ABOUT "B" DIMENSION.

* CLEARVIEW TYPE SYSTEM: CLEARVIEWHWY-3-W

SIGN SIZE	DIMENSIONS (INCHES)						
	A	B	C	D	E	F	G
STD	30	6	1/2	1-1/2	3	2	2*

REFERENCES

MdMUTCD SECTION - 2D.34, 2D.35, 9B.21

COLORS

LEGEND - WHITE

BACKGROUND - GREEN

APPROVED Tom Hicks (signature on file)
DIRECTOR - OFFICE OF TRAFFIC AND SAFETY

Maryland Department of Transportation
STATE HIGHWAY ADMINISTRATION
MARYLAND STANDARD HIGHWAY SIGNS

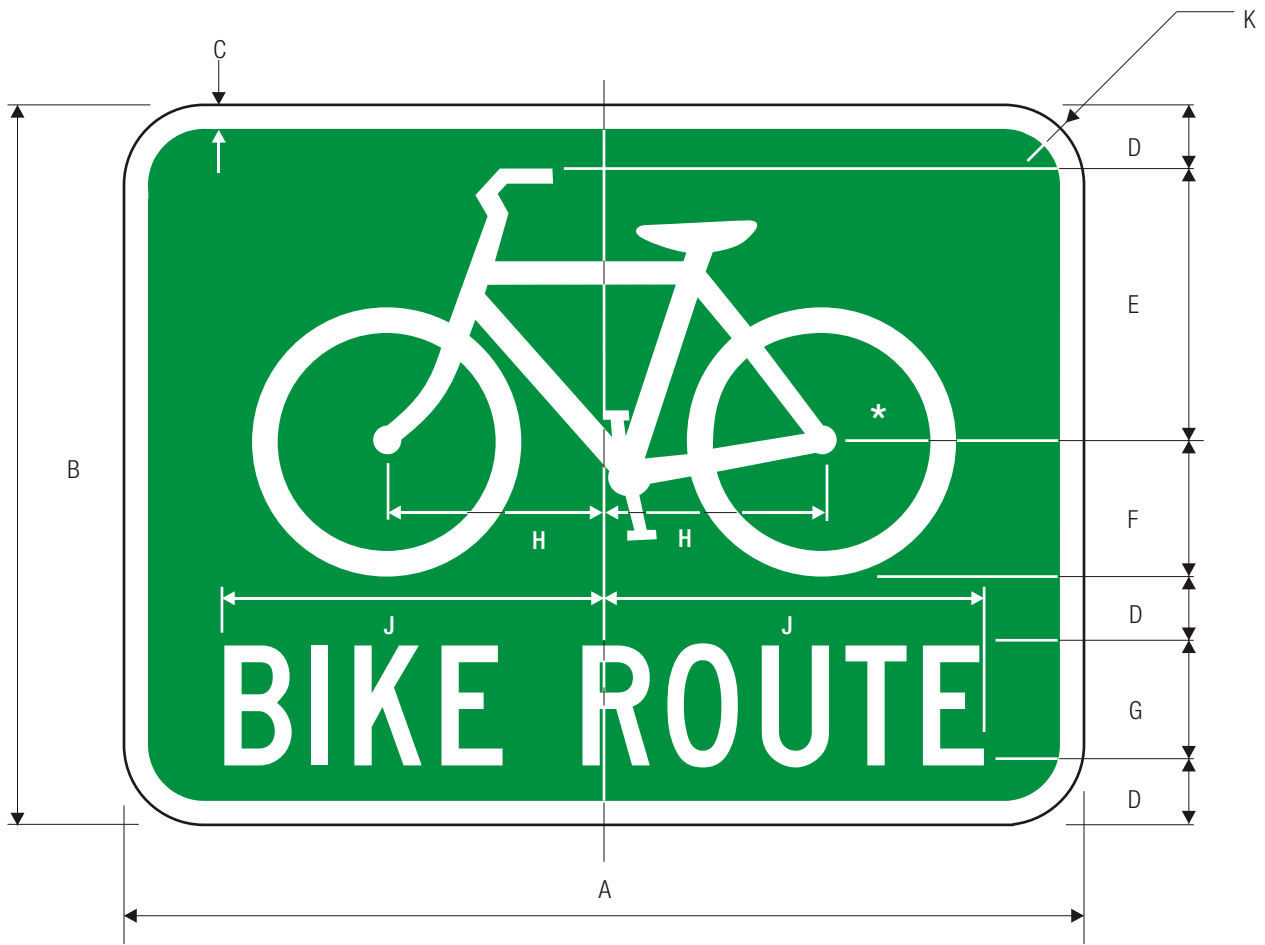


APPROVAL • SHA REVISIONS	APPROVAL • FEDERAL HIGHWAY ADMINISTRATION
APPROVAL 03/02/2009	APPROVAL
REVISED	REVISED
REVISED	REVISED
REVISED	REVISED

BIKE SYMBOL DESTINATION PANEL

SIGN NUMBER

D11-1(1)



D11-1

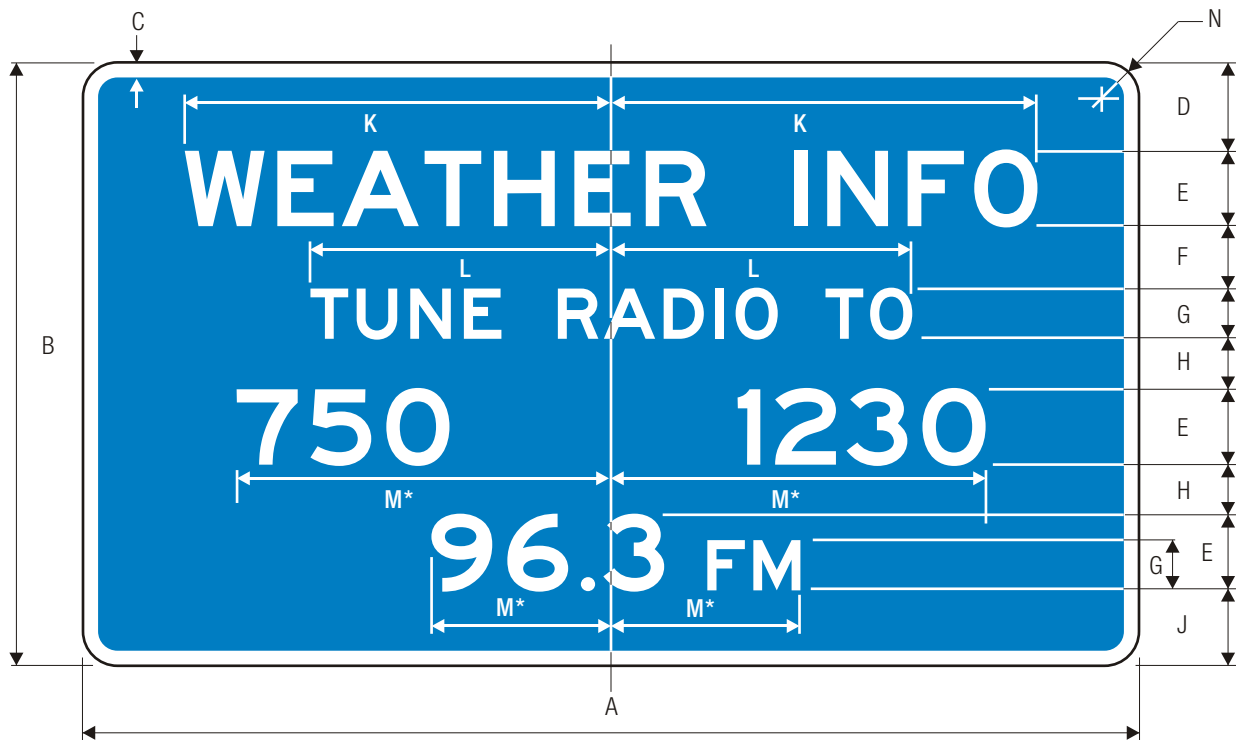
BICYCLE ROUTE

SHA *FOR SYMBOL DESIGN REFER TO THE APPENDIX-GRID SECTION FROM FHWA'S STANDARD HIGHWAY SIGNS BOOK -APPENDIX SECTION

A	B	C	D	E	F	G	H	J	K
24	18	.5	1.5	7	3.5	3 C	5.5	9.5	1.5
30	24	.625	1.875	8.75	4.375	4 C	6.875	12.5	1.5

SHA REFERENCES
MdMUTCD SECTION - 9B.19

COLORS: LEGEND WHITE (RETROREFLECTIVE)
SYMBOL WHITE (RETROREFLECTIVE)
BACKGROUND GREEN (RETROREFLECTIVE)



D12-1

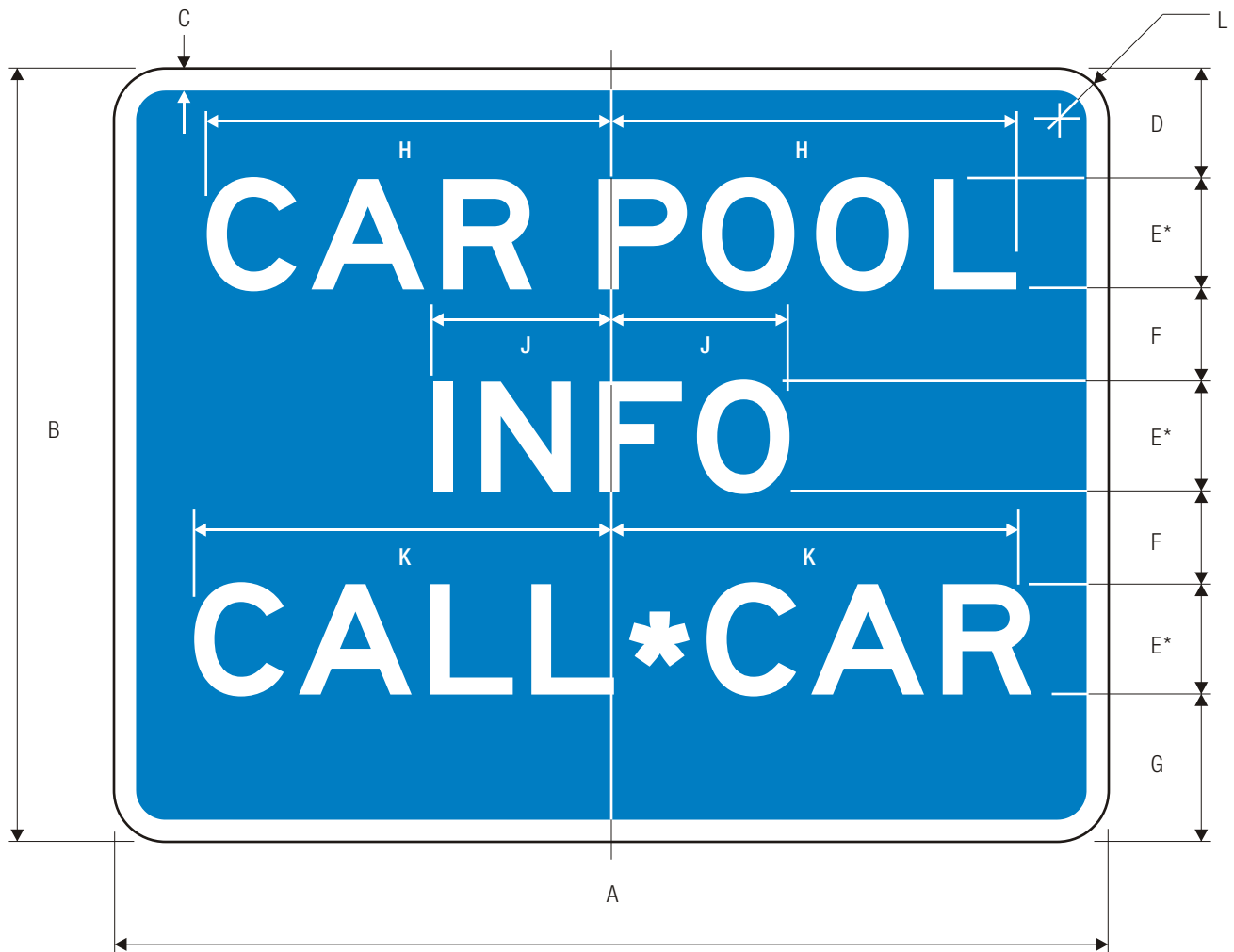
SHA SIGN SHALL NOT BE USED ALONG STATE OWNED, OPERATED AND MAINTAINED ROADWAYS.

WEATHER INFO

*Optically space characters about vertical centerline.

A	B	C	D	E	F	G	H	J	K	L	M	N
84	48	1.5	7	6 E	5	4 E	4	6	33.5	24	VAR	3
108	66	2	9	8 E	7	6 E	6	8	44.75	36	VAR	4
132	84	2	11	10 E	9	8 E	8	10	55.875	48	VAR	5

COLORS: LEGEND —WHITE (RETROREFLECTIVE)
 BACKGROUND —BLUE (RETROREFLECTIVE)



D12-2

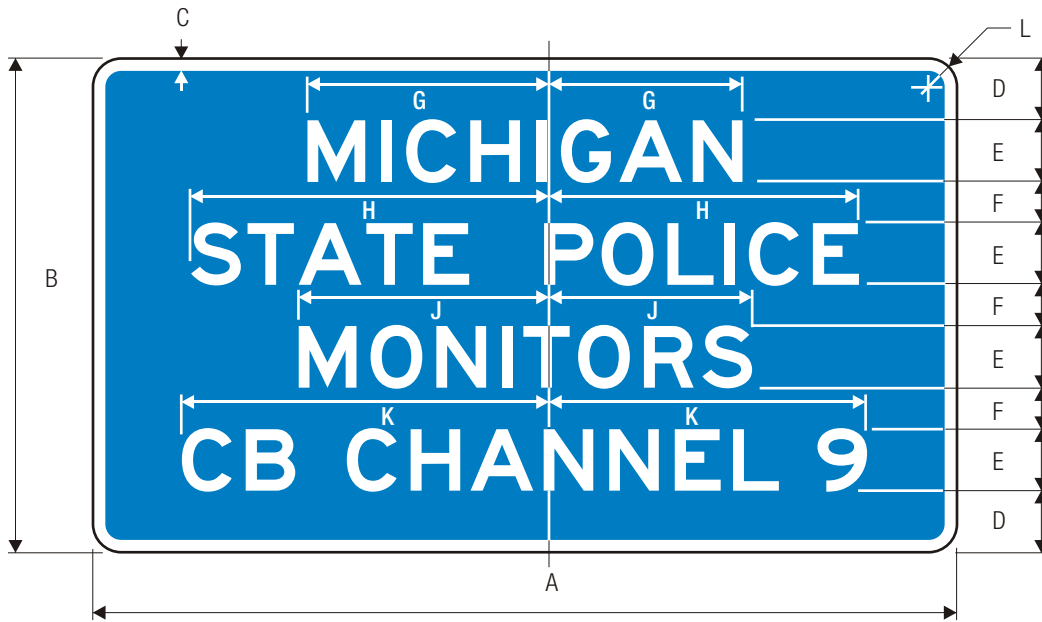
SHA SIGN SHALL NOT BE USED ALONG STATE OWNED, OPERATED AND MAINTAINED ROADWAYS.

CAR POOL INFORMATION

*Series 2000 Standard Alphabets.

A	B	C	D	E	F	G	H	J	K	L
54	42	.75	6	6 E	5	8	22.342	9.667	22.752	1.25
72	54	1.25	8	8 E	6	10	29.795	12.891	30.342	1.75
96	66	2	9	10 E	8	11	37.241	16.113	37.925	2.5

COLORS: LEGEND —WHITE (RETROREFLECTIVE)
 BACKGROUND —BLUE (RETROREFLECTIVE)



D12-3

CHANNEL 9 MONITORED

SMA SIGN SHALL NOT BE USED ALONG STATE OWNED,
OPERATED AND MAINTAINED ROADWAYS.

A	B	C	D	E	F	G	H	J	K	L
84	48	1.5	6	6 E	4	21.5	33.5	23	35	3
108	66	2	8	8 E	6	28.5	43	30.5	46.5	4
132	84	2	10	10 E	8	35.5	53.5	38	58	5

COLORS: LEGEND —WHITE (RETROREFLECTIVE)
BACKGROUND —BLUE (RETROREFLECTIVE)



D12-4

EMERGENCY DIAL 911

SHA SIGN SHALL NOT BE USED ALONG STATE OWNED,
OPERATED AND MAINTAINED ROADWAYS.

*Series 2000 Standard Alphabets.

A	B	C	D	E	F	G	H	J
64	30	.75	6.5	6 E	5	27.153	17.232	1.25
72	36	1.25	8	7 E	6	31.682	20.107	1.75
96	48	2	11	9 E	8	40.730	25.849	2.5

COLORS: LEGEND —WHITE (RETROREFLECTIVE)
BACKGROUND —BLUE (RETROREFLECTIVE)



D12-5

TRAVEL INFO CALL 511

*Series 2000 Standard Alphabets.

A	B	C	D	E	F	G	H	J	K	L	M
42	60	.75	20	7.5	5 E	5	7.5	14.310	8.066	15.591	2.25
54	80	1	27	9	7 E	7	9	20.055	11.288	21.836	3
68	96	1	32	9.5	9 E	9	9.5	25.779	14.511	28.081	3

SHA REFERENCES
MdMUTCD SECTION - 2D.45

COLORS: LEGEND -WHITE (RETROREFLECTIVE)
BACKGROUND -BLUE (RETROREFLECTIVE)



* CLEARVIEW TYPE SYSTEM: CLEARVIEWHWY-2-W

SIGN SIZE	DIMENSIONS (INCHES)									
	A	B	C	D	E	F	G	H	J	K
STD	204	84	2	7	100	5	6	4	10*	9

REFERENCES

MdMUTCD SECTION - 2D.48, 2E.55

COLORS

LEGEND

TOP - BLACK
 MIDDLE - BLACK
 BOTTOM - WHITE

BACKGROUND

TOP - FLUORESCENT YELLOW
 MIDDLE - WHITE
 BOTTOM - BLUE

APPROVED Tom Hicks (signature on file)
 DIRECTOR - OFFICE OF TRAFFIC AND SAFETY



APPROVAL • SHA REVISIONS	APPROVAL • FEDERAL HIGHWAY ADMINISTRATION
APPROVAL 03/02/2009	APPROVAL
REVISED	REVISED
REVISED	REVISED
REVISED	REVISED

**Maryland Department of Transportation
 STATE HIGHWAY ADMINISTRATION**

MARYLAND STANDARD HIGHWAY SIGNS

FENDER BENDER - PLEASE MOVE VEHICLES FROM TRAVEL LANES

SIGN NUMBER

D12-5(1)



* CLEARVIEW TYPE SYSTEM: CLEARVIEWHWY-2-W

SIGN SIZE	DIMENSIONS (INCHES)									
	A	B	C	D	E	F	G	H	J	K
STD	96	48	1-1/2	5	8*	4	7	8	12*	6

REFERENCES

MdMUTCD SECTION - 2D.48, 2E.55

COLORS

LEGEND - WHITE

BACKGROUND - BLUE

APPROVED Tom Hicks (signature on file)
DIRECTOR - OFFICE OF TRAFFIC AND SAFETY

Maryland Department of Transportation
STATE HIGHWAY ADMINISTRATION
MARYLAND STANDARD HIGHWAY SIGNS

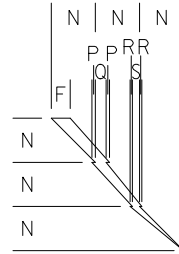
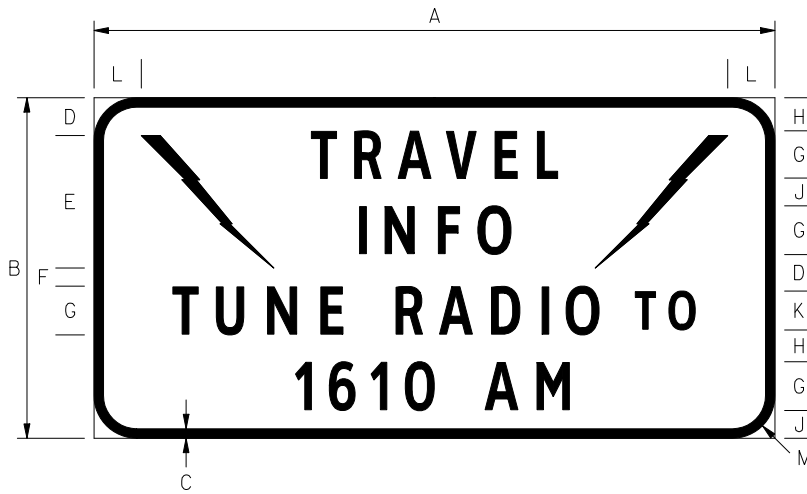
REPORT DISABLED VEHICLES - #77



APPROVAL • SHA REVISIONS	APPROVAL • FEDERAL HIGHWAY ADMINISTRATION
APPROVAL 03/02/2009	APPROVAL
REVISED	REVISED
REVISED	REVISED
REVISED	REVISED

SIGN NUMBER

D12-5(2)



* CLEARVIEW TYPE SYSTEM: CLEARVIEWHWY-2-W

SIGN SIZE	DIMENSIONS (INCHES)								
	A	B	C	D	E	F	G	H	J
EXPWY, FWY	144	72	2	8	28	4	10*	7	6

SIGN SIZE	DIMENSIONS (INCHES)							
	K	L	M	N	P	Q	R	S
EXPWY, FWY	8*	10	9	9-1/3	3/4	2-1/4	1/2	1-1/2

REFERENCES

MdMUTCD SECTION - 2D.48, 2E.55

COLORS

LEGEND - WHITE

BACKGROUND - BLUE

APPROVED Tom Hicks (signature on file)
DIRECTOR - OFFICE OF TRAFFIC AND SAFETY

Maryland Department of Transportation
STATE HIGHWAY ADMINISTRATION

MARYLAND STANDARD HIGHWAY SIGNS


SHAZAM SIGN - TRAVEL INFO



APPROVAL • SHA REVISIONS	APPROVAL • FEDERAL HIGHWAY ADMINISTRATION
APPROVAL 03/02/2009	APPROVAL
REVISED	REVISED
REVISED	REVISED
REVISED	REVISED

SIGN NUMBER

D12-5(3)



NOTE: TOP PANEL SHOWN WITH CUTOUTS FOR SIGNALS.

* CLEARVIEW TYPE SYSTEM: CLEARVIEWHWY-4-W

SIGN SIZE	DIMENSIONS (INCHES)										
	A	B	C	D	E	F	G	H	J	K	L
EXPWY, FWY	144	2	5-1/4	13-1/2	7	10*	6	8	8*	4	10E

SIGN SIZE	DIMENSIONS (INCHES)											
	M	N	P	Q	R	S	T	U	V	W	X	Y
EXPWY, FWY	10	9	32	28	8E	15	12	9-1/3	3/4	2-1/4	1/2	1-1/2

REFERENCES

MdMUTCD SECTION - 2D.48, 2E.55

COLORS

LEGEND

TOP - N/A
 MIDDLE - WHITE
 BOTTOM - BLACK

BACKGROUND

TOP - BLACK
 MIDDLE - BLUE
 BOTTOM - FLUORESCENT YELLOW

APPROVED Tom Hicks (signature on file)
 DIRECTOR - OFFICE OF TRAFFIC AND SAFETY

Maryland Department of Transportation
STATE HIGHWAY ADMINISTRATION
 MARYLAND STANDARD HIGHWAY SIGNS

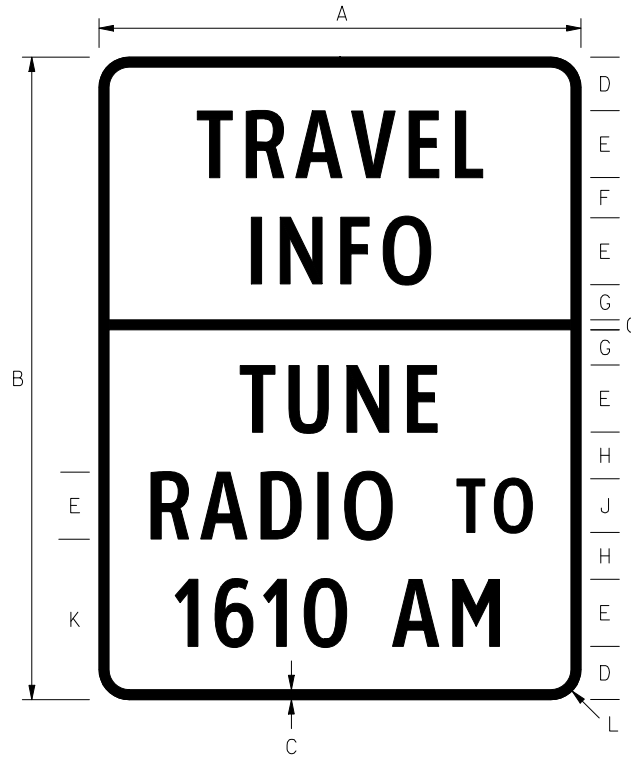


APPROVAL • SHA REVISIONS	APPROVAL • FEDERAL HIGHWAY ADMINISTRATION
APPROVAL 03/02/2009	APPROVAL
REVISED	REVISED
REVISED	REVISED
REVISED	REVISED

FLASHING SHAZAM SIGN - TRAVEL INFO

SIGN NUMBER

D12-5(4)



* CLEARVIEW TYPE SYSTEM: CLEARVIEWHWY-2-W

SIGN SIZE	DIMENSIONS (INCHES)										
	A	B	C	D	E	F	G	H	J	K	L
STD	36	48	3/4	4	5*	3	2-5/8	3-1/2	4*	12	2-1/4

REFERENCES

MdMUTCD SECTION - 2D.48

COLORS

LEGEND - WHITE

BACKGROUND - BLUE

APPROVED Tom Hicks (signature on file)
DIRECTOR - OFFICE OF TRAFFIC AND SAFETY

Maryland Department of Transportation
STATE HIGHWAY ADMINISTRATION
MARYLAND STANDARD HIGHWAY SIGNS



APPROVAL • SHA REVISIONS	APPROVAL • FEDERAL HIGHWAY ADMINISTRATION
APPROVAL 03/02/2009	APPROVAL
REVISED	REVISED
REVISED	REVISED
REVISED	REVISED

TRAVEL INFO TUNE RADIO (VERTICAL LAYOUT)

SIGN NUMBER

D12-5(5)



* CLEARVIEW TYPE SYSTEM: CLEARVIEWHWY-2-W

SIGN SIZE	DIMENSIONS (INCHES)								
	A	B	C	D	E	F	G	H	J
STD	48	30	3/4	3	5*	2-5/8	4*	3-1/2	1-7/8

REFERENCES

MdMUTCD SECTION - 2D.48

COLORS

LEGEND - WHITE

BACKGROUND - BLUE

APPROVED Tom Hicks (signature on file)
DIRECTOR - OFFICE OF TRAFFIC AND SAFETY

Maryland Department of Transportation
STATE HIGHWAY ADMINISTRATION
MARYLAND STANDARD HIGHWAY SIGNS




APPROVAL • SHA REVISIONS	APPROVAL • FEDERAL HIGHWAY ADMINISTRATION
APPROVAL 03/02/2009	APPROVAL
REVISED	REVISED
REVISED	REVISED
REVISED	REVISED

TRAVEL INFO TUNE RADIO (HORIZONTAL LAYOUT)

SIGN NUMBER

D12-5(6)



NOTE: FOR DETAILS AND DIMENSIONS OF SIGN CONTACT SHA SIGN SHOP.

SIGN SIZE	DIMENSIONS (INCHES)	
	A	B
STD	24	18

REFERENCES

MdMUTCD SECTION - 2D.48

COLORS

CONTACT SHA SIGN SHOP

APPROVED <u>Tom Hicks (signature on file)</u> DIRECTOR - OFFICE OF TRAFFIC AND SAFETY		Maryland Department of Transportation STATE HIGHWAY ADMINISTRATION MARYLAND STANDARD HIGHWAY SIGNS PREVENT VEHICLE THEFT	
	APPROVAL • SHA REVISIONS	APPROVAL • FEDERAL HIGHWAY ADMINISTRATION	SIGN NUMBER
	APPROVAL 03/02/2009	APPROVAL	
	REVISED	REVISED	
	REVISED	REVISED	
		D12-5(7)	