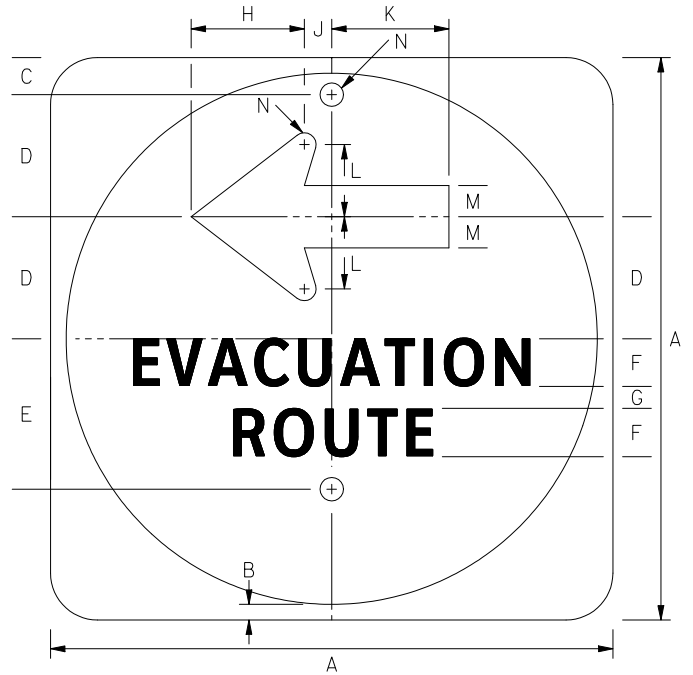


SHA SIGN SHALL NOT BE USED ALONG STATE OWNED, OPERATED AND MAINTAINED ROADWAYS.

EM-1

SHA * FOR ARROWHEAD DIMENSIONS REFER TO STANDARD ARROW DETAILS IN APPENDIX-ARROWS SECTION FROM FHWA'S STANDARD HIGHWAY SIGNS BOOK-APPENDIX SECTION.

COLORS: LEGEND — WHITE (RETROREFLECTIVE)
 BACKGROUND — BLUE (RETROREFLECTIVE)



* CLEARVIEW TYPE SYSTEM: CLEARVIEWHWY-3-W

| SIGN SIZE | DIMENSIONS (INCHES) | | | | | | |
|-----------|---------------------|-----|--------|---------|---------|--------|-----|
| | A | B | C | D | E | F | G |
| STD | 18 | 1/2 | 1-3/16 | 3-29/32 | 4-13/16 | 1-1/2* | 3/4 |

| SIGN SIZE | DIMENSIONS (INCHES) | | | | | |
|-----------|---------------------|-----|-------|--------|---|-----|
| | H | J | K | L | M | N |
| STD | 3-5/8 | 7/8 | 3-3/4 | 2-5/16 | 1 | 3/8 |

REFERENCES

MdMUTCD SECTION - 2I.03

COLORS

LEGEND - WHITE
 CIRCLE - BLUE
 BACKGROUND - WHITE

APPROVED Tom Hicks (signature on file)
 DIRECTOR - OFFICE OF TRAFFIC AND SAFETY

Maryland Department of Transportation
STATE HIGHWAY ADMINISTRATION
 MARYLAND STANDARD HIGHWAY SIGNS

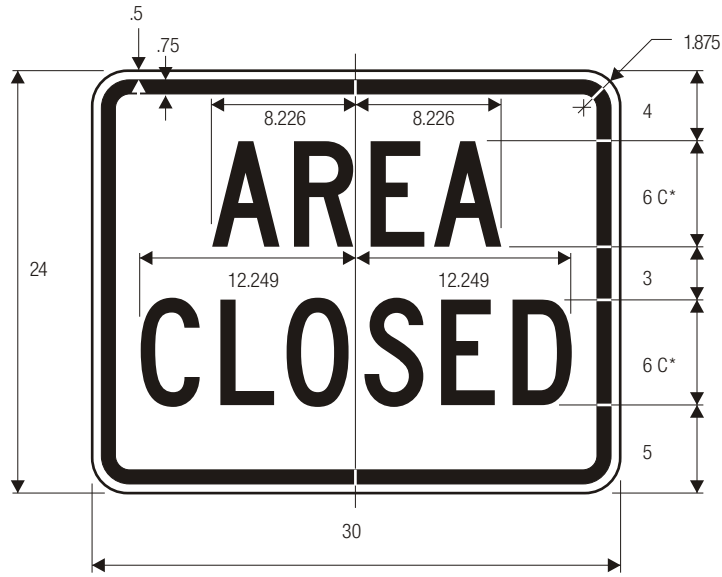


| APPROVAL • SHA REVISIONS | APPROVAL • FEDERAL HIGHWAY ADMINISTRATION |
|----------------------------|---|
| APPROVAL 03/02/2009 | APPROVAL |
| REVISED | REVISED |
| REVISED | REVISED |
| REVISED | REVISED |

EVACUATION ROUTE

SIGN NUMBER

EM-1(1)



EM-2

SHA REFERENCES
MdMUTCD SECTION - 21.04

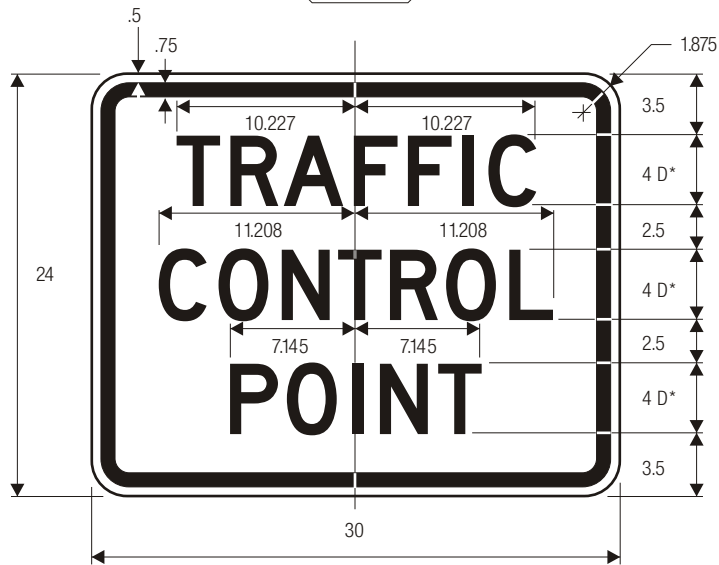
COLORS: LEGEND — BLACK
BACKGROUND — WHITE (RETROREFLECTIVE)

SHA FOR EMERGENCY USE ONLY.

*Series 2000 Standard Alphabets.



R1-1 (30")

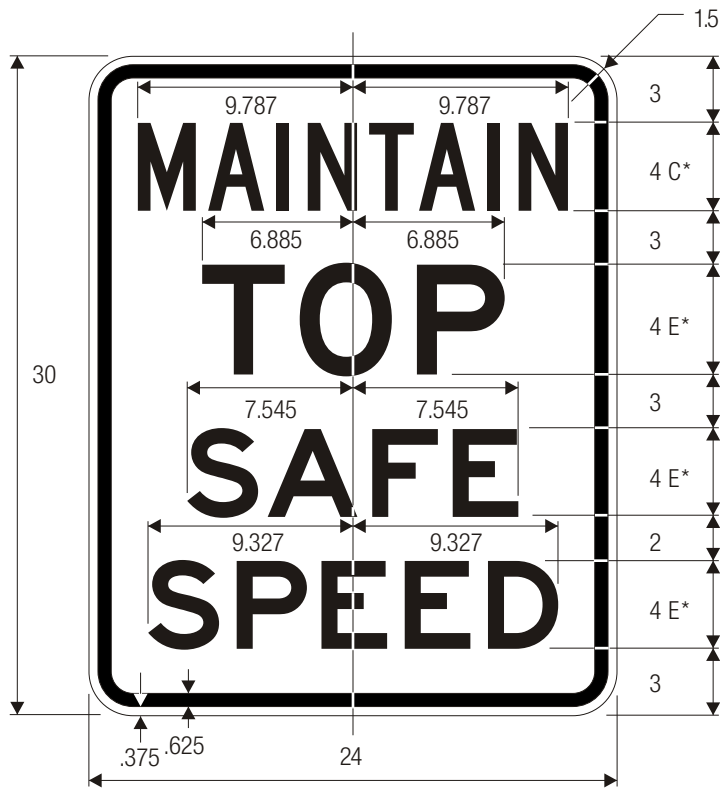


EM-3

SHA REFERENCES
MdMUTCD SECTION - 21.05

COLORS: LEGEND — BLACK
BACKGROUND — WHITE (RETROREFLECTIVE)

SHA FOR EMERGENCY USE ONLY.



SHA FOR EMERGENCY USE ONLY.

SHA REFERENCES
MdMUTCD SECTION - 21.06

EM-4



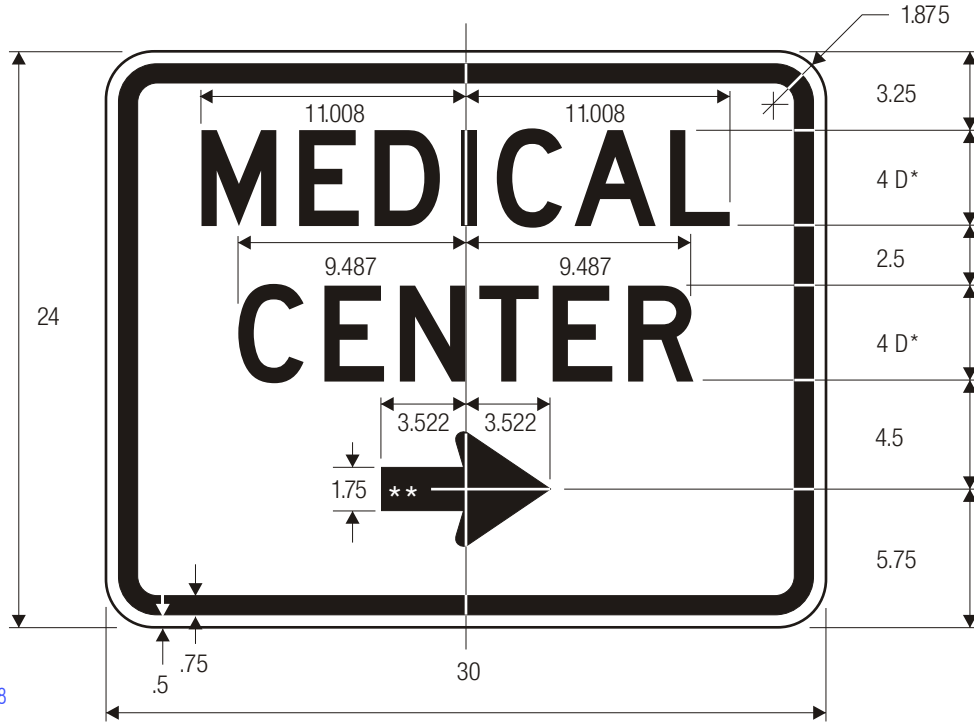
SHA FOR EMERGENCY USE ONLY.

EM-5

*Series 2000 Standard Alphabets.
**Reduce spacing to fit.

SHA REFERENCES
MdMUTCD SECTION - 21.07

COLORS: LEGEND — BLACK
BACKGROUND — WHITE (RETROREFLECTIVE)



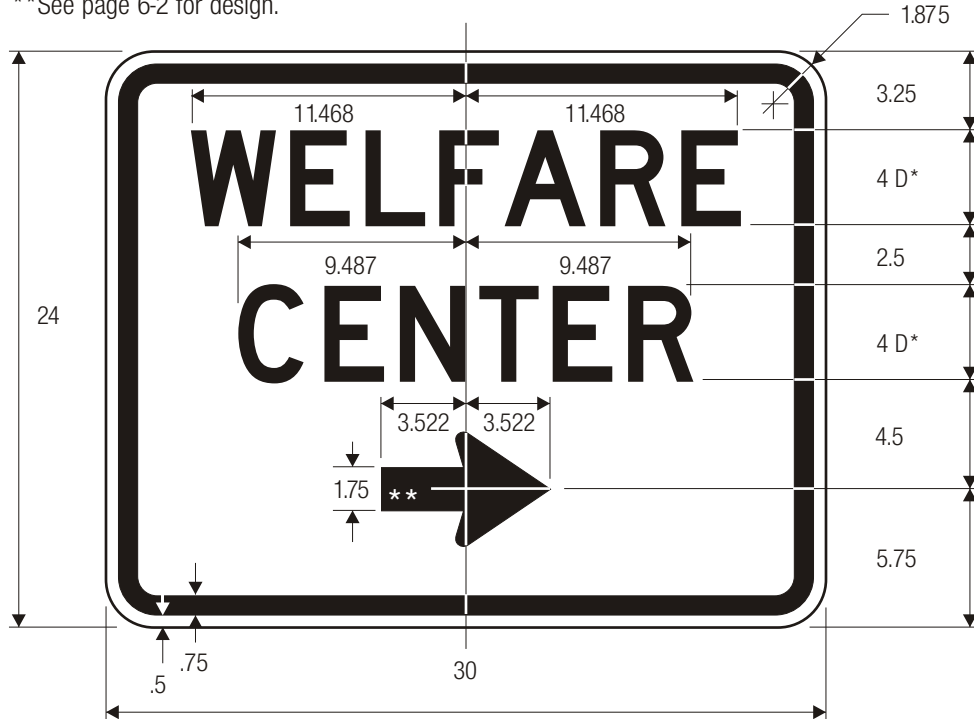
SHA FOR EMERGENCY USE ONLY.

SHA REFERENCES
MdMUTCD SECTION - 21.08

EM-6a

*Series 2000 Standard Alphabets.

**See page 6-2 for design.



SHA FOR EMERGENCY USE ONLY.

EM-6b

SHA REFERENCES
MdMUTCD SECTION - 21.08

COLORS: LEGEND — BLACK
BACKGROUND — WHITE (RETROREFLECTIVE)



SHA FOR EMERGENCY USE ONLY.

SHA REFERENCES
MdMUTCD SECTION - 2I.08

EM-6c

SHA * Series 2000 Standard Alphabets
** FOR ARROWHEAD DIMENSIONS REFER TO STANDARD ARROW
DETAILS IN APPENDIX-ARROWS SECTION FROM FHWA'S
STANDARD HIGHWAY SIGNS BOOK-APPENDIX SECTION.



SHA FOR EMERGENCY USE ONLY.

EM-6d

SHA REFERENCES
MdMUTCD SECTION - 2I.08

COLORS: LEGEND — BLACK
BACKGROUND — WHITE (RETROREFLECTIVE)



SHA REFERENCES
MdMUTCD SECTION - 21.09

EM-7a

* Series 2000 Standard Alphabets
**FOR ARROWHEAD DIMENSIONS REFER TO STANDARD ARROW
DETAILS IN APPENDIX-ARROWS SECTION FROM FHWA'S
STANDARD HIGHWAY SIGNS BOOK-APPENDIX SECTION.

SHA FOR EMERGENCY
USE ONLY.

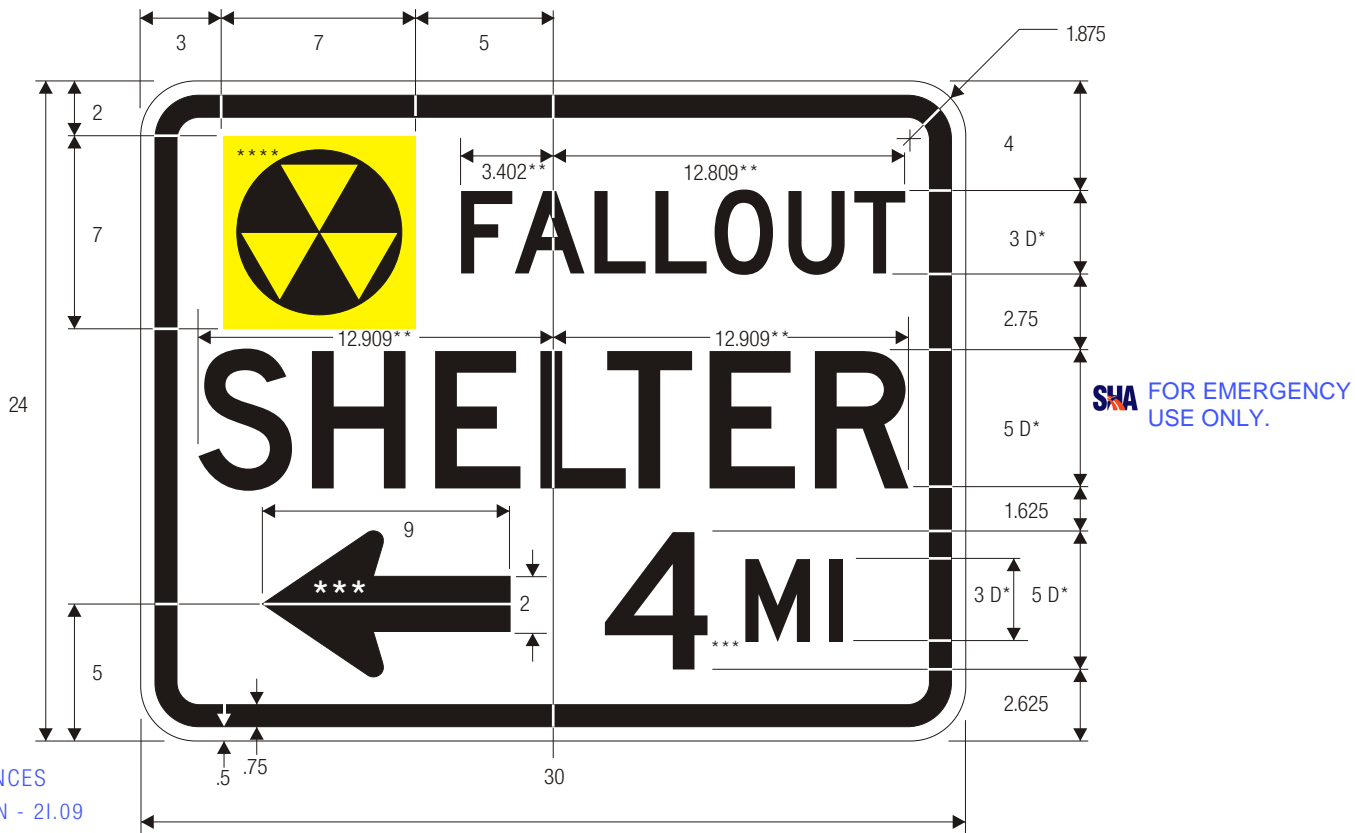


EM-7b

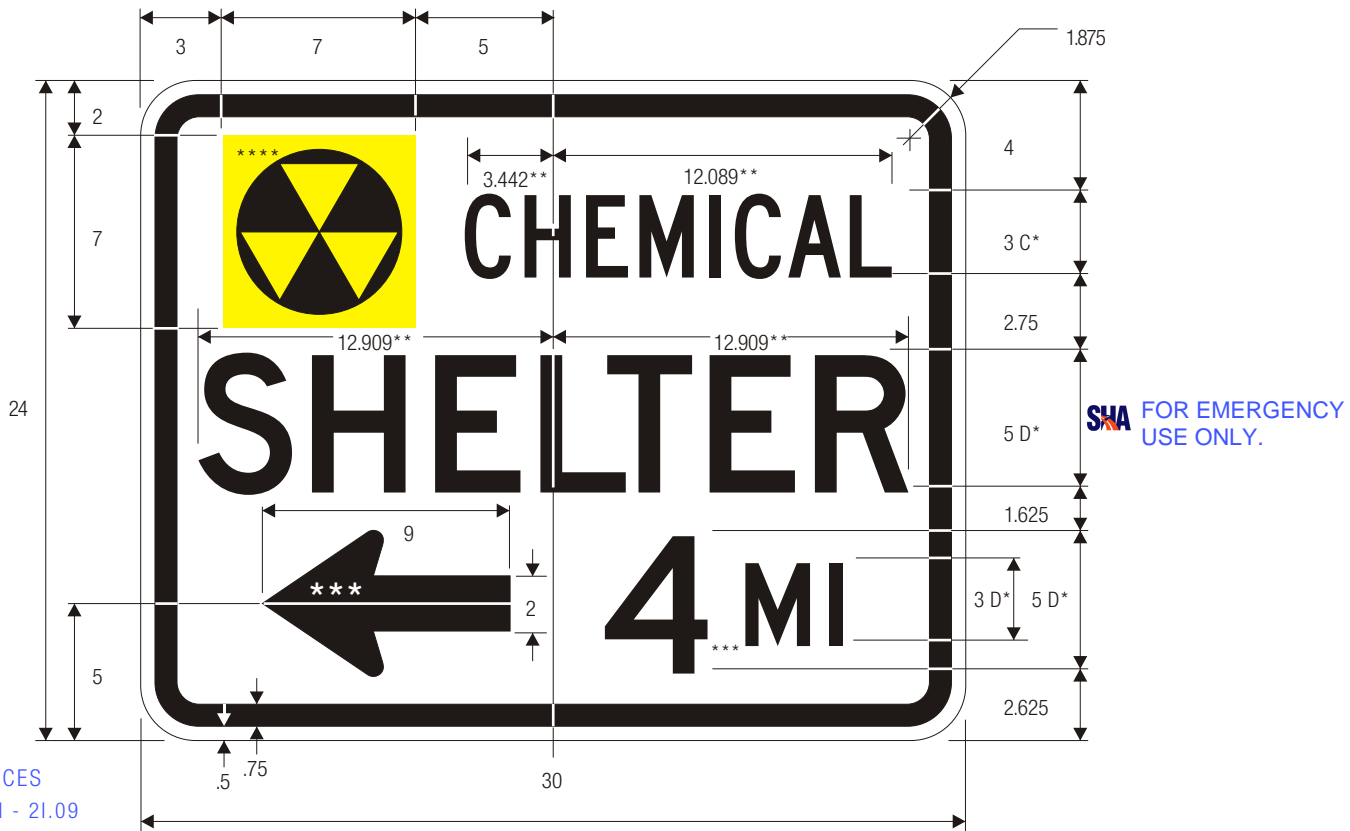
SHA REFERENCES
MdMUTCD SECTION - 21.09

COLORS: LEGEND — BLACK
BACKGROUND — WHITE (RETROREFLECTIVE)

SHA FOR EMERGENCY
USE ONLY.



EM-7c



EM-7d

- COLORS:**
LEGEND — BLACK
BACKGROUND — WHITE (RETROREFLECTIVE)
SHA CD EMBLEM — FLUORESCENT YELLOW TRIANGLES INSCRIBED IN A BLACK CIRCLE PLACED ON A FLUORESCENT YELLOW SQUARE

*Series 2000 Standard Alphabets.
 **Reduce spacing to fit.
 ***Optically locate arrow and mileage characters about vertical centerline.
 ****FOR ARROWHEAD DIMENSIONS REFER TO STANDARD ARROW DETAILS IN APPENDIX-ARROWS SECTION FROM FHWA'S STANDARD HIGHWAY SIGNS BOOK-APPENDIX SECTION.