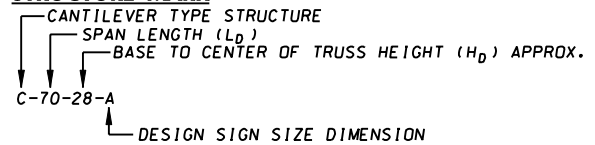




STRUCTURE MARK	L _D	H _D	POLE SIZE	TRUSS CHORD TUBE SIZE	TRUSS BRACING TUBE SIZE
C-20-28-A	20'-0"	28'-9"	24" O.D. x .312" THK.	10.75" O.D. x .25" THK.	3.5" O.D. x .216" THK.
C-20-30-A		30'-0"	24" O.D. x .312" THK.	10.75" O.D. x .25" THK.	3.5" O.D. x .216" THK.
C-20-32-A		32'-0"	24" O.D. x .344" THK.	10.75" O.D. x .25" THK.	3.5" O.D. x .216" THK.
C-20-34-A		34'-0"	24" O.D. x .344" THK.	10.75" O.D. x .25" THK.	3.5" O.D. x .216" THK.
C-20-36-A		36'-0"	24" O.D. x .375" THK.	10.75" O.D. x .25" THK.	3.5" O.D. x .216" THK.
C-20-26-B		26'-9"	18" O.D. x .344" THK.	8.625" O.D. x .277" THK.	2.875" O.D. x .203" THK.
C-20-28-B		28'-0"	18" O.D. x .375" THK.	8.625" O.D. x .277" THK.	2.875" O.D. x .203" THK.
C-20-30-B		30'-0"	18" O.D. x .375" THK.	8.625" O.D. x .277" THK.	2.875" O.D. x .203" THK.
C-20-32-B		32'-0"	18" O.D. x .406" THK.	8.625" O.D. x .277" THK.	2.875" O.D. x .203" THK.
C-20-34-B		34'-0"	20" O.D. x .344" THK.	8.625" O.D. x .277" THK.	2.875" O.D. x .203" THK.
C-20-36-B		36'-0"	20" O.D. x .375" THK.	8.625" O.D. x .277" THK.	2.875" O.D. x .203" THK.
C-25-28-A		25'-0"	28'-9"	24" O.D. x .344" THK.	12.75" O.D. x .25" THK.
C-25-30-A	30'-0"		24" O.D. x .344" THK.	12.75" O.D. x .25" THK.	3.5" O.D. x .216" THK.
C-25-32-A	32'-0"		24" O.D. x .344" THK.	12.75" O.D. x .25" THK.	3.5" O.D. x .216" THK.
C-25-34-A	34'-0"		24" O.D. x .375" THK.	12.75" O.D. x .25" THK.	3.5" O.D. x .216" THK.
C-25-36-A	36'-0"		24" O.D. x .375" THK.	12.75" O.D. x .25" THK.	3.5" O.D. x .216" THK.
C-25-26-B	26'-9"		18" O.D. x .406" THK.	10.75" O.D. x .279" THK.	2.875" O.D. x .203" THK.
C-25-28-B	28'-0"		20" O.D. x .344" THK.	10.75" O.D. x .279" THK.	2.875" O.D. x .203" THK.
C-25-30-B	30'-0"		20" O.D. x .375" THK.	10.75" O.D. x .279" THK.	2.875" O.D. x .203" THK.
C-25-32-B	32'-0"		20" O.D. x .375" THK.	10.75" O.D. x .279" THK.	2.875" O.D. x .203" THK.
C-25-34-B	34'-0"		20" O.D. x .406" THK.	10.75" O.D. x .279" THK.	2.875" O.D. x .203" THK.
C-25-36-B	36'-0"		24" O.D. x .312" THK.	10.75" O.D. x .279" THK.	2.875" O.D. x .203" THK.
C-30-28-A	30'-0"		28'-9"	24" O.D. x .375" THK.	12.75" O.D. x .375" THK.
C-30-30-A		30'-0"	24" O.D. x .375" THK.	12.75" O.D. x .375" THK.	3.5" O.D. x .216" THK.
C-30-32-A		32'-0"	24" O.D. x .406" THK.	12.75" O.D. x .375" THK.	3.5" O.D. x .216" THK.
C-30-34-A		34'-0"	24" O.D. x .438" THK.	12.75" O.D. x .375" THK.	3.5" O.D. x .216" THK.
C-30-36-A		36'-0"	24" O.D. x .438" THK.	12.75" O.D. x .375" THK.	3.5" O.D. x .216" THK.
C-30-26-B		26'-9"	20" O.D. x .406" THK.	10.75" O.D. x .344" THK.	2.875" O.D. x .203" THK.
C-30-28-B		28'-0"	20" O.D. x .406" THK.	10.75" O.D. x .344" THK.	2.875" O.D. x .203" THK.
C-30-30-B		30'-0"	20" O.D. x .406" THK.	10.75" O.D. x .344" THK.	2.875" O.D. x .203" THK.
C-30-32-B		32'-0"	24" O.D. x .344" THK.	10.75" O.D. x .344" THK.	2.875" O.D. x .203" THK.
C-30-34-B		34'-0"	24" O.D. x .344" THK.	10.75" O.D. x .344" THK.	2.875" O.D. x .203" THK.
C-30-36-B		36'-0"	24" O.D. x .344" THK.	10.75" O.D. x .344" THK.	2.875" O.D. x .203" THK.

STRUCTURE MARK



NOTE:

SEE APPROPRIATE 800 SERIES STANDARD FOR SINGLE PLANE CANTILEVER SIGN STRUCTURE ELEVATION VIEW.

SPECIFICATION 803	CATEGORY CODE ITEMS
APPROVED	 DIRECTOR - OFFICE OF TRAFFIC AND SAFETY
	APPROVAL • SHA REVISIONS
	APPROVAL 8-12-02
	REVISED
	REVISED
	APPROVAL • FEDERAL HIGHWAY ADMINISTRATION
	APPROVAL 9-4-02
	REVISED
	REVISED

Maryland Department of Transportation
STATE HIGHWAY ADMINISTRATION
 STANDARDS FOR HIGHWAYS AND INCIDENTAL STRUCTURES
SINGLE PLANE CANTILEVER SIGN STRUCTURES
DESIGN / STRUCTURE DATA

STANDARD NO.

MD 803.05-01