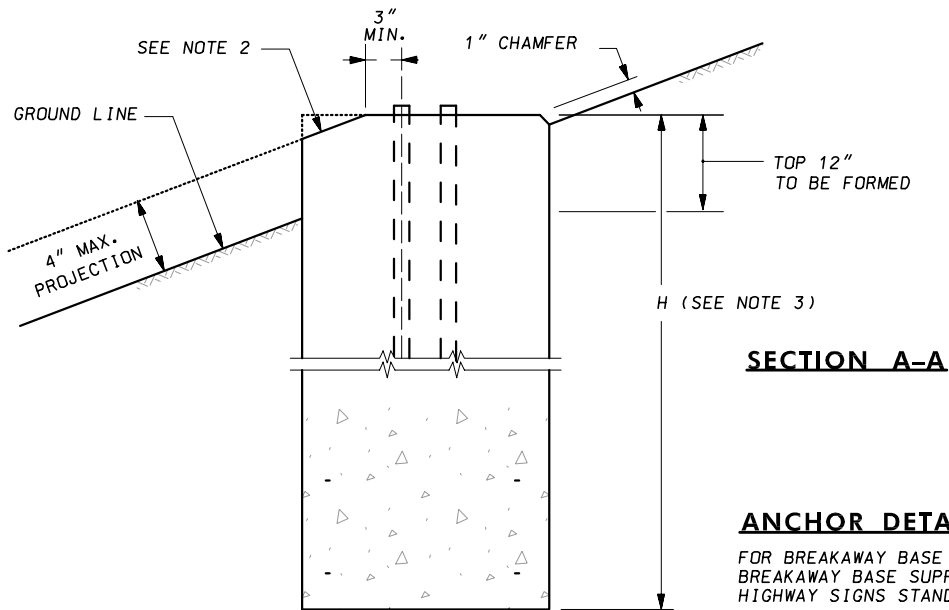


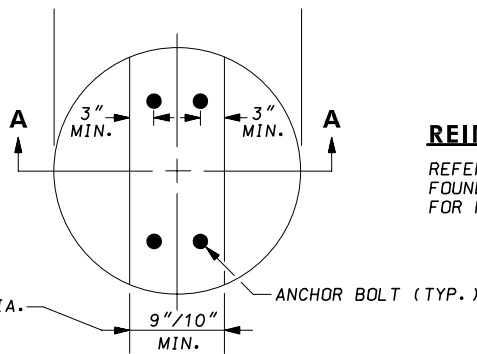
BREAKAWAY TYPE B SIGN POST FOUNDATION



SECTION A-A

ANCHOR DETAILS

FOR BREAKAWAY BASE DETAILS, REFER TO BREAKAWAY BASE SUPPORT SYSTEM FOR HIGHWAY SIGNS STANDARD PLATES.





REINFORCING STEEL DETAILS

REFER TO GALVANIZED STEEL BEAM SIGN POSTS FOUNDATION DETAILS - TYPE A STANDARD PLATE FOR REINFORCING STEEL DETAILS.

PLAN VIEW

NOTES:

1. THIS FOUNDATION SHALL BE USED ONLY IN LOCATIONS MEETING SLOPE CRITERIA IN ACCORDANCE WITH THE STEEL BREAKAWAY SUPPORT FOUNDATION SELECTION TABLE ON THE SN-4 SHEET.
2. SLOPED PORTIONS OF THE FOUNDATION SHALL MATCH THE FINISHED GROUND SLOPE.
3. REFER TO GALVANIZED STEEL BEAM SIGN POSTS FOUNDATION DETAILS - TYPE A FOR FOUNDATION DIMENSIONS AND REINFORCING STEEL DETAILS.

SPECIFICATION 801, 802	CATEGORY CODE ITEMS
APPROVED	 DIRECTOR - OFFICE OF TRAFFIC AND SAFETY
	APPROVAL • SHA REVISIONS
	APPROVAL 5-17-07
	REVISED
	REVISED

**Maryland Department of Transportation
STATE HIGHWAY ADMINISTRATION**

STANDARDS FOR HIGHWAYS AND INCIDENTAL STRUCTURES

**GALVANIZED STEEL BEAM SIGN POSTS
FOUNDATION DETAILS - TYPE B**

STANDARD NO.

MD 801.04-01