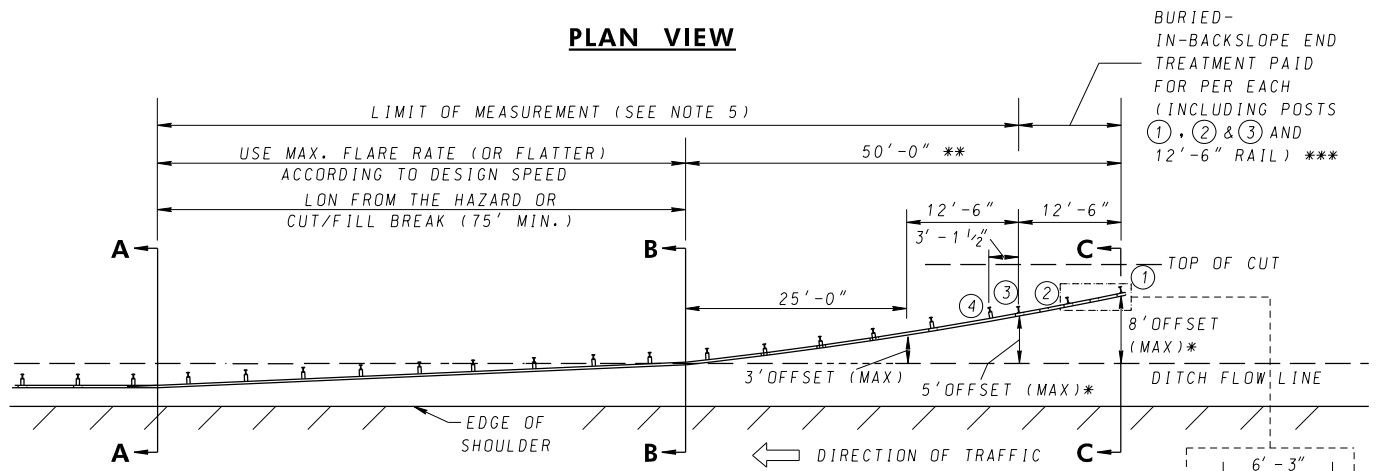


PLAN VIEW



(BEGINNING OF FLARE)
LON = LENGTH OF NEED

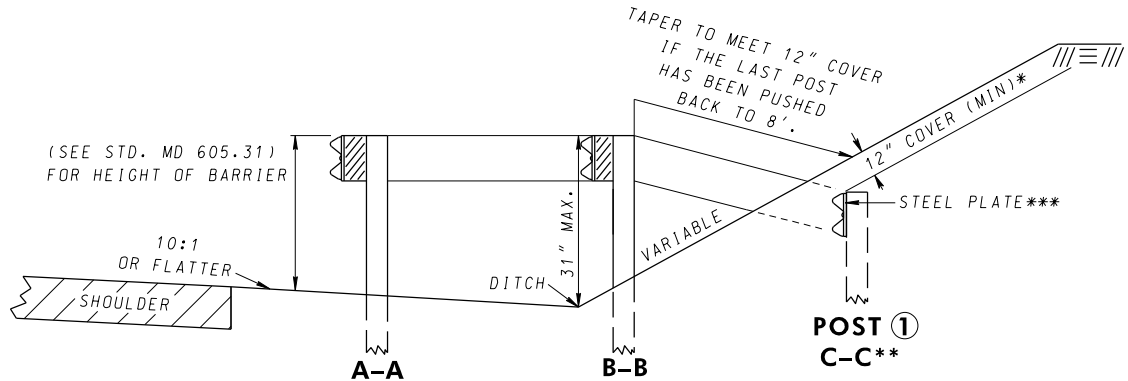
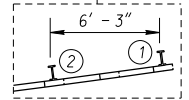
* WHEN EARTH COVER OVER POST ① EXCEEDS 12", OFFSET DISTANCES 5' AND 8' MAY BE LESSENER. HEIGHT OF THE RAIL SHOULD NOT RISE BEHIND THE DITCH BOTTOM.

** POSTS IN BACK OF DITCH BOTTOM MAY BE SHORTENED. MINIMUM EMBEDMENT INTO GROUND BELOW COVER IS 4'.

*** 1/2" STEEL PLATE TO BE BOLTED TO POSTS ①, ②, AND ③.

BURIED-IN-BACKSLOPE END TREATMENT PAID FOR PER EACH (INCLUDING POSTS ①, ② & ③ AND 12'-6" RAIL) ***

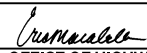
ANCHORAGE TERMINAL



SECTION A-A, B-B, AND C-C

NOTES

1. ALL POSTS SHALL BE 6', EXCEPT THOSE THAT CAN MEET **.
2. THE SLOPE BACK FILL MATERIAL SHALL BE COMPACTED FIRMLY TO THE ESTABLISHED SLOPE AND STABILIZED AS DIRECTED BY THE ENGINEER.
3. THE CONTRACTOR SHOULD CONSTRUCT THE END ANCHORAGE TERMINAL AS SHOWN ON STD. MD 605.01-02.
4. LOW SPEED INSTALLATIONS REQUIRE 50 FEET (MINIMUM) LON.
5. RAIL PAID FOR PER LINEAR FOOT OF "TRAFFIC BARRIER W-BEAM USING 6' POST" (FROM POST AT A-A TO POST ③, BUT NOT INCLUDE POST ③). THE BURIED-IN-BACKSLOPE END TREATMENT PAID FOR PER EACH.
6. FOR ALTERNATIVE OFFSET BLOCKS, SEE STD. MD 605.21.

SPECIFICATION 606	CATEGORY CODE ITEMS
APPROVED  DIRECTOR - OFFICE OF HIGHWAY DEVELOPMENT	
APPROVAL SHA REVISIONS	APPROVAL FEDERAL HIGHWAY ADMINISTRATION
APPROVAL 11-10-99	APPROVAL 7-2-99
REVISED 5-29-07	REVISED 5-2-07
REVISED 9-20-19	REVISED 8-15-19
REVISED 3-31-20	REVISED 3-30-20

MOT MARYLAND DEPARTMENT OF TRANSPORTATION
STATE HIGHWAY ADMINISTRATION

STANDARDS FOR HIGHWAYS AND INCIDENTAL STRUCTURES

**TRAFFIC BARRIER W-BEAM
BURIED-IN-BACKSLOPE END TREATMENT (TYPE A)**

STANDARD NO. MD 605.01