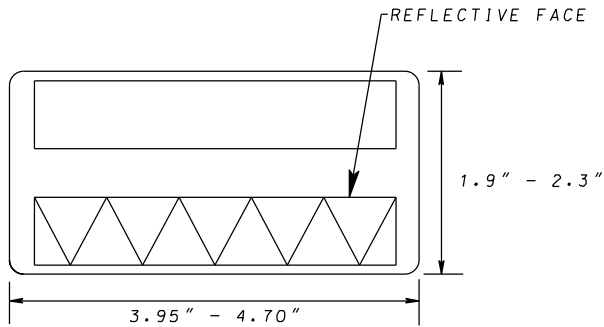
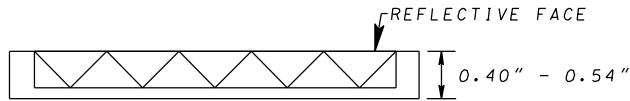


INSTALLATION

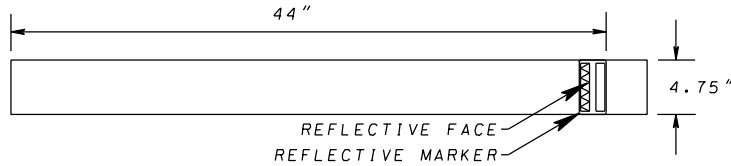
1. THE GROOVE SHALL BE CUT AS SHOWN.
2. THE CUT PATTERN SHALL BE CLEANED, AND DRIED BY COMPRESSED AIR BEFORE PLACING THE ADHESIVE. THE ADHESIVE SHALL BE PLACED PER THE MANUFACTURERS RECOMMENDATIONS.
3. EPOXY ADHESIVE SHALL BE INSTALLED DURING WEATHER CONDITIONS CONSISTENT WITH MANUFACTURERS RECOMMENDATIONS.
4. REFLECTIVE MARKER SHALL BE INSTALLED PER MANUFACTURERS RECOMMENDATIONS AND SHALL BE SELECTED FROM THE QUALIFIED PRODUCTS LIST (OPL).
5. THE MARKER SHALL BE PROTECTED FROM TRAFFIC UNTIL THE ADHESIVE HAS PROPERLY HARDENED.



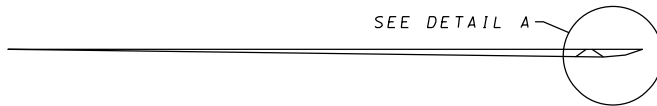
REFLECTIVE MARKER - PLAN VIEW



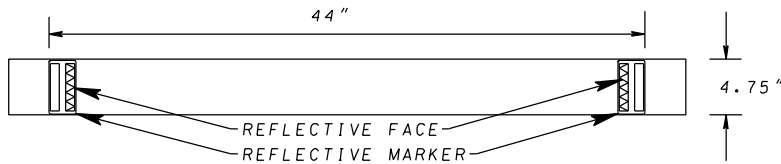
REFLECTIVE MARKER - FRONT VIEW



ONE WAY PAVEMENT GROOVE - PLAN VIEW



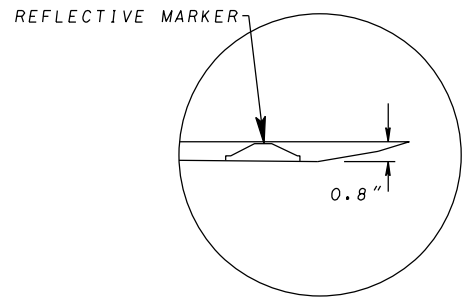
ONE WAY PAVEMENT GROOVE - SIDE VIEW



TWO WAY PAVEMENT GROOVE - PLAN VIEW



TWO WAY PAVEMENT GROOVE - SIDE VIEW



DETAIL A

SPECIFICATION 558	CATEGORY CODE ITEMS
APPROVED <i>Adrian W. J.</i>	DIRECTOR - OFFICE OF TRAFFIC AND SAFETY
	APPROVAL • SHA REVISIONS
	APPROVAL • FEDERAL HIGHWAY ADMINISTRATION
	APPROVAL 02-05-14
	APPROVAL 01-14-14
REVISIONS	REVISIONS
REVISIONS	REVISIONS
REVISIONS	REVISIONS

Maryland Department of Transportation
STATE HIGHWAY ADMINISTRATION
 STANDARDS FOR HIGHWAYS AND INCIDENTAL STRUCTURES

RECESSED PAVEMENT MARKERS

STANDARD NO.

MD 558.01