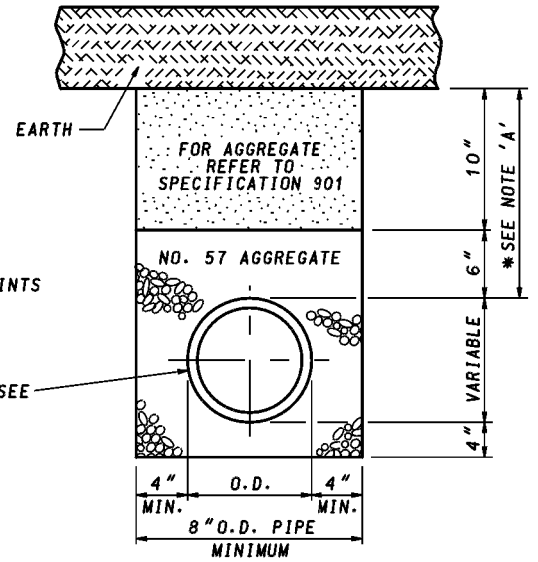
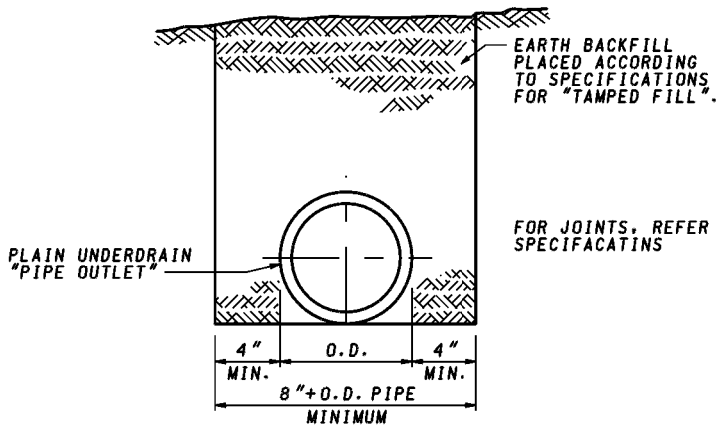


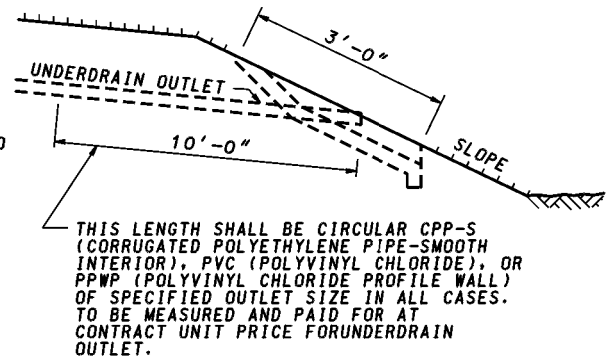
SUB-BASE DRAINAGE DITCH SECTION



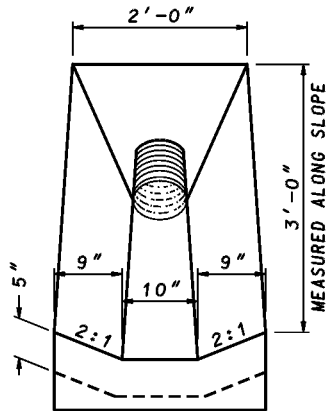
SUB-SURFACE DRAINAGE DITCH SECTION



OUTLET DITCH SECTION



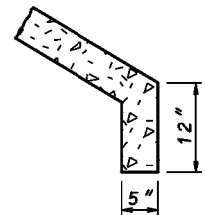
5" CONCRETE GUTTER FOR UNDERDRAIN OUTLET



ELEVATION-UNDERDRAIN OUTLET

NOTE: UNDERDRAIN TO BE LAID ON A MINIMUM OF 0.5% GRADE UNLESS OTHERWISE DIRECTED.

*NOTE 'A': WHERE UNDERDRAIN IS OUTLETTED INTO AN INLET, OR WHERE ANY OTHER UNUSUAL CONDITIONS PREVAIL, THESE DIMENSIONS MAY BE VARIED AS DIRECTED.



TOE WALL

SPECIFICATION	CATEGORY CODE ITEMS
APPROVED	<i>[Signature]</i> DIRECTOR - OFFICE OF HIGHWAY DEVELOPMENT
APPROVAL REVISIONS	APPROVAL FEDERAL HIGHWAY ADMINISTRATION
APPROVAL 3-6-86	APPROVAL 4-14-86
REVISED 12-21-17	REVISED 11-28-17
REVISED	REVISED
REVISED	REVISED

MOT MARYLAND DEPARTMENT OF TRANSPORTATION
STATE HIGHWAY ADMINISTRATION

STANDARDS FOR HIGHWAYS AND INCIDENTAL STRUCTURES

STANDARD UNDERDRAINS

STANDARD NO.

MD 387.01