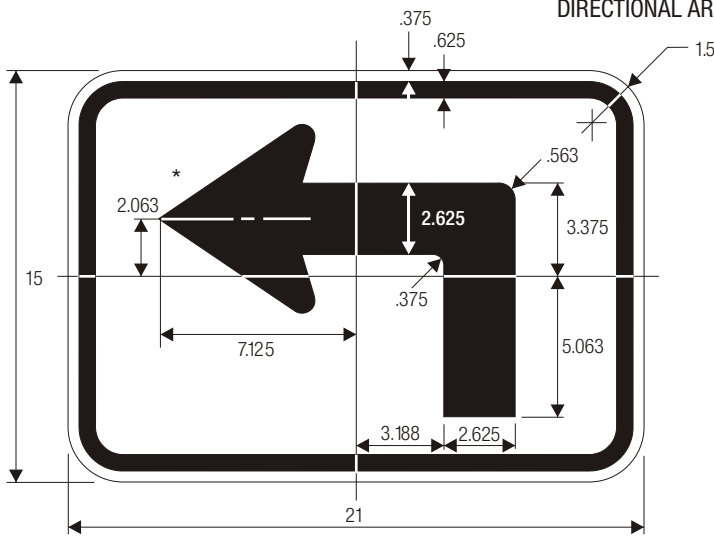


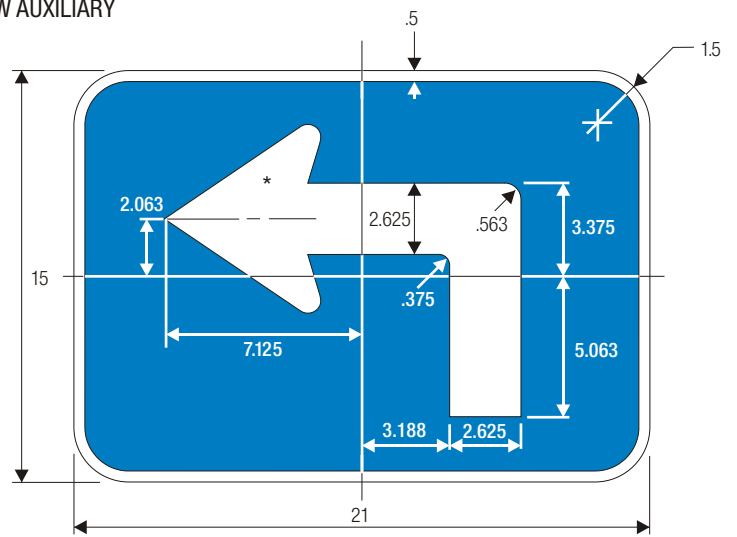
DIRECTIONAL ARROW AUXILIARY



SHA REFERENCES
MdMUTCD SECTION - 2D.25,
2D.27, 2D.29, 2D.30

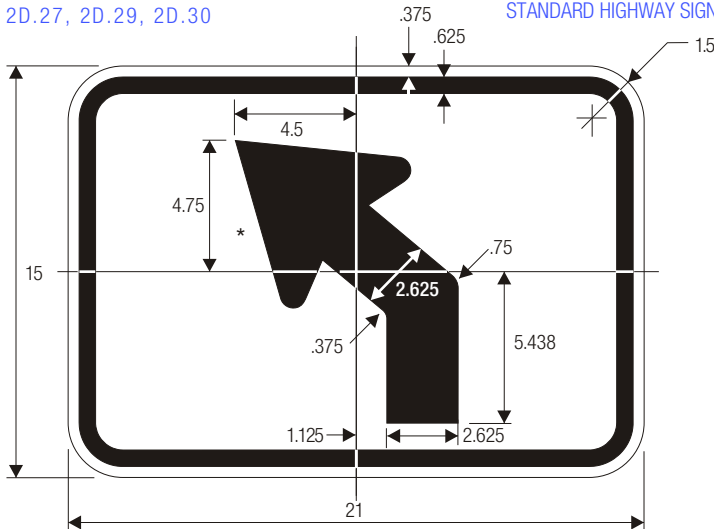
M5-1

SHA *FOR ARROWHEAD DIMENSIONS REFER TO STANDARD ARROW
DETAILS IN APPENDIX-ARROWS SECTION FROM FHWA'S
STANDARD HIGHWAY SIGNS BOOK-APPENDIX SECTION.



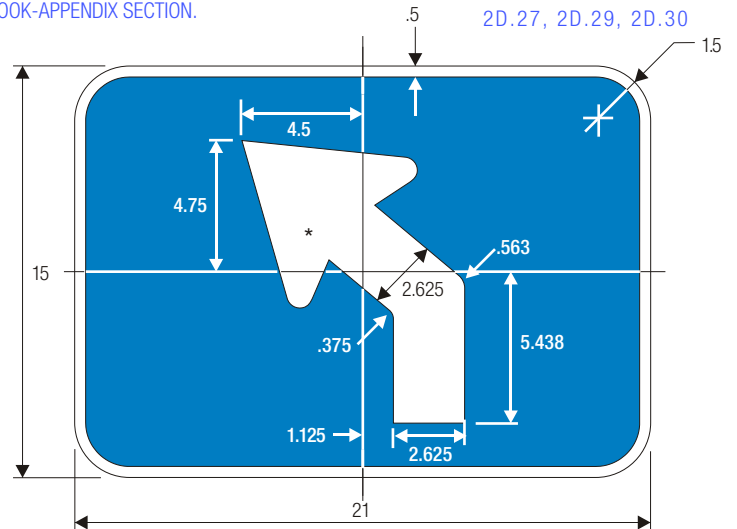
M5-1 (Interstate)

SHA REFERENCES
MdMUTCD SECTION - 2D.25,
2D.27, 2D.29, 2D.30



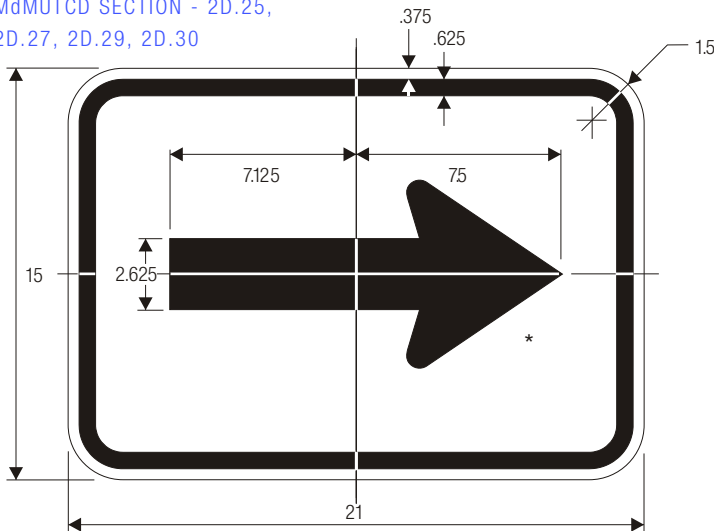
SHA REFERENCES
MdMUTCD SECTION - 2D.25,
2D.27, 2D.29, 2D.30

M5-2



M5-2 (Interstate)

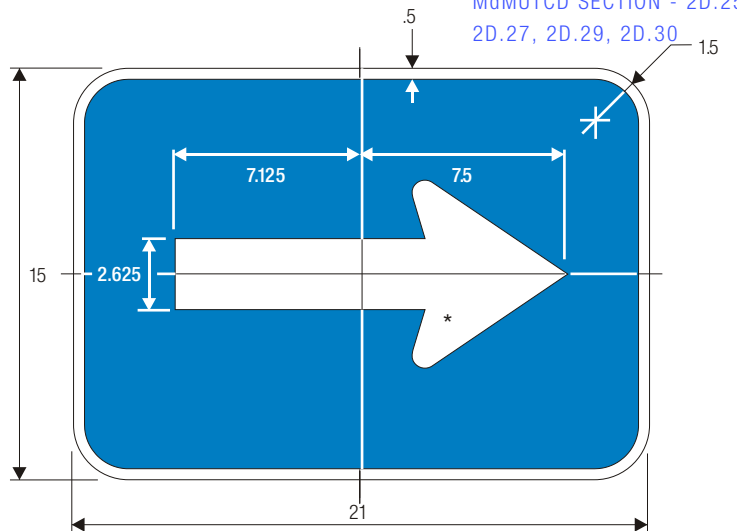
SHA REFERENCES
MdMUTCD SECTION - 2D.25,
2D.27, 2D.29, 2D.30



M6-1

COLORS: LEGEND —BLACK
BACKGROUND —WHITE (RETROREFLECTIVE)

SHA REFERENCES
MdMUTCD SECTION - 2D.26,
2D.27, 2D.29, 2D.30



M6-1 (Interstate)

COLORS: LEGEND —WHITE (RETROREFLECTIVE)
BACKGROUND —BLUE (RETROREFLECTIVE)

SHA REFERENCES
MdMUTCD SECTION - 2D.26,
2D.27, 2D.29, 2D.30