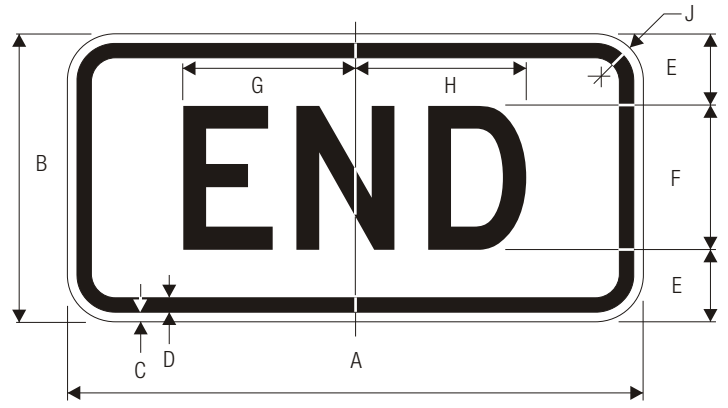


M4-4
TRUCK AUXILIARY

A	B	C	D
24	12	.375	.625
30	15	.375	.625
E	F	G	H
3	6 C	9.875	1.5
3.5	8 C	12.25	1.5

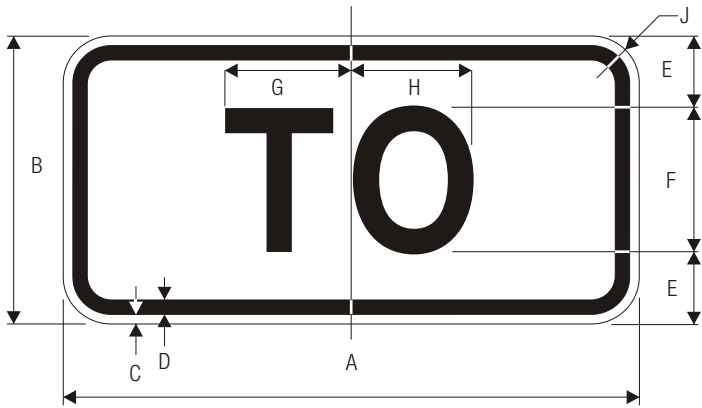


M4-6
END AUXILIARY

A	B	C	D	
24	12	.375	.625	
30	15	.375	.625	
E	F	G	H	J
3	6 D	7	7.25	1.5
3.5	8 D	9.25	9.75	1.5

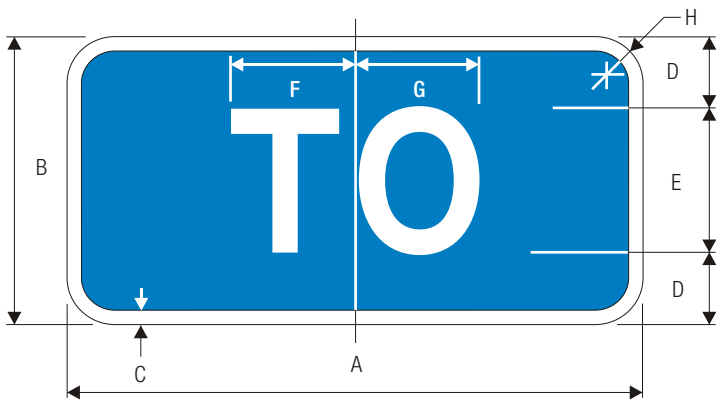
COLORS: LEGEND —BLACK
BACKGROUND —WHITE (RETROREFLECTIVE)

*Reduce spacing 20% for 24" size and 50% for 30" size.



M4-5
TO AUXILIARY

A	B	C	D	
24	12	.375	.625	
30	15	.375	.625	
E	F	G	H	J
3	6 E	5.625	5	1.5
3.5	8 E	7.5	6.625	1.5



M4-5 (INTERSTATE)
TO AUXILIARY

A	B	C	D
24	12	.5	3
30	15	.5	3.5
E	F	G	H
6 E	5.625	5	1.5
8 E	7.5	6.625	1.5

COLORS: LEGEND —BLACK
BACKGROUND —WHITE (RETROREFLECTIVE)

COLORS: LEGEND —WHITE (RETROREFLECTIVE)
BACKGROUND —BLUE (RETROREFLECTIVE)